



City of Hamilton

GENERAL ISSUES COMMITTEE ADDENDUM

Meeting #: 20-021
Date: November 27, 2020
Time: 9:30 a.m.
Location: Council Chambers, Hamilton City Hall
71 Main Street West

Stephanie Paparella, Legislative Coordinator (905) 546-2424 ext. 3993

	Pages
6. STAFF PRESENTATIONS	
*6.1. 2021 Tax Supported Capital Budget (FCS20101) (City Wide)	2
7. DISCUSSION ITEMS	
*7.3. Capital Lifecycle Renewal - Facilities Roof Replacements (PW18065(b)) (City Wide)	724



CITY OF HAMILTON
CORPORATE SERVICES DEPARTMENT
Financial Planning, Administration and Policy Division

TO:	Chair and Members General Issues Committee
COMMITTEE DATE:	November 27, 2020
SUBJECT/REPORT NO:	2021 Tax Supported Capital Budget (FCS20101) (City Wide)
WARD(S) AFFECTED:	City Wide
PREPARED BY:	Duncan Robertson (905) 546-2424 Ext. 4744 Tran Trang (905) 546-2424 Ext. 4371
SUBMITTED BY:	Mike Zegarac General Manager, Finance and Corporate Services Corporate Services Department
SIGNATURE:	

RECOMMENDATION(S)

- (a) That the 2021 Tax Supported Capital Levy in the amount of \$127,365,000 be approved, inclusive of;
- (i) a net levy increase of \$1,654,000 (0.18%) in 2021 for associated debt financing for the Investing in Canada Infrastructure Program – Public Transit Stream that was previously approved;
 - (ii) a net levy increase of \$2,000,000 (0.22%) in 2021 to fund an increase in the recovery of exemptions of tax services provided through the City’s Development Charge exemption programs;
- (b) That an additional net levy increase of \$4,600,000 (0.50%) in 2021 to fund discretionary block funded projects be approved;
- (c) That the 2021 Tax Supported Capital Budget and Financing Plan in the amount of \$472,202,000 attached as Appendix “B” to Report FCS20101, be approved with the following funding sources:
- (i) \$155,439,000 from government grants and subsidies;
 - (ii) \$25,000 from other external sources;

SUBJECT: 2021 Tax Supported Capital Budget (FCS20101) (City Wide) – Page 2 of 15

- (iii) \$78,761,000 from Development Charges Reserves;
 - (iv) \$46,113,000 from Reserves;
 - (v) \$22,498,000 from Work-in-Progress and other internal transfers;
 - (vi) \$86,657,000 from the 2021 Tax Supported Capital Levy;
 - (vii) \$5,300,000 from Hamilton Utilities Corporation (HUC) / Alectra Dividends;
 - (viii) \$4,000,000 from Hamilton Future Fund Reserve (112246);
 - (ix) \$36,543,000 from Federal Gas Tax Reserve (112213);
 - (x) \$1,100,000 from COVID-19 Emergency Reserve (110053);
 - (xi) \$2,090,000 from Roads, Bridges and Traffic Capital Reserve (108041);
 - (xii) \$4,600,000 from the Unallocated Capital Levy Reserve (108020);
 - (xiii) \$29,076,000 from Tax Supported Debenture Financing;
- (d) That the General Manager of Finance and Corporate Services be authorized to transfer \$4,600,000 to the Unallocated Capital Levy Reserve (108020) from the forecasted 2020 Capital Financing Surplus for the purposes of funding the 2021 Capital Financing Plan;
- (e) That the Tax Supported Discretionary Net Capital Funding Forecast 2022–2030, attached as Appendix “C” to Report FCS20101, which assumes the following, be approved, in principle, and re-visited by Council each budget year:
- (i) a net levy increase of \$4,500,000 (0.5%) in each year from 2022 to 2030;
 - (ii) an additional net levy increase of \$374,000 (0.04%) in 2022, \$626,000 (0.07%) in 2023, \$1,773,000 (0.19%) in 2024, \$54,000 (0.01%) in 2025, \$20,000 (0.01%) in 2026, \$59,000 (0.01%) in 2027, \$87,000 (0.01%) in 2029 and \$3,072,000 (0.66%) in 2030 to fund the debt charges associated with the West Harbour Development;
- (f) That the operating budget and full-time equivalent (FTE) impacts of the 2021 Tax Supported Capital Budget, estimated at \$865,500 and 4 FTEs for 2021 and \$5,952,900 and 74.9 FTEs for future years, included in Appendix “D” to Report FCS20101 be incorporated into future Tax Supported Operating Budgets subject to Council approval;

OUR Vision: To be the best place to raise a child and age successfully.

OUR Mission: To provide high quality cost conscious public services that contribute to a healthy, safe and prosperous community, in a sustainable manner.

OUR Culture: Collective Ownership, Steadfast Integrity, Courageous Change, Sensational Service, Engaged Empowered Employees.

SUBJECT: 2021 Tax Supported Capital Budget (FCS20101) (City Wide) – Page 3 of 15

- (g) That the General Manager, Finance and Corporate Services, be authorized to negotiate the terms and placement of a debenture issue(s), and / or private placement debenture issue(s), in either a public or private market and / or bank loan agreement and debenture issue(s) and / or variable interest rate bank loan agreement and debenture issue(s), in an amount not to exceed \$86,025,000 Canadian currency, as attached in Appendix “B” to Report FCS20101, which includes \$29,076,000 in Tax Supported municipal debt and \$56,949,000 in Development Charges Tax Supported municipal debt;
- (h)
- (i) That the General Manager, Finance and Corporate Services, be authorized to engage the services of all required professionals to secure the terms and issuance of the debenture issue(s) described in subsection (g) including, but not limited to, external legal counsel, fiscal agents and Infrastructure Ontario’s Loan Program;
- (ii) That the General Manager, Finance and Corporate Services, Mayor and City Clerk are each authorized and directed to enter into and / or execute, on behalf of the City of Hamilton, all agreements and necessary ancillary documents requiring their respective signatures, to secure the terms and issuance of the debenture issue(s) described in subsections (g) and (h), in a form satisfactory to the City Solicitor;
- (iii) That the Mayor and City Clerk are authorized and directed to enter into and / or execute, on behalf of the City of Hamilton, all agreements and necessary ancillary documents not requiring any specific signing authority, to secure the terms and issuance of the debenture issue(s) described in subsections (g) and (h), in a form satisfactory to the City Solicitor and with content acceptable to the General Manager, Finance and Corporate Services;
- (i) That all necessary By-Law(s) be passed to authorize the debenture issue(s) negotiated placed and secured in accordance with subsections (g) and (h).

EXECUTIVE SUMMARY

Report FCS20101 provides the recommendations required to approve the 2021 Tax Supported Capital Budget. The complete details of the capital budget are provided in the 2021 Tax Supported Capital Budget Book attached as Appendix “A” to Report FCS20101.

Due to the timing of the of the direction given by Council on November 11, 2020 to include an additional Capital Levy increase of 0.50% for discretionary block funded projects in 2021, the approximate \$4.6 M in additional capital financing and associated capital projects have not been included in the analysis of Report FCS20101 or Appendices. Recommendation (b) has been added to Report FCS20101 to reflect the direction from Council – the revised total municipal tax impact of the Capital Levy would be 0.90% if all recommendations were approved.

OUR Vision: To be the best place to raise a child and age successfully.

OUR Mission: To provide high quality cost conscious public services that contribute to a healthy, safe and prosperous community, in a sustainable manner.

OUR Culture: Collective Ownership, Steadfast Integrity, Courageous Change, Sensational Service, Engaged Empowered Employees.

SUBJECT: 2021 Tax Supported Capital Budget (FCS20101) (City Wide) – Page 4 of 15

The 2021 Tax Supported Capital Budget supports the City's 2016-2025 Strategic Plan. The Strategic Plan outlines the priorities that support the community vision for the delivery of all City provided services. Through discussions with the City Manager, motions of Council and approval of various staff reports, previous Council direction, where significant work was under way and matters critical to the successful operation of the administration, the following priorities were identified for the remainder of this term of Council (2018-2022):

- Climate Change;
- Multi-Modal Transportation;
- Affordable Housing;
- Equity, Diversity and Inclusion;
- Integrated Growth and Development;
- Trust and Confidence in City Government;
- Fiscal Health and Financial Management; and,
- A Healthy, Respectful and Supportive Workplace.

The Tax Supported Operating Budget funds a portion of the projects in the Tax Supported Capital Budget. The recommendations in Report FCS20101 and Table 1 reflect a capital levy increase in the Tax Supported Operating Budget of \$3,654,000 that translates into an average residential property tax increase of 0.40% or \$13 for an average residential property assessed at \$380,300.

The increase in the Capital Levy of \$3,654,000 is broken down as follows:

- \$1,654,000 (0.18%) Tax Supported Capital Levy for the debt related financing of the Investing in Canada Infrastructure Program (ICIP) – Public Transit Stream projects as previously approved through Report PW19083 / FCS18048(a); and
- \$2,000,000 (0.22%) Tax Supported Capital Levy related to recovery of exemptions of tax services provided through the City's Development Charge exemption programs.

The recommended 2021 Tax Supported Capital Levy of \$127,365,000 is split between debt charges and transfer from operating to capital as detailed in Table 1.

**Table 1
Tax Supported Capital Levy Impact on Operating Budget**

(\$000's)	2020	2021	CHANGE		Levy
	<u>Restated</u>	<u>PROPOSED</u>	<u>\$</u>	<u>%</u>	<u>Impact (%)</u>
Debt Charges	41,759	40,708	(1,051)	(2.5)	(0.1)
Transfer from Operating	81,952	86,657	4,705	5.7	0.5
Total Tax Supported Capital Levy	123,711	127,365	3,654	3.0	0.4

Municipal Tax Impact on Average Residential Property Tax 0.4% (\$13)

Council previously approved several 2021 Capital Projects, including approvals through Reports FCS19080(a) (Investing in Canada Infrastructure Program – Community, Culture and Recreation Stream) and FCS20061 (Police Station 40 – Waterdown). The gross cost of the above noted previously approved 2021 Capital Projects totals \$10.1 M and is in addition to the \$472.2 M recommended for approval through Report FCS20101.

In order to show a holistic view of the City's 2021 Capital Program, Appendix "B" to Report FCS20101 details the list of 2021 capital projects that are being recommended, as well as, the projects previously approved to arrive at the full value of the 2021 Capital Program. The 2021 Tax Supported Capital Budget, inclusive of previously approved 2021 capital projects, provides \$482.3 M in funding compared to \$397.7 M of restated 2020 Tax Supported Capital Budget.

Table 2 of Report FCS20101 provides a summary of the proposed 2021 Tax Supported Capital Budget by program area, inclusive of previously approved 2021 capital projects, with a comparison to the Restated 2020 Tax Supported Capital Budget.

OUR Vision: To be the best place to raise a child and age successfully.

OUR Mission: To provide high quality cost conscious public services that contribute to a healthy, safe and prosperous community, in a sustainable manner.

OUR Culture: Collective Ownership, Steadfast Integrity, Courageous Change, Sensational Service, Engaged Empowered Employees.

SUBJECT: 2021 Tax Supported Capital Budget (FCS20101) (City Wide) – Page 6 of 15

Table 2
2021 Proposed Tax Supported Capital Budget Compared to 2020
Inclusive of In Year Project Approvals

(\$000's)	2020		2021		Difference	
	Approved		CAPITAL PROGRAM			
	GROSS	NET	GROSS	NET	GROSS	NET
Proposed Program Funding						
Recreation Facilities	14,125	4,695	15,604	4,581	1,479	(114)
Corporate Facilities / Energy Initiatives	6,776	4,745	13,820	5,540	7,044	795
Entertainment Facilities	900	800	2,900	800	2,000	-
Forestry & Horticulture (Includes Tree Planting)	1,480	1,345	1,715	1,565	235	220
Open Space Development	10,897	2,503	13,863	3,590	2,966	1,087
Waste Management	8,912	7,495	6,515	4,034	(2,397)	(3,461)
Transit Services	2,074	312	41,468	2,474	39,394	2,162
Transit Services (ICIP PW19083/FCS18048(a))	149,828	18,589	151,424	16,876	1,596	(1,713)
Corporate Fleet Services	10,148	-	10,632	-	484	-
Parks & Cemeteries	3,178	1,138	2,375	1,678	(803)	540
Roads / Bridges / Sidewalk / Street Lighting / Traffic	100,900	59,189	111,907	62,764	11,007	3,575
West Harbour & Waterfront Initiatives	10,200	7,450	9,020	9,020	(1,180)	1,570
Healthy and Safe Communities- Other	0	-	160	160	160	160
Housing Services	28,319	17,500	30,296	17,500	1,977	-
Long-Term Care Facilities	1,664	912	5,467	500	3,803	(412)
Fire / Paramedics	11,654	1,000	13,250	5,940	1,596	4,940
Corporate Services / City Manager	15,602	15,299	18,063	17,153	2,461	1,854
Area Rating	900	-	900	-	-	-
Planning & Development	5,130	543	9,182	2,639	4,052	2,096
Tourism & Culture	1,702	1,702	2,533	1,702	831	-
Commercial Districts and Small Business	2,210	2,210	2,210	2,210	-	-
Total Program Funding	386,599	147,427	463,304	160,725	76,705	13,299
Other Major Projects						
Parkland Acquisition	2,500	2,500	1,500	1,500	(1,000)	(1,000)
Randle Reef	375	375	500	500	125	125
Emerald Ash Borer Program	2,600	2,600	2,600	2,600	-	-
Total Other Major Projects	5,475	5,475	4,600	4,600	(875)	(875)
Total Before Special Levies and Boards	392,074	152,902	467,904	165,325	75,830	12,424
Special Levies & Boards						
CityHousing	500	500	500	500	-	-
Police Services	1,280	1,280	10,792	1,540	9,512	260
Hamilton Public Library	1,750	750	1,000	0	(750)	(750)
Beach Rescue	70	-	70	-	-	-
Hamilton Conservation Authority	2,000	2,000	2,000	2,000	-	-
Total Special Levies & Boards	5,600	4,530	14,362	4,040	8,762	(490)
Total Funded Projects	397,674	157,432	482,266	169,365	84,592	11,934

The proposed 2021 Tax Supported Capital Budget and the 2022-2030 Capital Forecast continue a solid long-term plan to maximize own source capital funding and take advantage of partnerships with senior levels of government (transit, housing, culture and recreation). Elements of this plan include the following:

OUR Vision: To be the best place to raise a child and age successfully.

OUR Mission: To provide high quality cost conscious public services that contribute to a healthy, safe and prosperous community, in a sustainable manner.

OUR Culture: Collective Ownership, Steadfast Integrity, Courageous Change, Sensational Service, Engaged Empowered Employees.

SUBJECT: 2021 Tax Supported Capital Budget (FCS20101) (City Wide) – Page 7 of 15

1. It is recommended that the usual 0.5% Capital Levy increase for discretionary state-of-good-repair funding be deferred in 2021 to balance infrastructure needs and affordability. A 0.5% levy increase would amount to approximately \$4.5 M in additional capital investment in 2021. The 2021 Capital Budget supports the deferral of this investment through additional contribution from the Federal Gas Tax Reserve, which has excess funding remaining from the one-time payment transfer in 2019;
2. The 2021 Capital Financing Plan was updated with new assumptions around the cost to borrow given recent changes in the investment market, cash flow assumptions required for debt servicing upcoming transit and affordable housing projects and leveraging of existing capacity from reserves to provide additional financing of \$12.3 M in comparison to the previous Financing Plan;
3. The additional financing capacity created by Federal Gas Tax Reserve funds and assumption changes in the financing plan are utilized to maintain the planned increase in roads discretionary funding to address the infrastructure deficit;
4. An additional 0.18% Property Tax Increase (\$1.654 M or \$6 annual property tax increase) to fund the debt charges associated with the City's share of the Investing in Canada Infrastructure Program (ICIP) – Transit Stream Capital Investments. The total cost of the ICIP – Transit Stream submissions for 2021 was \$191.2 M with the City's share amounting to \$19.1 M (debt repayment impact of \$1.654 M);
5. An additional 0.22% Property Tax Increase (\$2.0 M or \$7 annual property tax increase) to fund the increase in the recovery of exemptions of tax services provided through the City's Development Charge exemption programs;
6. Prioritize funding for assessment growth opportunities such as the West Harbour and Waterfront and Airport Employment Growth District;
7. Investment in strategic capital areas, including Transit, Affordable Housing, Waste Management, Park Development and others;
8. Ensure that debt levels are sustainable. This can be accomplished by ensuring that the City has an efficient Works-In-Progress Capital turn-around process thereby freeing up funds that are not in use. The City's projected long-term budgeted tax supported debt levels top at \$788 M in 2028. Debt sustainability can further be achieved by carefully examining each major project with a proper cost / benefit approach deferring, when necessary, until debt capacity is freed-up; and,
9. Additional capacity for capital financing through updates to the Financing Plan, as well as, additional funding from senior levels of government to address municipal infrastructure through the COVID-19 Resilience Infrastructure Stream, the City of Hamilton can make continued progress towards the infrastructure deficit in 2021 while managing tax affordability by deferring the annual 0.5% Capital Levy increase.

OUR Vision: To be the best place to raise a child and age successfully.

OUR Mission: To provide high quality cost conscious public services that contribute to a healthy, safe and prosperous community, in a sustainable manner.

OUR Culture: Collective Ownership, Steadfast Integrity, Courageous Change, Sensational Service, Engaged Empowered Employees.

Alternatives for Consideration – See Page 14**FINANCIAL – STAFFING – LEGAL IMPLICATIONS**

Financial: The 2021 Tax Supported Capital Budget and Financing Plan in the amount of \$472,202,000 attached as Appendix “B” to Report FCS20101, includes the gross costs and sources of financing. The 2021 Capital Levy of \$127,365,000 will be incorporated into the 2021 Tax Operating Budget, representing a \$3,654,000 increase from 2020 and a 0.40% tax impact.

Some capital projects, especially those that provide new or expanded services, have an impact on operating costs on an ongoing basis once the projects have been completed. The estimated operating budget impacts of the recommended 2021 capital projects is \$6,817,900 and 78.9 FTEs. The operating impacts are detailed in Appendix “D” to Report FCS2101 and recommended to be incorporated into future years (2022 and beyond) Tax Supported Operating Budgets with the exception of Information Technology projects of \$865.5k and 4 FTEs which are required in 2021.

The Discretionary Tax Supported Net Capital Funding Forecast 2021–2030, attached as Appendix “C” to Report FCS20101, provides a forecast of discretionary capital funding for years 2021–2030 in the total amount of \$1,752,102,000.

The 2021–2030 forecast assumes increases for the Capital Levy with an annual standard tax levy increase of 0.50% in years 2022-2030, as well as, additional increases for debt servicing requirements for the municipal share of the Investing in Canada Infrastructure – Public Transit Stream (ICIP), debt servicing costs for West Harbour Waterfront Strategic Initiatives and sustainable funding for development charge exemption funding. The levy impact for the increase in Development Charge Exemption funding is required to move the City closer to funding all the exemptions provided through the City’s Development Charges By-law.

Table 3 details the anticipated future Capital Levy impacts that are required to support the 2021-2024 Capital Financing Plan.

Table 3
Tax Supported Four-Year Capital Financing Plan

	2021	2022	2023	2024
Capital Levy Increase dedicated to rehab of existing Assets	0.00%	0.50%	0.50%	0.50%
<i>Additional Capital Levy Impact:</i>				
Capital Levy Increase for ICIP - Transit Stream (City Share - debt)	0.18%	0.09%	0.01%	0.01%
Capital Levy Increase for West Harbour MP increase (debt)	0.00%	0.04%	0.07%	0.19%
Capital Levy Increase for DC Exemption Funding increase	0.22%	0.00%	0.00%	0.00%
Total Levy Impact	0.40%	0.63%	0.58%	0.70%

In order to accommodate capital spending requirements, \$86,025,000 has been allocated to debt financing in the 2021 Tax Capital Budget. This amount includes \$29,076,000 in Tax Supported debt and \$56,949,000 in Development Charges Tax Supported debt.

The City's 2021 Capital Program incorporates several major capital initiatives such as the Investing in Canada Infrastructure Program – Public Transit Stream, the West Harbour Development, and the National Housing Strategy. These initiatives, as well as other major capital investments, are detailed in the 2021 Tax Supported Capital Budget Book attached as Appendix "A" to Report FCS20101.

Staffing: The operating budget and FTE impacts related to the proposed 2021 Tax Supported Capital Budget totals \$6,817,900 and 78.9 FTE as identified in Appendix "D" to Report FCS20101. Approval of the 2021 Capital Budget would approve these ongoing operating costs in principle with consideration given in future budget years based on implementation of the associated capital works. Currently, \$865,500 and 4 FTE of this amount is required for 2021.

Legal: N/A

HISTORICAL BACKGROUND

The City of Hamilton employs a hybrid Capital Block Funding Prioritization methodology that has evolved over the years, aligning with the City's Strategic Plan. The methodology was developed to direct funding towards addressing the City's infrastructure deficit. The recommended 2021 Capital Budget and Financing Plan, inclusive of previously approved amounts, is a result of staff applying Council's strategic priorities and incorporating previously referred items within the financial constraints of the Financing Plan.

Council, through the 2020 Tax Capital Budget Report (FCS19091(a)), approved, in principle, the Tax Supported Discretionary Net Capital Funding forecast for 2021–2029.

OUR Vision: To be the best place to raise a child and age successfully.

OUR Mission: To provide high quality cost conscious public services that contribute to a healthy, safe and prosperous community, in a sustainable manner.

OUR Culture: Collective Ownership, Steadfast Integrity, Courageous Change, Sensational Service, Engaged Empowered Employees.

SUBJECT: 2021 Tax Supported Capital Budget (FCS20101) (City Wide) – Page 10 of 15

In October 2020, through the 2021 Budget Guidelines, Outlook and Process Report (FCS20087), the General Issues Committee approved the guideline of a 0% tax increase for capital financing of discretionary block funded projects. The additional capital investment generated from the 0.5% Capital Levy increase was to be offset by additional contribution from the Federal Gas Tax Reserve with remaining funds from the one-time transfer payment in 2019. Staff also identified \$12.3 M in additional funding that could be leveraged to deliver the 2021 Tax Supported Capital Budget through the updating of debt financing assumptions with current investment market trends, cash flow assumptions for the debt financing of ICIP – Transit and National Housing Strategy capital projects and further leveraging of reserves.

Table 4 provides a summary of the historical direction related to 2020 tax supported Capital levy and the actual impacts recommended through Report FCS19091.

**Table 4
Historical Tax Supported Capital Levy Increases**

	<u>2019 Approved</u>	<u>2020 Approved</u>	<u>2021 Proposed</u>
Discretionary Block Funding	0.50%	0.50%	0.00%
ICIP - Transit	0.27%	0.21%	0.18%
West Harbour	0.13%	0.03%	0.00%
Downtown Office Accomodations	0.00%	0.14%	0.00%
DC Exemptions	0.00%	0.00%	0.22%
Total Tax Supported Capital Levy	0.90%	0.88%	0.40%

POLICY IMPLICATIONS AND LEGISLATED REQUIREMENTS

Provincial Asset management regulations under Bill 6, *Infrastructure for Jobs and Prosperity Act, 2015*, were adopted in January 2018. On June 26, 2019, City Council adopted a Strategic Asset Management Policy (AMP) (Report PW19053). Currently, the Strategic AMP applies to core infrastructure assets only, which includes assets in water treatment and distribution, wastewater collection and treatment, stormwater management, roads, bridges and culverts. At a later date, the Policy will be updated to include all infrastructure assets such as facilities and fleet before the legislative deadline of July 1, 2023.

Future key legislative deadlines for all Ontario municipalities related to Asset Management are:

1. July 1, 2021 – Develop enhanced AMPs that include the cost to maintain current service levels covering core infrastructure assets.

OUR Vision: To be the best place to raise a child and age successfully.

OUR Mission: To provide high quality cost conscious public services that contribute to a healthy, safe and prosperous community, in a sustainable manner.

OUR Culture: Collective Ownership, Steadfast Integrity, Courageous Change, Sensational Service, Engaged Empowered Employees.

SUBJECT: 2021 Tax Supported Capital Budget (FCS20101) (City Wide) – Page 11 of 15

2. July 1, 2023 – Expand enhanced AMPs that include the cost to maintain current service levels covering all infrastructure assets.
3. July 1, 2024 – Expand AMPs to provide further details on all infrastructure assets, include proposed service levels and the revenue and expenditure plan to achieve the proposed service levels (if greater than current service levels).

Report FCS20101 meets the requirements of the City of Hamilton's Debt Policy, whereby Council authority is required to issue debt.

Debt Management

I. Council Approved Debt Limits:

1. Total tax and rate-supported debt as a percentage of City Own-Source revenues, not to exceed 60%, unless approved by Council.

The City's debt ratio in 2019 was 24.3% and is forecasted to be 28.7% in 2020 and 27.0% in 2021 – well within the limit of 60%.

2. Total Development Charge (DC) supported debt as a percentage of the total DC Eligible Costs for the forecast period of the latest DC Background Study, not to exceed 25%, unless approved by Council.

The City considers the limit of 25% to be an appropriate balance between two competing uses of revenues generated by development charges: (i) to sustain and ensure adequate infrastructure (capital), services and resources to support the City's growth plans; and, (ii) to repay the debt issued for development.

The City's debt in 2019 was 1.8% in 2018 and is forecasted to be 2.0% in 2020 and 2.6% in 2021 – well within the limit of 25%.

II. Statutory Limits:

1. The annual debt and financial obligation limit for the City is calculated in accordance with Section 3 of Ontario Regulation 403/02 as amended.

The City's debt service charges as a percentage of City Own Source Revenue of 4.6% in 2019 and forecasted at 4.2% in 2020 and 4.6% for 2021 are well within the limit of 25%.

2. Outstanding variable interest rate bank loan agreements and variable interest rate debentures, in total, cannot exceed 15% of the total outstanding debt of the City as set out in Ont. Reg. 276/02 s(2).

The City's debt ratios are below the limit of 15% with 4.7% in 2019 and forecasted at 4.0 % in 2020 and 2.9% in 2021.

OUR Vision: To be the best place to raise a child and age successfully.

OUR Mission: To provide high quality cost conscious public services that contribute to a healthy, safe and prosperous community, in a sustainable manner.

OUR Culture: Collective Ownership, Steadfast Integrity, Courageous Change, Sensational Service, Engaged Empowered Employees.

III. Financial Ratios:

The debt related financial ratios will remain well within the affordability range and acceptable levels of prudent financial management. Appendix “G” to Report FCS20101 provides the results of the following ratios:

- Debt and debt service charges per capita;
- Debt service charges as a percentage of City Own Source Revenue;
- Debt service charges as a percentage of the municipal levy;
- Debt to operating revenues;
- Debt to reserves and reserve funds; and
- Cash and liquid assets to debt service; cash and liquid assets minus debt.

According to Ontario Regulation 403/02, Council shall, before giving authorization for capital work that would require a long-term debt or financial obligation, have the City Treasurer calculate an updated Annual Repayment Limit (ARL) using the most recent Annual Repayment Limit determined by the Ministry. The most recent ARL, determined and sent in writing by the Ministry to the City Treasurer, is the 2020 ARL in the amount of \$275,795,317 and is based on 2018 Financial Information Returns.

Using this 2020 ARL, the City Treasurer has calculated an updated ARL of \$201,221,385, shown on page two of Appendix “G” to Report FCS20101. The 2020 ARL was adjusted for possible debt service charges of \$74,573,931 corresponding to approximately \$465.0 M of debt which has been approved by Council in 2020 and prior years but not yet issued. The 2020 ARL was then further adjusted for debt service charges assumed or discharged on debt since December 31, 2019 to the end of 2020. According to this calculation, the updated ARL of \$201,221,385 represents the maximum amount that the City has available to commit to payments related to debt and financial obligations before the statutory limit is breached and corresponds to approximately \$2,088,609,171 of additional borrowing capacity (assuming a 15-year term and 5% interest rate).

RELEVANT CONSULTATION

The 2021 Tax Supported Capital Budget is prepared in consultation with staff from all departments, as well as, senior leadership to determine the proposed submission and Capital Levy requirements to appropriately address budget pressures and risks while balancing tax affordability.

ANALYSIS AND RATIONALE FOR RECOMMENDATION(S)

The recommendations for the 2021 Tax Supported Capital Levy and the proposed 2021 capital projects are the result of a lengthy and thorough process in which available discretionary funding is identified, operating groups prioritize capital needs and Council’s previous directions are incorporated to the extent that funding is available.

OUR Vision: To be the best place to raise a child and age successfully.

OUR Mission: To provide high quality cost conscious public services that contribute to a healthy, safe and prosperous community, in a sustainable manner.

OUR Culture: Collective Ownership, Steadfast Integrity, Courageous Change, Sensational Service, Engaged Empowered Employees.

SUBJECT: 2021 Tax Supported Capital Budget (FCS20101) (City Wide) – Page 13 of 15

In setting the discretionary funding for the 2021 Tax Supported Capital Budget, staff updated the assumptions in the Financing Plan to determine the amount of funding available. Discretionary funds are base funding amounts that can be directed to any Capital program area. This would not include specific use reserve funds (i.e. Development Charges, Fleet, Transit, etc.) or any other specific use funding. The review of discretionary funds yielded approximately \$12.3 M in additional funding to be allocated to capital by updating debt servicing cost assumptions based on the current investment market, cash flows for debt servicing requirements for ICIP – Transit and the National Housing Strategy, as well as additional leveraging from reserves.

The distribution of available discretionary funds was first allocated based on the hybrid Capital Block Funding Prioritization methodology funding allocations approved, in principle, for 2021 through the 2020 Tax Supported Capital Budget (Report FCS19091). The hybrid Capital Block Funding Prioritization methodology was developed to direct funding towards addressing the City's infrastructure deficit. The methodology has been in use by the City for many years and has been based on historical funding averages, masterplan requirements and subsidy eligibility.

Departments reviewed capital works-in-progress and existing reserve balances to determine if the gross cost associated with the 2021 capital program could be offset from existing funds. Funding from reserves being utilized in the 2021 Tax Supported Capital Budget are detailed in Appendix "E" to Report FCS20101, while funding from internal sources and works-in-progress transfers are detailed in Appendix "E" to Report FCS20101.

Capital projects receiving significant subsidy and / or referred to the capital budget process by Council receive priority in the funding allocation process. Municipal pressures and Council priorities were used in allocating funding outside of the established funding allocations.

The 2021 Tax Supported Capital Budget Book attached as Appendix "A" to Report FCS20101 provides additional analysis and rationale around the capital projects included in the detailed listing attached as Appendix "B" to Report FCS20101.

The 2021 Tax Supported Capital Budget and Financing Plan in the amount of \$472,202,000 (\$482,266,000 if including projects previously approved in 2020), attached as Appendix "B" to Report FCS20101, includes the gross costs and identifies the sources of financing for each project recommended.

Staff is recommending a 2021 Capital Levy of \$127,365,000 which represents an increase of \$3,654,000 over the 2020 Capital Levy of \$123,711,000 in the Tax Supported Operating Budget amounting to a net levy increase of 0.40%, or \$13 per average residential household (home assessed at \$380,300).

Funding from Reserves of \$46,113,000 is provided in Appendix "E" to Report FCS20101. The remaining sources of financing for the 2021 Tax Supported Capital Budget are summarized in Appendix "B" to Report FCS20101.

OUR Vision: To be the best place to raise a child and age successfully.

OUR Mission: To provide high quality cost conscious public services that contribute to a healthy, safe and prosperous community, in a sustainable manner.

OUR Culture: Collective Ownership, Steadfast Integrity, Courageous Change, Sensational Service, Engaged Empowered Employees.

ALTERNATIVES FOR CONSIDERATION

Council can direct changes to the 2021 Tax Supported Capital Budget as long as the approved Financing Plan remains in balance with the forecasted gross cost of all approved capital projects.

ALIGNMENT TO THE 2016 – 2025 STRATEGIC PLAN**Community Engagement and Participation**

Hamilton has an open, transparent and accessible approach to City government that engages with and empowers all citizens to be involved in their community.

Economic Prosperity and Growth

Hamilton has a prosperous and diverse local economy where people have opportunities to grow and develop.

Healthy and Safe Communities

Hamilton is a safe and supportive City where people are active, healthy, and have a high quality of life.

Clean and Green

Hamilton is environmentally sustainable with a healthy balance of natural and urban spaces.

Built Environment and Infrastructure

Hamilton is supported by state-of-the-art infrastructure, transportation options, buildings and public spaces that create a dynamic City.

Culture and Diversity

Hamilton is a thriving, vibrant place for arts, culture, and heritage where diversity and inclusivity are embraced and celebrated.

Our People and Performance

Hamiltonians have a high level of trust and confidence in their City government.

APPENDICES AND SCHEDULES ATTACHED

Appendix “A” to Report FCS20101 – 2021 Tax Support Capital Budget Book

Appendix “B” to Report FCS20101 – 2021 Tax Capital Budget Project List

Appendix “C” to Report FCS20101 – Discretionary Tax Supported Net Capital Funding 2021–2030 Forecast

Appendix “D” to Report FCS20101 – 2021 Tax Supported Capital Budget Operating Budget Impacts and FTE Impact for Projects included in the 2021 Financing Plan

OUR Vision: To be the best place to raise a child and age successfully.

OUR Mission: To provide high quality cost conscious public services that contribute to a healthy, safe and prosperous community, in a sustainable manner.

OUR Culture: Collective Ownership, Steadfast Integrity, Courageous Change, Sensational Service, Engaged Empowered Employees.

SUBJECT: 2021 Tax Supported Capital Budget (FCS20101) (City Wide) – Page 15 of 15

Appendix “E” to Report FCS20101 – 2021 Tax Supported Capital Budget Reserve Funding by Reserve and Project

Appendix “F” to Report FCS20101 – 2021 Tax Supported Capital Budget Summary of Work-in-Progress (WIP) and other Internal Funding

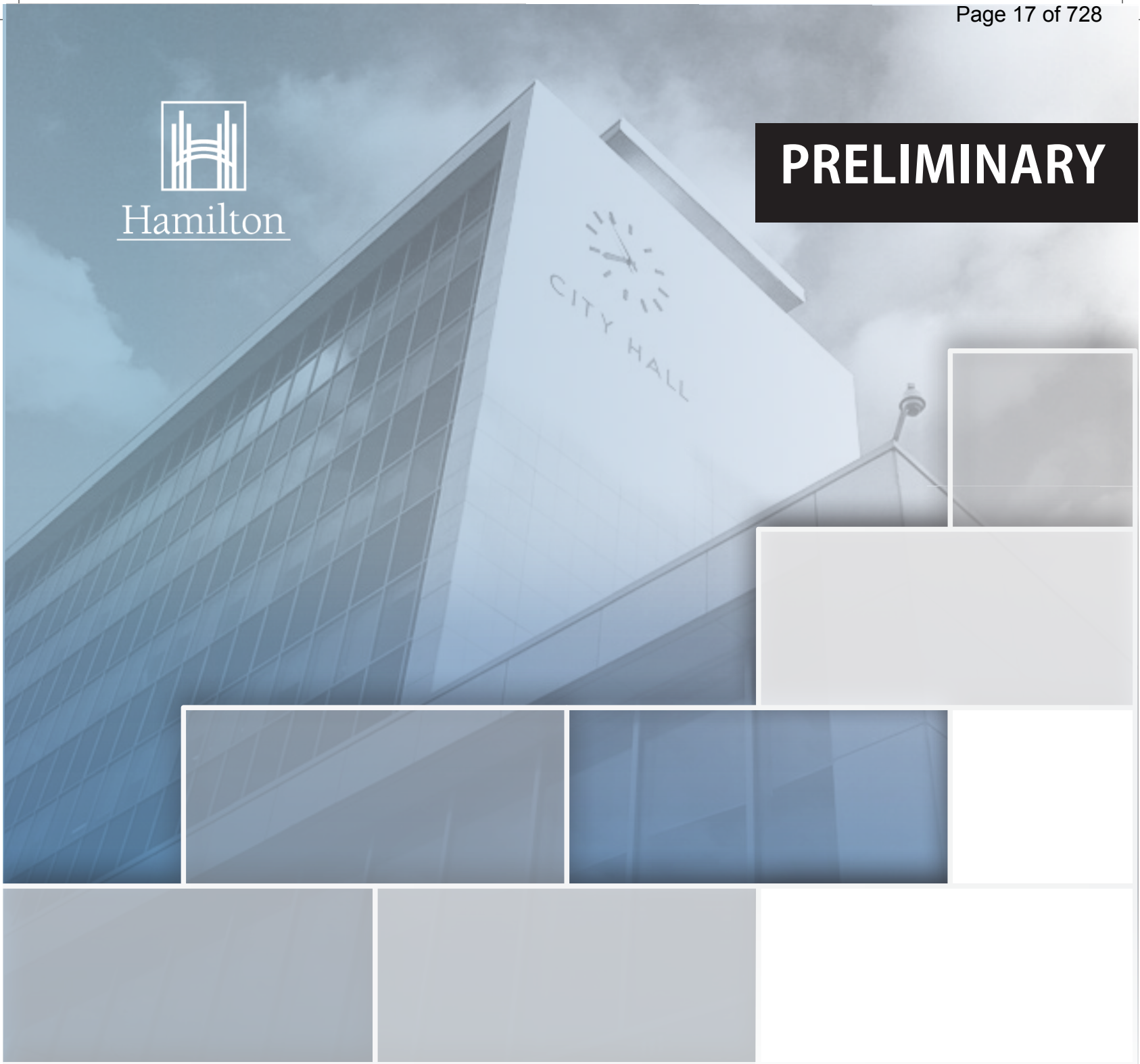
Appendix “G” to Report FCS20101 – City of Hamilton Debt Policy Ratios and Treasurer’s Updated 2020 Annual Repayment Limit

DR/TT/dt



Hamilton

PRELIMINARY



2021 TAX SUPPORTED CAPITAL BUDGET

2021 Tax Supported Capital Budget Report

Table of Contents

1.0	EXECUTIVE SUMMARY	3
2.0	ASSET MANAGEMENT	6
3.0	2021 TAX SUPPORTED CAPITAL BUDGET RECOMMENDATION – 0.40% PROPERTY TAX INCREASE.....	8
4.0	TAX SUPPORTED CAPITAL PROGRAM (2021 – 2030) OBJECTIVES.....	11
5.0	2021 TAX SUPPORTED CAPITAL BUDGET STRATEGIC INVESTMENTS	14
A.	Roads/Bridge/Traffic Infrastructure Rehabilitation Program:	14
B.	Works-In-Progress (WIP) Funding Review:.....	15
C.	10-Year Local Transit Strategy:.....	15
D.	Investing in Canada Infrastructure Program (ICIP):	17
E.	Housing Services:	20
F.	Climate Change:	24
G.	West-Harbour Waterfront Strategic Initiatives:	28
6.0	2021 TAX SUPPORTED CAPITAL LEVY	32
7.0	2021 TAX SUPPORTED CAPITAL BUDGET PRIORITIZATION PROCESS.....	34
8.0	2021 PROPOSED TAX SUPPORTED CAPITAL BUDGET	35
9.0	2021 – 2024 TAX SUPPORTED CAPITAL FORECAST ASSUMPTIONS / HIGHLIGHTS.....	36
10.0	2021 – 2030 TAX SUPPORTED CAPITAL FORECAST	39
11.0	TAX SUPPORTED DEBT AND DEBT FORECAST	42
12.0	AREA RATING SPECIAL CAPITAL RE-INVESTMENT RESERVES.....	46
13.0	2021 - 2030 GROWTH / ASSESSMENT CAPITAL	47
14.0	RESERVES / RESERVE FUND FINANCING	52
15.0	HAMILTON FUTURE FUNDS (HFF).....	54
16.0	CONCLUSION.....	55
17.0	2021 CAPITAL FINANCING FOR PROJECTS INCLUDED IN FINANCING PLAN.....	58
18.0	2021 CAPITAL FINANCING FOR PROJECTS PREVIOUSLY APPROVED.....	71
19.0	2021 CAPITAL FINANCING FOR PROJECTS NOT INCLUDED IN FINANCING PLAN.....	73

Table of Contents (cont'd)

20.0	2021 CAPITAL FINANCING SUMMARY OF OPERATING IMPACT OF CAPITAL PROJECTS.....	75
21.0	2021-2030 AFFORDABLE/UNAFFORDABLE CAPITAL FORECAST.....	87
22.0	2021-2030 CAPITAL PROJECTS BY WARD.....	91
23.0	2021-2030 PROJECT SUMMARIES & 2021 CAPITAL PROJECT DETAIL SHEETS BY DEPARTMENT.....	133
A.	City Manager.....	134
B.	Corporate Services.....	142
	i. Customer Service and POA.....	144
	ii. Finance.....	147
	iii. Information Technology (IT).....	151
C.	Council Initiatives.....	166
	i. Area Rating Special Capital Reinvestment.....	168
	ii. Council Strategic Projects.....	179
D.	Healthy And Safe Communities.....	183
	i. Hamilton Fire Department.....	185
	ii. Hamilton Paramedic Service.....	190
	iii. Housing Services.....	195
	iv. Long Term Care Homes.....	209
E.	Outside Boards & Agencies.....	214
	i. CityHousing Hamilton.....	216
	ii. H.C.A. & Westfield Heritage Village.....	219
	iii. Hamilton Beach Rescue (HBRU).....	223
	iv. Hamilton Public Library.....	226
	v. Police Services.....	230
F.	Planning & Economic Development.....	239
	i. Commercial District and Small Business.....	241
	ii. Economic Development.....	251
	iii. Growth Management.....	255
	iv. Parking Services.....	258
	v. Planning Services.....	268
	vi. Tourism & Culture.....	274
G.	Public Works Tax Funded.....	292
	i. Corporate Facilities.....	295
	ii. Energy Initiatives.....	313
	iii. Fleet Services.....	316
	iv. Forestry & Horticulture.....	321
	v. Long Term Care Facilities.....	328
	vi. O&M Parks and Cemeteries.....	338
	vii. Open Space Development.....	357
	viii. Recreation Facilities.....	392
	ix. Roads.....	417
	x. Transit Services.....	602
	xi. Waste Management.....	619
	xii. West Harbour & Waterfront Strategic Initiatives.....	635

1.0 EXECUTIVE SUMMARY

The City of Hamilton's 2021 Tax Supported Capital Budget and 10-year Tax Supported Capital Program supports the City's Strategic Plan and Financing Strategy. The proposed 2021 Tax-Supported Capital Projects/Priorities align with the following City objectives:

- Rehabilitation of existing assets
- Leveraging funding Programs from Senior Levels of Government for Transit, Culture/Recreation and Affordable Housing
- Targeted funding for growth to maximize assessment
- Resiliency and economic recovery during the COVID-19 pandemic

Report FCS20101 and supporting appendices focus on the City's 2021 Capital Budget and the following three years (2022 – 2024). The four-year Capital Priorities align with the priorities that support the community vision for the delivery of all City provided services. Through discussions with the City Manager, motions of Council and approval of various staff reports, previous Council direction where significant work was under way and matters critical to the successful operation of the administration, the following priorities were identified for the remainder of this Term of Council (2018-2022):

- Climate Change;
- Multi-Modal Transportation;
- Affordable Housing;
- Equity, Diversity and Inclusion;
- Integrated Growth and Development;
- Trust and Confidence in City Government;
- Fiscal Health and Financial Management; and,
- A Healthy, Respectful and Supportive Workplace.

Figure 1 highlights the total 2021 Tax Supported Capital Program supporting the City's Strategic Plan.

Figure 1

2021 Highlights	
Expenditures	
•	\$482.3M in gross capital spending including:
•	\$192.9M Transit Initiatives
•	\$78.5M Roads, Bridges, Traffic, Sidewalks Rehabilitation
•	\$43.7M Affordable Housing Initiatives
•	\$36.6M Corporate, Long-Term Care and Recreation Facilities Rehabilitation
•	\$33.4M Roads Growth
•	\$16.3M Open Space Development
•	\$13.3M Fire and Paramedic Services
•	\$11.5M Planning, Economic Development, Tourism and Culture
•	\$10.6M Central Fleet Vehicle and Equipment Replacement
•	\$9.0M West Harbour Strategic Initiatives
•	\$8.1M Information Technology
•	\$8.0M Development Charge Exemptions
•	\$6.5M Waste Management
•	\$6.4M Outside Boards and Agencies
•	\$4.3M Forestry and Horticulture
•	\$2.2M Parking Services
•	\$1.0M Other
Revenues	
•	\$482.3M in total revenues including:
•	\$155.9M Grants and Subsidies (\$140.2M for Transit)
•	\$86.8M Development Charges
•	\$86.7M Transfer from Operating (Contribution from Capital Levy)
•	\$58.2M Reserves Funding
•	\$36.5M Federal Gas Tax
•	\$29.1M External Debt
•	\$23.8M Works-In-Progress & Other Internal Funding Transfers
•	\$5.3M Hamilton Utilities Corporation / Alectra Dividends

Council previously approved several 2021 Capital Projects, including approvals through Reports FCS19080(a) (Investing in Canada Infrastructure Program – Community, Culture and Recreation Stream) and FCS20061 (Police Station 40 - Waterdown). The gross cost of the above noted previously approved 2021 Capital Projects totals \$10.1M and is in addition to the \$472.2M recommended for approval through FCS20101. Therefore, the total 2021 Capital Program referenced in this report is \$482.3M.

The City's Capital Levy needs to increase at least in proportion to the increase in debt servicing costs and development charges exemptions so that fiscal flexibility is available to deal with future capital initiatives.

In the S&P Global Ratings Research Update dated October 14, 2020, S&P affirmed that they expect the City to maintain its fiscal performance over the next two years. S&P expects that the City's stable fiscal performance together with its high liquidity and low

debt will allow the City to fund its capital projects without impairing its creditworthiness. Additionally, the rating agency expects the City of Hamilton to maintain its position as one of the most economically diversified cities in Canada over the next several years with growth in diverse industry and manufacturing sectors providing economic resilience for the City. S&P Global Ratings mention the City's strong management, strong fiscal performance, low debt and high liquidity as key rating strengths supporting its 'AA+' rating.

The rating agency expects that during the COVID-19 pandemic and recovery, the City of Hamilton's creditworthiness is supported by higher levels of government and prudent financial management. Hamilton's recovery is aided by our economic diversification. Fiscal performance is expected to be resilient due to pandemic-related restrictions and mitigation measures.

In order to maintain this debt rating and lower debt servicing fees, it is important that the City allocate sufficient Tax Levy dollars towards the Capital Budget. As a result, additional levy dollars have been incorporated into the 2021 Tax Supported Capital Budget to support increases in debt servicing costs related to the municipal share of the ICIP – Transit stream and the increased requirement for development charge exemptions funding. Significant debt issuance over the next few years to support transit and affordable housing investments would constrain the City's capital flexibility to address state-of-good repair requirements. The City of Hamilton, in its 10-year Capital forecast, has included several significant capital investments requiring debt financing. If the annual Capital Levy increase does not reflect this growing funding requirement then the amount of discretionary Capital funding available to address the existing infrastructure deficit will decrease.

In consideration of the 0.4% Capital Levy increase required to fund additional debt servicing and DC exemption costs, it is recommended that the usual 0.5% Capital Levy increase for discretionary state-of-good-repair funding be deferred in 2021 to balance infrastructure needs and affordability. A 0.5% levy increase would amount to approximately \$4.5M in additional capital investment in 2021. The 2021 Capital Budget supports the deferral of this investment through additional contribution from the Federal Gas Tax Reserve, which has excess funding remaining from the one-time payment transfer in 2019.

In addition, the 2021 Capital Financing Plan was updated with new assumptions around the cost to borrow given recent changes in the investment market, cash flow assumptions required for debt servicing upcoming transit and affordable housing projects and leveraging of existing capacity from reserves to provide additional financing of \$12.3M in comparison to the previous Financing Plan.

There have been further announcements from senior levels of government regarding additional capital financing available in 2021. On October 28, 2020, the Ontario Government announced the COVID-19 Resilience Infrastructure Stream under the Investing in Canada Infrastructure Program in partnership with the federal government.

The City of Hamilton's allocation under this agreement is \$7.4M for additional 2021 capital infrastructure that has not been reflected in the 2021 Capital Budget due to timing of approvals in the intake process. There will be additional money available from the Ministry of Long-Term Care in support of this initiative as well. Given the additional capacity in capital financing through updates to the Financing Plan, as well as additional funding from senior levels of government to address municipal infrastructure, it is recommended to forgo the 0.5% Capital Levy increase in 2021 to manage tax affordability.

Over the years the focus of past Tax Capital Budgets has been on the rehabilitation of the City's existing asset base. As illustrated in Table 1, the 2021 Tax Supported Capital Budget has allocated approximately 83% (\$393.4M) of funding towards the rehabilitation of existing assets, consistent with prior year's budget. The new asset amounts were calculated using the Development Charges (DC) funding from the financing plan and the budgeted DC exemption amount. The 2021 Capital Plan's state-of-good-repair funding amount is short of a sustainable asset rehabilitation plan based on best practices in lifecycle replacement, as the annual infrastructure deficit across all tax supported capital programs is estimated at \$195M.

Table 1
State of Good Repair Capital Funding

(\$000s)	2019		2020		2021	
	Gross Restated	Spending %	Gross Restated	Spending %	Gross Restated	Spending %
State of Good Repair	176,308	78%	332,558	83%	393,441	83%
New Assets (DCs + exemption funding)	50,812	22%	67,116	17%	78,761	17%
TOTAL CAPITAL PROJECTS	227,120	100%	399,674	100%	472,202	100%

The City of Hamilton delivers public services that are critical to its citizens and these services rely on well-planned and well-maintained infrastructure. There is increased pressure on the ability of the City to ensure the long-term sustainability of its infrastructure. This is the case in all Ontario municipalities, and while many municipalities have asset management plans, significant differences exist, thus the province introduced an asset management regulation in December 2017.

2.0 ASSET MANAGEMENT

Provincial Asset management regulations under Bill 6, *Infrastructure for Jobs and Prosperity Act, 2015*, were adopted in January 2018. On June 26, 2019, City Council adopted a Strategic Asset Management Policy (AMP) (Report PW19053). Currently, the Strategic AMP applies to core infrastructure assets only, which includes assets in water treatment and distribution, wastewater collection and treatment, stormwater management, roads, bridges and culverts. At a later date, the Policy will be updated to

include all infrastructure assets such as facilities and fleet before the legislative deadline of July 1, 2023.

Future key legislative deadlines for all Ontario municipalities related to Asset Management are:

1. July 1, 2021 – Develop enhanced AMPs that include the cost to maintain current service levels covering core infrastructure assets.
2. July 1, 2023 – Expand enhanced AMPs that include the cost to maintain current service levels covering all infrastructure assets.
3. July 1, 2024 – Expand AMPs to provide further details on all infrastructure assets, include proposed service levels and the revenue and expenditure plan to achieve the proposed service levels (if greater than current service levels).

The province, in the future, will require any municipality seeking provincial capital funding to prepare a detailed AMP and show how its proposed project fits within the plan.

It is reasonable to assume the ability to demonstrate the benefit of a project to the community through quantifiable metrics tied to legislative-based levels of service and costs will be a component of future provincial funding requests.

Beyond compliance there are further benefits to the establishment of an Asset Management Policy and enhancement of the AMP for the City of Hamilton. Enhancements will provide opportunity to gain perspective on the current service levels being rendered to the community and identify the infrastructure needs to maintain current service levels or achieve proposed service levels. A sound policy along with an updated and robust AMP provides council and staff new tools and information to make better AM decisions, by offering:

- A clear depiction of ‘what a dollar buys’, especially related to present state of good repair, growth-related infrastructure or service improvements;
- A clear picture of projects that may be deferred due to a capital decision;
- A means towards major failure prevention, rather than reactive projects; and,
- A shift towards rehabilitation and preventive maintenance, to help assets reach or exceed the expected asset life, rather than focusing on reconstruction.

Based on an approved Policy, the updated AMP will allow staff to continue with asset management initiatives, including updates to asset condition information, infrastructure lifecycle analysis, levels of service assessments, financial forecasting, and costs to achieve proposed target levels of service.

3.0 2021 TAX SUPPORTED CAPITAL BUDGET RECOMMENDATION – 0.40% PROPERTY TAX INCREASE

- 0.18% Property Tax Increase to fund City share of Transit expansion.
- 0.22% Property Tax Increase to fund DC Exemption Program.

The 2021 City of Hamilton Tax Supported Capital Budget presented within this report incorporates a 0.40% Property Tax increase which equates to \$3.7M increase for the Capital Levy (\$13 annual property tax increase per average value residential property assessed at \$380,300).

1. An additional 0.18% Property Tax Increase (\$1.7M or \$6 annual property tax increase) to fund the debt charges associated with the City's share of the Investing in Canada Infrastructure Program (ICIP) – Transit Stream Capital Investments. The total cost of the ICIP – Transit Stream submissions for 2021 was \$191.2M with the City's share amounting to \$19.1M (debt repayment impact of \$1.654M).
2. An additional 0.22% Property Tax Increase (\$2.0M or \$7 annual property tax increase) to fund the increase in the recovery of exemptions of tax services provided through the City's Development Charge exemption programs.

Four-year Capital Financing Strategy

Table 2 illustrates a four-year snapshot of the City Capital Financing Plan. This Plan will forgo the 0.5% annual increase to the Capital Levy dedicated towards the rehab of existing assets in 2021 – recommencing in 2022 through 2030 in the remaining ten-year forecast. The approximate \$4.5M in additional investment from a 0.5% levy increase, is replaced by additional leveraging of the Federal Gas Tax Reserve. Additionally, the 2021 Financing Plan supports \$12.4M of capital investment not included in the previous Financing Plan through updating debt servicing assumptions and leveraging of reserves. Additional Capital Levy increases are required in 2021 through 2024 for Transit, West Harbour Development and DC Exemptions to ensure that funding capacity for the rehabilitation of existing assets is sustained.

Table 2
Tax Supported Four-Year Capital Financing Plan

	2021	2022	2023	2024
Capital Levy Increase dedicated to rehab of existing Assets	0.00%	0.50%	0.50%	0.50%
<i>Additional Capital Levy Impact:</i>				
Capital Levy Increase for ICIP - Transit Stream (City Share - debt)	0.18%	0.09%	0.01%	0.01%
Capital Levy Increase for West Harbour MP increase (debt)	0.00%	0.04%	0.07%	0.19%
Capital Levy Increase for DC Exemption Funding increase	0.22%	0.00%	0.00%	0.00%
Total Levy Impact	0.40%	0.63%	0.58%	0.70%

The City's Capital Budget is an important tool in achieving Council's Strategic Plan Priorities and is integral to the City's long-term sustainability. It is an essential component of municipal financial planning. The key objective is to develop a capital investment plan that strikes a strategic balance among the following needs:

- maintaining existing infrastructure and facilities in an appropriate state of repair;
- advancing Council and community priorities within the City's long-term financial capacity; and,
- maximizing the City's growth potential by investing in infrastructure and facilities, which will ensure the City's financial stability as well as meeting its social responsibilities.

Hamilton's resurgence as one of Canada's economic drivers is well documented. In keeping pace with this revival, the City in the last few years has approved in part or in total several significant Strategic Capital Investments, which include the following:

1. Pan Am Stadium (Tim Horton's Field) – City Share (\$52M)
2. Stadium Precinct Infrastructure (\$45M)
3. 10-year Transit Strategy – Gross Cost (\$589M)
4. POA Office (\$36M)
5. Police Investigative Services Division/ Forensic Facility (\$24M)
6. West Harbour Development (\$162M)
7. Parkland Purchases and Development
8. Airport Employment Growth District (\$15M)
9. National Housing Strategy (\$170M)
10. Waterdown Police and Fire Facility (\$17M)

Previous City Capital Reports have highlighted the fact that the City's \$3.7 billion accumulated infrastructure deficit backlog (\$195M annually) cannot be repaired relying solely on the City's 10-year Capital Levy Funding Strategy. This Strategy includes increasing the Capital Levy annually by 0.5% and debt funding significant priority capital projects so that these projects do not crowd out the capacity to fund the City's existing

asset rehabilitation program. Funding partnerships with senior levels of government will be required to assist in tackling the infrastructure deficit.

The rising costs of rehabilitation of existing assets coupled with chronic underfunding, affects all municipalities in Canada. Investing effectively in Hamilton's priority growth areas and directing limited resources towards asset rehabilitation is the goal of the City's Capital Program.

The City of Hamilton's 10-year Tax Supported Capital Program (2021 -2030) focuses on the following strategic objectives;

1. Targeting capital investments in rehabilitation programs including traffic, bridges and roads, transit, social housing, corporate and recreation facilities and long-term care assets.
2. Investment in strategic growth capital projects such as the West Harbour and Waterfront Strategic Initiatives, Downtown Revitalization, and Transportation Corridors.
3. Continuing Council's long-term Capital Funding Plan with dedicated property tax increases exclusively for the state-of-good-repair at an annual rate of 0.5% of the net tax levy (\$4.5M). It is recommended to defer the 0.5% in 2021 in consideration of the increased funding available to address infrastructure renewal and replacement through reduced cost of borrowing requirements, additional leveraging from reserves and additional funding available from senior levels of government for municipal infrastructure.
4. Amending the long-term capital Financing Plan to account for municipal investments required for infrastructure funding programs from senior levels of government and for incremental debt requirements in strategic capital programs. The 2021 Capital Budget incorporates an additional 0.40% total levy increase to the Capital Levy. The additional 0.40% supports the debt financing of the municipal contribution required for the City's share of the ICIP - Transit Program (0.18%) and DC exemption funding (0.22%).
5. Keeping the total debt burden for the City of Hamilton at levels that will not impact the City of Hamilton in terms of a negative fiscal downgrade by credit rating agencies thereby increasing borrowing costs.
6. Maximizing the effectiveness and efficiency of the Capital program through the following measures:
 - In 2015, Council approved changes to the City's Capital Project Monitoring Policy. Previously staff reported on the status of the Capital Work-in-Progress projects to their respective Standing Committees. The amended Policy has staff submit the status of the Capital Work-in-Progress projects to the Capital Projects Works-in-

Progress Sub-Committee. This Committee's goal is to improve the efficiency of the Capital Program by freeing up previously budgeted funding from capital projects either delayed or no longer required.

- Council approved re-appropriations.
- 3-year Capital Closing Project Policies.

4.0 TAX SUPPORTED CAPITAL PROGRAM (2021 – 2030) OBJECTIVES

1. Targeting capital investments in rehabilitation programs including roads, transit, social housing, corporate and recreation facilities, long-term care assets and cultural assets.

The amount of capital funds available based on the current financing plan for rehabilitation is lower than what is needed to keep the City's assets in a sustainable condition. The annual infrastructure deficit for the City is approximately \$195M with a cumulative infrastructure deficit approaching \$3.7B.

Variables influencing this issue include:

- Reductions in industrial/commercial assessment base which has led to a flattening in property tax revenue growth;
- The City's Capital Levy as a percentage of the total Levy (13.2%) is below comparator municipalities (15% - 20%);
- Reduced road and facilities infrastructure subsidies from senior levels of government; and,
- Downloading of operating costs leaving the City little flexibility in terms of property tax increases exclusively for Capital.

2. Investment in strategic growth capital projects such as the West Harbour and Waterfront Strategic Initiatives, Transit, Downtown Revitalization, Parkland acquisition and Airport Employment Growth.

By directing the bulk of available resources towards asset rehabilitation, the City must strategically allocate the balance of funding, including debt capacity, towards those growth projects which leverage assessment growth and other City-building qualities.

3. Keeping the total debt burden for the City of Hamilton at levels which will not impact the City of Hamilton in terms of a negative fiscal downgrade by credit rating agencies thereby increasing borrowing costs.

In the proposed 2021-2030 10-year financing plan, tax supported budgeted external debt levels peak in 2024 at \$594M, as illustrated in Table 18. Total City debt after adding in Rate Supported debt peaks at \$1.40B in 2028 (Figure 9). This number is inclusive of Development Charge supported debt. Credit rating agencies focus on

total City debt levels. Staff will continue to monitor the City's external debt within the goals and requirements set out in the City's Debt Policy.

The proposed 2021 Tax Supported Capital Budget funds \$472.2M in Capital Projects as recommended for approval through Report FCS20101. This investment in municipal infrastructure supports the community vision for the delivery of all City provided services outlined by the 2016-2025 Strategic Plan.

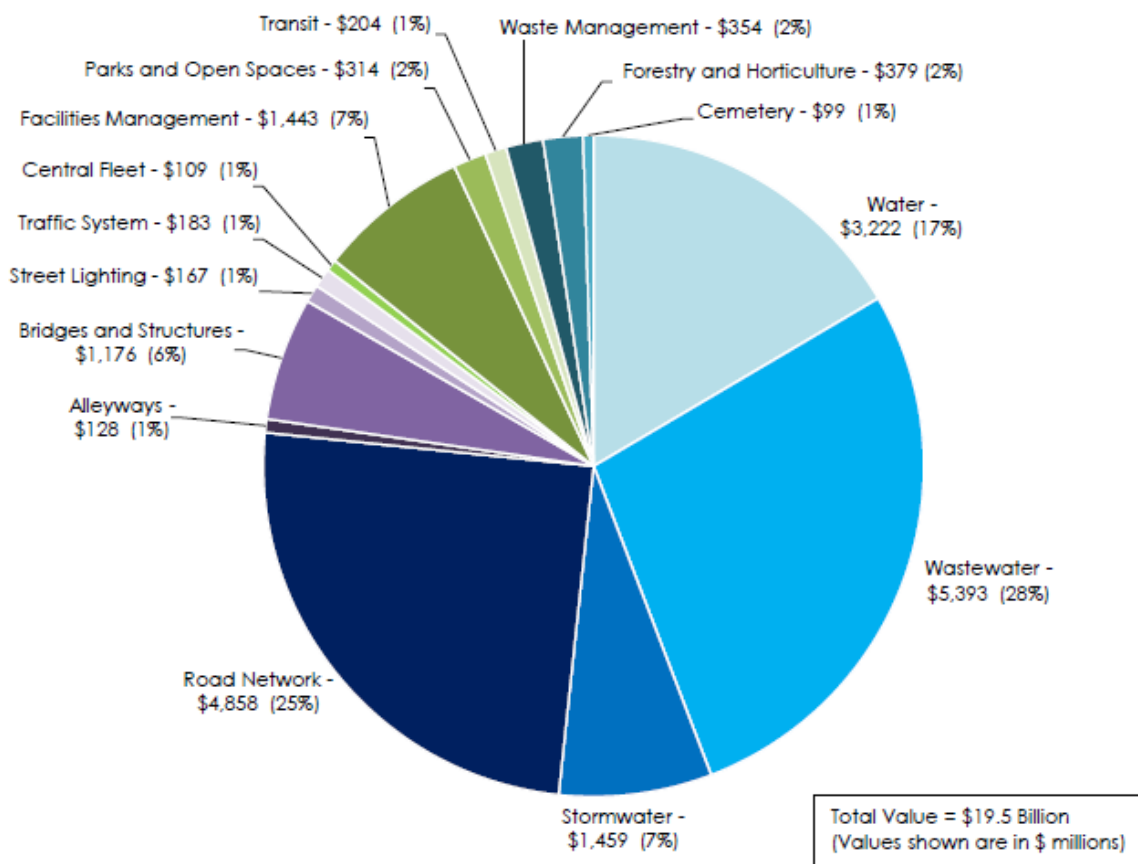
The Province of Ontario passed Bill 6, *Infrastructure for Jobs and Prosperity Act* on June 4, 2015. The purpose of the Act is to aid municipalities in identifying and prioritizing infrastructure investment. To that end, the Ministry of Infrastructure has developed the *Municipal Infrastructure Strategy*, which intends to aid municipalities in strengthening asset management practices across the Province. Within the Strategy is a requirement that municipalities seeking provincial capital funding will now be required to submit a detailed Asset Management Plan (AMP) for consideration within the legislative deadlines:

1. July 1, 2021 – Develop enhanced AMPs that include the cost to maintain current service levels covering core infrastructure assets;
2. July 1, 2023 – Expand enhanced AMPs that include the cost to maintain current service levels covering all infrastructure assets; and,
3. July 1, 2024 – Expand AMPs to provide further details on all infrastructure assets, include proposed service levels and the revenue and expenditure plan to achieve the proposed service levels (if greater than current service levels).

With the current economic climate and fiscal pressures that challenge the Province's ability to support infrastructure investment, through Bill 6, the Province has made clear that future funding commitments to municipalities will be based on focused investments that address critical infrastructure needs. Additional fiscal pressures in response to the COVID-19 pandemic will further impact the infrastructure funding available from senior levels of government, as well as impact legislative deadlines for the submission of detailed Asset Management Plans.

Tax Supported Capital Budget Background

The current estimated replacement value of infrastructure managed by the City's Public Works Department is \$19.5B. Water, wastewater and stormwater comprise of 52% of the value of these assets, which is principally funded from the Rate Supported Budget. The other 48% are tax supported infrastructure and is principally made up of roads, bridges and structures, transit, recreation facilities, emergency vehicles and corporate fleet and parks and open space. The repair and replacement costs of the latter assets are funded from the Tax Supported Capital Budget. A detailed breakdown of the City's \$19.5B infrastructure assets is presented in Figure 2.

Figure 2

During the past five years the City of Hamilton has accomplished the following Tax Supported Capital Budget objectives:

1. Identified in all program areas the depth of the infrastructure deficit and required funding to achieve existing infrastructure sustainability;
2. Created a much more comprehensive process to determine program area priorities. The process includes consultation through one on one staff and ward councillor information sessions regarding roads and park development infrastructure. Establishment of an Asset Management Policy, which will provide an opportunity to gain perspective on the current service levels being rendered to the community and identify the infrastructure needs to maintain current service levels or achieve proposed service levels.
3. Aligned the City's Capital Budgets with its Strategic Plan and Business Plans. This includes a multi-year Capital Budgeting Model which is an essential tool for the City's long-term financial sustainability. The City has been able to meet its Capital obligations through prudent debt financing strategies in addition to an upgrading of its

credit rating to AA+ (stable outlook) from AA (positive outlook) in June 2017. The upgraded rating was reaffirmed on October 14, 2020.

4. Balancing available financing between infrastructure that supports sustainable services and growth infrastructure. One important tool for achieving this is the Development Staging program, which directs the City's funding for growth to areas that will maximize future City revenues.

The four above-mentioned objectives form the core of the City of Hamilton's 2021 Tax Supported Capital Budget and 2022 - 2030 Capital Forecast. The 2021 Tax Supported Capital Budget represents an effort to address investments necessary to support existing infrastructure, as well as the need to support municipal investment readiness and economic development and capacity, while maintaining tax competitiveness.

5.0 2021 TAX SUPPORTED CAPITAL BUDGET STRATEGIC INVESTMENTS

A. Roads/Bridge/Traffic Infrastructure Rehabilitation Program:

One of the most significant infrastructure deficits for the City resides in the roads/bridges/traffic program. The road network value is approximately \$5.0B with a rehabilitation and infrastructure deficit of approximately \$1.65B. The sustainable annual investment amount for roads, bridges and traffic capital improvements is approximately \$150.0M. In 2021, the City is investing approximately \$78.5M gross on roads rehabilitation (\$111.9M in total with \$33.4M related to growth), while the net City investment into this program is \$62.8M as illustrated in Table 3 and 4.

Table 3 shows the four-year Capital forecast for the Roads/Bridges/Traffic Infrastructure Rehabilitation Program. The net City investment for the four programs (roads/bridges/O&M/Development) fluctuates based on where the rehabilitation priority is the greatest.

Table 3
Investment in Roads/Traffic/Bridges

\$(000's)	2020		2021		2022		2023		2024	
	Gross	Net	Gross	Net	Gross	Net	Gross	Net	Gross	Net
Roads	42,240	24,570	39,743	23,210	30,760	25,284	33,322	28,771	45,065	33,091
Bridges and Structures	14,020	13,620	15,594	15,594	15,637	15,637	14,464	14,464	14,010	14,010
O & M/Studies/Traffic Engineering	21,650	17,230	23,180	19,740	21,410	19,100	21,440	18,690	21,920	18,070
Total Non Growth	77,910	55,420	78,517	58,544	67,807	60,021	69,226	61,925	80,995	65,171
Development/Growth Related Program	22,990	3,769	33,390	4,220	33,500	3,121	28,920	4,800	18,850	6,932
Total Roads	100,900	59,189	111,907	62,764	101,307	63,142	98,146	66,725	99,845	72,103

Table 4 provides increased detail regarding where Roads/Traffic/Bridges dollars are forecast to be expended. The Replacement Program represents complete reconstruction of the roadway while the Urban and Local Road Programs are generally resurfacing only.

Table 4
Investment in Roads/Traffic/Bridges

\$(000's)	2021		2022		2023		2024	
	GROSS	NET	GROSS	NET	GROSS	NET	GROSS	NET
Growth Related	33,390	4,220	33,500	3,121	28,920	4,800	18,850	6,932
Replacement Program / State of Good Repair	9,200	6,240	11,900	9,794	14,280	10,049	21,610	9,866
Urban Rehabilitation / State of Good Repair	14,093	6,680	7,880	7,880	14,192	13,872	11,155	11,155
Local Road Program / State of Good Repair	1,150	950	5,290	2,910	150	150	6,600	6,370
Rural Rehabilitation / State of Good Repair	6,630	6,070	2,000	2,000	2,000	2,000	3,000	3,000
Bridges and Structures	15,594	15,594	15,637	15,637	14,464	14,464	14,010	14,010
Operations and Maintenance	4,240	3,760	3,700	3,650	3,700	3,650	4,200	4,150
Technical Studies and Reporting	3,110	3,110	3,030	3,030	3,390	3,390	1,950	1,950
Traffic Operations and Engineering	10,260	7,300	8,760	6,500	8,430	5,730	9,850	6,050
Streetlighting			350	350	350	350	350	350
Engineering Services Staffing Cost	5,570	5,570	5,570	5,570	5,570	5,570	5,570	5,570
Council Priority Projects	8,670	3,270	3,690	2,700	2,700	2,700	2,700	2,700
TOTAL CAPITAL RELATED EXPENDITURE	111,907	62,764	101,307	63,142	98,146	66,725	99,845	72,103

B. Works-In-Progress (WIP) Funding Review:

The City has, over the years, progressively managed the number of previously approved but not yet completed Capital projects (Works in Progress – WIP). Over the last three years, the WIP completion rate for the Tax Supported WIP's has stabilized around 78%. For the 2021 Tax Supported Capital Budget, staff reviewed all WIPs and other internal revenues to identify funds that can be used to reduce the levy requirement in 2021; this review yielded \$22.5M being reallocated towards the funding used in 2021 for strategic priorities as illustrated in Table 5.

Table 5
2021 Reallocation of Work-in-progress (WIP) and Other Internal Funding by Program

	Amount (000's)
Roads	\$ 13,023
Corporate Facilities	4,102
Recreation Facilities	2,806
Waste	1,047
Entertainment Facilities	1,000
Open space	154
Forestry and Horticulture	150
Planning & Economic Development	116
Corporate Services	100
Total 2021 WIP & Other Internal Funding	\$ 22,498

C. 10-Year Local Transit Strategy:

The proposed 10-Year Capital Transit Plan, 2021-2030 proposes \$473.3M in gross strategic capital investments, refer to Table 6. Within these investments are included a portion of a \$511M over 7-Year Council approved Public Transit Stream Project, Report PW19083/ FCS018048(a), in partnership with the Investing in Canada Infrastructure Program (ICIP) federal infrastructure program.

Capital investments in the Public Transit Stream Project, will support the BLAST Rapid Transit Network and a new bus maintenance and storage facility. In addition, the basic Transit capital program has been set up to provide the following;

- Create sustainable reserves to maintain a 12-year life cycle for all buses;
- Provide on street infrastructure such as shelters and landing pads; and,
- Provide the technology required to monitor the service and deliver customer information.

Currently, the Hamilton Street Railway (HSR) operates a fleet comprised of 267 buses. This fleet is scheduled to grow by 85 buses by 2025. Due to current capacity issues, a new bus storage facility is required. The identified funding sources to support the proposed 10-Year Capital Transit Plan, 2021-2030 include ICIP, new debt, Internal Reserves, Development Charges and Federal Gas Tax.

The Investing in Canada Infrastructure Program is the centrepiece of Infrastructure Canada's funding initiatives supporting the broader Investing in Canada Plan. Through the agreements signed between Infrastructure Canada and the provinces and territories, the federal government is providing \$33.1B in funding for public transit, green, community, culture and recreational, rural and northern and COVID-19 resilience infrastructure projects throughout Canada. The Province of Ontario has approved and submitted the City of Hamilton's Transit projects for federal approval. Once the submission has been approved, year 5 (2020) of the Transit Strategy can commence.

Public Transit Stream (ICIP)

The Government of Canada, in conjunction with The Government of Ontario, has entered into a cost sharing infrastructure funding program, Investing in Canada Infrastructure Program (ICIP). The Ontario funding is to be allocated based on transit ridership.

To be considered for funding, a project must be aligned with at least one of the following transit improvement outcomes:

1. Improved capacity of public transit infrastructure
2. Improved quality and/or safety of existing or future transit systems
3. Improved access to a public transit system

On July 22, 2019, the City of Hamilton was advised the application process for funding under the Public Transit Stream of ICIP was open for municipalities inside the Greater Toronto and Hamilton area. City of Hamilton's ICIP Public Transit Stream submission

includes projects with total gross project costs of \$511M, refer to Table 6, \$31M of which relates to Birch Avenue bridge (Roads project). The City's share in the amount of \$136.3M of the multi-year strategy for Public Transit Stream Project's capital requirements is being financed through tax and development charge supported new debt and reserve funding. It is estimated that the new debt will amount to \$18.6M in 2020, \$19.1M in 2021, \$9.5M in 2022 and \$1.2M in 2023-2024.

In order to accommodate the debt charges associated with this financing strategy, Council approved through Report PW19083/ FCS018048(a), additional levy increases of 0.21% in 2020, 0.18% in 2021, 0.09% in 2022 and 0.01% in both years 2023 and 2024.

Table 6
Transit Projects

(\$000's)	Pre 2021		2021		2022-2030		Total 10 Year	
	Gross	Net	Gross	Net	Gross	Net		
Terminal and End of Line Rehabilitation	150	150	150	150	675	675	825	825
Bus Stop Shelter Rehabilitation	125	125	125	125	1,125	1,125	1,250	1,250
Renaming the MacNab Terminal	37	37			-	-	-	-
Transit Shelter Expansion Program	150	-	150	-	1,350	-	1,500	-
Rapid Ready & Ten Year Local Transit Strategy Implementation	600	500	-	-	100	-	100	-
ATS - Vehicle Replacement Program	1,400	-	-	-	-	-	-	-
Nonrevenue Vehicle Replace Program	162	-	69	-	1,094	-	1,163	-
HSR Bus Replacement Program			31,524	-	171,623	14,800	203,147	14,800
PRESTO Equipment Replacement	-	-	-	-	4,825	4,825	4,825	4,825
Non ICIP projects	\$ 2,624	\$ 812	\$ 32,018	\$ 275	\$ 180,792	\$ 21,425	\$ 212,810	\$ 21,700
Public Transit Stream Project (ICIP):								
PRESTO Equipment Replacement	5,000	1,333	-	-	-	-	-	-
Transit Maintenance and Storage Facility (Cash Flow Project)	142,000	17,256	140,000	16,876			140,000	16,876
HSR Expansion Buses - Modal Split	6,400	-	7,344	-	30,875	-	38,219	-
HSR Bus Replacement Program	13,528	-	-	-	-	-	-	-
HSR Bus Expansion Program - 10 Year Plan	14,380	5,190	4,080	-	20,635	-	24,715	-
Active Transportation Connections	900	-	1,200	-	7,900	-	9,100	-
Birch Avenue Bridge/Road Works	-	-	-	-	31,000	8,267	31,000	8,267
HSR Bus Replacement Program	-	-	-	-	-	-	-	-
Real-Time Operations Management	-	-	2,250	600	2,750	735	5,000	1,335
Real-Time Information Infrastructure	-	-	2,000	533	-	-	2,000	533
A-Line Priority Bus Corridor	-	-	2,000	533	6,500	1,733	8,500	2,266
Ranger Equipment Replacement	-	-	2,000	533	-	-	2,000	533
ICIP projects	\$ 182,208	\$ 23,779	\$ 160,874	\$ 19,075	\$ 99,660	\$ 10,735	\$ 260,534	\$ 29,810
Grand Total	\$ 184,832	\$ 24,591	\$ 192,892	\$ 19,350	\$ 280,452	\$ 32,160	\$ 473,344	\$ 51,510

D. Investing in Canada Infrastructure Program (ICIP):

On March 14, 2018, the Federal Government of Canada and Government of Ontario announced the signing of a bilateral agreement that will provide more than \$11.8B in federal funding to Ontario dedicated to infrastructure projects over the next decade through the Investing in Canada Plan.

One key element of the plan is over \$33B in infrastructure funding to be delivered through bilateral agreements between the Federal government and each of the

provinces and territories. Provinces will have to cost-share on municipal projects at a minimum of 33.33% of eligible costs. Municipalities will be required to contribute at least 26.67% of total project costs. The funding is broken down into the following streams:

- \$20.1B for public transit – Ontario’s allocation is \$8.3B (41%)
- \$9.2B for green infrastructure – Ontario to receive \$2.8B (30%)
- \$1.3B for community, culture and recreation infrastructure – Ontario to get \$407M (31%)
- \$2.4B for rural and northern communities – Ontario to receive \$250M (10%)
- \$3.0B for COVID-19 resilience

City of Hamilton ICIP Transit Program

The ICIP Program provides the City of Hamilton the opportunity to move forward with critical Transit infrastructure priorities. In accordance with the ICIP cost sharing structure, the City will be able to leverage nearly \$375M in senior government grants with City funding of approximately \$136.3M on capital projects totalling \$511M to improve the quality, safety, access and capacity of the integrated public transit system over the next seven years. Refer Table 7 for detail regarding the City’s 10-year ICIP Transit project program.

Report PW19083/FCS18048(a) approved by Council October 9, 2019 allows the General Manager, Finance and Corporate Services, to negotiate the terms and issuance of a debenture(s) up to \$83.6M over several years to Investing in Canada Infrastructure Program, Public Transit Stream capital projects as attached in Appendix “A” to Report PW19083/FCS18048(a) which includes \$48.4M in Tax Supported municipal debt and \$35.2M in Tax Supported Development Charges municipal debt. The tax supported debt servicing costs or debt charges estimated at \$4.8M will be reflected in the tax capital levy in the appropriate fiscal year. The development charges debt charges will be also be budgeted in the appropriate fiscal year with the offsetting recovery from DC reserves.

Table 7
Transit Projects Submitted for ICIP

(\$000's)	Pre 2021		2021		2022-2030		Total 10 Year	
	Gross	Net	Gross	Net	Gross	Net		
Public Transit Stream Project (ICIP):								
PRESTO Equipment Replacement	5,000	1,333	-	-	-	-	-	-
Transit Maintenance and Storage Facility (Cash Flow Project)	142,000	17,256	140,000	16,876	-	-	140,000	16,876
HSR Expansion Buses - Modal Split	6,400	-	7,344	-	30,875	-	38,219	-
HSR Bus Replacement Program	13,528	-	-	-	-	-	-	-
HSR Bus Expansion Program - 10 Year	14,380	5,190	4,080	-	20,635	-	24,715	-
Active Transportation Connections	900	-	1,200	-	7,900	-	9,100	-
Birch Avenue Bridge/Road Works	-	-	-	-	31,000	8,267	31,000	8,267
HSR Bus Replacement Program	-	-	-	-	-	-	-	-
Real-Time Operations Management	-	-	2,250	600	2,750	735	5,000	1,335
Real-Time Information Infrastructure	-	-	2,000	533	-	-	2,000	533
A-Line Priority Bus Corridor	-	-	2,000	533	6,500	1,733	8,500	2,266
Ranger Equipment Replacement	-	-	2,000	533	-	-	2,000	533
Total ICIP projects	\$ 182,208	\$ 23,779	\$ 160,874	\$ 19,075	\$ 99,660	\$ 10,735	\$ 260,534	\$ 29,810

City of Hamilton ICIP Community, Culture and Recreation Capital Submission:

On September 3, 2019, the Province announced that it was now accepting funding applications for projects under the Investing in Canada Infrastructure Program's (ICIP) Community, Culture and Recreation (CCR) stream. The funding will go towards investing in community, culture and recreational projects that will help deliver vital services for communities, foster greater social inclusion and improve the quality of life for residents across the province.

The CCR intake is a competitive process with funding approval not guaranteed. Priority will be given to projects that are community-oriented, non-commercial and open to the public. Projects must be substantially completed prior to March 31, 2027. Applications and all supporting documentation were to be submitted by the November 12, 2019 deadline. The Province was to notify applicants if their project has been selected for nomination to the federal government for review and approval in winter 2020 (estimated). Applicants were to be notified of the federal funding decision in spring/summer 2020 (estimated).

The City submitted 43 projects requesting CCR funding of \$233.3M with a total project cost of \$318.2M (refer to Confidential Report FCS19080 for details of the City's submission). Once the approved projects, have received federal approval through the submission process, the City can initiate the projects.

Investing in Canada Infrastructure Program Update:

The Ontario government announced on October 28, 2020 that it will be providing up to \$1.05B in combined federal-provincial funding (80%/20%) to support investments in COVID-19 infrastructure relating to the announcement made by the federal government in early August that set aside \$3.0B in federal funding for COVID-19 Resilience infrastructure requirements.

The \$1.05B COVID-19 Resilience infrastructure stream will deliver:

- Up to \$700M for education-related projects to be nominated and administered by the Ministry of Education;
- An allocation-based program that will deliver \$250M to municipalities to address critical local infrastructure needs, including \$6.5M that will be directed toward Indigenous and on-reserve education, through the Ministry of Infrastructure in collaboration with the ministries of Education and Indigenous Affairs; and,
- Up to \$100M for long-term care projects to be identified and administered by the Ministry of Long-Term Care.

The City of Hamilton's allocation under the allocation-based program is \$7.4M. Staff are currently reviewing eligibility requirements for both the allocation-based program administered by the Ministry of Infrastructure and the long-term care program administered by the Ministry of Long-Term Care and will bring information forward to Council in late 2020.

E. Housing Services:

On December 13, 2013, Hamilton City Council approved the City's 10-year Housing and Homelessness Action Plan ("Action Plan"). The Action Plan is a solution-focused, person-centred plan that guides decision making on how Hamilton addresses affordable housing and homelessness. The Action Plan includes five broad outcome areas (supply, affordability, supports, quality, equity). There are 16 targets supported by 54 specific strategies. Many of these strategies are being implemented although, in some cases, achieving the established targets and outcomes will require additional funding. Environmental factors have changed since Council approved the Action Plan in 2013. In the past, Hamilton experienced lower rents than neighbouring communities in the Greater Toronto-Hamilton Area. However, there are trends developing in Hamilton's rental market that show affordability is eroding at a rapid pace. In 2019, the average rent in Hamilton was \$1,133¹ per month, up 5.3% 2018. This pace that far exceeds the rate of inflation. Based on 2016 Census Program data, 45% of rental households in Hamilton are paying more than 30% of income on rent.² It is becoming increasingly

¹ Canada Mortgage and Housing Corporation, (2020). Rental Market Report

² Statistics Canada, 2016 Census of Population, Housing Data, Statistics Canada Catalogue no. 98-400-X2016225.

difficult to find affordable housing in Hamilton, which will continue to increase the number of households applying to the City's social housing waitlist.

2020 Housing Investments

Poverty Reduction Investment Plan

There are three components to the Poverty Reduction Implementation Plan which were approved by Council on September 27, 2017:

- \$20 M for new affordable rental housing construction at \$4 M annually for five years (2017-2021);
- \$20 M for social housing repairs and renovations at \$2 M annually for 10 years (2018-2027); and,
- \$10 M for general Indigenous poverty reduction at \$1 M annually for 10 years (2018-2027).

The \$20 M total Poverty Reduction Implementation Plan funding allocated for rental construction was divided equally between the Housing Services Division (\$10 M) and CityHousing Hamilton, (\$10 M), with \$4 M funded annually starting in 2017 and ending in 2021. Based upon projects that have been identified since 2017, approximately \$9M of the Housing Services Division allocation has been committed.

The \$9M of the Housing Services Division allocation has been committed as follows:

1. Hamilton YWCA, Ottawa Street North Project (\$775K)

- 35 self-contained affordable units for single women and women with children who are experiencing homelessness.
- 35 units will be rented at or below 80% average market rent
- The project includes an additional 15 units for women with developmental disabilities.
- A range of community services will be provided on site.

2. Indwell, Parkdale Landing Project Building 2, 205 Melvin Avenue (now McQueston Lofts) (\$3.6M)

- 50 units will be developed in a new five storey building with ground floor commercial uses.
- Housing will be provided for singles with a history of unstable housing, most of which have a disability.
- 10 units will be prioritized for Indigenous persons experiencing homelessness through partnerships with the Native Women's Centre and Homeward Bound.
- Rents will be set at 60% of average market rents for one-bedroom units.
- Rents will be set at 80% of average market rent for two-bedroom units.

3. 60 Caledon Avenue, Mountain Secondary School Project (\$3.1M)
 - The purchase of seven acres at 60 Caledon Ave. for new affordable housing development.
4. YWCA - Carole Anne's Place/Mission Services - Willow's Place (\$128K)
5. 90 Carling Street – Moderately Affordable Units in Rental Housing Development Project (\$17K)
 - 10 moderately affordable units in a 100-unit rental project in Westdale.
 - Tenants will be referred by social housing providers selected from social housing tenants paying market rents in rent-geared-to-income units.
 - Funds to offset building permit and planning fees to qualify project for Canada Mortgage and Housing Corporation (CMHC) Rental Housing Financing Program.
6. 191 York Boulevard – predevelopment works (\$250K)
7. Contracts Analyst – Indigenous – staffing and material costs projected to 2027 (\$1.1M)

The Housing Services Division will allocate the remaining \$1M of the original \$10M allocation for rental housing construction to top priority projects. These will be identified and reported to Council for final approval.

CityHousing Hamilton has received approval to fully allocate their \$10M portion for two construction projects:

- Riverdale Project (\$6.5M); and,
- Bay and Cannon Street Project (\$3.5M).

Canada Mortgage and Housing Corporation (CMHC) Rapid Housing Initiative

On October 27, 2020, the Federal Government publicly announced an immediate total investment of \$1B through the Rapid Housing Initiative (RHI) to fund rapid production of affordable housing across Canada. The City of Hamilton received notification on October 23, 2020 of an allocation of \$10.8M under the RHI Major Cities Stream to support projects selected by the City. Proposals may also be submitted to the nationwide \$500M RHI Projects Stream.

The RHI provides up front capital funding to support the development of permanent housing within three categories: acquisition of land and construction of modular housing; acquisition of land and existing buildings for the purpose of conversion; and, acquisition of land and rehabilitation of uninhabitable housing.

For the RHI Major Cities Stream the City must submit a detailed investment plan recommending specific projects to CMHC by November 27, 2020 and projects must be

occupied within 12 months from approval of the investment plan and no later than March 31, 2022. Municipalities are requested to have projects targeting a variety of priorities including women, seniors and the urban Indigenous population and to take a community benefit approach. All affordable units must be dedicated to people and populations who are vulnerable and targeted under the National Housing Strategy (NHS), especially people experiencing or at risk of homelessness or living in temporary shelters because of the COVID-19 pandemic.

Municipalities are encouraged to take a community benefits approach and prioritize projects targeting amongst other matters, women, seniors, and the urban Indigenous population.

Staff must submit the investment plan recommending specific projects to receive a portion of the \$10.8M allocation by November 27, 2020. Approval of the investment plan starts a 12-month construction period, at the end of which projects must be available to be occupied. As per the notification of allocation received October 23, 2020, a minimum of 38 units are to be achieved within the allotted amount.

The typical development process from initial concept to occupancy can take 5 years, with traditional construction alone being 18-months. The 12-month RHI completion deadline therefore focuses on adaption and re-use – converting non-residential and unhabitable residential space to new affordable housing units (attached as Appendix “B” to Report HSC20056). Projects that require a rezoning or complex site plan approval will not be able to meet the RHI timeline. Projects that require a record of site condition will not likely be able to meet the timelines. Projects that require a minor variance and/or minor site plan approval could possibly meet the timeline.

The only form of new construction permitted under the program is modular construction, which offers several benefits compared to traditional building practices. Following discussions with Planning and Building staff, even the shorter modular construction timeframe does not allow for any significant planning approvals to be completed within the required RHI timeframes. Thus, projects requiring an Official Plan Amendment, Complex Rezoning, or Major Site Plan Application cannot be recommended in the investment plan.

The shorter time required for modular construction is still insufficient to ensure completion on time unless no significant planning processes are required, a contract is signed, and construction of the modular components is underway. COVID-19 has also slowed construction and increased uncertainty by constraining supplies of both materials and skilled tradespeople. To ensure completion on time modular projects must therefore be in receipt of or ready to receive a building permit.

Staff continue to explore potential opportunities for modular construction projects that can be funded through the RHI. However, it is staff's preference to only support modular projects that do not require significant planning approvals and that have been

reasonably advanced, and only through the Projects Stream which is unallocated and therefore does not risk the City's \$10.8M allocation.

To date housing staff have identified several projects that seem to meet all project and funding requirements, though additional review is needed before they can be recommended. Three of these projects, would collectively create about 35 units, at an approximate total cost of \$5M, and would address both local and federal priorities by meeting the needs of women, urban Indigenous peoples, and those with mental health challenges and addictions.

F. Climate Change:

The City of Hamilton is experiencing the impacts of climate change through shoreline and escarpment erosion, millions of dollars of infrastructure damages caused by extreme storm events and freeze/thaw cycles, increases in extreme heat events leading to drought, and increased precipitation leading to flooding. The City's 2021 Tax Supported Capital Budget includes approximately \$114.9M in projects that have the potential to contribute positively to the City of Hamilton's climate actions goals. For example:

- By investing in Transit, smart walkable cities, reducing emissions and prioritizing green infrastructure the City will be improving air quality and citizens access to naturalized areas;
- Exploring opportunities to replace existing fleet with low carbon emission alternatives will improve air quality and further Council's goal to becoming a net zero municipality;
- Programs to accelerate net-zero energy buildings, with a focus on social housing and government incentives, will help reduce expensive utility costs and improve standard of living; and,
- Building retrofit programs can create thousands of good paying, local skilled trade jobs improving employment rates and reducing poverty.

It is important that all strategies and actions include both equitable health and social considerations in order to achieve all of Hamilton's priorities. Table 8 summarizes the amount of 2021 Capital funding that has the potential to positively impact climate change.

Table 8
2021 Tax Capital Projects Impacting Climate Change

	Gross Costs \$(000's)
West Harbour Shoreline Rehabilitation	1,200
Parkland Acquisition	2,000
Fleet Acquisition and Replacement	12,343
National Housing Strategy	17,000
Housing Rehabilitation	500
Facility Rehabilitation, Upgrades and Retrofits	10,224
Forestry/Tree Planting	4,315
Parkland Development	13,488
Active Transportation	5,453
Transit	42,948
Composting/Waste Diversion/Waste Mgmt	5,445
Total	114,916

Climate change mitigation and adaptation planning is complex and requires coordinated attention and action among City departments across the corporation, businesses and organizations across Hamilton, including individual citizens. Council called for the creation of a multi-departmental Corporate Climate Change Task Force under the leadership of the City Manager.

City of Hamilton's 2020 Progress on Climate Mitigation and Adaptation:

In light of the COVID-19 pandemic the City of Hamilton has remained committed to improving its energy efficiency, reducing GHG emissions and increasing its resiliency to the impacts of climate change to work towards the nine corporate goals for climate mitigation and adaptation.

City departments working collaboratively across the corporation on climate change have completed the following actions in 2020:

GOAL 1: To increase the number of new and existing high-performance state-of-the-art buildings that improve energy efficiency and adapt to a changing climate.

- New police building has been certified in the Leadership in Energy & Environmental Design (LEED) and connected to District Energy that reduces energy consumption and GHG emissions.
- Public-private partnership (P3) for the Biosolids Facilities that converts waste into re-useable, stable fertilizer or fuel
- Retrofitted six pumping stations and two outstations with high efficiency motors to reduce energy consumption and GHG emissions

- Continue to implement anti-stagnation valves in water distribution system. Energy consumption offsets to date are 3,099,948 kWh
- Westmount Solar Thermal Project that offsets natural gas consumption reducing GHG emissions
- Commitment to prioritize bids for City-owned land near the waterfront that commit to design and construction techniques which demonstrate a consideration for environmental impacts and sustainable development
- Bay Area Climate Change Council created building implementation team to begin work plan to accelerate retrofits of privately-owned buildings

GOAL 2: To change the modal split and investigate strategies so that more trips are taken by active and sustainable transportation than single use occupancy vehicles

- COVID-19 Recovery Phase Mobility plan completed and implementation underway
- Report on implementation to expand car share programs including “floating car share” underway and expected to be sent to Council Q4 2020
- Implementation of several electronic permit processes to avoid trips taken
- 675 meters of trails constructed across the City
- Shoreline protection improvement projects including Waterfront trail to improve active transportation connections
- Ongoing promotion of existing sustainable transportation programs including employee transit passes, Social Bicycle Hamilton (SOBI) memberships and leading transformation of Smart Commute
- Installed 11 kilometres (km) of bike lanes (one way) and 3.3 km of multi-use paths/trails
- Enhanced 4.3 km of existing bicycle lanes with modified buffers/barriers

GOAL 3: To accelerate the uptake of modes of transportation that are low and/or zero emissions

- Purchased two zero emission litter pickers
- Purchase Orders for two Kia Souls Electric Vehicles (EV)
- Purchase Orders for two electric units for ice resurfacing
- Green Fleet Policy underway
- Installed four EV charging stations with Request for Proposal to install 20 more throughout 2021
- Purchase and deployed two hybrid ambulances
- Downsized five trucks/SUVs/Vans to smaller vehicles that reduces gas consumption and GHG emissions.

GOAL 4: To ensure a climate change lens is applied to all planning initiatives to encourage the use of best climate mitigation and adaptation practices

- Drafted Energy and Environmental Assessment Report requirement for new development proposals

- Drafted climate change evaluation framework/lens as part of GRIDS 2
- Community Energy Plan created Stakeholder Advisory Committee, conducted stakeholder interviews, completed Business as Planned (BAP) modelling, created low carbon action catalogue and online surveys
- Sewer flow monitoring program to collect data to quantify effect of climate change on sewer collection system and allow for appropriate planning
- Rain Gauges Monitoring Program to collect data to quantify precipitation impacts to allow for appropriate planning

GOAL 5: To procure goods, services and construction from vendors who conduct their business in a sustainable and ethical manner that considers equity, diversity and inclusion that contributes to the greater good of the community

- Draft Social Procurement report underway
- Continuously altering specifications to include the use of low carbon products, recycled materials and re-use of materials in projects

GOAL 6: To increase our carbon sinks and local food production through the preservation and enhancement of the natural environment, including local farmland.

- Flamborough Park wetland restoration project in partnership with Halton Conservation
- City of Hamilton Bee City designation that increases commitment and awareness of protecting pollinators
- Planted 5,500 large caliper trees
- Planted 600 2-gallon stock trees
- Private tree giveaway of 500 trees in Wards 3 and 5
- Participated in 50 million trees program planting 4,800 bare root seedlings
- Planted 1,000 large caliper trees in subdivisions

GOAL 7: To improve Hamilton's climate resiliency by decreasing our vulnerability to extreme weather, minimizing future damages, take advantage of opportunities, and better recover from future damages

- Waterfront trail elevation project to raise grades of trail that seasonally floods
- Shoreline protection improvement projects that included erosion mitigation material added to three sites at Confederation Beach Park
- Began evaluation of Intensity Duration Frequency (IDF) curves with consideration of climate change to ensure new infrastructure is sized appropriately to handle more intense and frequent storms
- Began Environmental Assessment to identify preferred flood mitigating solutions for Beach Neighbourhood flooding and elevated Lake Ontario water levels
- Increasing drain connections in parks/play infrastructure to avoid standing water and degradation of wood fibre

- Fifty Road Parkette shoreline protection project and completion of Fifty Road that set precedent on how we can continue protecting our shoreline moving forward

GOAL 8: To ensure all our work promotes equity, diversity, health and inclusion and improves collaboration and consultation with all marginalized groups, including local Indigenous Peoples

- Completion of Municipal-Indigenous Relationship Building related to City-Initiated Archaeological and Natural Heritage Assessment
- Indigenous community collaboration on shoreline protection and monitoring to learn more about cultural and natural significance of the land
- Play structure engagement meetings taking place in neighbourhood to improve participation and feedback from all residents

GOAL 9: To increase the knowledge and empower City staff and the Hamilton community including business, Non-Government Organizations and individual citizens while advocating to higher levels of government to take action on climate change

- Submitted Hamilton's 2018 GHG emissions to Carbon Disclosure Project (CDP), a global open platform to increase transparency of Hamilton's GHG emissions profile
- Hamilton North End's Sustainable Neighbourhood Action Plan online webinar completed to increase neighbourhood awareness on importance of climate change
- Scheduling homeowner energy retrofit online workshops in partnership with City of Burlington to increase knowledge of deep energy retrofits
- Amended Anti-Idling By-law to Administrative Penalties System (APS) and assigned responsibility to parking enforcement

G. West-Harbour Waterfront Strategic Initiatives:

On May 12, 2010, City Council approved COW Report 10-014, referencing the West Harbour Recreation Waterfront Master Plan (WHRWMP)", which identified public investments in parks, open-spaces, and programming amenities within the West Harbour waterfront area to transform the area into an active and vibrant waterfront.

Council approved the first phase of the West Harbour Re-Development Plan in 2012, with an emphasis on converting the former industrial shipping lands of Piers 5-8, into a destination of parks, marine recreation facilities, and public-spaces integrated alongside new private-sector residential and commercial developments. The West Harbour Re-Development Plan was identified as a key element of the "*Economic Prosperity and Growth*" priority in the 2015-2025 Strategic Plan.

Of the \$109.8M West Harbour Capital Projects approved for the end of 2020, \$43.5M was funded from debt (excluding DC debt of \$8.1M). Section 413 of the Municipal Act

suggests that the “matching principle” applies regarding the use of any sales proceeds. Therefore, any sales proceeds from the Pier 8 development would first be applied against any debenture issues for Pier 8 Development works that were Levy/Rate financed.

On June 13, 2018, City Council approved the Waterfront Shores Corporation (“WSC”) as the Preferred Proponent to develop the Pier 8 lands (Report GIC 18-013 and PED14002(h)). It is estimated that the proposed development will include 119,850 m² of residential development representing approximately 1,227 market condominium units, 65 affordable units, and 1,376 parking stalls, as well as an additional 6,440m² of commercial and 2,477 m² of institutional development space.

Financially, as the owner of the Pier 8 lands, the City will realize the proceeds generated from the land sale transaction. WSC’s financial bid was structured to feature a series of payments that included a guaranteed amount paid upon execution of the initial contract, additional guaranteed minimum purchase amounts paid on the closing dates for each development Block, and additional amounts based on the increase in the value of the land and improvements as the project proceeds. Committed payments total approximately \$41M, plus additional payments over the course of the development.

From 2012 to 2020, Council approved \$109.8M in capital funding toward the West Harbour Re-Development Plan, with \$11.0M from the tax supported Capital Levy approved, in principle, for 2020. The individual projects and initiatives can be categorized by the following:

1. Development-Ready Projects
2. Asset & Infrastructure rehabilitation
3. Parks & Public-Space
4. Marina Management Agreement Commitments

Capital project cost estimates within the West Harbour Implementation Plan developed between 2010 and 2012 were based on high-level conceptual designs and did not include cost indexing. The 2021 Capital Budget and budget forecast (refer to Table 9) includes costing adjustments based on detailed design specifications, projects that were not identified in the original plan, and current-year pricing estimates with respective financial indexing.

To meet the commitment to the developer of the Pier 8 lands, the City must construct the following projects prior to development:

1. Pier 8 Shorewall Rehabilitation
2. Copp’s Pier (Promenade Park) Construction
3. Pier 8 Sanitary Pumping Station Construction; and
4. Pier 8 Site Servicing

In addition, beyond 2021 two other projects are integral to the long-term viability of the plan:

1. Re-Location of the Hamilton Police Service (HPS) Marine Unit, estimated at \$5.15M (updated estimate) for construction in 2022.

The existing HPS Marine Unit building is past the useful lifespan and is being demolished as part of the Piers 5-7 public realm project. In the interim, in 2019 the Police Marine Unit has re-located into a temporary facility at Macassa Bay. As a result, a commitment to funding the permanent facility would be required.

2. New Public Parking Garage estimated at \$33.2M. The functional planning, pre-engineering, and design work in 2023 of \$4.9M (\$3.675M net of DCs). Construction costs of \$28.3M in 2025 (\$21.225M net of DCs).

As part of the overall re-development plan, existing free public parking located on Piers 6-8, as well as the parking for the marina facilities, will be eliminated over time as development progresses. West Harbour Staff has identified a long-term need to replace approximately 500-600 parking spaces. Although the WHWRMP identified the future need for a parking structure to address this concern, both the specific site and the funding options for this have not been finalized, and as such Staff would seek possible funding options that mitigate the impact on the City's capital budget.

Table 9
West Harbourfront Strategic Initiatives – Net Capital Forecast

(\$000's)	Development Ready		Total West Harbour		Change (Increase) / Decrease
	2018 Financing Plan		Implementation Plan 2021 Capital Submissions		
Approved 2012 - 2020	\$	106,900	\$	109,830	
Proposed 2021	\$	11,010	\$	9,020	\$ 1,990
Proposed 2022	\$	7,470	\$	11,930	\$ (4,460)
Proposed 2023	\$	-	\$	7,472	\$ (7,472)
Proposed 2024	\$	-	\$	21,168	\$ (21,168)
Proposed 2025 - 2030	\$	-	\$	1,592	\$ (1,592)
Subtotal 2021 - 2030	\$	18,480	\$	51,182	\$ (32,702)
Total	\$	125,380	\$	161,012	\$ (35,632)

Development Ready 2018 Financing Plan did not include projects such as the Police Marine Facility \$2.06M net (2022) West Harbour Parking Garage \$24.8M (net 2023, 2024), Bayfront Park Upgrades \$1.26M (2021), Pier 8 Streetscaping \$3.7M (2023, 2024), Pier 8 Greenway \$1.6M (2023,2024) and financial indexing of \$2.21M.

With all other projects however, West Harbour Staff could be directed to find ways to mitigate current and future financial pressures by revising the scope of specific projects, revising the phasing plan such that specific projects are pushed to future years, or by eliminating specific projects in their entirety.

Although the funding sources will need to be identified, the timeframes have been forecast based on development expectations over a typical 10-year Capital Budget cycle, and therefore year-over-year project budgets and timing could be adjusted to reflect revisions to the project scope and the timing of inter-dependent projects.

Projects and initiatives were identified in several Council approved plans and agreements including the following:

- May 12, 2010; Council approved COW Report 10-014 and Staff Report PW09004/PED10108 “West Harbour Waterfront Recreation Master Plan” (WHWRMP);
- January 29, 2014; Council approved GIC Report 14-001 and staff Report PED14002 entitled “*West Harbour Piers 5-8 Servicing Studies and Pro Forma Analysis*”;
- April 2, 2014 – GIC approved staff Report CM12015(b) entitled “*Formal Marina Management Agreement (MMA) with the Hamilton Port Authority (HPA) Regarding Piers 7 and 8*”;
- March 30, 2015 – GIC approved Report 15-008 and staff Report PED14002(b) entitled “*West Harbour Waterfront Re-Development Plan*”;
- May 24, 2017 – Council approved Planning Committee Report 17-009 and staff Report PED17074 entitled “Applications to Amend City of Hamilton Zoning By-law No. 05-200, Approval of a Draft Plan of Subdivision and Temporary Use By-law for lands located at Pier 8, 65 Guise Street East”;
- July 14, 2017, Council approved GIC Report 17-015, including Report PED14002(e) entitled “Pier 8 Request for Proposal (RFP) Evaluation and Scoring Framework” outlining the RFP evaluation and scoring framework”;
- November 22, 2017, Council approved GIC Report 17-024 including Report PED14002(f) entitled “Pier 8 Request for Proposal (RFP) Financial Bid Structure”;
- June 13, 2018; Council approved GIC Report 18-013, including Report PED14002(h) entitled “Pier 8 Development Opportunity Request for Proposals Evaluation”;
- September 12, 2018, Council approved GIC Report 18-017, including Report LS18052 entitled “Pier 8 Development - LPAT Appeals of Zoning By-law Amendments 17-095/096 and Draft Plan of Subdivision Approval”; and
- September 12, 2018, Council approved GIC Report 18-017 including Report PW18079 entitled “West Harbour Strategic Initiatives Pier 8 Capital Works Tenders”;
- March 27, 2019, Council approved GIC Report 19-005 Including Report PW17075b entitled “Status of West Harbour Implementation”; and

- October 9, 2019, Council approved GIC Report 19-019 including Report PW17075(c) entitled “Status of West Harbour Implementation”.

6.0 2021 TAX SUPPORTED CAPITAL LEVY

While the City’s objective is to manage the need for future property tax increases, balancing the capital requirements of existing asset rehabilitation with investments in new projects to increase the City’s assessment base requires increases in own source funding. Consequently, the City’s Senior Leadership Team has at a minimum endorsed a 0.40% Capital Levy tax increase (\$3.654M). This action is in recognition of the need for sustainable funding to support debt servicing requirements for the municipal share of the ICIP – Transit program and for ongoing funding for annual development charge exemptions.

As per Table 10, in 2020, \$123.7M (13.4% of the City’s \$924M tax levy) was used for capital purposes. For 2021, staff recommend a \$127.4M Capital Levy consisting of \$40.7M in budgeted debt charges and an \$86.7M transfer from operating to capital.

Table 10
Tax Capital Levy History

(\$ Millions)	2011	2012	2013	2014	2015	2016	2017	2018	2019	2020	10 Yr. Average
Total Tax Levy	692.4	705.1	727.3	748.3	797.6	827.7	845.4	857.9	886.7	924.2	
Capital Levy	83.4	86.7	90.2	90.2	94.6	99.0	102.9	112.0	116.4	123.7	
Capital Levy % of Total Levy	12.0%	12.3%	12.4%	12.1%	11.9%	12.0%	12.2%	13.1%	13.1%	13.4%	
Capital Levy Increase	3.7%	4.0%	4.0%	0.0%	4.9%	4.7%	3.9%	8.8%	13.1%	10.4%	5.6%

Table 11 illustrates the Tax Levy Impact of a 0.40% total annual levy increase dedicated to the Capital Levy and the components of the proposed Tax Supported Capital Levy (debt charges and direct contribution from the operating budget to fund capital works).

Table 11
Capital Budget Impact on Operating Budget

	2020	2021	CHANGE	
	Restated	PROPOSED	\$	%
Debt Charges	41,759	40,708	(1,051)	(2.5)
Transfer from Operating	81,952	86,657	4,705	5.7
Total Tax Supported Capital Levy	123,711	127,365	3,654	3.0

Municipal Tax Impact on Average Residential Property Tax 0.4% (\$13)

Figure 3 and Figure 4 illustrate the 2021 Capital funding sources and the corresponding recommended allocation across programs.

Figure 3

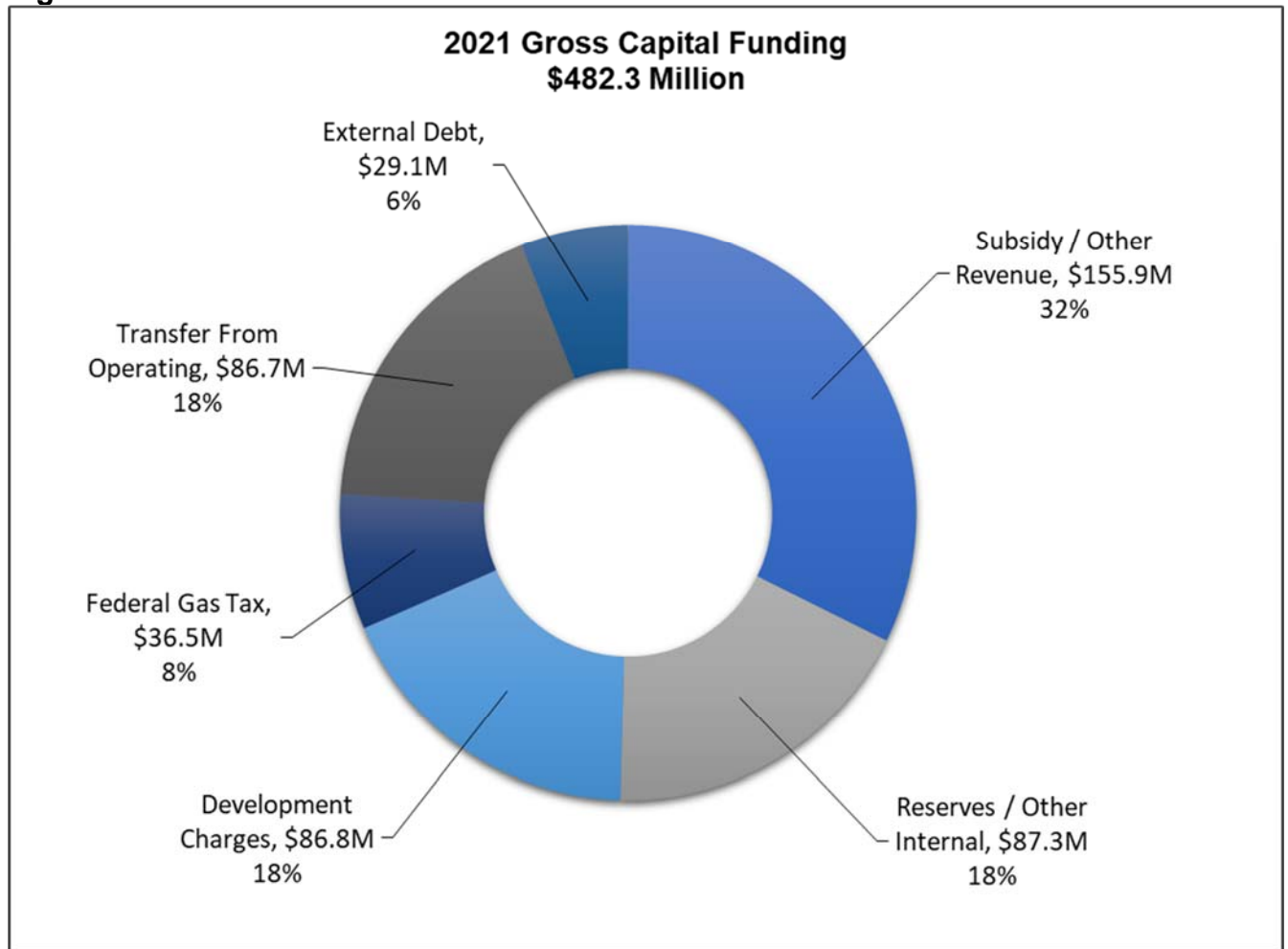
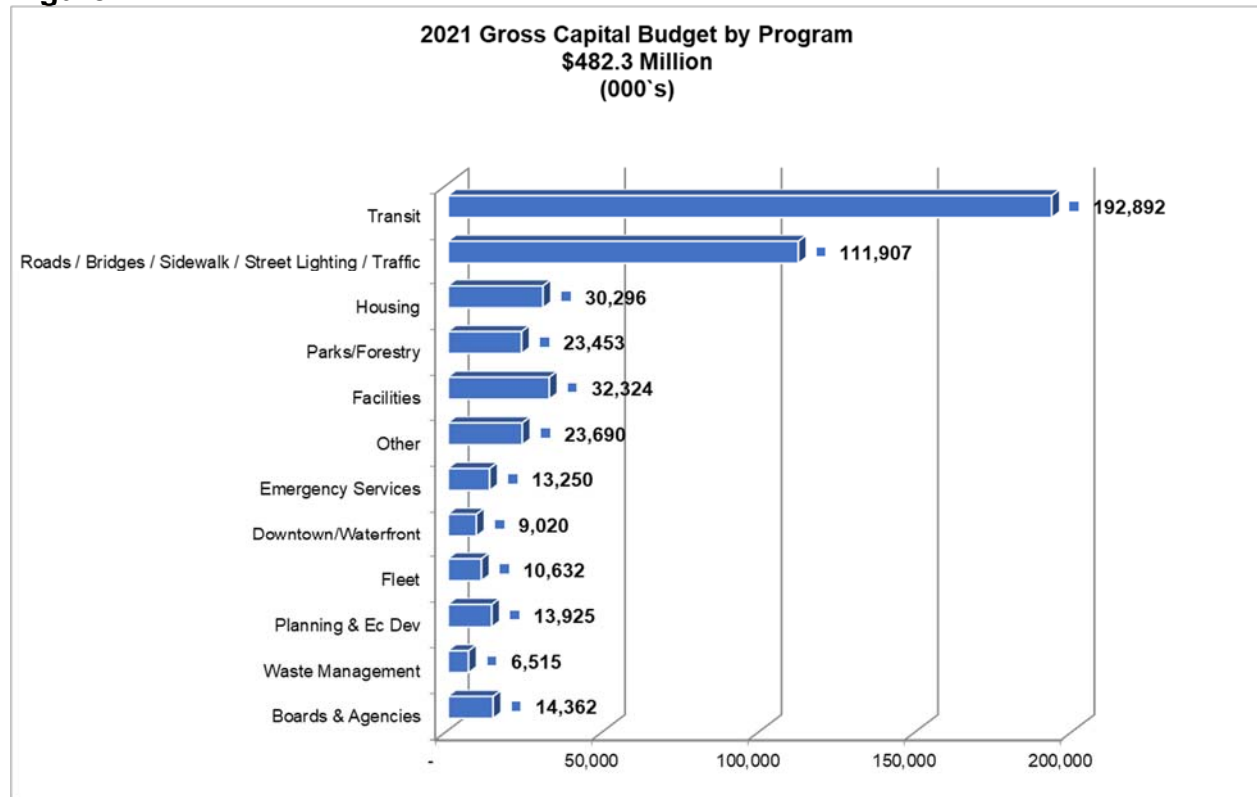


Figure 4

7.0 2021 TAX SUPPORTED CAPITAL BUDGET PRIORITIZATION PROCESS

The City of Hamilton employs a hybrid Capital Block Funding Prioritization methodology that has evolved over the years, aligning with the City's Strategic Plan. This has been accomplished by senior staff in all program areas endorsing a corporate Capital funding program focused on meeting a base level financial requirement. This process ensures stable long-term capital funding for hard infrastructure program areas (roads, facilities, long-term care assets) and facilitates effective costing and priority planning outcomes.

The process for the 2021 Capital Budget was as follows:

- Staff met to determine the discretionary funding available based on the most current information. Discretionary funds are those funds that could be directed to any capital program area. This would not include specific use reserve funds (DC's, Fleet, Transit, etc) or any other specific funding.
- Staff met in the second and third quarters of 2020 to determine needs and create funding strategies based on those needs versus financial constraints.
- Quantitative Block Funding strategies were based on historical funding averages, Masterplan requirements and subsidy eligibility.
- Capital projects receiving significant subsidy and/or were approved by Council prior to Capital Budget deadlines receive priority in the Block Funding process.

Meeting the Provincially required deadlines for Asset Management Planning (AMP) will provide the City with another capital prioritization tool. By July 1, 2021, the City will be required to determine the cost to maintain current service levels covering core infrastructure assets. Council will then have to decide whether the City should increase spending on core assets to maintain them or target the available funds only to priority core assets and let the service levels decline on non-priority assets.

8.0 2021 PROPOSED TAX SUPPORTED CAPITAL BUDGET

Table 12 summarizes the proposed Capital Budget by program area and compares it to the previous year's approved capital program. The proposed Capital Budget incorporates a 0.40% tax increase (\$3.654M) dedicated to the Capital Levy.

Table 12
Tax Supported Capital Budget

(\$000's)	2020		2021		Difference	
	Approved		CAPITAL PROGRAM			
	GROSS	NET	GROSS	NET	GROSS	NET
Proposed Program Funding						
Recreation Facilities	14,125	4,695	15,604	4,581	1,479	(114)
Corporate Facilities / Energy Initiatives	6,776	4,745	13,820	5,540	7,044	795
Entertainment Facilities	900	800	2,900	800	2,000	-
Forestry & Horticulture (Includes Tree Planting)	1,480	1,345	1,715	1,565	235	220
Open Space Development	10,897	2,503	13,863	3,590	2,966	1,087
Waste Management	8,912	7,495	6,515	4,034	(2,397)	(3,461)
Transit Services	2,074	312	41,468	2,474	39,394	2,162
Transit Services (ICIP PW19083/FCS18048(a))	149,828	18,589	151,424	16,876	1,596	(1,713)
Corporate Fleet Services	10,148	-	10,632	-	484	-
Parks & Cemeteries	3,178	1,138	2,375	1,678	(803)	540
Roads / Bridges / Sidewalk / Street Lighting / Traffic	100,900	59,189	111,907	62,764	11,007	3,575
West Harbour & Waterfront Initiatives	10,200	7,450	9,020	9,020	(1,180)	1,570
Healthy and Safe Communities- Other	0	-	160	160	160	160
Housing Services	28,319	17,500	30,296	17,500	1,977	-
Long-Term Care Facilities	1,664	912	5,467	500	3,803	(412)
Fire / Paramedics	11,654	1,000	13,250	5,940	1,596	4,940
Corporate Services / City Manager	15,602	15,299	18,063	17,153	2,461	1,854
Area Rating	900	-	900	-	-	-
Planning & Development	5,130	543	9,182	2,639	4,052	2,096
Tourism & Culture	1,702	1,702	2,533	1,702	831	-
Commercial Districts and Small Business	2,210	2,210	2,210	2,210	-	-
Total Program Funding	386,599	147,427	463,304	160,725	76,705	13,299
Other Major Projects						
Parkland Acquisition	2,500	2,500	1,500	1,500	(1,000)	(1,000)
Randle Reef	375	375	500	500	125	125
Emerald Ash Borer Program	2,600	2,600	2,600	2,600	-	-
Total Other Major Projects	5,475	5,475	4,600	4,600	(875)	(875)
Total Before Special Levies and Boards	392,074	152,902	467,904	165,325	75,830	12,424
Special Levies & Boards						
CityHousing	500	500	500	500	-	-
Police Services	1,280	1,280	10,792	1,540	9,512	260
Hamilton Public Library	1,750	750	1,000	0	(750)	(750)
Beach Rescue	70	-	70	-	-	-
Hamilton Conservation Authority	2,000	2,000	2,000	2,000	-	-
Total Special Levies & Boards	5,600	4,530	14,362	4,040	8,762	(490)
Total Funded Projects	397,674	157,432	482,266	169,365	84,592	11,934

9.0 2021 – 2024 TAX SUPPORTED CAPITAL FORECAST ASSUMPTIONS / HIGHLIGHTS

- Budgeted debt financing:** For the 2021-2024 debt financed capital projects, it is assumed that debt repayments start on July 1 at 3.00% interest rate amortized over 15 years. For previously approved capital projects (Works-In-Progress – WIP's), July 1 is also the date that debt repayments start accruing. This is a change in borrowing

assumptions from the 2020 budget process (5%) to reflect current investment market rates.

2. Federal/Provincial Infrastructure Subsidy – Gas Tax Revenues: Most municipalities cannot adequately fund the cost of proper infrastructure repair and rehabilitation on their own. In response, the Federal government is contributing 5 cents per litre of gas sold to address critical municipal infrastructure replacement and rehabilitation. The amount of subsidy funding utilized in the 2021 Tax Capital Budget is \$36.5M.
3. Hamilton Utilities Corporation Capital Funding Dividend: Based on the Hamilton Utilities Corporation Dividend Policy staff incorporated \$5.3M in dividends to fund the Capital Program in 2021 and \$5M in each subsequent year thereafter (\$3M dedicated to capital costs to implement the Poverty Reduction Strategy).

Table 13 provides a four-year discretionary capital forecast for 2021 – 2024 summarized by program area expenditures and the sources of discretionary funding. It does not include non-discretionary capital sources of funding that must be used for a specific purpose (i.e. dedicated reserves for Development Charges, Fleet, etc). The highlights regarding the discretionary funding envelope are:

- a) Increase in the contribution from operating from \$82.0M in 2020 to \$86.7M in 2021. The increase is driven by changes to assumption in debt servicing costs based on the current investment market.
- b) 2020 capital financing surplus from calendar year 2020 due to approved but unissued debt in the amount of \$4.6M is utilized for 2021 capital financing.
- c) Leveraging additional \$2.5M of Federal Gas Tax funds remaining from the one-time transfer payment in 2019.
- d) Leveraging \$2.1M from the Roads, Bridges and Traffic Capital Reserve, as well as \$1.1M from the COVID-19 Emergency Reserve to further advance capital investment in core assets and bolster economic recovery in response to the COVID-19 pandemic.

Discretionary funds may be directed by Council to any purpose it deems necessary (with some program limitations regarding the Federal Gas Tax). Table 13 takes into account the deferring of the annual 0.5% property tax increase to support regular capital programming in 2021 but continues it in 2022 to 2024. The net levy increase in 2021 is proposed at 0.40% to support sustainable debt financing of the municipal contribution required for the City's share of the Federal (ICIP - Transit) Program (0.18%) and DC exemption funding (0.22%).

Staff recommends incorporating the operating impact of 2021 capital projects in future operating budgets (2022 and beyond). The operating impact of the 2021 Capital Budget for inclusion in future operating budgets is estimated at \$6.8M and 78.9 FTE's.

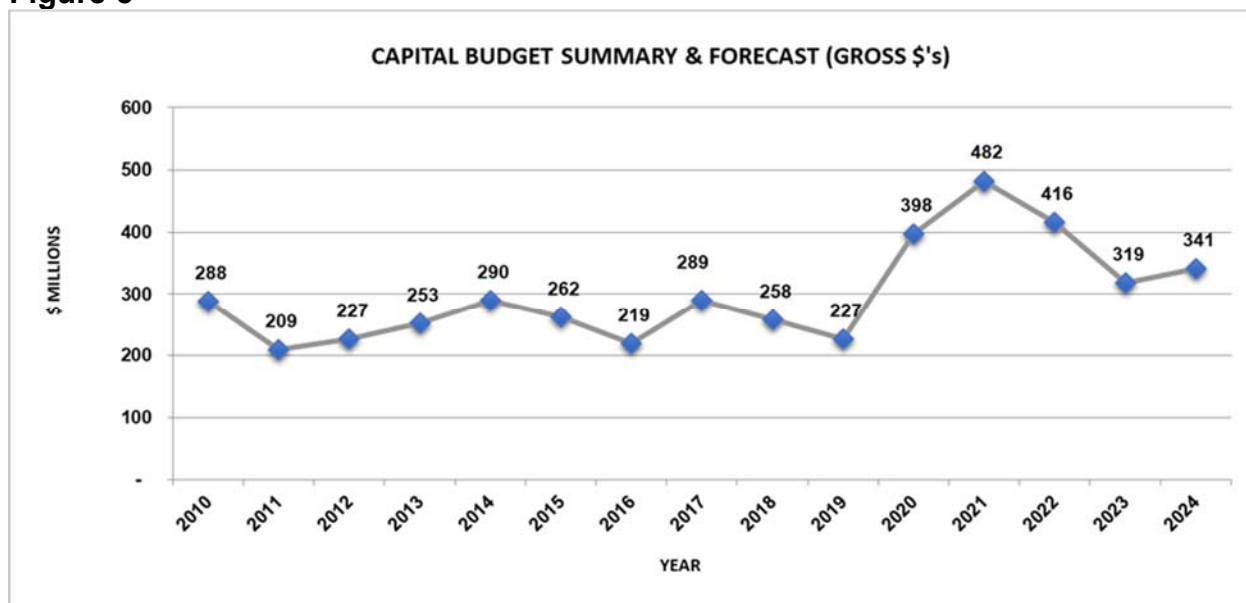
Table 13
Discretionary Tax Supported Net Capital Forecast for 2021 – 2024

Sources of Funding (Net) (\$'000's)	2020	2021	2022	2023	2024
	Restated	Proposed	Forecast	Forecast	Forecast
Sustainable Funding Sources					
Contribution from Operating	81,952	86,657	87,107	94,295	98,788
Hydro Dividends	2,300	2,300	2,300	2,300	2,300
Hydro Dividends - Poverty reduction	3,000	3,000	3,000	3,000	3,000
Future Fund - Poverty Reduction	4,000	4,000	-	-	-
Federal Gas Tax	29,576	36,543	34,057	35,537	35,537
Previous Yrs. Capital Financing Surplus	4,800	4,600	-	-	-
Total Sustainable Funding Sources	125,628	137,100	126,464	135,132	139,625
Non-Sustainable Funding Sources					
Unallocated / Other Capital Reserve	-	-	-	-	-
COVID-19 Reserve	-	1,100	-	-	-
Roads, Bridges and Traffic Capital Reserve	-	2,090	-	-	-
Total Non-Sustainable Funding Sources	-	3,190	-	-	-
Total New External Debt (Principal)	31,519	29,076	42,839	18,005	43,922
Total Funding (Net)	157,147	169,366	169,303	153,137	183,547
Net Capital Funding (Block Funding) (\$'000's)					
Corporate Services	202	90	90	90	90
Information Technology	983	8,138	800	-	-
Corporate Facilities	4,745	5,540	4,583	4,583	4,583
Cultural Facilities	1,702	1,702	1,702	1,702	1,702
DC exemptions	8,500	8,500	10,000	10,000	10,000
Downtowns & Commercial Districts	2,210	2,210	2,210	2,210	2,210
Economic Development Initiatives	-	2,000	2,000	2,000	2,000
Entertainment Facilities	800	800	-	-	-
Fire / Paramedic Services	1,000	5,940	1,000	1,000	1,000
Forestry & Horticulture	1,345	1,565	1,345	1,345	1,345
Health and Safe Communities - Other Div	160	160	160	160	160
Housing Services	7,500	7,500	3,500	3,500	3,500
Long Term Care Facilities	752	500	500	500	500
Park Development (New/Expansion)	2,503	3,590	3,241	3,241	3,241
Park's Operations	1,138	1,678	1,138	1,138	1,138
Parkland Acquisition	2,500	1,500	1,500	1,500	1,500
Planning / Development	543	639	130	130	130
Recreation Facilities	4,695	4,581	4,580	4,580	4,580
Roads / Bridges / Sidewalk / Street Lighting / Traffic	59,189	62,764	63,319	65,852	68,486
Block Funding Total	100,467	119,397	101,798	103,531	106,165
Net Capital Funding (Corporate Initiatives)					
Ash Borer	2,600	2,600	2,600	-	-
City Manager	200	425	425	100	-
DC Exemptions Beyond Block	-	-	-	-	-
Provision for ICIP	5,000	-	-	-	-
Provision for in-year S.O.G.R/Boards & Agencies	414	-	-	-	-
Stadium Precinct Master Plan	-	-	8,291	-	-
National Housing Strategy	10,000	10,000	10,000	10,000	10,000
Coprorate Capital Initiatives (former HEF)	-	-	800	800	800
Randle Reef	375	500	-	-	-
Transit & ICIP	18,901	19,350	9,735	733	867
Waste Management	7,495	4,034	9,842	3,331	12,422
West Harbour Development	7,450	9,020	11,930	7,472	21,168
Corporate Initiatives Total	52,435	45,929	53,623	22,436	45,257
Boards & Agencies					
CityHousing Hamilton	500	500	500	500	500
Hamilton Conservation Authority	2,000	2,000	2,000	2,000	2,000
Library	750	-	2,854	-	12,087
Police Services	1,280	1,540	1,625	1,400	1,400
Boards & Agencies Total	4,530	4,040	6,979	3,900	15,987
Total Expenditures (Net)	157,432	169,366	162,400	129,867	167,409

10.0 2021 – 2030 TAX SUPPORTED CAPITAL FORECAST

The following 15-year Capital Budget summary of gross spending (Figure 5) and the corresponding forecast table (Table 14) are based on staff's recommended annual 0.5% tax increase for the regular Capital Program in years 2022-2024 and additional property tax increases to cover the debt charges associated with four priority Capital Programs, the City's share of the ICIP Transit Program, the 2020-2025 West Harbour MP cost increases and the DC Exemption Funding.

Figure 5



The City's declining capital affordability is due to:

- a) Decreased Capital Funding capacity due to major capital project debt commitments (refer to Table 14).
- b) Aging Infrastructure.
- c) An insufficient amount of property tax revenue dedicated to capital (Table 10).

Past expenditures on the major projects listed below make up a significant portion of the \$40.7M debt charge component of the 2021 Capital Levy. This is of particular importance in that there are significant future proposed projects (10-year Transit Strategy, West Harbour, Stadium Precinct Park) that may significantly add to the debt charge component of the Tax Supported Capital Levy.

Table 14
Major Projects Financed through Debt

(\$ Millions)	2020 & Prior						Total
	Debt only	2021	2022	2023	2024	2025	
Downtown Office	13.8						13.8
Red Hill Valley Project	27.3						27.3
City Hall	5.6						5.6
Waste Management	25.7		7.7				33.4
Lister Block	14.7						14.7
POA	30.5						30.5
Police Forensic Building	14.2						14.2
Pan Am Stadium	5.4						5.4
10-year Transit Strategy	46.8	19.1	9.5	0.5	0.7	-	76.6
Mount Hope Library Expansion			2.9				2.9
Winona/Stoney Creek Library					12.1		
National Housing Strategy	10.0	10.0	10.0	10.0	10.0	10.0	60.0
Stadium Precinct			8.3				8.3
West Harbour	50.8	-	4.5	7.5	21.2	0.7	84.7
Total	231.1	29.1	42.8	18.0	44.0	10.7	363.6
Total Debt Charges funded from Tax Levy		40.7	46.0	43.9	45.8	46.3	253.6

Inflationary pressures of capital expenditures relative to the inflationary capacity of property tax increases are illustrated in Table 15. Over the last four years the trend is that Capital Expenditure inflation is increasing faster than the Property Tax Increase. The result is that more Capital funding is required to achieve the same capital infrastructure metrics (e.g. lane kilometres)

Table 15
Inflationary Pressures on Capital Expenditures

(%)	2011	2012	2013	2014	2015	2016	2017	2018	2019	2020*
Non-Residential Building Construction Price Index	4.1	2.2	0.4	1.4	1.8	2.9	3.1	4.6	3.5	4.0
Property Tax Increase	0.8	0.9	1.9	1.5	3.4	1.7	2.1	1.9	2.2	2.9

* forecast

Figure 6 and Figure 7 illustrate the City’s four-year Tax Supported Capital Forecast by program and the four-year forecast of the sources of funding.

Figure 6

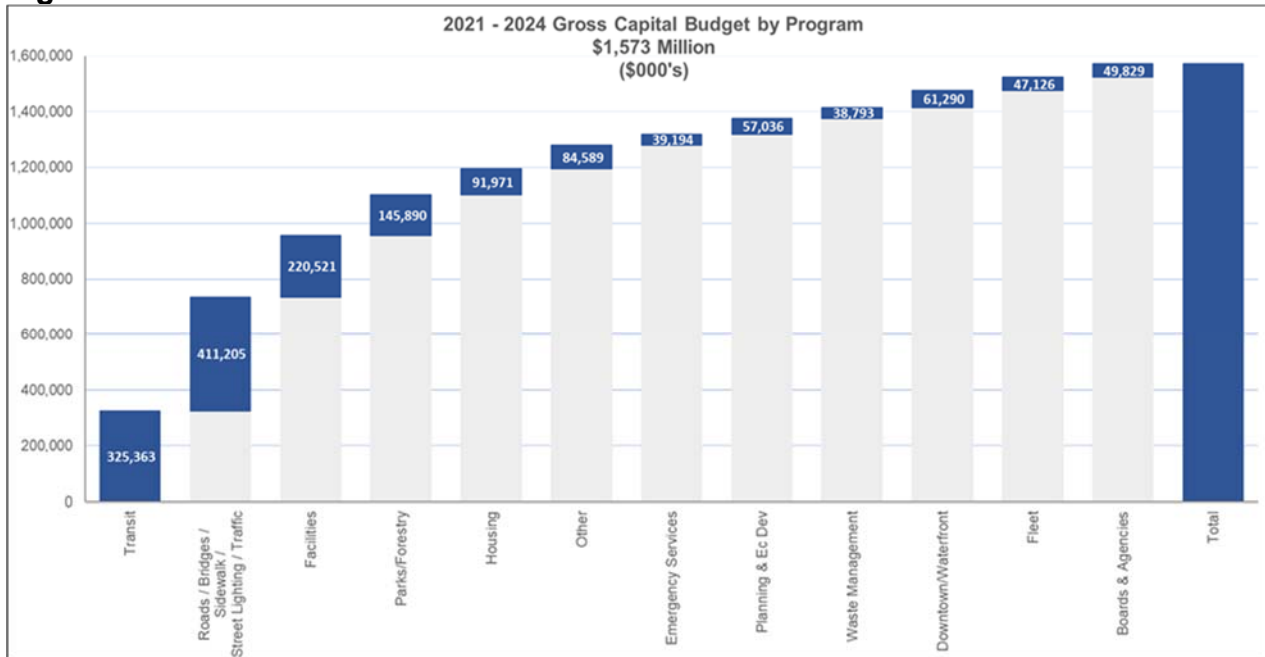
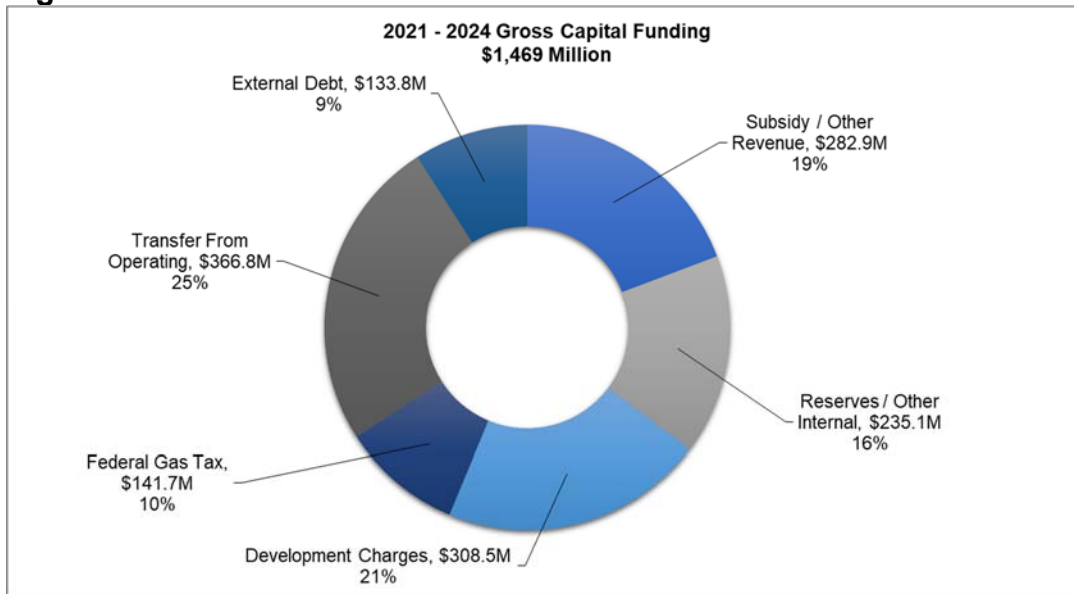


Figure 7



As has been the case in previous years, the forecasted capital requirements by program area is not sustainable given current financing constraints. Table 16 illustrates that submitted capital projects for the next four years total approximately \$1.57B while the 2021 - 2024 capital forecast can only support \$1.47B in new capital projects. This

leaves the City with an approximate \$104M funding gap. The \$104M funding gap represents the financial shortfall to maintain existing infrastructure and service levels. Further to the identified \$104M funding gap is the \$3.7B accumulated infrastructure deficit based on industry best practices for asset management and lifecycle replacement.

Table 16
Projected Gross Capital & Funding Sources

(\$000's)						
SOURCES OF FUNDING	2020	2021	2022	2023	2024	4 YEAR TOTAL
	Restated					
SUBSIDY / OTHER REVENUE	123,238	155,934	60,780	31,822	34,404	282,940
RESERVES / OTHER INTERNAL	72,513	87,295	61,163	42,874	43,756	235,088
DEVELOPMENT CHARGES	58,591	86,761	78,492	67,181	76,016	308,450
FEDERAL GAS TAX	29,576	36,543	34,057	35,537	35,537	141,674
TRANSFER FROM OPERATING	82,237	86,657	87,107	94,295	98,788	366,847
EXTERNAL DEBT	31,519	29,076	42,839	18,005	43,922	133,842
TOTAL CAPITAL FINANCING AVAILABLE	397,674	482,266	364,438	289,713	332,422	1,468,840
TOTAL CAPITAL SUBMITTED	423,892	497,457	415,659	318,798	341,126	1,573,038
(UNAFFORDABLE)/SURPLUS	(26,218)	(15,190)	(51,221)	(29,084)	(8,703)	(104,199)

11.0 TAX SUPPORTED DEBT AND DEBT FORECAST

In the proposed 2021-2030 10-year financing plan, tax supported budgeted external-debt levels peak in 2024 at \$594M. Table 18 and the Figures 8 and 9 provide the projected actual tax supported debt forecast, and debt charge amounts. The actual debt forecast takes into account the many reasons that debt issuance may be delayed (capital projects require a longer EA process, etc.). The City will only issue debt upon substantial completion of associated capital works. In the latter end of the 10-year debt forecast, the City is still issuing debt for previous period capital investments and that is why the budgeted debt is greater than the actual debt. Credit Rating Agencies are most focused on the level of actual external debt in assessing investor risk.

Table 18
Tax Supported External Debt Forecast

(\$Millions)	Balance as of December 31st											
	2020	2021	2022	2023	2024	2025	2026	2027	2028	2029	2030	
2021 - 2030 FINANCING PLAN												
TAX SUPPORTED	157	356	367	353	364	339	346	353	357	330	298	
FUNDED FROM DC's	57	189	213	218	230	225	225	202	209	193	-	
TOTAL BUDGETED DEBT	214	545	580	571	594	563	570	556	566	523	298	
PROJECTED ACTUAL	160	409	435	428	445	422	428	417	424	392	224	
2020 - 2029 FINANCING PLAN												
TAX SUPPORTED	395	415	432	437	456	464	490	520	548	538		
FUNDED FROM DC's	131	196	189	208	228	229	234	222	240	246		
TOTAL BUDGETED DEBT	417	470	494	509	463	439	452	446	433	453		

Figure 8

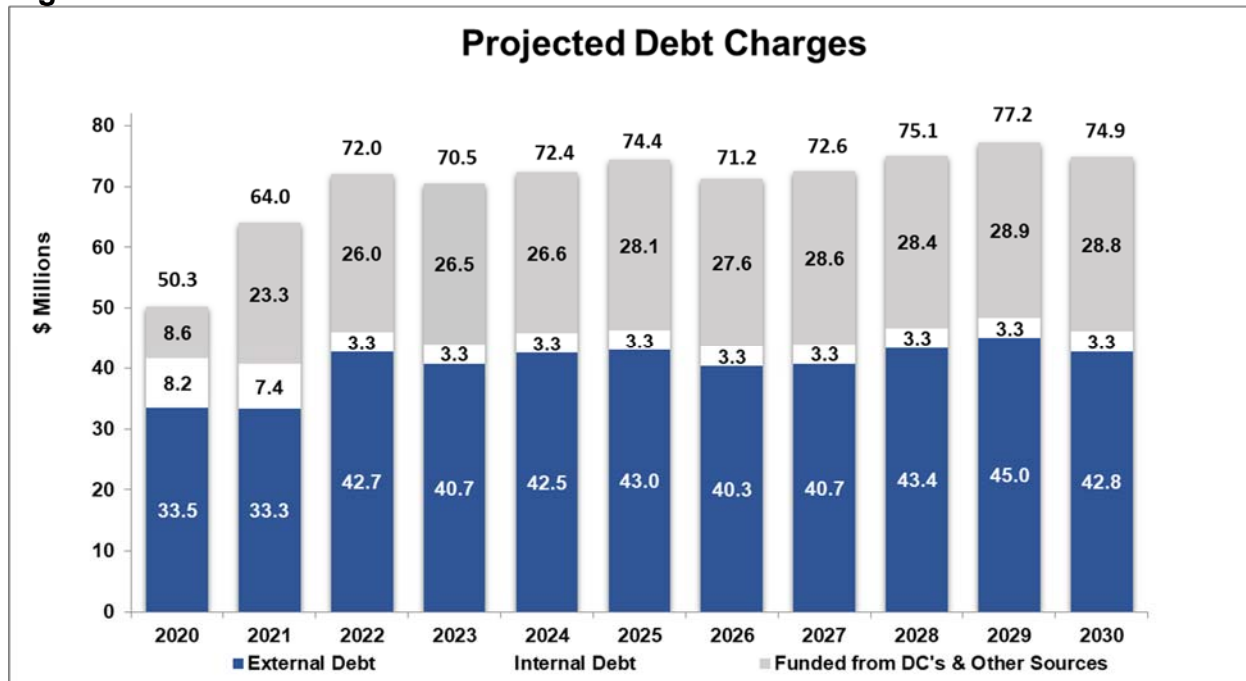


Figure 9 represents a 10-year forecast of total Debt for the City of Hamilton. That is debt associated with the Tax Supported Capital and the debt that funds a portion of the Rate Capital Budget (Water, Wastewater and Stormwater). The graph shows that a significant portion of total debt is comprised of debt for growth infrastructure. It includes

infrastructure such as the expansion of the wastewater plant (WWTP) of approximately \$296.3M, major sewer and water trunks and roads benefiting development. The WWTP expansion with construction forecasted in 2026 is projected to be 100% DC Debt funded. Staff monitor this forecast very closely and have managed to defer financing as development has lagged behind previous forecasts. Staff will continue to monitor the forecast and minimize any risks associated with growth revenues not being able to sustain the forecast debt levels.

Figure 9

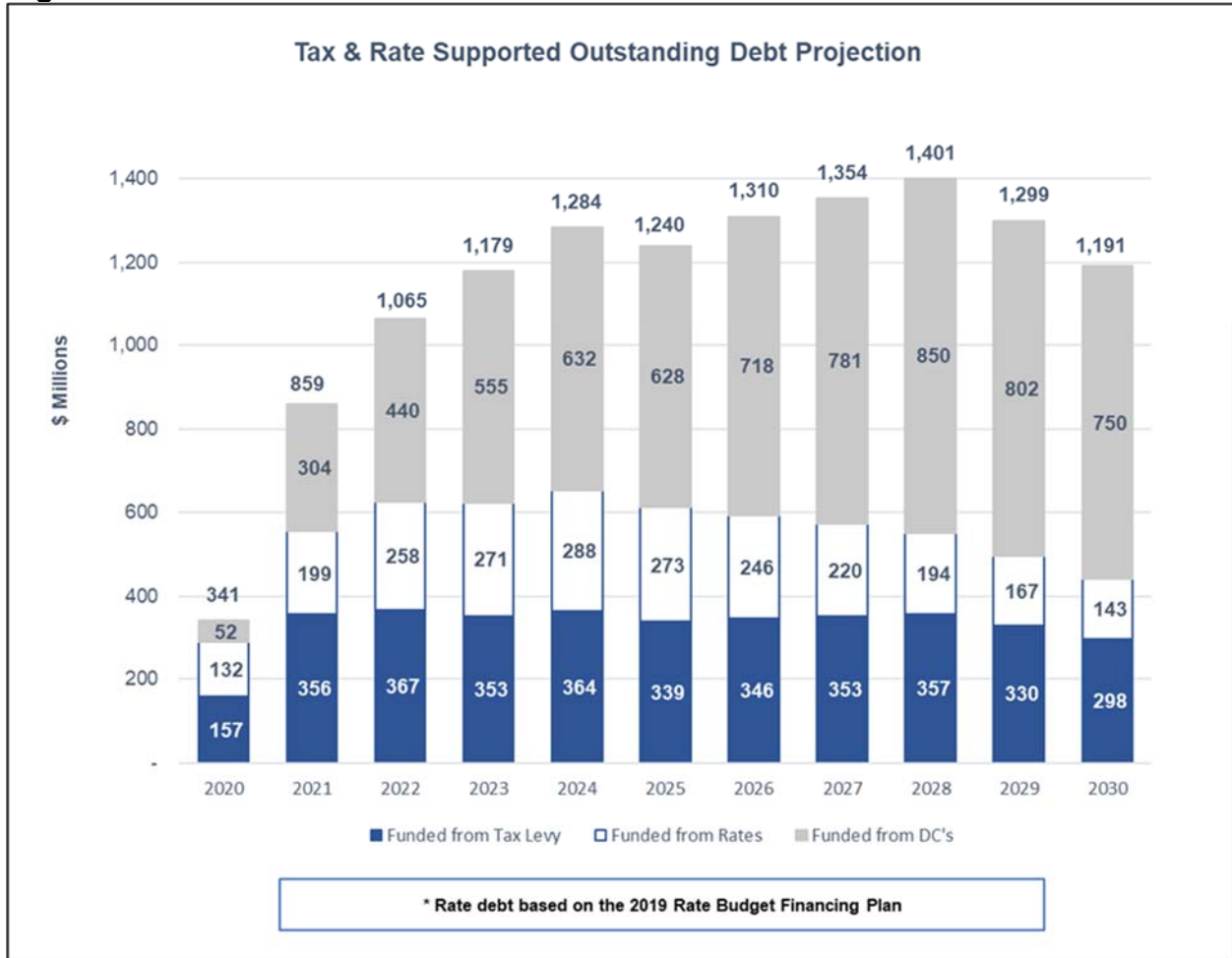


Figure 10 compares the total forecast City debt charges for the 10-year Capital Plan (rate and tax supported) against the Province’s 2020 debt repayment limit. The repayment limit is a calculation that takes into consideration the City’s ability to pay the debt charges from available revenues. While Figure 10 shows the City’s debt charges rising, staff will monitor the City’s ability to pay, especially as it pertains to DCs. Staff will minimize the risk associated with DC debt by ensuring that any growth-related debt principal and interest are forecasted to be covered by future growth projections.

Figure 10

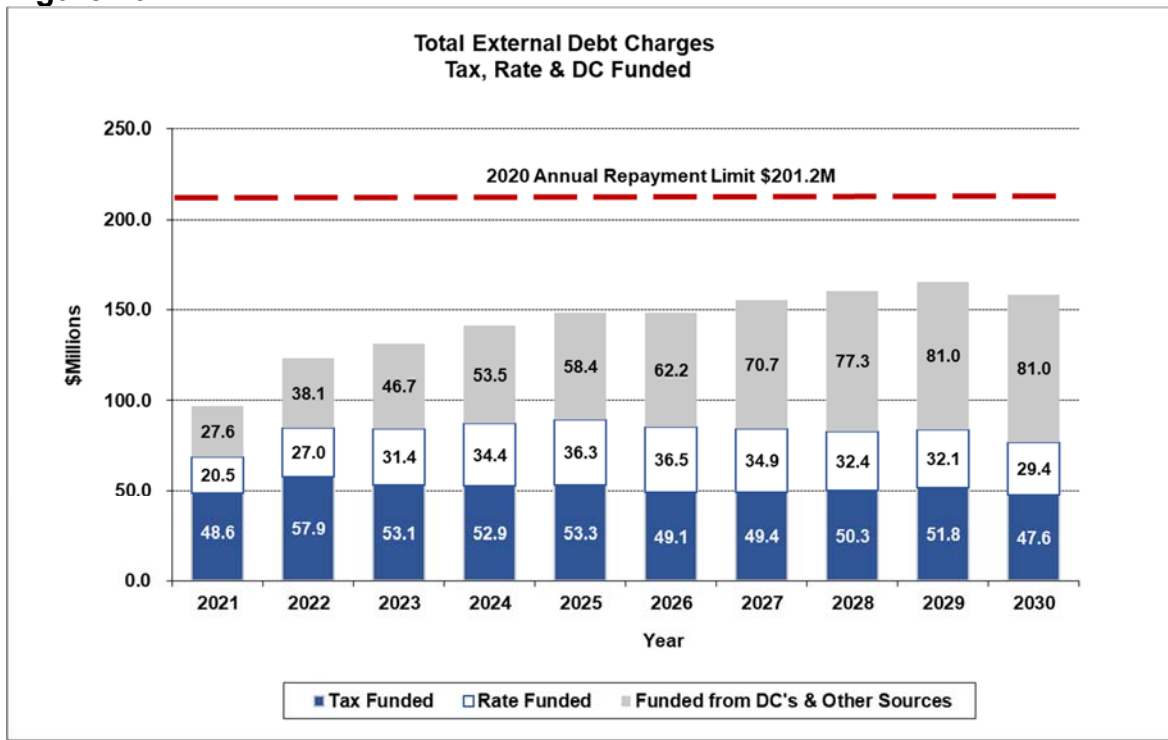


Chart A provides a comparison of the City of Hamilton’s debt levels to other municipalities. The debt data used in the comparisons is the same data used by the Province to calculate the municipalities Annual Repayment Limit (ARL) – percent of total debt charges to municipalities own revenues – which provides an indication of the municipalities’ ability to meet its financial obligations. The ARL allowed by the Province is debt charges up to a maximum of 25% of the municipalities own revenues. This would translate to support an outstanding debt amount of \$2.09B versus our current peak forecast of \$1.54B. Hamilton’s current debt is well below the allowable provincial limit.

Hamilton’s percent of debt charges to own revenues is 5.1% compared to the average of 6.8% for all municipalities included in the comparison. The ARL comparators range from 2.1% (City of Windsor) to 9.8% (Waterloo Region). It should be noted the debt obligations and the associated debt charges presented in the table include debt obligations pertaining to City Housing Hamilton. The City’s debt charges to own revenues in the peak debt forecast period would increase to approximately 9% in 2029.

Chart A Debt Comparators

Based on 2018 FIR's

	Hamilton	London	Windsor	Ottawa	Brantford	Halton Region	Essex Region	Waterloo Region	Waterloo	Niagara Region	St. Catharines	Toronto
Debt per capita (1)	\$ 847	\$ 800	\$ 349	\$ 2,435	\$ 851	\$ 522	\$ 1,064	\$ 1,148	\$ 1,584	\$ 756	\$ 1,721	\$ 2,298
Debt per household (1)	\$ 2,066	\$ 1,778	\$ 787	\$ 5,387	\$ 2,090	\$ 1,404	\$ 2,716	\$ 3,192	\$ 4,553	\$ 1,775	\$ 3,928	\$ 5,558
Credit Rating (2) (3)	AA+	Aaa	AA	AA	NR	AAA	NR	Aaa	NR	AA	NR	AA
Total Own Revenues (Net) (per ARL Calculation)	\$M 1,337.2	904.1	548.9	2,704.6	245.6	702.1	225.4	744.5	155.8	601.7	167.0	9,351.4
Total Debt & LT Liabilities (Incl. Housing)	\$M 484.9	314.4	78.2	2,275.0	87.0	304.7	95.7	690.3	60.8	357.0	128.5	6,793.3
% to own revenues	36.3%	34.8%	14.2%	84.1%	35.4%	43.4%	69.5%	92.7%	39.0%	59.3%	76.9%	72.6%
Total Debt Charges (Incl. Lease & LT Commitment Payments)	\$M 68.1	63.0	11.6	214.4	9.7	38.5	16.9	72.8	7.5	42.6	14.4	792.2
% to own revenues	5.1%	7.0%	2.1%	7.9%	4.0%	5.5%	7.5%	9.8%	4.8%	7.1%	8.6%	8.5%
Annual Repayment Limit (ARL) = 25% of Total Own Revenues above												

(1) Lower Tier Debt per Capita and Debt per household includes Upper Tier (Region) Debt

(2) NR = Lower Tier Municipality that is Not Rated

12.0 AREA RATING SPECIAL CAPITAL RE-INVESTMENT RESERVES

At the April 14, 2011 Council meeting, amendments to the Area Rating methodology, constituting an “Urban/Rural” model of Area Rating, were approved. As a result, a tax shift was initiated resulting in the establishment of eight reserves for the former City of Hamilton wards to address the infrastructure deficit within the respective wards. From 2014 to 2018 Wards 1 to 8 have been allocated \$1.68M annually to address ward specific infrastructure and capital needs.

In June 2016, the City of Hamilton began reviewing the existing Ward boundaries to ensure citizens were effectively represented due to population growth. Watson and Associates Economists Ltd. were hired as consultants for the Ward Boundary Review Report, which was approved through GIC 17-003 in February 2017. Three options were presented to the Ontario Municipal Board (OMB), with Option 2 being selected as the new Ward boundaries for the City of Hamilton in December 2017.

With the new Ward boundaries, the alignment of the City of Hamilton former Wards 1 to 8 no longer exists. Each Ward boundary has changed, impacting the allocation and equal distribution of the Area Rating Special Capital Re-Investment. Wards 9,10 and 14 boundaries now include a portion of the former City of Hamilton (Wards 1 to 8). To address these changes, Report FCS19006 was approved through Council on February 13, 2019 to reallocate the Area Rating Special Capital Re-Investment Reserve funding to the new Wards within the former City of Hamilton based on the percentage of assessment. Each Ward's allocation will be calculated as part of the annual tax levy by-law.

13.0 2021 - 2030 GROWTH / ASSESSMENT CAPITAL

Hamilton's proportion of residential to non-residential assessment is approximately 87.9% / 12.1% and is below the average of similar municipalities (GTA) that have a non-residential assessment of approximately 16.2% based on 2019 data. Commercial and industrial properties have a tax ratio higher than that of the residential class (2-4 times) and therefore growing the non-residential assessment base not only benefits the City in terms of financial sustainability but also in job creation, improved socio-economic conditions and provides the foundation for a community with a balanced live-work lifestyle.

Development Charges – Growth Planning and Financial Sustainability

As the City of Hamilton moves forward with its growth infrastructure plans, current policies must sustain the "Places to Grow" (PTG) growth patterns. The City's 2019 Development Charge (DC) By-law was based on 2006 Provincial forecasts which projected Hamilton's population to 660,000 by 2031.

In August 2020, the Province released Amendment 1 to A Place to Grow: the Growth Plan for the Greater Golden Horseshoe ("Growth Plan, 2019, as amended"). The Growth Plan, 2019, as amended, has extended the planning horizon to 2051, and identifies a 2051 population forecast of 820,000. In August 2020, the Province released a revised land needs assessment methodology to be used by all municipalities in allocating the 2051 employment and population forecasts based on the Growth Plan targets.

The City is in the process of completing the land needs assessment which will identify how population and employment growth to the year 2051 will be accommodated, and how much additional land may be required to be added to the urban boundary to accommodate the 2051 growth. Through the Growth-Related Integrated Development Strategy (GRIDS 2), the City will identify the preferred growth option to accommodate any additional land need. This preferred growth option will inform the infrastructure masterplan updates.

To date, the City is falling short of the 2006 PTG projections used in the 2019 DC Background Study. To illustrate, the 2006 PTG had forecast that the City's population would reach approximately 565,000 by 2016 (linear assumption based on 540,000 by 2011 and 590,000 by 2021), yet the 2016 census shows that the City's population had only reached 537,000 (547,000 if adjusted for the Statistics Canada under coverage estimate of 1.9%).

Since the City is not experiencing growth at the rate envisioned under the Places to Grow Provincial Targets, the City has not collected enough DC revenues to fund the infrastructure according to the timelines considered in the plans.

In order to balance the growth revenue shortfalls with infrastructure requirements, the City has prioritized its growth infrastructure in a "Staging of Development Report". The

Staging of Development Report is an important tool to guide growth in an orderly manner by balancing the infrastructure needs with the costs of extending or upsizing new servicing, co-ordinate growth infrastructure with development approvals and guides the pace of growth across the City. This program, which encompasses a financing strategy of limiting DC reserve exposure and debt financing of growth projects, will ensure that the City's overall DC reserve balance is sustainable and that growth projects proceed in a thought out and systematic order.

The growth shortfall is not the only challenge around the financing of growth infrastructure. The City's DC By-law provides for several Council directed exemptions. These exemptions, such as reduced non-residential rates and a reduction for properties located within the Downtown Hamilton Community Improvement Project Area, are provided with the goal of acting as development incentives. The amounts exempted must be recouped through the tax and rate budgets and current funding levels are not enough to cover all the exemptions.

The Province has also introduced legislation which provides for both a freezing of DC rates and statutory deferrals of DCs for specified forms of development. While the City will eventually receive the funds, these changes affect the City's cash flow and may result in a need to increase reliance on debt. Since the Provincial changes are new, the City does not yet have a robust forecast model to be able to quantify the cash flow impacts. Compounding this challenge, COVID-19 presents an unknown impact on achieving future development targets. In an abundance of caution, the City errs on the side of over forecasting DC debt issuances. Prior to issuing the debt, the DC reserve status is assessed and if the amounts can be cash funded at that time then no debt will be issued. This conservative process ensures that should debt be needed, the appropriate approvals are in place, and at the same time allows the City to avoid interest on approved, but unnecessary, debt should the cash inflows be sufficient to cover the growth projects.

Tables 19 and 20 illustrate the development shortfalls in residential and non-residential growth and City forecasts going forward.

Table 19
Development Forecast

Average Single Detached Unit Equivalent Construction, City Versus Provincial Forecast (Places to Grow)				
	2020	2021	2022-2031	Total 2022-2031
City (Staff Budget) ^[1]	1,800	1,800	1,800	18,000
Places To Grow (2006)	2,566	2,566	2,567	25,673
Shortfall	766	766	767	7,673
Average Square Footage Non-Residential Construction City versus Provincial Forecast (Places to Grow)				
	2020	2021	2022-2031	Total 2022-2031
City (Staff Budget) ^[1]	950,000	950,000	950,000	9,500,000
Places To Grow (2006)	2,048,700	2,048,700	2,048,700	20,487,000
Shortfall	1,098,700	1,098,700	1,098,700	10,987,000

[1] Note that staff budget figures may update annually based on available forecast data and reflect the constraints in place when planning future Capital requests

Table 20
City of Hamilton Development Activity

	Single-Detached Unit Equivalent	Non-Residential (Sq.Ft.)
2015	1,627	510,485
2016	1,739	647,904
2017	1,451	650,494
2018	1,678	895,212
2019	1,659	1,402,330
5-year Average	1,631	821,285
2020 Projection	1,800	950,000
2021 Projection	1,800	950,000
2022 Projection	1,800	950,000

Prior years Development Activity has been restated compared to previous communications to remove activity offset by demolitions as well as forms of development which do not trigger a development charge. The projections consider only net new development that will generate DC revenues.

Table 21 summarizes the Capital Projects included in the 2021 Tax and Rate Capital Budget that are required to service growth. Note that while underground servicing is typically required pre-growth, the soft services projects are typically not justifiable until most or all the anticipated growth has occurred.

Table 21
2021 Capital Budget Growth Capital

			DC Funding (\$000's)
Major 2021 DC Investments			
Tax	Transit	Transit Maintenance and Storage Facility (Cash Flow Project)	20,462
Rate	Wastewater	Airport Lands Dickenson Rd Trunk Sewer (WW-27, WW-26, WW-28) (CASH	20,300
Tax	Roads	East-West Road Corridor (Waterdown By-Pass) CASH FLOW	15,990
Rate	Water	Greenhill PS HD04B & HD05A Upgrades (W-28) (CASH FLOWED)	10,560
Rate	Wastewater	Battlefield Trunk Sewer Twinning (WW-33) (CASH FLOWED)	10,500
Tax	Police	Police Station 40 (New Division 4)	8,000
Tax	Recreation	Sir Wilfrid Laurier Gymnasium Addition.	6,775
Rate	Water	Airport Lands External Water Servicing (Feedemain) (W-27)	5,689
Rate	Wastewater	Woodward WWTP - Clean Harbour (CASH FLOWED)	5,480
Tax	Parkland	Confederation Park Redevelopment	5,313
Tax	Roads	Dickenson - Upper James to Glanaster (AEGD)	5,100
Rate	Storm	Storm Water Management Program	4,000
Rate	Wastewater	Gamer Road West - Raymond Road to Hwy 6 - CASH FLOW	4,000
Tax	Roads	RHBP - Nebo - Rymal to Twenty	3,952
Rate	Water	Binbrook Feedemain via Fletcher (W-30)	3,870
Tax	Fire	Waterdown New Station	3,724
Total Major DC Investments			133,715
Other 2021 DC Investments			
Rate		Water	4,795
Rate		Wastewater	3,583
Rate		Storm Water	4,185
Tax		Services Related to a Highway	4,218
Tax		Open Space Development	2,034
Tax		Recreation	1,149
Tax		Other	10,044
Total Other DC Investments			30,008
TOTAL TAX DC BUDGET			86,761
TOTAL RATE DC BUDGET			76,962
TOTAL ALL			163,723

The total amount of budgeted Development Charge revenue required for the 2021 Tax Capital Budget is \$87M and for the Rate Capital Budget is \$77M. Annual Development Charge revenues for 2021 are forecasted at approximately \$110M; inclusive of DC exemption funding. The 2020 year-end consolidated DC Reserves balance is forecasted at \$248M as illustrated in Table 24. To facilitate the growth, the City requires sizeable investment in up-front infrastructure and must incur considerable debt. The largest portion of this budget is in the Rate Supported Capital Program. This means that a significant part of the 2021 – 2030 growth program will be funded through debt and the debt charges repaid from future DC collections.

Of note, the City of Hamilton has a DC Funding Policy which requires that staff limit the amount of risk regarding the sustainability of the DC reserves. That is, growth projects will only be included in the proposed capital budget if the sustainability of the reserves is maintained. The impact of this policy is that some projects may be delayed when compared to their timing in the DC Background Study or infrastructure masterplans and debt financing may be required in order to maintain DC Reserve integrity. Staff will minimize the risk by ensuring that any growth-related debt principal and interest will be covered by anticipated future DC revenues.

DEVELOPMENT CHARGE RESERVES

The overall DC Reserves balance is forecasted to be \$248M at the end of 2020 as illustrated in Table 22. This balance reflects PSAB standards and does not account for the DC Project spending that has been approved but not yet incurred or DC funding that is planned to be debt funded but not yet issued. Of note is that a significant portion of the budgeted DC funding for the 2021 Capital Program is planned to be financed through debt.

Table 22
2020 DC Reserve Forecast

(\$000's)	Opening Balance	Collections*	Payments	Ending Balance
Water	39,047	11,735	(8,759)	42,022
Wastewater Plant	75,029	10,963	(554)	85,438
Wastewater Linear	17,708	12,662	(9,747)	20,624
Stormwater	31,143	38,269	(24,712)	44,699
Roads	17,546	10,469	(7,492)	20,523
Community Services	14,999	7,102	3,867	25,969
Planning-Development	(3,682)	907	(1,459)	(4,233)
Parks Development	2,771	12,629	(6,339)	9,062
Hamilton Emergency Services	2,697	2,579	(1,638)	3,638
Transit	(2,763)	4,352	(1,445)	144
Total	194,495	111,668	(58,277)	247,886

* includes funding for exemptions

Note that this table excludes developer recoveries which are included in the Development Charge totals in Table 21

Figure 11
2020 – 2030 Forecasted DC Approved Debt

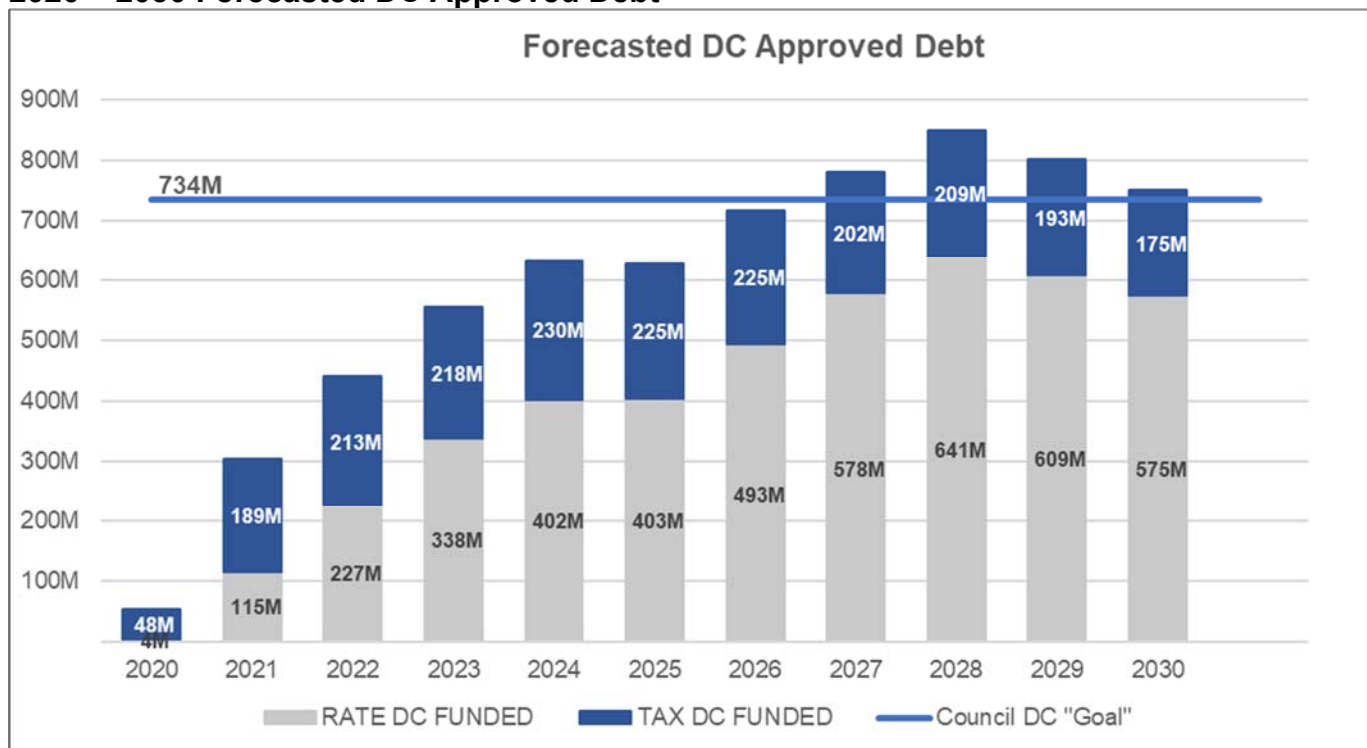


Figure 11 forecasts the City's DC Debt levels which rise significantly as major roads, wastewater plant expansion, linear water/wastewater major trunks are forecast to be built, financed by debt and paid by rising DC revenues. The debt forecast in the future assumes the current pace of growth and if the pace of growth increases then reliance on debt can decrease. The \$734M DC Debt Limit approved by Council is based on 25% of the total DC eligible costs per the Development Charges Background Study which currently forecasts to 2031 for roads and rate services. Given that the next DC background study will incorporate an additional 20 years of growth costs (to 2051) as staff will be examining the validity of this measure and considering alternatives.

14.0 RESERVES / RESERVE FUND FINANCING

The City's Performance Audit Report 2017-01 stated that "Hamilton's Reserve balances on a per capita basis were the second highest in the seven major Canadian Municipalities reviewed". Reserves are a key fiscal management tool used by most large Cities in Canada. Reserves are utilized to respond to uneven and unpredictable revenues and expenditures. Reserves allow for the accumulation of funds over time for future funding of large capital and other one-time expenditures. Unexpected one-time revenues such as grants or surpluses can also be set aside in reserves and used for a specified purpose or held to provide financial resiliency should unexpected events occur. The use of reserves can smooth tax and rate payers' burden, moderating tax and rate increases. Holding adequate reserves contributes to a City's sustainability as it

provides a measure of financial flexibility to react to unexpected budget shortfalls or significant unexpected issues or events. A planned approach to the use of reserves is considered good financial management.

Reserves provide flexibility against uncertainties, which inevitably arise in today's changing municipal environment, reducing the risk to taxpayers in the future. The City of Hamilton has reserves totalling approximately \$893M projected as at December 31, 2020 including all discretionary, obligatory and rate funded reserves. Table 25 illustrates the City's reserve history for the period 2017 – 2019 and reserve projections for 2020 to 2022.

An analysis of Table 25 highlights the following trends:

1. The City's Capital reserves, which fund the City's capital program, are expected to increase from \$418M in 2019 to a projected balance of \$531M in 2022. The increase is the result of anticipated DC collections exceeding capital financing requirements over the next two years. Initial indication is that the COVID-19 pandemic has not drastically affected growth in the short-term. Staff will continue to monitor for any declines in development over the next year and adjust growth related infrastructure forecasts accordingly.
2. Non-Tax Capital Reserves for the City of Hamilton decrease from \$476M in 2019 to a forecast of \$408M in 2022. The decrease in the reserves is due to the following:
 - There is a declining balance of the City's Rate Reserves due to required significant capital investments. Based on the funding commitments to date, this group of reserves is expected to reach a low of \$94M in 2021 from its 2019 balance of \$167M. These balances do not include the dedicated Wastewater Subsidy Reserve or the Meter Replacement Reserve. Available capacity in the City's Rate Reserves has been fully leveraged in the 2021 Rate Capital Budget with continued draws on reserves into 2025 until they reach minimum required balances.
 - The Subsidy Reserve (Provincial Contribution – WTP Upgrades) declines from \$48M in 2019 to a zero balance in 2022. This is due to the expenditure schedule of the Water Treatment Plant upgrades.
 - The Tax Stabilization Reserve has a forecasted balance of \$14.7M by 2022, well below its target balance of \$34.8M. This is a significant concern as the Reserve lacks a sustainable funding source to address one-time pilots and operating expenditures, which this Reserve had previously funded. Staff will have to look at options to address the funding shortfall in this Reserve that may include options such as: year-end surpluses, budgeted contribution to the Tax Stabilization Reserve, transfers from other reserves, changing practice of expenses funded from this Reserve, etc.

Table 25
City of Hamilton Reserves 2017 – 2022

(\$000's)	Actual Balances December 31			Projected Balances December 31		
	2017	2018	2019	2020	2021	2022
<u>CAPITAL RESERVES</u>						
DEVELOPMENT CHARGES	158,996	128,146	194,495	247,886	274,226	317,804
EQUIPMENT REPLACEMENT	16,009	17,484	10,722	8,337	8,178	3,752
VEHICLE REPLACEMENT	38,197	38,928	36,287	39,582	42,070	51,973
CAPITAL LEVY RESERVE-UNALLOCATED	25,828	39,400	35,617	34,113	35,695	36,962
CAPITAL RESERVES - ALLOCATED	20,860	16,905	20,175	22,104	32,430	43,746
GAS TAX RESERVES	38,611	44,937	64,545	25,911	27,822	30,140
PARKLAND RESERVES	35,235	42,763	56,154	41,282	38,346	47,267
OTHER OBLIGATORY	-	510	92	-	-	-
TOTAL CAPITAL RESERVES	333,735	329,073	418,087	419,215	458,767	531,644
<u>NON- TAX CAPITAL RESERVES</u>						
TAX STABILIZATION	37,508	25,082	21,756	16,254	14,402	14,703
WORKING FUND RESERVES	92,235	65,474	62,895	69,077	74,315	78,149
EMPLOYEE BENEFIT / ANCILLARY	97,214	98,996	102,111	107,324	108,585	109,862
BUILDING PERMIT STABILIZATION RESERVE	19,284	20,700	21,429	20,860	20,277	20,744
PROGRAM SPECIFIC RESERVES	109,127	102,793	101,206	88,518	85,096	87,600
RATE RESERVES	260,983	255,317	167,245	114,228	94,233	97,227
TOTAL NON- TAX CAPITAL RESERVES	616,351	568,362	476,642	416,261	396,908	408,285
TOTAL RESERVES BEFORE FUTURE FUND	950,086	897,435	894,729	835,476	855,675	939,929
<u>FUTURE FUND RESERVES</u>						
HAMILTON FUTURE FUND A	39,641	45,406	50,815	55,509	59,570	66,088
HAMILTON FUTURE FUND B	4,681	3,229	2,148	1,590	1,020	436
TOTAL FUTURE FUND RESERVES	44,322	48,635	52,963	57,099	60,590	66,524
TOTAL ALL RESERVES	994,408	946,070	947,692	892,575	916,265	1,006,453

*Note: Anomalies due to rounding

Reserve Funds have been established either through legislation or by Council to be used for specific future liabilities. The reserve amounts available to fund tax supported capital in future years will vary depending upon operating transfers, senior level government funding and the financing implications of large, multi-year capital projects. Staff will continually review existing reserve and reserve fund balances and make appropriate recommendations to Council during the annual capital budget process.

15.0 HAMILTON FUTURE FUNDS (HFF)

The funds received from Hamilton Utilities Corp. were initially segregated into two reserve accounts:

Hamilton Future Fund A	\$100,000,000
Hamilton Future Fund B	\$ 37,430,705

Council and the HFF Board have approved an internal loan from Fund A to the City in the total amount of \$100M whose disbursement is tied to annual planned waste management and roads expenditures. Refer to Table 26 for Fund A's five-year projected balances. Fund A was established as a permanent fund to be protected and invested for five years; thus, providing a permanent source of funding.

Table 26
Hamilton Future Fund A

(\$000's)	Actual		Projected									
	2019	2020	2021	2022	2023	2024	2025	2026	2027	2028	2029	2030
Opening Asset Value	45,406	50,815	56,509	61,570	68,088	73,397	78,866	84,499	90,301	96,277	102,432	108,772
Revenues												
Investment Income	1,142	1,467	1,619	1,771	2,043	2,202	2,366	2,535	2,709	2,888	3,073	3,263
Loan Repayments	8,440	8,227	7,442	4,747	3,267	3,267	3,267	3,267	3,267	3,267	3,267	3,267
Expenditures												
Capital Loan Advances	(173)											
Poverty Reduction (\$20M)	(4,000)	(4,000)	(4,000)									
Balance (Cash & Investments)	50,815	56,509	61,570	68,088	73,397	78,866	84,499	90,301	96,277	102,432	108,772	115,302
Outstanding Loans Receivable												
COH - to Fund Capital	33,962	26,830	20,147	15,937	12,648	9,859	7,651	5,738	4,043	2,567	1,362	653
Good Shepherd	540	360	180	-	-	-	-	-	-	-	-	-
Total Asset Value	85,317	83,699	81,897	84,025	86,045	88,725	92,150	96,039	100,320	104,999	110,134	115,955

16.0 CONCLUSION

The proposed 2021 Tax Supported Capital Budget and 2022-2030 Capital Forecast are a continuation of a solid long-term plan to maximize own source capital funding and take advantage of partnerships with senior levels of government (transit, housing, culture and recreation). Elements of this plan include the following:

1. It is recommended that the usual 0.5% Capital Levy increase for discretionary state-of-good-repair funding be deferred in 2021 to balance infrastructure needs and affordability. A 0.5% levy increase would amount to approximately \$4.5M in additional capital investment in 2021. The 2021 Capital Budget supports the deferral of this investment through additional contribution from the Federal Gas Tax Reserve, which has excess funding remaining from the one-time payment transfer in 2019.
2. The 2021 Capital Financing Plan was updated with new assumptions around the cost to borrow given recent changes in the investment market, cash flow assumptions required for debt servicing upcoming transit and affordable housing projects and leveraging of existing capacity from reserves to provide additional financing of \$12.3M in comparison to the previous Financing Plan.

3. The additional financing capacity created through the use of Federal Gas Reserve funds and assumption changes in the financing plan are utilized to maintain the planned increase in roads discretionary funding to a construction cost inflationary net block-funding level with a Council-endorsed emphasis on the rehabilitation of local roads.
4. An additional 0.18% Property Tax Increase (\$1.654M or \$6 annual property tax increase) to fund the debt charges associated with the City's share of the Investing in Canada Infrastructure Program (ICIP) – Transit Stream Capital Investments. The total cost of the ICIP – Transit Stream submissions for 2021 was \$191.2M with the City's share amounting to \$19.1M (debt repayment impact of \$1.654M).
5. An additional 0.22% Property Tax Increase (\$2.0M or \$7 annual property tax increase) to fund the increase in the recovery of exemptions of tax services provided through the City's Development Charge exemption programs.
6. Prioritize funding for assessment growth opportunities such as the West Harbour and Waterfront and Airport Employment Growth District.
7. Investment in strategic capital areas, including Transit, Affordable Housing, Waste Management, Park Development, and others.
8. Ensure that debt levels are sustainable. This can be accomplished by ensuring that the City has an efficient Works-In-Progress Capital turn-around process thereby freeing up funds that are not in use. The City's projected long-term budgeted tax supported debt levels top at \$788M in 2028. Debt sustainability can further be achieved by carefully examining each major project with a proper cost/benefit approach, deferring when necessary until debt capacity is freed-up.
9. Additional capacity for capital financing through updates to the Financing Plan, as well as additional funding from senior levels of government to address municipal infrastructure through the COVID-19 Resilience Infrastructure Stream, the City of Hamilton can make continued progress towards the infrastructure deficit in 2021 while managing tax affordability by deferring the annual 0.5% Capital Levy increase.

The City has a \$3.7B infrastructure deficit backlog through all program areas and an annual infrastructure deficit of approximately \$195M. The City cannot tackle this problem on its own and will require significant support from senior levels of government. To date, senior levels of government have provided funding support for Transit, Social Housing, Recreation and Culture, Long-Term Care and Water and Wastewater infrastructure for which there is great need at the municipal level. However, the City has significant deficiencies in its roads and facilities infrastructure. Senior levels of government support is lagging in these areas and the City must increase its own funding for capital rehabilitation in order to slow the deterioration of its infrastructure.

With the emergence of current and large budget deficits for the foreseeable future, the ability of senior levels of government to continue to significantly assist municipalities will be severely diminished. Therefore, the City must maximize its own source funding, keep improving relations with the senior levels of government for additional infrastructure repair subsidies and strategically direct these funds to priority programs.

2021 Capital Financing For Projects Included in Financing Plan

City of Hamilton
Tax Capital Budget
Approved 2021 Capital Budget Project List
(000's)

City Ward	Project Number	Project Description	Gross Costs	Grants And Subsidies	Other External Revenue	Dev Charges (* Debt)	Reserves	WIP Reserves	WIP Other / Other Internal	WIP Debt	Net Cost	Financing Sources				
												From Operating	Debt	Federal Gas Tax	Other: Reserves Future Fund Dividends	
City Manager																
City Manager																
City Wide	3381959501	Digital Office: Smart City and Digital Transformation Program	300	-	-	-	-	-	-	-	300	300	-	-	-	
City Wide	3381858502	Enhancing City of Hamilton App for citizen services	25	-	-	-	-	-	-	-	25	25	-	-	-	
City Wide	3381858503	Digital/Open Data Infrastructure	100	-	-	-	-	-	-	-	100	100	-	-	-	
City Manager Total:			425	-	-	-	-	-	-	-	425	425	-	-	-	
City Manager Total:			425	-	-	-	-	-	-	-	425	425	-	-	-	
Corporate Services																
Customer Service & POA																
City Wide	2052157002	Replacement of Integrated Court Offences Network and Collections Administration Management Software	100	-	-	-	-	-	100	-	-	-	-	-	-	
Customer Service & POA Total:			100	-	-	-	-	-	100	-	-	-	-	-	-	
Finance																
City Wide	2052180510	DC Exemptions Recovery	8,500	-	-	-	-	-	-	-	8,500	1,600	-	-	6,900	
City Wide	3382155301	2021 Development Charges' Bylaw Studies	900	-	-	810	-	-	-	-	90	90	-	-	-	
Finance Total:			9,400	-	-	810	-	-	-	-	8,590	1,690	-	-	6,900	
Information Technology (IT)																
City Wide	3501757702	Network Infrastructure Sustainability and Continuous Improvement	445	-	-	-	-	-	-	-	445	445	-	-	-	
City Wide	3502157102	Firewall Purchase	200	-	-	-	-	-	-	-	200	200	-	-	-	
City Wide	3501957909	IT Strategy - Strategic Theme Integrated & Connected	220	-	-	-	-	-	-	-	220	220	-	-	-	
City Wide	3502157210	PeopleSoft Finance Tools Upgrade	100	-	-	-	-	-	-	-	100	100	-	-	-	
City Wide	3502157211	PeopleSoft HRMS Tools Upgrade	183	-	-	-	-	-	-	-	183	183	-	-	-	
City Wide	3502157101	Next Generation 9-1-1 (nG 9-1-1)	6,000	-	-	-	-	-	-	-	6,000	6,000	-	-	-	
City Wide	3501957905	IT Strategy - Strategic Theme Enabling Our People	180	-	-	-	-	-	-	-	180	180	-	-	-	
City Wide	3501957906	IT Strategy - Strategic Theme IT Optimization	150	-	-	-	-	-	-	-	150	150	-	-	-	
City Wide	3502157202	IT Asset Management Program	150	-	-	-	-	-	-	-	150	150	-	-	-	
City Wide	3502157602	IT Security	192	-	-	-	-	-	-	-	192	192	-	-	-	
City Wide	3502157907	Business Systems and Services Continuity Plan	223	-	-	-	-	-	-	-	223	223	-	-	-	
City Wide	3502057203	Payment Card Systems Review	95	-	-	-	-	-	-	-	95	95	-	-	-	
Information Technology (IT) Total:			8,138	-	-	-	-	-	-	-	8,138	8,138	-	-	-	
Corporate Services Total:			17,638	-	-	810	-	-	100	-	16,728	9,828	-	-	6,900	
Council Initiatives																
Area Rating Special Capital Reinvestment																
14	3302109014	Ward 14 Capital Reinvestment	100	-	-	-	100	-	-	-	-	-	-	-	-	
1	3302109100	Ward 1 Capital Reinvestment	100	-	-	-	100	-	-	-	-	-	-	-	-	
2	3302109200	Ward 2 Capital Reinvestment	100	-	-	-	100	-	-	-	-	-	-	-	-	
3	3302109300	Ward 3 Capital Reinvestment	100	-	-	-	100	-	-	-	-	-	-	-	-	
4	3302109400	Ward 4 Capital Reinvestment	100	-	-	-	100	-	-	-	-	-	-	-	-	
5	3302109500	Ward 5 Capital Reinvestment	100	-	-	-	100	-	-	-	-	-	-	-	-	
6	3302109600	Ward 6 Capital Reinvestment	100	-	-	-	100	-	-	-	-	-	-	-	-	
7	3302109700	Ward 7 Capital Reinvestment	100	-	-	-	100	-	-	-	-	-	-	-	-	
8	3302109800	Ward 8 Capital Reinvestment	100	-	-	-	100	-	-	-	-	-	-	-	-	
Area Rating Special Capital Reinvestment Total:			900	-	-	-	900	-	-	-	-	-	-	-	-	

City of Hamilton
Tax Capital Budget
Approved 2021 Capital Budget Project List
(000's)

City Ward	Project Number	Project Description	Gross Costs	Grants And Subsidies	Other External Revenue	Dev Charges (* Debt)	Reserves	WIP Reserves	WIP Other / Other Internal	WIP Debt	Net Cost	Financing Sources				
												From Operating	Debt	Federal Gas Tax	Other: Reserves Future Fund Dividends	
Council Strategic Projects																
City Wide	2110953900	Randle Reef Rehabilitation Project	500	-	-	-	-	-	-	-	500	500	-	-	-	
City Wide	2112156401	Parkland Acquisition	1,500	-	-	-	-	-	-	-	1,500	1,500	-	-	-	
Council Strategic Projects Total:			2,000	-	-	-	-	-	-	-	2,000	2,000	-	-	-	
Council Initiatives Total:			2,900	-	-	-	900	-	-	-	2,000	2,000	-	-	-	
Healthy and Safe Communities																
Hamilton Fire Department																
City Wide	7402151100	Annual Equipment Replacement	1,199	-	-	-	1,199	-	-	-	-	-	-	-	-	
City Wide	7402151102	SCBA Complete Unit Replacement	5,440	-	-	-	-	-	-	-	5,440	5,440	-	-	-	
15	7401841801	Waterdown New Station	3,724	-	-	3,724	-	-	-	-	-	-	-	-	-	
Hamilton Fire Department Total:			10,363	-	-	3,724	1,199	-	-	-	5,440	5,440	-	-	-	
Hamilton Paramedic Service																
City Wide	7642151101	Annual Equipment Replacement	274	-	-	-	274	-	-	-	-	-	-	-	-	
City Wide	7642151102	Automated CPR Units	500	-	-	-	-	-	-	-	500	500	-	-	-	
City Wide	7642151100	Annual Vehicle Replacement	2,113	-	-	-	2,113	-	-	-	-	-	-	-	-	
Hamilton Paramedic Service Total:			2,887	-	-	-	2,387	-	-	-	500	500	-	-	-	
Healthy and Safe Communities- Other Divisions																
City Wide	6502141100	Human Services Integration - Continuous Improvement Projects	160	-	-	-	-	-	-	-	160	160	-	-	-	
Healthy and Safe Communities- Other Divisions Total:			160	-	-	-	-	-	-	-	160	160	-	-	-	
Housing Services																
City Wide	6731741609	Poverty Reduction Investment (PRI) - Affordable Rental Housing Construction	4,000	-	-	-	-	-	-	-	4,000	-	-	-	4,000	
City Wide	6731841610	Poverty Reduction Investment (PRI) - Indigenous Poverty Reduction	1,000	-	-	-	-	-	-	-	1,000	-	-	-	1,000	
City Wide	6731841611	Poverty Reduction Investment (PRI) - Social Housing Repairs & Renovations	2,000	-	-	-	-	-	-	-	2,000	-	-	-	2,000	
City Wide	6731941110	COCHI - Administration Yr 3	139	139	-	-	-	-	-	-	-	-	-	-	-	
City Wide	6731941112	COCHI - Rent Supplement Yr 3	1,776	1,776	-	-	-	-	-	-	-	-	-	-	-	
City Wide	6731941113	COCHI - Transitional Ops Yr 3	870	870	-	-	-	-	-	-	-	-	-	-	-	
City Wide	6731941120	OPHI - Administration Yr 3	186	186	-	-	-	-	-	-	-	-	-	-	-	
City Wide	6731941121	OPHI - Rental Housing Yr 3	1,572	1,572	-	-	-	-	-	-	-	-	-	-	-	
City Wide	6731941122	OPHI - Ontario Renovates Yr 3	1,253	1,253	-	-	-	-	-	-	-	-	-	-	-	
City Wide	6732041200	National Housing Strategy_CHH	17,000	7,000	-	-	-	-	-	-	10,000	-	10,000	-	-	
City Wide	6732141302	Social Housing Capital Repairs and Regeneration	500	-	-	-	-	-	-	-	500	500	-	-	-	
Housing Services Total:			30,296	12,796	-	-	-	-	-	-	17,500	500	10,000	-	7,000	
Healthy and Safe Communities Total:			43,706	12,796	-	3,724	3,586	-	-	-	23,600	6,600	10,000	-	7,000	
Outside Boards & Agencies																
CityHousing Hamilton																
City Wide	6182141602	City Housing Contribution	500	-	-	-	-	-	-	-	500	500	-	-	-	
CityHousing Hamilton Total:			500	-	-	-	-	-	-	-	500	500	-	-	-	
H.C.A. & Westfield Heritage Village																
City Wide	3802156100	Hamilton Conservation Authority Critical and Safety Projects	1,850	-	-	-	-	-	-	-	1,850	1,850	-	-	-	
City Wide	3802158902	Westfield Heritage Village - Critical and/or Safety Projects	150	-	-	-	-	-	-	-	150	150	-	-	-	
H.C.A. & Westfield Heritage Village Total:			2,000	-	-	-	-	-	-	-	2,000	2,000	-	-	-	
Hamilton Beach Rescue (HBRU)																

City of Hamilton
Tax Capital Budget
Approved 2021 Capital Budget Project List
(000's)

City Ward	Project Number	Project Description	Gross Costs	Grants And Subsidies	Other External Revenue	Dev Charges (* Debt)	Reserves	WIP Reserves	WIP Other / Other Internal	WIP Debt	Net Cost	Financing Sources				
												From Operating	Debt	Federal Gas Tax	Other: Reserves Future Fund Dividends	
City Wide	2862151700	HBRU Renovations & Equipment Purchases	70	-	-	-	70	-	-	-	-	-	-	-	-	-
Hamilton Beach Rescue (HBRU) Total:			70	-	-	-	70	-	-	-	-	-	-	-	-	-
Hamilton Public Library																
9	7501741601	Valley Park Library Expansion	1,000	-	-	1,000	-	-	-	-	-	-	-	-	-	-
Hamilton Public Library Total:			1,000	-	-	1,000	-	-	-	-	-	-	-	-	-	-
Police Services																
2, 5, 7	3761951812	Hamilton Police Stations- Roof Repairs and HVAC	200	-	-	-	-	-	-	-	200	200	-	-	-	-
City Wide	3762051007	Police Personal Issued Portable Radio Replacement	840	-	-	-	-	-	-	-	840	840	-	-	-	-
3, 4, 5, 9, 10	3762141101	Police Air-Cooled Chiller Replacement - East End	500	-	-	-	-	-	-	-	500	500	-	-	-	-
City Wide	3762151101	Police Glock Program	422	-	-	-	422	-	-	-	-	-	-	-	-	-
City Wide	3762151102	Ice Rescue Equipment	80	-	-	-	80	-	-	-	-	-	-	-	-	-
City Wide	3762151103	Mobile Command Centre	750	-	-	474	276	-	-	-	-	-	-	-	-	-
Police Services Total:			2,792	-	-	474	778	-	-	-	1,540	1,540	-	-	-	-
Outside Boards & Agencies Total:			6,362	-	-	1,474	848	-	-	-	4,040	4,040	-	-	-	-
Planning & Economic Development																
Commercial Districts and Small Business																
City Wide	8201703706	Community Downtowns and BIAs	224	-	-	-	-	-	-	-	224	224	-	-	-	-
City Wide	3621708002	Brownfield Development	401	-	-	-	-	-	-	-	401	401	-	-	-	-
City Wide	8201641800	Heritage Property Improvement Grants	135	-	-	-	-	-	-	-	135	135	-	-	-	-
City Wide	8201703100	Office Tenancy Assistance Program	55	-	-	-	-	-	-	-	55	55	-	-	-	-
2, 3, 4	8201703700	Barton/Kenilworth Commercial Corridor Building Improvement Grant Program	470	-	-	-	-	-	-	-	470	470	-	-	-	-
2, 3, 4	8201703701	Barton and Kenilworth Rebate of Planning and Building Fees	40	-	-	-	-	-	-	-	40	40	-	-	-	-
City Wide	8201703703	(BIA) Commercial Property Improvement Grant Program	417	-	-	-	-	-	-	-	417	417	-	-	-	-
City Wide	8201703704	Commercial Property Improvement Grant Program	468	-	-	-	-	-	-	-	468	468	-	-	-	-
Commercial Districts and Small Business Total:			2,210	-	-	-	-	-	-	-	2,210	2,210	-	-	-	-
Economic Development																
City Wide	3621708900	Economic Development Initiatives	2,000	-	-	-	-	-	-	-	2,000	2,000	-	-	-	-
City Wide	3621750301	Employment Land Banking (Interest)	900	-	-	-	900	-	-	-	-	-	-	-	-	-
Economic Development Total:			2,900	-	-	-	900	-	-	-	2,000	2,000	-	-	-	-
Growth Management																
City Wide	4142146100	City Share of Servicing Costs under Subdivision Agreements	3,000	-	-	3,000	-	-	-	-	-	-	-	-	-	-
Growth Management Total:			3,000	-	-	3,000	-	-	-	-	-	-	-	-	-	-
Parking Services																
City Wide	4902141210	Fence Repairs	100	-	-	-	100	-	-	-	-	-	-	-	-	-
City Wide	4902141201	Surface Lots and Garage Repairs and Improvements	300	25	-	-	275	-	-	-	-	-	-	-	-	-
City Wide	4902141203	Surface Lot Lighting Replacement	50	-	-	-	50	-	-	-	-	-	-	-	-	-
2	4901945900	Waterproof Convention Parking	1,000	670	-	-	330	-	-	-	-	-	-	-	-	-
City Wide	4901951900	Electric Charging Stations	452	200	-	-	236	-	16	-	-	-	-	-	-	-
City Wide	4902141202	York Parkade Fire Door and Window Replacement	100	-	-	-	100	-	-	-	-	-	-	-	-	-
City Wide	4902157201	Parking Meter Mechanism and Housing Replacement	200	-	-	-	200	-	-	-	-	-	-	-	-	-
City Wide	4902157202	Coin Sorter	25	-	-	-	25	-	-	-	-	-	-	-	-	-
Parking Services Total:			2,227	895	-	-	1,316	-	16	-	-	-	-	-	-	-
Planning Services																

City of Hamilton
Tax Capital Budget
Approved 2021 Capital Budget Project List
(000's)

City Ward	Project Number	Project Description	Gross Costs	Grants And Subsidies	Other External Revenue	Dev Charges (* Debt)	Reserves	WIP Reserves	WIP Other / Other Internal	WIP Debt	Net Cost	Financing Sources			
												From Operating	Debt	Federal Gas Tax	Other: Reserves Future Fund Dividends
City Wide	8121957900	3D Model Development	130	-	-	-	-	-	-	-	130	130	-	-	-
City Wide	8101655600	Comprehensive Zoning By-Law	925	-	-	416	-	-	-	-	509	509	-	-	-
Planning Services Total:			1,055	-	-	416	-	-	-	-	639	639	-	-	-
Tourism & Culture															
City Wide	7202058201	Monument Restoration	75	-	-	-	-	-	-	-	75	75	-	-	-
4	7202141105	Steam Museum Shed Restoration	220	-	-	-	-	-	-	-	220	220	-	-	-
12	7202141210	Ancaster Old Town Hall Exterior Restoration	150	-	-	-	-	-	-	-	150	150	-	-	-
1	7202141212	Dundurn Cockpit Restoration	130	-	-	-	-	-	-	-	130	130	-	-	-
5	7202141217	Veevers Estate Tenant Improvements	118	-	-	-	-	-	-	-	118	118	-	-	-
City Wide	7202158212	Heritage Site Documentation Study	120	-	-	-	-	-	-	-	120	120	-	-	-
City Wide	7202058202	Collections Management	169	-	-	-	-	-	-	-	169	169	-	-	-
City Wide	7202158210	Built Heritage Inventory	130	-	-	-	-	-	-	-	130	130	-	-	-
5	7102158210	Public Art-Hamilton the Electric City	225	-	25	-	200	-	-	-	-	-	-	-	-
1	7102158211	Public Art Locke Street Marker	100	-	-	-	-	-	100	-	-	-	-	-	-
12	7102158212	Ancaster Memorial Arts Centre Public Art	250	-	-	-	250	-	-	-	-	-	-	-	-
1	7202041200	Dundurn Interior Restoration	100	-	-	-	-	-	-	-	100	100	-	-	-
2	7202141106	Whitehern Interior Conservation	100	-	-	-	-	-	-	-	100	100	-	-	-
1	7202141213	Dundurn HVAC Replacement	190	-	-	-	-	-	-	-	190	190	-	-	-
2	7202141218	Whitehern Exterior Shutter Conservation	105	-	-	-	-	-	-	-	105	105	-	-	-
City Wide	7202158213	Museum Development	95	-	-	-	-	-	-	-	95	95	-	-	-
Tourism & Culture Total:			2,277	-	25	-	450	-	100	-	1,702	1,702	-	-	-
Planning & Economic Development Total:			13,669	895	25	3,416	2,666	-	116	-	6,551	6,551	-	-	-
Public Works Tax Funded															
Corporate Facilities															
City Wide	3541849003	Backflow Prevention for Various Facilities	291	-	-	-	-	-	41	-	250	250	-	-	-
10	3542141910	Stoney Creek City Hall -RCMP Lease Capital Replacement	610	-	-	-	610	-	-	-	-	-	-	-	-
	3542050001	EFFM Facility Yard Relocation	4,400	-	-	-	3,443	-	-	-	957	957	-	-	-
City Wide	3542141009	Program - Compliance Remediation	477	-	-	-	-	-	277	-	200	200	-	-	-
City Wide	3542141409	Program - Facilities Code & Legislative Compliance	200	-	-	-	-	-	-	-	200	200	-	-	-
City Wide	3542141412	Program - Roof Management	4,613	-	-	-	-	-	1,900	-	2,713	2,713	-	-	-
City Wide	3542141532	Program - Facility Capital Maintenance	450	-	-	-	-	-	200	-	250	250	-	-	-
City Wide	3542151001	Program - Mechanical Infrastructure Life-cycle Renewal	350	-	-	-	-	-	-	-	350	350	-	-	-
City Wide	3542151900	Program - Generator Compliance Testing and Upgrades	590	-	-	-	-	-	490	-	100	100	-	-	-
City Wide	3542155100	Program - Corporate Facilities Audit	452	-	-	-	-	-	302	-	150	150	-	-	-
City Wide	3542141013	Program - Firestations Facility Upgrade	996	-	-	-	-	-	826	-	170	170	-	-	-
City Wide	3542141010	Program - Facility Upgrades to Hamilton Public Libraries	266	-	-	-	-	-	66	-	200	200	-	-	-
Corporate Facilities Total:			13,695	-	-	-	4,053	-	4,102	-	5,540	5,540	-	-	-
Energy Initiatives															
2, 9	7902149101	Rec Heat Reclaim & Controls Project	125	-	-	-	125	-	-	-	-	-	-	-	-
Energy Initiatives Total:			125	-	-	-	125	-	-	-	-	-	-	-	-
Entertainment Facilities															
2	3722141805	Program HCC, FOCH & FOC Lifecycle Renewal	800	-	-	-	-	-	-	-	800	800	-	-	-
City Wide	3722141100	Tim Horton's Field Turf Replacement	1,000	-	-	-	-	-	1,000	-	-	-	-	-	-
Entertainment Facilities Total:			1,800	-	-	-	-	-	1,000	-	800	800	-	-	-

City of Hamilton
 Tax Capital Budget
 Approved 2021 Capital Budget Project List
 (000's)

City Ward	Project Number	Project Description	Gross Costs	Grants And Subsidies	Other External Revenue	Dev Charges (* Debt)	Reserves	WIP Reserves	WIP Other / Other Internal	WIP Debt	Net Cost	Financing Sources					
												From Operating	Debt	Federal Gas Tax	Other: Reserves Future Fund Dividends		
Fleet Services																	
1, 2, 5, 6, 11, 12, 15	4942151103	Fuel site Restoration	402	-	-	-	402	-	-	-	-	-	-	-	-	-	-
City Wide	4942151004	Street Sweeper Purchase	765	-	-	-	765	-	-	-	-	-	-	-	-	-	-
City Wide	4942151100	Fleet Vehicle&Equipment Replace Program	9,465	-	-	-	9,465	-	-	-	-	-	-	-	-	-	-
Fleet Services Total:			10,632	-	-	-	10,632	-	-	-	-	-	-	-	-	-	-
Forestry & Horticulture																	
City Wide	4452149101	Irrigation Upgrades	150	-	-	-	-	-	-	-	150	150	-	-	-	-	-
City Wide	4452141101	Tropical Green House Capital Maintenance	70	-	-	-	-	-	-	-	70	70	-	-	-	-	-
City Wide	4451153001	Emerald Ash Borer (EAB) Management Plan Council Cost (Option 3)	2,600	-	-	-	-	-	-	-	2,600	2,600	-	-	-	-	-
City Wide	4452153101	Tree Inventory	150	-	-	-	-	-	-	-	150	150	-	-	-	-	-
City Wide	4452153444	Tree Planting Program	1,345	-	-	-	-	-	150	-	1,195	1,195	-	-	-	-	-
Forestry & Horticulture Total:			4,315	-	-	-	-	-	150	-	4,165	4,165	-	-	-	-	-
Long Term Care Facilities																	
City Wide	6302141100	Macassa and Wentworth Lodges Roof	600	-	-	-	100	-	-	-	500	500	-	-	-	-	-
City Wide	6302141101	Program - ML & WL Facility Capital Maintenance	200	-	-	-	200	-	-	-	-	-	-	-	-	-	-
City Wide	6302141102	Macassa Lodge D-Wing	4,000	-	-	1,764	2,236	-	-	-	-	-	-	-	-	-	-
City Wide	6302151100	ML BAS Upgrade	287	-	-	-	287	-	-	-	-	-	-	-	-	-	-
City Wide	6302151101	Macassa Lodge Carpet Removal	250	-	-	-	250	-	-	-	-	-	-	-	-	-	-
1, 2, 3, 4, 5, 6, 7, 8, 9, 10, 11, 12, 13, 14, 15, City Wide	6302151102	Program - ML & WL Keyscan and Hardware	30	-	-	-	30	-	-	-	-	-	-	-	-	-	-
City Wide	6302151103	Program - ML & WL Equipment Life-cycle Renewal	100	-	-	-	100	-	-	-	-	-	-	-	-	-	-
Long Term Care Facilities Total:			5,467	-	-	1,764	3,203	-	-	-	500	500	-	-	-	-	-
O & M - Parks & Cemeteries																	
City Wide	4402053001	Cemetery Document Digitization	85	-	-	-	-	-	-	-	85	85	-	-	-	-	-
City Wide	4402149007	Cemetery Columbarium	70	-	-	-	70	-	-	-	-	-	-	-	-	-	-
City Wide	4402149009	Sport Lighting	40	-	-	-	-	-	-	-	40	40	-	-	-	-	-
City Wide	4402149100	Stair Replacement and Repair Program	100	-	-	-	-	-	-	-	100	100	-	-	-	-	-
City Wide	4402152600	Playground Lifecycle Replacement Program	350	-	-	-	100	-	-	-	250	250	-	-	-	-	-
City Wide	4402156001	Leash Free Dog Park Program	80	-	-	-	80	-	-	-	-	-	-	-	-	-	-
City Wide	4402145800	Urban Park Parking Lot Paving Program	48	-	-	-	-	-	-	-	48	48	-	-	-	-	-
City Wide	4402151001	Equipment Upgrades	25	-	-	-	-	-	-	-	25	25	-	-	-	-	-
City Wide	4402151601	Equipment Acquisition (DC) Program	247	-	-	222	-	-	-	-	25	25	-	-	-	-	-
City Wide	4402151700	Small Equipment Replacement (Reserve) Program	75	-	-	-	75	-	-	-	-	-	-	-	-	-	-
5	4402151903	Confederation Beach Park - Capital Maintenance Program	150	-	-	-	150	-	-	-	-	-	-	-	-	-	-
City Wide	4402149101	Park Pathway Resurfacing Program	215	-	-	-	-	-	-	-	215	215	-	-	-	-	-
City Wide	4402152100	CSA Safety Material Replacement Program	150	-	-	-	-	-	-	-	150	150	-	-	-	-	-
City Wide	4402111601	Cemetery Roads Rehabilitation Program	80	-	-	-	-	-	-	-	80	80	-	-	-	-	-
City Wide	4402149003	Backflow Prevention for Various Parks Facilities	540	-	-	-	-	-	-	-	540	540	-	-	-	-	-
City Wide	4402154699	Tennis and Multi-use Court Rehabilitation Program	120	-	-	-	-	-	-	-	120	120	-	-	-	-	-
O & M - Parks & Cemeteries Total:			2,375	-	-	222	475	-	-	-	1,678	1,678	-	-	-	-	-
Open Space Development																	
6, 9	4401056060	Open Space Replacement Strategy-East Mtn Trail Loop	372	-	-	17	-	-	-	-	355	355	-	-	-	-	-

City of Hamilton
Tax Capital Budget
Approved 2021 Capital Budget Project List
(000's)

City Ward	Project Number	Project Description	Gross Costs	Grants And Subsidies	Other External Revenue	Dev Charges (* Debt)	Reserves	WIP Reserves	WIP Other / Other Internal	WIP Debt	Net Cost	Financing Sources			
												From Operating	Debt	Federal Gas Tax	Other: Reserves Future Fund Dividends
	5	4401356801	Confederation Park Redevelopment	6,560	-	-	5,313	-	-	-	1,247	1,247	-	-	-
	4	4401956904	Andrew Warburton Memorial Park	1,400	-	-	-	1,200	-	-	200	200	-	-	-
	15	4401956906	Gatesbury Park	575	-	-	-	80	-	-	495	-	-	495	-
	8	4402056008	Southam Park Master Plan	60	-	-	-	-	-	-	60	60	-	-	-
	2	4402056918	Beasley Park Rehabilitation Phase 2 - Kelly Street Pedestrianization	210	-	-	-	-	-	-	210	-	-	210	-
City Wide		4402155600	Parks Testing and Reporting	80	-	-	-	-	-	33	47	47	-	-	-
	8	4402156002	Ryckman's Park Pathway	102	-	-	-	102	-	-	-	-	-	-	-
	11	4402156111	Lancaster Heights - Developer Build	675	-	-	499	-	-	121	55	55	-	-	-
	1	4402156117	Victoria Park Spray Pad Replacement	175	-	-	-	175	-	-	-	-	-	-	-
	4	4402156119	R.T. Steele Park	500	-	-	-	500	-	-	-	-	-	-	-
	10	4402156120	Cherry Beach Park	200	-	-	-	200	-	-	-	-	-	-	-
	12	4402156121	Tiffany Hills Park Pathway Connection to School	50	-	-	45	-	-	-	5	5	-	-	-
City Wide		4402156123	Citywide Park Master Plan	400	-	-	270	-	-	-	130	130	-	-	-
	6, 7	4402156124	Mountain Drive Park Redevelopment	100	-	-	-	100	-	-	-	-	-	-	-
	8	4402156125	William Connell Park - Entrance Improvement	75	-	-	-	-	-	-	75	75	-	-	-
	3	4401256520	Gage Park Redevelopment	155	-	-	-	-	-	-	155	-	-	155	-
City Wide		4401858800	Skatepark Facility - Recreation study implementation	240	-	-	216	-	-	-	24	24	-	-	-
	7	4401956929	HRTMP Initiative 7-1 - Limeridge Mall Hydro Corridor Trail	712	-	-	606	-	-	-	106	106	-	-	-
City Wide		4402156006	Rail Trail Improvements	298	-	-	-	-	-	-	298	298	-	-	-
City Wide		4402156104	Recreational Trails Master Plan study update	300	-	-	203	-	-	-	97	97	-	-	-
	4	4402156122	HRTMP Initiatives #4-4 and 5-6 - Hydro Corridor: Barton Street to Greenhill Avenue	209	-	-	178	-	-	-	31	31	-	-	-
Open Space Development Total:			13,448	-	-	7,347	2,357	-	154	-	3,590	2,730	-	860	-
Recreation Facilities															
City Wide		7102154536	Program - Arena Retrofits	377	-	-	-	-	-	277	100	100	-	-	-
	5	7102054002	Confederation Park Sports Park Buildings	556	-	-	500	-	-	-	56	56	-	-	-
	9	7101754706	Valley Park Community Centre Fit-up	444	-	-	360	-	-	-	84	84	-	-	-
City Wide		7102151001	Program - Mechanical Infrastructure Life-cycle renewal	275	-	-	-	-	-	-	275	-	-	275	-
City Wide		7102154702	Program - Facility Capital Maintenance	391	-	-	-	-	-	116	275	275	-	-	-
City Wide		7102155101	Program - Recreation Facilities Audit	112	-	-	-	-	-	39	73	73	-	-	-
City Wide		7102154105	Program - Park & Fieldhouse Retrofits	464	-	-	-	-	-	344	120	120	-	-	-
City Wide		7102145215	Program - Parking Lot Management	100	-	-	-	-	-	-	100	100	-	-	-
City Wide		7102154508	Public Use Feasibility Needs & Study	295	-	-	265	-	-	-	30	30	-	-	-
	4	7101558501	Parkdale Outdoor Pool Redevelopment & Expansion	222	-	-	24	-	-	-	198	198	-	-	-
	5	7101754805	Sir Wilfrid Laurier Gymnasium Addition.	6,775	-	-	6,775	-	-	-	-	-	-	-	-
City Wide		7102141706	Program - Recreation Centre Retrofits	300	-	-	-	-	-	200	100	-	-	100	-
City Wide		7102154216	Program - Roof Management	4,904	-	-	-	-	-	1,735	3,169	1,788	-	1,381	-
City Wide		7102154703	Program - Senior Centre Retrofits	95	-	-	-	-	-	95	-	-	-	-	-
Recreation Facilities Total:			15,311	-	-	7,924	-	-	2,806	-	4,581	2,824	-	1,756	-
Roads															
<u>Asset Preservation</u>															
	2	4031919119	Sheaffe / Park / Mulberry (Central Neighbourhood (North))	700	-	-	-	-	-	200	500	117	-	383	-
<u>Asset Preservation Total:</u>			<u>700</u>	<u>-</u>	<u>-</u>	<u>-</u>	<u>-</u>	<u>-</u>	<u>-</u>	<u>200</u>	<u>500</u>	<u>117</u>	<u>-</u>	<u>383</u>	<u>-</u>
<u>Bridges & Structures</u>															

City of Hamilton
Tax Capital Budget
Approved 2021 Capital Budget Project List
(000's)

City Ward	Project Number	Project Description	Gross Costs	Grants And Subsidies	Other External Revenue	Dev Charges (* Debt)	Reserves	WIP Reserves	WIP Other / Other Internal	WIP Debt	Net Cost	Financing Sources				
												From Operating	Debt	Federal Gas Tax	Other: Reserves Future Fund Dividends	
	13	4031618090	Bridge 090 - McMurray St, 100m s/o of Hatt St	400	-	-	-	-	-	-	400	-	-	400	-	
	9	4031818366	Bridge 366 - Mud St W, 320m e/o Paramount Dr	600	-	-	-	-	-	-	600	-	-	600	-	
	5	4031818407	Bridge 407 - Queenston Rd, 320m e/o Lake Ave	300	-	-	-	-	-	-	300	-	-	300	-	
	11	4031818437	Bridge 437 - Miles Rd, 610m s/o Dickenson Rd E	720	-	-	-	-	-	-	720	-	-	720	-	
	12	4032018019	Bridge 019 - Norman Rd, 555m e/o Sager Rd	150	-	-	-	-	-	-	150	-	-	150	-	
	13	4032018248	Bridge 248 - King St W, 145m w/o Bond to Woodleys Lane	3,500	-	-	-	-	-	-	3,500	-	-	3,500	-	
	12	4032018372	Bridge 372 - Wilson St E, 1700m e/o Rousseaux St (south side original culvert)	150	-	-	-	-	-	-	150	-	-	150	-	
	11	4032018414	Bridge 414 - Miles Road, 130m s/o Dickenson Rd E	470	-	-	-	-	-	-	470	-	-	470	-	
	2, 8	4032117144	Claremont Access - Steel Facing Walls 1 & 2 Removal	150	-	-	-	-	-	-	150	150	-	-	-	
City Wide		4032118216	Bridge and Culvert Maintenance - T.O.M.	150	-	-	-	-	-	-	150	150	-	-	-	
City Wide		4032118217	Bridge and Culvert Major Maintenance - Engineering Services	2,800	-	-	-	-	-	-	2,800	2,800	-	-	-	
	13	4032118279	Bridge 279 - Safari, 50m east of Cooper	150	-	-	-	-	-	-	150	-	-	150	-	
	1	4032118282	Bridge 282 - Longwood over Hwy 403	1,500	-	-	-	-	-	-	1,500	-	-	1,500	-	
	3	4032118329	Bridge 329 - Burlington St E over Wilcox St	150	-	-	-	-	-	-	150	150	-	-	-	
City Wide		4032155145	Escarpment Erosion Study	350	-	-	-	-	-	-	350	-	-	350	-	
City Wide		4042110004	Escarpment Slope & Appurtenance Stabilization Program	1,300	-	-	-	-	-	-	1,300	-	-	1,300	-	
City Wide		4042110417	Retaining Wall Rehabilitation Program	1,454	-	-	-	-	-	-	1,454	-	-	1,454	-	
<u>Bridges & Structures Total:</u>			14,294	-	-	-	-	-	-	-	14,294	3,250	-	11,044	-	
<u>Computer Technology</u>																
City Wide		4031957944	PW Asset Management (PW-AM) System Implementation - CASH FLOW	1,310	-	-	-	-	-	-	1,310	1,310	-	-	-	
<u>Computer Technology Total:</u>			1,310	-	-	-	-	-	-	-	1,310	1,310	-	-	-	
<u>Council Priority</u>																
	1	4031911601	Council Priority - Ward 1 Minor Rehabilitation	180	-	-	-	-	-	-	180	180	-	-	-	
	2	4031911602	Council Priority - Ward 2 Minor Rehabilitation	180	-	-	-	-	-	-	180	180	-	-	-	
	3	4031911603	Council Priority - Ward 3 Minor Rehabilitation	180	-	-	-	-	-	-	180	180	-	-	-	
	4	4031911604	Council Priority - Ward 4 Minor Rehabilitation	180	-	-	-	-	-	-	180	180	-	-	-	
	5	4031911605	Council Priority - Ward 5 Minor Rehabilitation	180	-	-	-	-	-	-	180	180	-	-	-	
	6	4031911606	Council Priority - Ward 6 Minor Rehabilitation	180	-	-	-	-	-	-	180	180	-	-	-	
	7	4031911607	Council Priority - Ward 7 Minor Rehabilitation	180	-	-	-	-	-	-	180	180	-	-	-	
	8	4031911608	Council Priority - Ward 8 Minor Rehabilitation	180	-	-	-	-	-	-	180	180	-	-	-	
	9	4031911609	Council Priority - Ward 9 Minor Rehabilitation	180	-	-	-	-	-	-	180	180	-	-	-	
	10	4031911610	Council Priority - Ward 10 Minor Rehabilitation	180	-	-	-	-	-	-	180	180	-	-	-	
	11	4031911611	Council Priority - Ward 11 Minor Rehabilitation	180	-	-	-	-	-	-	180	180	-	-	-	
	12	4031911612	Council Priority - Ward 12 Minor Rehabilitation	180	-	-	-	-	-	-	180	180	-	-	-	
	13	4031911613	Council Priority - Ward 13 Minor Rehabilitation	180	-	-	-	-	-	-	180	180	-	-	-	
	14	4031911614	Council Priority - Ward 14 Minor Rehabilitation	180	-	-	-	-	-	-	180	180	-	-	-	
	15	4031911615	Council Priority - Ward 15 Minor Rehabilitation	180	-	-	-	-	-	-	180	180	-	-	-	
	4	4031919115	Delena / Beland / Dunsmore	2,350	-	-	-	1,000	-	930	420	-	-	420	-	
	5	4032119106	Kelvin - Old Orchard to south end	150	-	-	-	-	-	-	150	-	-	150	-	
	5	4242109501	A/R - Albright - Quigley to 190nm w/o Nicklaus	300	-	-	-	300	-	-	-	-	-	-	-	
	5	4242109502	A/R - Greenford - Queenston to south end	300	-	-	-	300	-	-	-	-	-	-	-	
	6	4242109601	A/R - East 43rd - Fennell to Queensdale	600	-	-	-	600	-	-	-	-	-	-	-	
	6	4242109602	A/R - Carson / Landron	1,020	-	-	-	1,020	-	-	-	-	-	-	-	

City of Hamilton
Tax Capital Budget
Approved 2021 Capital Budget Project List
(000's)

City Ward	Project Number	Project Description	Gross Costs	Grants And Subsidies	Other External Revenue	Dev Charges (* Debt)	Reserves	WIP Reserves	WIP Other / Internal	WIP Debt	Net Cost	Financing Sources				
												From Operating	Debt	Federal Gas Tax	Other: Reserves Future Fund Dividends	
8	4242109801	A/R - Inverness & Arcade (within Southam Neighbourhood)	500	-	-	-	500	-	-	-	-	-	-	-	-	-
8	4242109802	A/R - Monarch & West 2nd (within Bonnington Neighbourhood)	750	-	-	-	750	-	-	-	-	-	-	-	-	-
<i>Council Priority Total:</i>			8,670	-	-	-	4,470	-	930	-	3,270	2,700	-	570	-	-
<i>Development Engineering</i>																
15	4031380390	East-West Road Corridor (Waterdown By-Pass) CASH FLOW	16,830	-	-	15,990	-	-	-	-	840	840	-	-	-	-
6, 11	4031580584	RHBP - Nebo - Rymal to Twenty	4,650	-	-	3,952	-	-	-	-	698	698	-	-	-	-
9	4031580589	Rymal - Fletcher to Upper Centennial	500	-	-	426	-	-	-	-	74	74	-	-	-	-
7, 8	4032080288	Upper Wellington - Stone Church to Limeridge	150	-	-	90	-	-	-	-	60	60	-	-	-	-
11	4032155180	Airport Road Class EA - Upper James to Glanaster Road	690	-	-	420	-	-	-	-	270	270	-	-	-	-
11	4032180184	Dickenson - Upper James to Glanaster (AEGD)	6,000	-	-	5,100	-	-	-	-	900	900	-	-	-	-
12	4032180185	Southcote Class EA - Book to Garner	690	-	-	587	-	-	-	-	103	103	-	-	-	-
12	4032180188	Trinity Road South - Cormorant Road to approximately 200m southerly	250	-	-	-	-	-	-	-	250	-	-	250	-	-
City Wide	4032180582	Development Road Urbanization	500	-	-	476	-	-	-	-	24	24	-	-	-	-
<i>Development Engineering Total:</i>			30,260	-	-	27,041	-	-	-	-	3,219	2,969	-	250	-	-
<i>Distribution (Water)</i>																
City Wide	4032162073	Field Data Systems Program	110	-	-	-	-	-	-	-	110	110	-	-	-	-
<i>Distribution (Water) Total:</i>			110	-	-	-	-	-	-	-	110	110	-	-	-	-
<i>Other</i>																
City Wide	4032101099	Engineering Services Staffing Costs - Road	5,570	-	-	-	-	-	-	-	5,570	5,570	-	-	-	-
City Wide	4032158001	Consultation and Accommodation	30	-	-	-	-	-	-	-	30	30	-	-	-	-
<i>Other Total:</i>			5,600	-	-	-	-	-	-	-	5,600	5,600	-	-	-	-
<i>Parking Lot</i>																
6	4662141105	Repaving of 1375 Upper Ottawa rear lot	100	-	-	-	-	-	-	-	100	100	-	-	-	-
<i>Parking Lot Total:</i>			100	-	-	-	-	-	-	-	100	100	-	-	-	-
<i>Replacement Program</i>																
2	4031911028	Strachan - James to east end	1,030	-	-	-	-	-	430	-	600	-	-	600	-	-
4	4031919110	Barton - Parkdale to Talbot	3,780	-	-	-	-	-	1,700	-	2,080	-	-	2,080	-	-
1	4032019103	Marion - Longwood to Dromore	150	-	-	-	-	-	-	-	150	-	-	150	-	-
13	4032019105	Glenmorris / Underhill / Sleepy Hollow / Wilmar (York Heights / Hunter NBHD)	150	-	-	-	-	-	-	-	150	-	-	150	-	-
City Wide	4032110006	Minor Construction Program	270	-	-	-	-	-	-	-	270	270	-	-	-	-
City Wide	4032111225	Geotechnical Investigation Program	720	-	-	-	-	-	-	-	720	720	-	-	-	-
City Wide	4032114405	Contaminated Soil & Rock Disposal Program	250	-	-	-	-	-	-	-	250	-	-	250	-	-
10	4032119102	Arvin - Dosco to Jones	150	-	-	-	-	-	-	-	150	-	-	150	-	-
13	4032119104	Hatt & Bond - King to Market	150	-	-	-	-	-	-	-	150	-	-	150	-	-
4	4032119105	Barton - Ottawa to Kenilworth	150	-	-	-	-	-	-	-	150	-	-	150	-	-
6	4032119108	Concession / Mountain Brow - Upper Gage to Oakcrest	150	-	-	-	-	-	-	-	150	-	-	150	-	-
14	4032119109	Scenic - Mohawk to Chateau Crt	150	-	-	-	-	-	-	-	150	-	-	150	-	-
13	4032119111	Highway 8 - Bond to Woodleys Lane	1,800	-	-	-	-	-	830	-	970	-	-	970	-	-
4	4032119112	Strathearne - Main to Britannia	150	-	-	-	-	-	-	-	150	-	-	150	-	-
10	4032119114	Pinelands / Teal / Garden / Community / Greensfield	150	-	-	-	-	-	-	-	150	-	-	150	-	-
4	4032119115	Strathearne - Brampton to gate at north end	150	-	-	-	-	-	-	-	150	-	-	150	-	-
3	4032119122	Barton - Sherman to Ottawa	150	-	-	-	-	-	-	-	150	-	-	150	-	-
City Wide	4032149555	QA-QC Service Contract Program	150	-	-	-	-	-	-	-	150	150	-	-	-	-

City of Hamilton
Tax Capital Budget
Approved 2021 Capital Budget Project List
(000's)

City Ward	Project Number	Project Description	Gross Costs	Grants And Subsidies	Other External Revenue	Dev Charges (* Debt)	Reserves	WIP Reserves	WIP Other / Other Internal	WIP Debt	Net Cost	Financing Sources			
												From Operating	Debt	Federal Gas Tax	Other: Reserves Future Fund Dividends
<i>Replacement Program Total:</i>			9,650	-	-	-	-	-	2,960	-	6,690	1,140	-	5,550	-
<i>Retaining Wall</i>															
10	4032011024	Fifty Road Escarpment Access - Retaining Walls	150	-	-	-	-	-	-	-	150	-	-	150	-
13	4032110011	Highway 8 Escarpment Access Retaining Wall Replacements (Dundas) - Woodlevs Lane to Bridae 248	1,500	-	-	-	-	-	-	-	1,500	-	-	1,500	-
<i>Retaining Wall Total:</i>			1,650	-	-	-	-	-	-	-	1,650	-	-	1,650	-
<i>Road OPS Growth</i>															
City Wide	4032121350	Fleet Additions - Roads O&M	500	-	-	129	-	-	-	-	371	371	-	-	-
<i>Road OPS Growth Total:</i>			500	-	-	129	-	-	-	-	371	371	-	-	-
<i>Rural Rehabilitation Program</i>															
13	4032111021	Brock - Concession 4 W to Safari	3,800	-	-	-	-	-	-	-	3,800	-	-	3,800	-
12	4032111024	Southcote - Book to Garner	830	-	-	-	-	-	-	-	830	-	-	830	-
City Wide	4032117677	Pavement Preventative Maintenance Program	2,000	-	-	-	-	-	560	-	1,440	600	-	-	840
<i>Rural Rehabilitation Program Total:</i>			6,630	-	-	-	-	-	560	-	6,070	600	-	4,630	840
<i>Sidewalks</i>															
City Wide	4032111222	New Sidewalk Program	450	-	-	428	-	-	-	-	22	22	-	-	-
<i>Sidewalks Total:</i>			450	-	-	428	-	-	-	-	22	22	-	-	-
<i>Street Lights</i>															
13	4662110018	Cootes Drive: Spencer Creek to East St N / Dundas St - Street Lighting System Rehabilitation	280	-	-	-	-	-	-	-	280	280	-	-	-
<i>Street Lights Total:</i>			280	-	-	-	-	-	-	-	280	280	-	-	-
<i>Technical Studies & Reporting</i>															
City Wide	4031955916	Complete Liveable Better Streets Manual	50	-	-	-	-	-	-	-	50	50	-	-	-
City Wide	4032055588	O.Reg. 588/17 Compliance - Asset Management Plan Development	50	-	-	-	-	-	-	-	50	50	-	-	-
City Wide	4032118218	OSIM Bridge and Culvert Inspections	310	-	-	-	-	-	-	-	310	310	-	-	-
City Wide	4032118219	Structural Investigations and Reports	360	-	-	-	-	-	-	-	360	360	-	-	-
11	4032155140	Dickenson EA - Upper James to Upper Centennial	450	-	-	270	-	-	-	-	180	180	-	-	-
8	4032155141	West 5th EA - Rymal to Stone Church (SMA)	250	-	-	150	-	-	-	-	100	100	-	-	-
City Wide	4032155522	State of the Infrastructure - Asset Management	50	-	-	-	-	-	-	-	50	50	-	-	-
City Wide	4032155556	Mapping Update Program	40	-	-	-	-	-	-	-	40	40	-	-	-
City Wide	4032155744	TMP Modelling & Monitoring	50	-	-	-	-	-	-	-	50	50	-	-	-
12	4032180180	Smith Rd Class EA - (Garner to Dickenson Extension)	690	-	-	590	-	-	-	-	100	100	-	-	-
<i>Technical Studies & Reporting Total:</i>			2,300	-	-	1,010	-	-	-	-	1,290	1,290	-	-	-
<i>Traffic - APS</i>															
City Wide	4662120531	APS - Accessible Pedestrian Signals	100	-	-	-	-	-	-	-	100	100	-	-	-
<i>Traffic - APS Total:</i>			100	-	-	-	-	-	-	-	100	100	-	-	-
<i>Traffic - Pedestrian Signals</i>															
3	4662120526	New Intersection Pedestrian Signal (IPS) - Barton St and Milton Ave	170	-	-	-	-	-	-	-	170	170	-	-	-
3	4662120527	New Intersection Pedestrian Signal (IPS) - Sherman Ave and Dunsmore Road	170	-	-	-	-	-	-	-	170	170	-	-	-
3	4662120528	New Intersection Pedestrian Signal (IPS) - Wentworth & King William (near Cathedral High School)	170	-	-	-	-	-	-	-	170	170	-	-	-
8	4662120529	Upper James - Pedestrian Improvements	600	-	-	-	-	-	-	-	600	-	-	-	600
<i>Traffic - Pedestrian Signals Total:</i>			1,110	-	-	-	-	-	-	-	1,110	510	-	-	600
<i>Traffic Operations</i>															

City of Hamilton
Tax Capital Budget
Approved 2021 Capital Budget Project List
(000's)

City Ward	Project Number	Project Description	Gross Costs	Grants And Subsidies	Other External Revenue	Dev Charges (* Debt)	Reserves	WIP Reserves	WIP Other / Other Internal	WIP Debt	Net Cost	Financing Sources				
												From Operating	Debt	Federal Gas Tax	Other: Reserves Future Fund Dividends	
City Wide	4031710715	Railway Crossings Upgrades	500	-	-	-	-	-	-	-	500	-	-	500	-	
City Wide	4661920930	Neighbourhood Speed Reduction Initiative	450	-	-	-	-	-	-	-	450	-	-	-	450	
City Wide	4662110012	Railway Roadway Crossings Rehabilitation Program	150	-	-	-	-	-	-	-	150	150	-	-	-	
City Wide	4662115820	Traffic Counts Program	300	-	-	-	-	-	180	-	120	120	-	-	-	
City Wide	4662116102	Traffic Calming	300	-	-	-	-	-	-	-	300	300	-	-	-	
City Wide	4662120019	Traffic Controller Replacement Program	200	-	-	-	-	-	-	-	200	200	-	-	-	
3	4662120132	Wentworth St Modifications	100	-	-	-	-	-	-	-	100	100	-	-	-	
3	4662120140	New bump-outs at Barton & Lottridge and Barton & Barnesdale	60	-	-	-	-	-	-	-	60	60	-	-	-	
City Wide	4662120720	Durable Plastic Pavement Marking Rehabilitation	500	-	-	-	-	-	-	-	500	500	-	-	-	
City Wide	4662120722	Overhead Sign Structure	500	-	-	-	-	-	-	-	500	500	-	-	-	
Traffic Operations Total:			3,060	-	-	-	-	-	180	-	2,880	1,930	-	500	450	
Traffic Signals																
City Wide	4662120011	Traffic Signal Upgrades	300	-	-	-	-	-	-	-	300	300	-	-	-	
11	4662120013	Traffic Signal Modernization - Nebo @ Rymal	200	-	-	-	-	-	-	-	200	-	-	-	200	
City Wide	4662120017	Traffic Signal LED Lighting Upgrade Program	200	-	-	-	-	-	150	-	50	-	-	50	-	
11	4662120126	New Traffic Signal - Nebo @ Twenty Rd	250	-	-	238	-	-	-	-	12	12	-	-	-	
City Wide	4662120522	Traffic Engineering - Signal Design & Contract Administration	250	-	-	-	-	-	200	-	50	50	-	-	-	
15	4662120540	Traffic Signal Modernization Coordinated with Construction	360	-	-	-	-	-	-	-	360	360	-	-	-	
Traffic Signals Total:			1,560	-	-	238	-	-	350	-	972	722	-	50	200	
Traffic Study/Master Plan																
City Wide	4032155820	Sustainable Mobility Program	250	-	-	-	-	-	-	-	250	250	-	-	-	
City Wide	4032155940	Transportation Tomorrow Survey	150	-	-	-	-	-	-	-	150	150	-	-	-	
Traffic Study/Master Plan Total:			400	-	-	-	-	-	-	-	400	400	-	-	-	
Transportation Operations & Maintenance																
3	4032041065	Snow Disposal Site - Yard Improvements	100	-	-	-	-	-	-	-	100	-	-	-	100	
City Wide	4032110005	Major Road Maintenance Program	1,000	-	-	-	-	-	-	-	1,000	-	-	-	1,000	
City Wide	4032111224	Sidewalk Rehabilitation Program	750	-	-	-	-	-	-	-	750	-	-	750	-	
City Wide	4032117241	Fencing/Sound Barrier Rehabilitation/Replacement within the Road Allowance	470	-	-	-	-	-	220	-	250	250	-	-	-	
City Wide	4032141762	Yard Facility Maintenance and Improvement Program	150	-	-	-	-	-	90	-	60	60	-	-	-	
City Wide	4032151410	Roads - Small Equipment Replacement	50	-	-	-	50	-	-	-	-	-	-	-	-	
City Wide	4042111351	Roads - Alleyway Rehabilitation	120	-	-	-	-	-	120	-	-	-	-	-	-	
City Wide	4042117384	Guide Rail Replacement Program	400	-	-	-	-	-	-	-	400	400	-	-	-	
City Wide	4662120048	Durable Pavement Markings (New Installations)	250	-	-	-	-	-	-	-	250	250	-	-	-	
City Wide	4662120050	Engagement Priorities - Vision Zero	50	-	-	-	50	-	-	-	-	-	-	-	-	
City Wide	4662120051	Education Priorities - Vision Zero	400	-	-	-	400	-	-	-	-	-	-	-	-	
City Wide	4662120052	Evaluation Priorities - Vision Zero	50	-	-	-	50	-	-	-	-	-	-	-	-	
City Wide	4662120053	Engineering Priorities - Vision Zero	300	-	-	-	300	-	-	-	-	-	-	-	-	
Transportation Operations & Maintenance Total:			4,090	-	-	-	850	-	430	-	2,810	960	-	750	1,100	
Transportation Systems																
1, 3, 5, 8, 14	4032017050	Bicycle Infrastructure Upgrades	170	-	-	-	-	-	-	-	170	-	-	170	-	
15	4032017051	Waterdown Traffic Management Implementation	80	-	-	-	-	-	-	-	80	80	-	-	-	
1, 2, 3, 4, 5, 8, 15	4032117053	Bicycle Boulevard (Neighbourhood Greenways) Program	200	-	-	-	-	-	-	-	200	-	-	200	-	
13	4032117054	Hatt Street Bikeway	100	-	-	90	-	-	-	-	10	10	-	-	-	

City of Hamilton
Tax Capital Budget
Approved 2021 Capital Budget Project List
(000's)

City Ward	Project Number	Project Description	Gross Costs	Grants And Subsidies	Other External Revenue	Dev Charges (* Debt)	Reserves	WIP Reserves	WIP Other / Other Internal	WIP Debt	Net Cost	Financing Sources			
												From Operating	Debt	Federal Gas Tax	Other: Reserves Future Fund Dividends
City Wide	4032117125	Active Transportation Connections (ICIP)	2,100	1,540	-	-	-	-	-	-	560	560	-	-	-
City Wide	4662117124	On Street Bike Facilities	600	-	-	-	-	-	-	-	600	-	-	600	-
2	4662117125	Hunter St Cycle Track	1,083	-	-	-	-	500	583	-	-	-	-	-	-
Transportation Systems Total:			4,333	1,540	-	90	-	500	583	-	1,620	650	-	970	-
Urban Rehabilitation Program															
9	4032011026	Mud - Paramount to Upper Centennial Parkway	800	-	-	-	-	-	-	-	800	300	-	500	-
12	4032011028	Southcote - Garner to Highway 403 Bridge	540	-	-	324	-	-	-	-	216	216	-	-	-
6, 7, 8, 12, 14	4032011045	LINC Rehabilitation - Asphalt Repair	1,200	-	-	-	-	-	-	-	1,200	-	-	1,200	-
9	4032111020	Paramount - Atlas to Old Mud	3,500	-	-	-	-	-	600	-	2,900	-	-	2,900	-
4	4032111022	Kenilworth - Barton to Roxborough	1,400	-	-	-	-	-	-	-	1,400	-	-	1,400	-
3	4032111025	Charlton - Sherman Access to Wentworth	510	-	-	-	-	-	-	-	510	-	-	510	-
8	4032111026	Stone Church - Upper James to Upper Wellington	1,200	-	-	-	-	-	1,200	-	-	-	-	-	-
12, 14	4032111028	Stone Church - Golf Links to Omni	1,600	-	-	-	-	-	1,600	-	-	-	-	-	-
12	4032111029	Wilson - Rousseaux to Filman	4,000	-	-	-	-	-	2,930	-	1,070	-	-	1,070	-
Urban Rehabilitation Program Total:			14,750	-	-	324	-	-	6,330	-	8,096	516	-	7,580	-
Roads Total:			111,907	1,540	-	29,260	5,320	500	12,523	-	62,764	25,647	-	33,927	3,190
Transit Services															
3, City Wide	5301785701	Transit Maintenance and Storage Facility (Cash Flow Project)	140,000	102,662	-	20,462	-	-	-	-	16,876	-	16,876	-	-
City Wide	5302184102	Real-Time Operations Management	2,250	1,650	-	-	-	-	-	-	600	-	600	-	-
City Wide	5302184101	Real-Time Information Infrastructure	2,000	1,467	-	-	-	-	-	-	533	-	533	-	-
City Wide	5302184103	A-Line Priority Bus Corridor	2,000	1,467	-	-	-	-	-	-	533	-	533	-	-
City Wide	5302184109	Ranger Equipment Replacement	2,000	1,467	-	-	-	-	-	-	533	-	533	-	-
City Wide	5302185803	Operator Washroom Conveniences and End of Line Rehab	150	-	-	-	-	-	-	-	150	150	-	-	-
City Wide	5302185804	Bus Stop Shelter Rehabilitation	125	-	-	-	-	-	-	-	125	125	-	-	-
City Wide	5302185902	Transit Shelter Expansion Program	150	-	-	-	150	-	-	-	-	-	-	-	-
City Wide	5301783700	HSR Bus Expansion Program - 10 Year Plan	4,080	2,992	-	330	758	-	-	-	-	-	-	-	-
City Wide	5302083001	HSR Expansion Buses - Modal Split	7,344	5,386	-	594	1,364	-	-	-	-	-	-	-	-
City Wide	5302183100	HSR Bus Replacement Program	31,524	22,237	-	-	9,287	-	-	-	-	-	-	-	-
City Wide	5302183101	Active Transportation Connections	1,200	880	-	-	320	-	-	-	-	-	-	-	-
City Wide	5302183503	Nonrevenue Vehicle Replace Program	69	-	-	-	69	-	-	-	-	-	-	-	-
Transit Services Total:			192,892	140,208	-	21,386	11,948	-	-	-	19,350	275	19,075	-	-
Waste Management															
City Wide	5122151101	Waste Collection Packer DriveCam Camera Upgrade	45	-	-	-	-	-	-	-	45	45	-	-	-
City Wide	5122191000	Glanbrook Landfill Capital Improvement Program	318	-	-	-	-	-	-	-	318	318	-	-	-
City Wide	5122192000	Closed Landfill Maintenance & Capital Improvement Program	384	-	-	-	-	-	-	-	384	384	-	-	-
City Wide	5122155137	Waste Management R & D Program	140	-	-	-	-	-	140	-	-	-	-	-	-
City Wide	5122194029	SWMMP - Recommendation 6: Alternative Disposal Facility	200	-	-	-	-	-	-	-	200	200	-	-	-
City Wide	5122195525	SWMMP Approvals	150	-	-	-	-	-	150	-	-	-	-	-	-
City Wide	5122194920	Environmental Services Legislative Compliance Program	185	-	-	-	-	-	-	-	185	185	-	-	-
City Wide	5121594511	Transfer Station/CRC Expansion & Capital Replacement	3,487	-	-	1,255	-	-	-	-	2,232	2,232	-	-	-
City Wide	5122193000	Maintenance & Capital Improvements to the Resource Recovery Centre (RRC) Program	295	-	-	93	-	-	-	-	202	202	-	-	-
City Wide	5122194000	Transfer Station/CRC Maintenance & Capital Improvement Program	217	-	-	-	-	-	-	-	217	217	-	-	-
City Wide	5122151102	Waste Collection Packers Reversing Safety Sensors	24	-	-	-	-	-	-	-	24	24	-	-	-

City of Hamilton
Tax Capital Budget
Approved 2021 Capital Budget Project List
(000's)

City Ward	Project Number	Project Description	Gross Costs	Grants And Subsidies	Other External Revenue	Dev Charges (* Debt)	Reserves	WIP Reserves	WIP Other / Other Internal	WIP Debt	Net Cost	Financing Sources			
												From Operating	Debt	Federal Gas Tax	Other: Reserves Future Fund Dividends
City Wide	5122190200	Diversion Container Replacement Program	950	-	-	86	-	-	637	-	227	227	-	-	-
City Wide	5122190700	Public Space & Special Event Containers	120	-	-	-	-	-	120	-	-	-	-	-	-
Waste Management Total:			6,515	-	-	1,434	-	-	1,047	-	4,034	4,034	-	-	-
West Harbour & Waterfront Strategic Initiatives															
2	4412106102	Bayfront Park Upgrades Ph 2 (Washrooms)	1,260	-	-	-	-	-	-	-	1,260	1,260	-	-	-
2	4412106103	Pier 8 - Streetscaping	1,000	-	-	-	-	-	-	-	1,000	1,000	-	-	-
2	4411506107	Pier 5-7 Marina Shoreline Rehab	1,200	-	-	-	-	-	-	-	1,200	1,200	-	-	-
2	4411606102	Pier 5-7 Boardwalk	4,800	-	-	-	-	-	-	-	4,800	4,800	-	-	-
2	4411606103	Pier 6 Artisan Village - CASH FLOW	600	-	-	-	-	-	-	-	600	600	-	-	-
2	4411806104	West Harbour Public Art	160	-	-	-	-	-	-	-	160	160	-	-	-
West Harbour & Waterfront Strategic Initiatives Total:			9,020	-	-	-	-	-	-	-	9,020	9,020	-	-	-
Public Works Tax Funded Total:			387,502	141,748	-	69,337	38,113	500	21,782	-	116,021	57,213	19,075	36,543	3,190
Total All Projects:			472,202	155,439	25	78,761	46,113	500	21,998	-	169,365	86,657	29,076	36,543	17,090
Previously Approved 2021 Capital Program Projects			10,064	495	-	8,000	251	-	1,318	-	-	-	-	-	-
TOTAL 2021 CAPITAL PROGRAM			482,266	155,934	25	86,761	46,364	500	23,316	-	169,365	86,657	29,076	36,543	17,090

2021 Capital Financing For Projects Previously Approved

City of Hamilton
Tax Capital Budget
Previously Approved 2021 Capital Budget Project List
(000's)

City Ward	Project Number	Project Description	Gross Costs	Grants And Subsidies	Other External Revenue	Dev Charges (Inc Debt)	Reserves	WIP Reserves	WIP Other / Other Internal	WIP Debt	Net Cost	Financing Sources					
												From Operating	Debt	Federal Gas Tax	Other: Reserves Future Fund Dividends		
<i>Outside Boards & Agencies</i>																	
Police Services																	
	11, 12, 13, 14, 15	3762041002 Police Station 40 (New Division 4)	8,000	-	-	8,000	-	-	-	-	-	-	-	-	-	-	-
Police Services Total:			8,000	-	-	8,000	-	-	-	-	-	-	-	-	-	-	-
<i>Outside Boards & Agencies Total:</i>			8,000	-	-	8,000	-	-	-	-	-	-	-	-	-	-	-
<i>Confidential Projects</i>																	
Confidential Report FCS19080(a)																	
	Various	Various	713	495	-	-	-	-	218	-	-	-	-	-	-	-	-
Confidential Report FCS19080(a) Total:			713	495	-	-	-	-	218	-	-	-	-	-	-	-	-
<i>Confidential Projects Total:</i>			713	495	-	-	-	-	218	-	-	-	-	-	-	-	-
<i>Public Works Tax Funded</i>																	
Entertainment Facilities																	
	City Wide	3722051100 Tim Horton's Field End Guards	1,100	-	-	-	-	-	1,100	-	-	-	-	-	-	-	-
Entertainment Facilities Total:			1,100	-	-	-	-	-	1,100	-	-	-	-	-	-	-	-
Open Space Development																	
	7, 8	4401656603 Sam Lawrence Park	251	-	-	-	251	-	-	-	-	-	-	-	-	-	-
Open Space Development Total:			251	-	-	-	251	-	-	-	-	-	-	-	-	-	-
<i>Public Works Tax Funded Total:</i>			1,351	-	-	-	251	-	1,100	-	-	-	-	-	-	-	-
Total All Projects:			10,064	495	-	8,000	251	-	1,318	-	-	-	-	-	-	-	-
Recommended 2021 Capital Program Projects			472,202	155,439	25	78,761	46,113	500	21,998	-	169,365	86,657	29,076	36,543	17,090		
TOTAL 2021 CAPITAL PROGRAM			482,266	155,934	25	86,761	46,364	500	23,316	-	169,365	86,657	29,076	36,543	17,090		

2021 Capital Financing For Projects Not Included in Financing Plan

City of Hamilton
Tax Capital Budget
Not Included - 2021 Capital Budget Project List
(000's)

City Ward	Project Number	Project Description	Gross Costs	Grants And Subsidies	Other External Revenue	Dev Charges (Inc Debt)	Reserves	WIP Reserves	WIP Other / Other Internal	WIP Debt	Net Cost	Financing Sources			
												From Operating	Debt	Federal Gas Tax	Other: Reserves Future Fund Dividends
Public Works Tax Funded															
Corporate Facilities															
2	3542141100	City Hall Forecourt Security Enhancements	820	-	-	-	-	-	-	-	820	-	-	-	-
Corporate Facilities Total:			820	-	-	-	-	-	-	-	820	-	-	-	-
Entertainment Facilities															
City Wide	3722141729	Program - First Ontario Centre Lifecycle Renewal (M&E only)	750	-	-	-	-	-	-	-	750	-	-	-	-
City Wide	3722141734	Convention Centre Lifecycle Program (M&E only)	275	-	-	-	-	-	-	-	275	-	-	-	-
2	3722149903	Commonwealth Square Paver Rehabilitation	2,400	-	-	-	-	-	-	-	2,400	-	-	-	-
2	3722151002	First Ontario Courtyard	168	-	-	-	-	-	-	-	168	-	-	-	-
2	3722149904	FOC Capital Lifecycle Renewal	7,300	-	-	-	-	-	-	-	7,300	-	-	-	-
2	3722051000	Commonwealth Square Timber Railing Replacement	400	-	-	-	-	-	-	-	400	-	-	-	-
Entertainment Facilities Total:			11,293	-	-	-	-	-	-	-	11,293	-	-	-	-
O & M - Parks & Cemeteries															
City Wide	4402149103	Bocce Court Rehab Program	40	-	-	-	-	-	-	-	40	-	-	-	-
City Wide	4402118001	Vehicular Bridges	70	-	-	-	-	-	-	-	70	-	-	-	-
City Wide	4402118002	Pedestrian Bridge Replacement & Repair Program	108	-	-	-	-	-	-	-	108	-	-	-	-
13	4402049004	Parkside Cemetery Development	150	-	-	-	-	-	-	-	150	-	-	-	-
City Wide	4402149505	Cemeteries Foundations Study	50	-	-	-	-	-	-	-	50	-	-	-	-
City Wide	4402141001	Cemetery Building Repairs	115	-	-	-	-	-	-	-	115	-	-	-	-
City Wide	4402149107	Park Fencing Program	163	-	-	-	-	-	-	-	163	-	-	-	-
City Wide	4402149501	Gateway Replacement - Hamilton Cemetery	70	-	-	-	-	-	-	-	70	-	-	-	-
City Wide	4402151501	Sportsfield Irrigation System Lifecycle Replacements	75	-	-	-	-	-	-	-	75	-	-	-	-
City Wide	4402149104	Pedestrian/Security Lighting Replacement Program	155	-	-	-	-	-	-	-	155	-	-	-	-
City Wide	4402149510	Spraypad Infrastructure Rehabilitation Program	78	-	-	-	-	-	-	-	78	-	-	-	-
City Wide	4402145801	Park Parking Lot Paving	302	-	-	-	-	-	-	-	302	-	-	-	-
6	4402049900	Mohawk Sports Park – Bleachers & Shade Structure	150	-	-	-	-	-	-	-	150	-	-	-	-
5	4402151902	Confederation Beach Park - Capital Maintenance Program	110	-	-	-	-	-	-	-	110	-	-	-	-
City Wide	4402155501	IPHC Program Equipment Purchases	565	-	-	-	-	-	-	-	565	-	-	-	-
City Wide	4402149502	Flagpole Replacement & Repairs Program	100	-	-	-	-	-	-	-	100	-	-	-	-
City Wide	4402149504	Parkland Identification and Way Finding Signage	20	-	-	-	-	-	-	-	20	-	-	-	-
City Wide	4402149612	Cemetery ID Sign Program	120	-	-	-	-	-	-	-	120	-	-	-	-
City Wide	4402149102	Sports Field Rehab Program	240	-	-	-	-	-	-	-	240	-	-	-	-
City Wide	4402149607	Outdoor Ice Rink Program	65	-	-	-	-	-	-	-	65	-	-	-	-
City Wide	4402149610	Park Bleacher Replacement Program	100	-	-	-	-	-	-	-	100	-	-	-	-
O & M - Parks & Cemeteries Total:			2,846	-	-	-	-	-	-	-	2,846	-	-	-	-
Public Works Tax Funded Total:			14,959	-	-	-	-	-	-	-	14,959	-	-	-	-
Total All Projects:			14,959	-	-	-	-	-	-	-	14,959	-	-	-	-

2021 Capital Financing Summary of Operating Impact of Capital Projects

			Gross Budget	Net	Operating	FTE'S
Ward	Project	Project Description	(\$000's)	Budget (\$000's)	Costs (\$000's)	(#)
Recommended						
City Manager						
City Manager						
City Wide	3381959501	Digital Office: Smart City and Digital Transformation Program	300	300	312.0	-
City Wide	3381858502	Enhancing City of Hamilton App for citizen services	25	25	-	-
City Wide	3381858503	Digital/Open Data Infrastructure	100	100	-	-
City Manager Total:			425	425	312.0	-
City Manager Total:			425	425	312.0	-
Corporate Services						
Customer Service & POA						
City Wide	2052157002	Replacement of Integrated Court Offences Network and Collections Administration Management Software	100	-	-	-
Customer Service & POA Total:			100	-	-	-
Finance						
City Wide	2052180510	DC Exemptions Recovery	8,500	8,500	-	-
City Wide	3382155301	2021 Development Charges' Bylaw Studies	900	90	-	-
Finance Total:			9,400	8,590	-	-
Information Technology (IT)						
City Wide	3501757702	Network Infrastructure Sustainability and Continuous Improvement	445	445	-	-
City Wide	3502157102	Firewall Purchase	200	200	-	-
City Wide	3501957909	IT Strategy - Strategic Theme Integrated & Connected	220	220	-	-
City Wide	3502157210	PeopleSoft Finance Tools Upgrade	100	100	-	-
City Wide	3502157211	PeopleSoft HRMS Tools Upgrade	183	183	-	-
City Wide	3502157101	Next Generation 9-1-1 (nG 9-1-1)	6,000	6,000	312.5	-
City Wide	3501957905	IT Strategy - Strategic Theme Enabling Our People	180	180	-	-
City Wide	3501957906	IT Strategy - Strategic Theme IT Optimization	150	150	-	-
City Wide	3502157202	IT Asset Management Program	150	150	357.0	2.0
City Wide	3502157602	IT Security	192	192	-	-
City Wide	3502157907	Business Systems and Services Continuity Plan	223	223	96.0	1.0
City Wide	3502057203	Payment Card Systems Review	95	95	100.0	1.0
Information Technology (IT) Total:			8,138	8,138	865.5	4.0
Corporate Services Total:			17,638	16,728	1,177.5	4.0
Council Initiatives						
Area Rating Special Capital Reinvestment						
14	3302109014	Ward 14 Capital Reinvestment	100	-	-	-
1	3302109100	Ward 1 Capital Reinvestment	100	-	-	-
2	3302109200	Ward 2 Capital Reinvestment	100	-	-	-
3	3302109300	Ward 3 Capital Reinvestment	100	-	-	-
4	3302109400	Ward 4 Capital Reinvestment	100	-	-	-
5	3302109500	Ward 5 Capital Reinvestment	100	-	-	-
6	3302109600	Ward 6 Capital Reinvestment	100	-	-	-
7	3302109700	Ward 7 Capital Reinvestment	100	-	-	-
8	3302109800	Ward 8 Capital Reinvestment	100	-	-	-
Area Rating Special Capital Reinvestment Total:			900	-	-	-
Council Strategic Projects						
City Wide	2110953900	Randle Reef Rehabilitation Project	500	500	-	-
City Wide	2112156401	Parkland Acquisition	1,500	1,500	-	-
Council Strategic Projects Total:			2,000	2,000	-	-
Council Initiatives Total:			2,900	2,000	-	-
Healthy and Safe Communities						
Hamilton Fire Department						
City Wide	7402151100	Annual Equipment Replacement	1,199	-	-	-
City Wide	7402151102	SCBA Complete Unit Replacement	5,440	5,440	363.0	-
15	7401841801	Waterdown New Station	3,724	-	-	15.0
Hamilton Fire Department Total:			10,363	5,440	363.0	15.0

Recommended 2020 Capital Projects

Recommended 2020 Capital Projects

Ward	Project	Project Description	Gross Budget (\$000's)	Net Budget (\$000's)	Operating Costs (\$000's)	FTE'S (#)
Hamilton Paramedic Service						
City Wide	7642151101	Annual Equipment Replacement	274	-	-	-
City Wide	7642151102	Automated CPR Units	500	500	177.0	-
City Wide	7642151100	Annual Vehicle Replacement	2,113	-	-	-
Hamilton Paramedic Service Total:			2,887	500	177.0	-
Healthy and Safe Communities- Other Divisions						
City Wide	6502141100	Human Services Integration - Continuous Improvement Projects	160	160	-	-
Healthy and Safe Communities- Other Divisions Total:			160	160	-	-
Housing Services						
City Wide	6731741609	Poverty Reduction Investment (PRI) - Affordable Rental Housing	4,000	4,000	-	-
City Wide	6731841610	Poverty Reduction Investment (PRI) - Indigenous Poverty Reduction	1,000	1,000	-	-
City Wide	6731841611	Poverty Reduction Investment (PRI) - Social Housing Repairs &	2,000	2,000	-	-
City Wide	6731941110	COCHI - Administration Yr 3	139	-	-	-
City Wide	6731941112	COCHI - Rent Supplement Yr 3	1,776	-	-	-
City Wide	6731941113	COCHI - Transitional Ops Yr 3	870	-	-	-
City Wide	6731941120	OPHI - Administration Yr 3	186	-	-	-
City Wide	6731941121	OPHI - Rental Housing Yr 3	1,572	-	-	-
City Wide	6731941122	OPHI - Ontario Renovates Yr 3	1,253	-	-	-
City Wide	6732041200	National Housing Strategy_CHH	17,000	10,000	-	-
City Wide	6732141302	Social Housing Capital Repairs and Regeneration	500	500	-	-
Housing Services Total:			30,296	17,500	-	-
Healthy and Safe Communities Total:			43,706	23,600	540.0	15.0
Outside Boards & Agencies						
CityHousing Hamilton						
City Wide	6182141602	City Housing Contribution	500	500	-	-
CityHousing Hamilton Total:			500	500	-	-
H.C.A. & Westfield Heritage Village						
City Wide	3802156100	Hamilton Conservation Authority Critical and Safety Projects	1,850	1,850	-	-
City Wide	3802158902	Westfield Heritage Village - Critical and/or Safety Projects	150	150	-	-
H.C.A. & Westfield Heritage Village Total:			2,000	2,000	-	-
Hamilton Beach Rescue (HBRU)						
City Wide	2862151700	HBRU Renovations & Equipment Purchases	70	-	-	-
Hamilton Beach Rescue (HBRU) Total:			70	-	-	-
Hamilton Public Library						
9	7501741601	Valley Park Library Expansion	1,000	-	-	-
Hamilton Public Library Total:			1,000	-	-	-
Police Services						
2, 5, 7	3761951812	Hamilton Police Stations- Roof Repairs and HVAC	200	200	-	-
City Wide	3762051007	Police Personal Issued Portable Radio Replacement	840	840	-	-
3, 4, 5, 9, 10	3762141101	Police Air-Cooled Chiller Replacement - East End	500	500	-	-
City Wide	3762151101	Police Glock Program	422	-	-	-
City Wide	3762151102	Ice Rescue Equipment	80	-	-	-
City Wide	3762151103	Mobile Command Centre	750	-	-	-
Police Services Total:			2,792	1,540	-	-
Outside Boards & Agencies Total:			6,362	4,040	-	-
Planning & Economic Development						
Commercial Districts and Small Business						
City Wide	8201703706	Community Downtowns and BIAs	224	224	7.2	-
City Wide	3621708002	Brownfield Development	401	401	-	-
City Wide	8201641800	Heritage Property Improvement Grants	135	135	-	-
City Wide	8201703100	Office Tenancy Assistance Program	55	55	-	-
2, 3, 4	8201703700	Barton/Kenilworth Commercial Corridor Building Improvement Grant Program	470	470	-	-
2, 3, 4	8201703701	Barton and Kenilworth Rebate of Planning and Building Fees	40	40	-	-
City Wide	8201703703	(BIA) Commercial Property Improvement Grant Program	417	417	-	-
City Wide	8201703704	Commercial Property Improvement Grant Program	468	468	-	-
Commercial Districts and Small Business Total:			2,210	2,210	7.2	-

Recommended 2021 Capital Projects

Recommended 2021 Capital Projects

Ward	Project	Project Description	Gross Budget (\$000's)	Net Budget (\$000's)	Operating Costs (\$000's)	FTE'S (#)
Economic Development						
City Wide	3621708900	Economic Development Initiatives	2,000	2,000	-	-
City Wide	3621750301	Employment Land Banking (Interest)	900	-	-	-
Economic Development Total:			2,900	2,000	-	-
Growth Management						
City Wide	4142146100	City Share of Servicing Costs under Subdivision Agreements	3,000	-	-	-
Growth Management Total:			3,000	-	-	-
Parking Services						
City Wide	4902141210	Fence Repairs	100	-	-	-
City Wide	4902141201	Surface Lots and Garage Repairs and Improvements	300	-	-	-
City Wide	4902141203	Surface Lot Lighting Replacement	50	-	-	-
2	4901945900	Waterproof Convention Parking	1,000	-	-	-
City Wide	4901951900	Electric Charging Stations	452	-	-	-
City Wide	4902141202	York Parkade Fire Door and Window Replacement	100	-	-	-
City Wide	4902157201	Parking Meter Mechanism and Housing Replacement	200	-	-	-
City Wide	4902157202	Coin Sorter	25	-	-	-
Parking Services Total:			2,227	-	-	-
Planning Services						
City Wide	8121957900	3D Model Development	130	130	-	-
City Wide	8101655600	Comprehensive Zoning By-Law	925	509	-	-
Planning Services Total:			1,055	639	-	-
Tourism & Culture						
City Wide	7202058201	Monument Restoration	75	75	-	-
4	7202141105	Steam Museum Shed Restoration	220	220	-	-
12	7202141210	Ancaster Old Town Hall Exterior Restoration	150	150	-	-
1	7202141212	Dundurn Cockpit Restoration	130	130	-	-
5	7202141217	Veevers Estate Tenant Improvements	118	118	-	-
City Wide	7202158212	Heritage Site Documentation Study	120	120	-	-
City Wide	7202058202	Collections Management	169	169	-	-
City Wide	7202158210	Built Heritage Inventory	130	130	-	-
5	7102158210	Public Art-Hamilton the Electric City	225	-	-	-
1	7102158211	Public Art Locke Street Marker	100	-	-	-
12	7102158212	Ancaster Memorial Arts Centre Public Art	250	-	-	-
1	7202041200	Dundurn Interior Restoration	100	100	-	-
2	7202141106	Whitehern Interior Conservation	100	100	-	-
1	7202141213	Dundurn HVAC Replacement	190	190	-	-
2	7202141218	Whitehern Exterior Shutter Conservation	105	105	-	-
City Wide	7202158213	Museum Development	95	95	-	-
Tourism & Culture Total:			2,277	1,702	-	-
Planning & Economic Development Total:			13,669	6,551	7.2	-
Public Works Tax Funded						
Corporate Facilities						
City Wide	3541849003	Backflow Prevention for Various Facilities	291	250	120.0	-
10	3542141910	Stoney Creek City Hall -RCMP Lease Capital Replacement	610	-	-	-
	3542050001	EFFM Facility Yard Relocation	4,400	957	-	-
City Wide	3542141009	Program - Compliance Remediation	477	200	-	-
City Wide	3542141409	Program - Facilities Code & Legislative Compliance	200	200	-	-
City Wide	3542141412	Program - Roof Management	4,613	2,713	-	-
City Wide	3542141532	Program - Facility Capital Maintenance	450	250	-	-
City Wide	3542151001	Program - Mechanical Infrastructure Life-cycle Renewal	350	350	-	-
City Wide	3542151900	Program - Generator Compliance Testing and Upgrades	590	100	-	-
City Wide	3542155100	Program - Corporate Facilities Audit	452	150	-	-
City Wide	3542141013	Program - Firestations Facility Upgrade	996	170	-	-
City Wide	3542141010	Program - Facility Upgrades to Hamilton Public Libraries	266	200	-	-
Corporate Facilities Total:			13,695	5,540	120.0	-
Energy Initiatives						
2, 9	7902149101	Rec Heat Reclaim & Controls Project	125	-	-	-
Energy Initiatives Total:			125	-	-	-

Recommended 2021 Capital Projects

Recommended 2021 Capital Projects

Ward	Project	Project Description	Gross Budget (\$000's)	Net Budget (\$000's)	Operating Costs (\$000's)	FTE'S (#)
Entertainment Facilities						
2	3722141805	Program HCC, FOCH & FOC Lifecycle Renewal	800	800	-	-
City Wide	3722141100	Tim Horton's Field Turf Replacement	1,000	-	-	-
Entertainment Facilities Total:			1,800	800	-	-
Fleet Services						
1, 2, 5, 6, 11, 12, 15	4942151103	Fuel site Restoration	402	-	-	-
City Wide	4942151004	Street Sweeper Purchase	765	-	-	-
City Wide	4942151100	Fleet Vehicle&Equipment Replace Program	9,465	-	-	-
Fleet Services Total:			10,632	-	-	-
Forestry & Horticulture						
City Wide	4452149101	Irrigation Upgrades	150	150	-	-
City Wide	4452141101	Tropical Green House Capital Maintenance	70	70	-	-
City Wide	4451153001	Emerald Ash Borer (EAB) Management Plan Council Cost (Option 3)	2,600	2,600	-	-
City Wide	4452153101	Tree Inventory	150	150	-	-
City Wide	4452153444	Tree Planting Program	1,345	1,195	21.2	-
Forestry & Horticulture Total:			4,315	4,165	21.2	-
Long Term Care Facilities						
City Wide	6302141100	Macassa and Wentworth Lodges Roof	600	500	-	-
City Wide	6302141101	Program - ML & WL Facility Capital Maintenance	200	-	-	-
City Wide	6302141102	Macassa Lodge D-Wing	4,000	-	-	-
City Wide	6302151100	ML BAS Upgrade	287	-	-	-
City Wide	6302151101	Macassa Lodge Carpet Removal	250	-	-	-
1, 2, 3, 4, 5, 6, 7, 8, 9, 10, 11, 12, 13, 14, 15, City Wide	6302151102	Program - ML & WL Keyscan and Hardware	30	-	-	-
City Wide	6302151103	Program - ML & WL Equipment Life-cycle Renewal	100	-	-	-
Long Term Care Facilities Total:			5,467	500	-	-
O & M - Parks & Cemeteries						
City Wide	4402053001	Cemetery Document Digitization	85	85	-	-
City Wide	4402149007	Cemetery Columbarium	70	-	-	-
City Wide	4402149009	Sport Lighting	40	40	-	-
City Wide	4402149100	Stair Replacement and Repair Program	100	100	-	-
City Wide	4402152600	Playground Lifecycle Replacement Program	350	250	-	-
City Wide	4402156001	Leash Free Dog Park Program	80	-	2.0	-
City Wide	4402145800	Urban Park Parking Lot Paving Program	48	48	-	-
City Wide	4402151001	Equipment Upgrades	25	25	-	-
City Wide	4402151601	Equipment Acquisition (DC) Program	247	25	76.0	-
City Wide	4402151700	Small Equipment Replacement (Reserve) Program	75	-	-	-
5	4402151903	Confederation Beach Park - Capital Maintenance Program	150	-	-	-
City Wide	4402149101	Park Pathway Resurfacing Program	215	215	-	-
City Wide	4402152100	CSA Safety Material Replacement Program	150	150	-	-
City Wide	4402111601	Cemetery Roads Rehabilitation Program	80	80	-	-
City Wide	4402149003	Backflow Prevention for Various Parks Facilities	540	540	135.0	-
City Wide	4402154699	Tennis and Multi -use Court Rehabilitation Program	120	120	-	-
O & M - Parks & Cemeteries Total:			2,375	1,678	213.0	-
Open Space Development						
6, 9	4401056060	Open Space Replacement Strategy-East Mtn Trail Loop	372	355	-	-
5	4401356801	Confederation Park Redevelopment	6,560	1,247	271.1	1.3
4	4401956904	Andrew Warburton Memorial Park	1,400	200	-	-
15	4401956906	Gatesbury Park	575	495	5.0	-
8	4402056008	Southam Park Master Plan	60	60	-	-
2	4402056918	Beasley Park Rehabilitation Phase 2 - Kelly Street Pedestrianization	210	210	-	-
City Wide	4402155600	Parks Testing and Reporting	80	47	-	-
8	4402156002	Ryckman's Park Pathway	102	-	2.0	-
11	4402156111	Lancaster Heights - Developer Build	675	55	47.5	0.5
1	4402156117	Victoria Park Spray Pad Replacement	175	-	-	-
4	4402156119	R.T. Steele Park	500	-	-	-
10	4402156120	Cherry Beach Park	200	-	-	-

Recommended 2021 Capital Projects

Recommended 2021 Capital Projects

	Ward	Project	Project Description	Gross Budget (\$000's)	Net Budget (\$000's)	Operating Costs (\$000's)	FTE'S (#)	
Recommended 2021 Capital Projects	12	4402156121	Tiffany Hills Park Pathway Connection to School	50	5	-	-	
	City Wide	4402156123	Citywide Park Master Plan	400	130	-	-	
	6, 7	4402156124	Mountain Drive Park Redevelopment	100	-	-	-	
	8	4402156125	William Connell Park - Entrance Improvement	75	75	-	-	
	3	4401256520	Gage Park Redevelopment	155	155	-	-	
	City Wide	4401858800	Skatepark Facility - Recreation study implementation	240	24	11.0	-	
	7	4401956929	HRTMP Initiative 7-1 - Limeridge Mall Hydro Corridor Trail	712	106	35.0	-	
	City Wide	4402156006	Rail Trail Improvements	298	298	-	-	
	City Wide	4402156104	Recreational Trails Master Plan study update	300	97	-	-	
	4	4402156122	HRTMP Initiatives #4-4 and 5-6 - Hydro Corridor: Barton Street to Greenhill Avenue	209	31	-	-	
	Open Space Development Total:				13,448	3,590	371.6	1.8
	Recreation Facilities							
	City Wide	7102154536	Program - Arena Retrofits	377	100	-	-	
	5	7102054002	Confederation Park Sports Park Buildings	556	56	-	0.5	
	9	7101754706	Valley Park Community Centre Fit-up	444	84	150.0	1.0	
	City Wide	7102151001	Program - Mechanical Infrastructure Life-cycle renewal	275	275	-	-	
City Wide	7102154702	Program - Facility Capital Maintenance	391	275	-	-		
City Wide	7102155101	Program - Recreation Facilities Audit	112	73	-	-		
City Wide	7102154105	Program - Park & Fieldhouse Retrofits	464	120	-	-		
City Wide	7102145215	Program - Parking Lot Management	100	100	-	-		
City Wide	7102154508	Public Use Feasibility Needs & Study	295	30	-	-		
4	7101558501	Parkdale Outdoor Pool Redevelopment & Expansion	222	198	-	-		
5	7101754805	Sir Wilfrid Laurier Gymnasium Addition.	6,775	-	260.0	-		
City Wide	7102141706	Program - Recreation Centre Retrofits	300	100	-	-		
City Wide	7102154216	Program - Roof Management	4,904	3,169	-	-		
City Wide	7102154703	Program - Senior Centre Retrofits	95	-	-	-		
Recreation Facilities Total:				15,311	4,581	410.0	1.5	
Roads								
<u>Asset Preservation</u>								
2	4031919119	Sheaffe / Park / Mulberry (Central Neighbourhood (North))	700	500	-	-		
<u>Asset Preservation Total:</u>				<u>700</u>	<u>500</u>	<u>-</u>	<u>-</u>	
<u>Bridges & Structures</u>								
13	4031618090	Bridge 090 - McMurray St, 100m s/o of Hatt St	400	400	-	-		
9	4031818366	Bridge 366 - Mud St W, 320m e/o Paramount Dr	600	600	-	-		
5	4031818407	Bridge 407 - Queenston Rd, 320m e/o Lake Ave	300	300	-	-		
11	4031818437	Bridge 437 - Miles Rd, 610m s/o Dickenson Rd E	720	720	-	-		
12	4032018019	Bridge 019 - Norman Rd, 555m e/o Sager Rd	150	150	-	-		
13	4032018248	Bridge 248 - King St W, 145m w/o Bond to Woodleys Lane	3,500	3,500	-	-		
12	4032018372	Bridge 372 - Wilson St E, 1700m e/o Rousseaux St (south side original culvert)	150	150	-	-		
11	4032018414	Bridge 414 - Miles Road, 130m s/o Dickenson Rd E	470	470	-	-		
2, 8	4032117144	Claremont Access - Steel Facing Walls 1 & 2 Removal	150	150	-	-		
City Wide	4032118216	Bridge and Culvert Maintenance - T.O.M.	150	150	-	-		
City Wide	4032118217	Bridge and Culvert Major Maintenance - Engineering Services	2,800	2,800	-	-		
13	4032118279	Bridge 279 - Safari, 50m east of Cooper	150	150	-	-		
1	4032118282	Bridge 282 - Longwood over Hwy 403	1,500	1,500	-	-		
3	4032118329	Bridge 329 - Burlington St E over Wilcox St	150	150	-	-		
City Wide	4032155145	Escarpment Erosion Study	350	350	-	-		
City Wide	4042110004	Escarpment Slope & Appurtenance Stabilization Program	1,300	1,300	-	-		
City Wide	4042110417	Retaining Wall Rehabilitation Program	1,454	1,454	-	-		
<u>Bridges & Structures Total:</u>				<u>14,294</u>	<u>14,294</u>	<u>-</u>	<u>-</u>	
<u>Computer Technology</u>								
City Wide	4031957944	PW Asset Management (PW-AM) System Implementation - CASH FLOW	1,310	1,310	-	-		
<u>Computer Technology Total:</u>				<u>1,310</u>	<u>1,310</u>	<u>-</u>	<u>-</u>	
<u>Council Priority</u>								
1	4031911601	Council Priority - Ward 1 Minor Rehabilitation	180	180	-	-		
2	4031911602	Council Priority - Ward 2 Minor Rehabilitation	180	180	-	-		
3	4031911603	Council Priority - Ward 3 Minor Rehabilitation	180	180	-	-		
4	4031911604	Council Priority - Ward 4 Minor Rehabilitation	180	180	-	-		

Recommended 2021 Capital Projects

Recommended 2021 Capital Projects

	Ward	Project	Project Description	Gross Budget (\$000's)	Net Budget (\$000's)	Operating Costs (\$000's)	FTE'S (#)
	5	4031911605	Council Priority - Ward 5 Minor Rehabilitation	180	180	-	-
	6	4031911606	Council Priority - Ward 6 Minor Rehabilitation	180	180	-	-
	7	4031911607	Council Priority - Ward 7 Minor Rehabilitation	180	180	-	-
	8	4031911608	Council Priority - Ward 8 Minor Rehabilitation	180	180	-	-
	9	4031911609	Council Priority - Ward 9 Minor Rehabilitation	180	180	-	-
	10	4031911610	Council Priority - Ward 10 Minor Rehabilitation	180	180	-	-
	11	4031911611	Council Priority - Ward 11 Minor Rehabilitation	180	180	-	-
	12	4031911612	Council Priority - Ward 12 Minor Rehabilitation	180	180	-	-
	13	4031911613	Council Priority - Ward 13 Minor Rehabilitation	180	180	-	-
	14	4031911614	Council Priority - Ward 14 Minor Rehabilitation	180	180	-	-
	15	4031911615	Council Priority - Ward 15 Minor Rehabilitation	180	180	-	-
	4	4031919115	Delena / Beland / Dunsmore	2,350	420	-	-
	5	4032119106	Kelvin - Old Orchard to south end	150	150	-	-
	5	4242109501	A/R - Albright - Quigley to 190nm w/o Nicklaus	300	-	-	-
	5	4242109502	A/R - Greenford - Queenston to south end	300	-	-	-
	6	4242109601	A/R - East 43rd - Fennell to Queensdale	600	-	-	-
	6	4242109602	A/R - Carson / Landron	1,020	-	-	-
	8	4242109801	A/R - Inverness & Arcade (within Southam Neighbourhood)	500	-	-	-
	8	4242109802	A/R - Monarch & West 2nd (within Bonnington Neighbourhood)	750	-	-	-
		<u>Council Priority Total:</u>		<u>8,670</u>	<u>3,270</u>	<u>-</u>	<u>-</u>
		<u>Development Engineering</u>					
	15	4031380390	East-West Road Corridor (Waterdown By-Pass) CASH FLOW	16,830	840	-	-
	6, 11	4031580584	RHBP - Nebo - Rymal to Twenty	4,650	698	-	-
	9	4031580589	Rymal - Fletcher to Upper Centennial	500	74	-	-
	7, 8	4032080288	Upper Wellington - Stone Church to Limeridge	150	60	-	-
	11	4032155180	Airport Road Class EA - Upper James to Glanaster Road	690	270	-	-
	11	4032180184	Dickenson - Upper James to Glanaster (AEGD)	6,000	900	-	-
	12	4032180185	Southcote Class EA - Book to Garner	690	103	-	-
	12	4032180188	Trinity Road South - Cormorant Road to approximately 200m southerly	250	250	-	-
	City Wide	4032180582	Development Road Urbanization	500	24	-	-
		<u>Development Engineering Total:</u>		<u>30,260</u>	<u>3,219</u>	<u>-</u>	<u>-</u>
		<u>Distribution (Water)</u>					
	City Wide	4032162073	Field Data Systems Program	110	110	-	-
		<u>Distribution (Water) Total:</u>		<u>110</u>	<u>110</u>	<u>-</u>	<u>-</u>
		<u>Other</u>					
	City Wide	4032101099	Engineering Services Staffing Costs - Road	5,570	5,570	-	-
	City Wide	4032158001	Consultation and Accommodation	30	30	-	-
		<u>Other Total:</u>		<u>5,600</u>	<u>5,600</u>	<u>-</u>	<u>-</u>
		<u>Parking Lot</u>					
	6	4662141105	Repaving of 1375 Upper Ottawa rear lot	100	100	-	-
		<u>Parking Lot Total:</u>		<u>100</u>	<u>100</u>	<u>-</u>	<u>-</u>
		<u>Replacement Program</u>					
	2	4031911028	Strachan - James to east end	1,030	600	-	-
	4	4031919110	Barton - Parkdale to Talbot	3,780	2,080	-	-
	1	4032019103	Marion - Longwood to Dromore	150	150	-	-
	13	4032019105	Glenmorris / Underhill / Sleepy Hollow / Wilmar (York Heights / Hunter NBHD)	150	150	-	-
	City Wide	4032110006	Minor Construction Program	270	270	-	-
	City Wide	4032111225	Geotechnical Investigation Program	720	720	-	-
	City Wide	4032114405	Contaminated Soil & Rock Disposal Program	250	250	-	-
	10	4032119102	Arvin - Dosco to Jones	150	150	-	-
	13	4032119104	Hatt & Bond - King to Market	150	150	-	-
	4	4032119105	Barton - Ottawa to Kenilworth	150	150	-	-
	6	4032119108	Concession / Mountain Brow - Upper Gage to Oakcrest	150	150	-	-
	14	4032119109	Scenic - Mohawk to Chateau Crt	150	150	-	-
	13	4032119111	Highway 8 - Bond to Woodleys Lane	1,800	970	4.0	-
	4	4032119112	Strathearne - Main to Britannia	150	150	-	-
	10	4032119114	Pinelands / Teal / Garden / Community / Greensfield	150	150	-	-
	4	4032119115	Strathearne - Brampton to gate at north end	150	150	-	-

Recommended 2021 Capital Projects

Recommended 2021 Capital Projects

Ward	Project	Project Description	Gross Budget (\$000's)	Net Budget (\$000's)	Operating Costs (\$000's)	FTE'S (#)
3	4032119122	Barton - Sherman to Ottawa	150	150	-	-
City Wide	4032149555	QA-QC Service Contract Program	150	150	-	-
<u>Replacement Program Total:</u>			<u>9,650</u>	<u>6,690</u>	<u>4.0</u>	<u>-</u>
<u>Retaining Wall</u>						
10	4032011024	Fifty Road Escarpment Access - Retaining Walls	150	150	-	-
13	4032110011	Highway 8 Escarpment Access Retaining Wall Replacements (Dundas) - Woodleys Lane to Bridge 248	1,500	1,500	-	-
<u>Retaining Wall Total:</u>			<u>1,650</u>	<u>1,650</u>	<u>-</u>	<u>-</u>
<u>Road OPS Growth</u>						
City Wide	4032121350	Fleet Additions - Roads O&M	500	371	-	-
<u>Road OPS Growth Total:</u>			<u>500</u>	<u>371</u>	<u>-</u>	<u>-</u>
<u>Rural Rehabilitation Program</u>						
13	4032111021	Brock - Concession 4 W to Safari	3,800	3,800	-	-
12	4032111024	Southcote - Book to Garner	830	830	-	-
City Wide	4032117677	Pavement Preventative Maintenance Program	2,000	1,440	-	-
<u>Rural Rehabilitation Program Total:</u>			<u>6,630</u>	<u>6,070</u>	<u>-</u>	<u>-</u>
<u>Sidewalks</u>						
City Wide	4032111222	New Sidewalk Program	450	22	-	-
<u>Sidewalks Total:</u>			<u>450</u>	<u>22</u>	<u>-</u>	<u>-</u>
<u>Street Lights</u>						
13	4662110018	Cootes Drive: Spencer Creek to East St N / Dundas St - Street Lighting System Rehabilitation	280	280	-	-
<u>Street Lights Total:</u>			<u>280</u>	<u>280</u>	<u>-</u>	<u>-</u>
<u>Technical Studies & Reporting</u>						
City Wide	4031955916	Complete Liveable Better Streets Manual	50	50	-	-
City Wide	4032055588	O.Reg. 588/17 Compliance - Asset Management Plan Development	50	50	-	-
City Wide	4032118218	OSIM Bridge and Culvert Inspections	310	310	-	-
City Wide	4032118219	Structural Investigations and Reports	360	360	-	-
11	4032155140	Dickenson EA - Upper James to Upper Centennial	450	180	-	-
8	4032155141	West 5th EA - Rymal to Stone Church (SMA)	250	100	-	-
City Wide	4032155522	State of the Infrastructure - Asset Management	50	50	-	-
City Wide	4032155556	Mapping Update Program	40	40	-	-
City Wide	4032155744	TMP Modelling & Monitoring	50	50	-	-
12	4032180180	Smith Rd Class EA - (Garner to Dickenson Extension)	690	100	-	-
<u>Technical Studies & Reporting Total:</u>			<u>2,300</u>	<u>1,290</u>	<u>-</u>	<u>-</u>
<u>Traffic - APS</u>						
City Wide	4662120531	APS - Accessible Pedestrian Signals	100	100	16.8	0.2
<u>Traffic - APS Total:</u>			<u>100</u>	<u>100</u>	<u>16.8</u>	<u>0.2</u>
<u>Traffic - Pedestrian Signals</u>						
3	4662120526	New Intersection Pedestrian Signal (IPS) - Barton St and Milton Ave	170	170	-	-
3	4662120527	New Intersection Pedestrian Signal (IPS) - Sherman Ave and Dunsmure Road	170	170	-	-
3	4662120528	New Intersection Pedestrian Signal (IPS) - Wentworth & King William (near Cathedral High School)	170	170	-	-
8	4662120529	Upper James - Pedestrian Improvements	600	600	-	-
<u>Traffic - Pedestrian Signals Total:</u>			<u>1,110</u>	<u>1,110</u>	<u>-</u>	<u>-</u>
<u>Traffic Operations</u>						
City Wide	4031710715	Railway Crossings Upgrades	500	500	-	-
City Wide	4661920930	Neighbourhood Speed Reduction Initiative	450	450	-	-
City Wide	4662110012	Railway Roadway Crossings Rehabilitation Program	150	150	-	-
City Wide	4662115820	Traffic Counts Program	300	120	-	-
City Wide	4662116102	Traffic Calming	300	300	-	-
City Wide	4662120019	Traffic Controller Replacement Program	200	200	-	-
3	4662120132	Wentworth St Modifications	100	100	-	-
3	4662120140	New bump-outs at Barton & Lottridge and Barton & Barnesdale	60	60	-	-
City Wide	4662120720	Durable Plastic Pavement Marking Rehabilitation	500	500	-	-
City Wide	4662120722	Overhead Sign Structure	500	500	-	-
<u>Traffic Operations Total:</u>			<u>3,060</u>	<u>2,880</u>	<u>-</u>	<u>-</u>
<u>Traffic Signals</u>						
City Wide	4662120011	Traffic Signal Upgrades	300	300	-	-
11	4662120013	Traffic Signal Modernization - Nebo @ Rymal	200	200	-	-

Recommended 2021 Capital Projects

Recommended 2021 Capital Projects

	Ward	Project	Project Description	Gross Budget (\$000's)	Net Budget (\$000's)	Operating Costs (\$000's)	FTE'S (#)	
Recommended 2021 Capital Projects	City Wide	4662120017	Traffic Signal LED Lighting Upgrade Program	200	50	-	-	
	11	4662120126	New Traffic Signal - Nebo @ Twenty Rd	250	12	13.6	0.1	
	City Wide	4662120522	Traffic Engineering - Signal Design & Contract Administration	250	50	-	-	
	15	4662120540	Traffic Signal Modernization Coordinated with Construction	360	360	-	-	
	<u>Traffic Signals Total:</u>				<u>1,560</u>	<u>972</u>	<u>13.6</u>	<u>0.1</u>
	<u>Traffic Study/Master Plan</u>							
	City Wide	4032155820	Sustainable Mobility Program	250	250	-	-	
	City Wide	4032155940	Transportation Tomorrow Survey	150	150	-	-	
	<u>Traffic Study/Master Plan Total:</u>				<u>400</u>	<u>400</u>	-	-
	<u>Transportation Operations & Maintenance</u>							
	3	4032041065	Snow Disposal Site - Yard Improvements	100	100	-	-	
	City Wide	4032110005	Major Road Maintenance Program	1,000	1,000	-	-	
	City Wide	4032111224	Sidewalk Rehabilitation Program	750	750	-	-	
	City Wide	4032117241	Fencing/Sound Barrier Rehabilitation/Replacement within the Road Allowance	470	250	-	-	
	City Wide	4032141762	Yard Facility Maintenance and Improvement Program	150	60	-	-	
City Wide	4032151410	Roads - Small Equipment Replacement	50	-	-	-		
City Wide	4042111351	Roads - Alleyway Rehabilitation	120	-	-	-		
City Wide	4042117384	Guide Rail Replacement Program	400	400	-	-		
City Wide	4662120048	Durable Pavement Markings (New Installations)	250	250	-	-		
City Wide	4662120050	Engagement Priorities - Vision Zero	50	-	-	-		
City Wide	4662120051	Education Priorities - Vision Zero	400	-	-	-		
City Wide	4662120052	Evaluation Priorities - Vision Zero	50	-	-	-		
City Wide	4662120053	Engineering Priorities - Vision Zero	300	-	-	-		
<u>Transportation Operations & Maintenance Total:</u>				<u>4,090</u>	<u>2,810</u>	-	-	
<u>Transportation Systems</u>								
1, 3, 5, 8, 14	4032017050	Bicycle Infrastructure Upgrades	170	170	-	-		
15	4032017051	Waterdown Traffic Management Implementation	80	80	-	-		
1, 2, 3, 4, 5, 8, 15	4032117053	Bicycle Boulevard (Neighbourhood Greenways) Program	200	200	-	-		
13	4032117054	Hatt Street Bikeway	100	10	-	-		
City Wide	4032117125	Active Transportation Connections (ICIP)	2,100	560	-	-		
City Wide	4662117124	On Street Bike Facilities	600	600	100.0	-		
2	4662117125	Hunter St Cycle Track	1,083	-	-	-		
<u>Transportation Systems Total:</u>				<u>4,333</u>	<u>1,620</u>	<u>100.0</u>	-	
<u>Urban Rehabilitation Program</u>								
9	4032011026	Mud - Paramount to Upper Centennial Parkway	800	800	-	-		
12	4032011028	Southcote - Garner to Highway 403 Bridge	540	216	-	-		
6, 7, 8, 12, 14	4032011045	LINC Rehabilitation - Asphalt Repair	1,200	1,200	-	-		
9	4032111020	Paramount - Atlas to Old Mud	3,500	2,900	-	-		
4	4032111022	Kenilworth - Barton to Roxborough	1,400	1,400	-	-		
3	4032111025	Charlton - Sherman Access to Wentworth	510	510	-	-		
8	4032111026	Stone Church - Upper James to Upper Wellington	1,200	-	-	-		
12, 14	4032111028	Stone Church - Golf Links to Omni	1,600	-	-	-		
12	4032111029	Wilson - Rousseaux to Filman	4,000	1,070	-	-		
<u>Urban Rehabilitation Program Total:</u>				<u>14,750</u>	<u>8,096</u>	-	-	
Roads Total:				111,907	62,764	134.4	0.2	
Transit Services								
3, City Wide	5301785701	Transit Maintenance and Storage Facility (Cash Flow Project)	140,000	16,876	-	21.0		
City Wide	5302184102	Real-Time Operations Management	2,250	600	100.0	-		
City Wide	5302184101	Real-Time Information Infrastructure	2,000	533	-	-		
City Wide	5302184103	A-Line Priority Bus Corridor	2,000	533	-	-		
City Wide	5302184109	Ranger Equipment Replacement	2,000	533	-	-		
City Wide	5302185803	Operator Washroom Conveniences and End of Line Rehab	150	150	310.0	-		
City Wide	5302185804	Bus Stop Shelter Rehabilitation	125	125	-	-		
City Wide	5302185902	Transit Shelter Expansion Program	150	-	80.0	-		
City Wide	5301783700	HSR Bus Expansion Program - 10 Year Plan	4,080	-	1,190.0	14.0		
City Wide	5302083001	HSR Expansion Buses - Modal Split	7,344	-	2,143.0	21.0		
City Wide	5302183100	HSR Bus Replacement Program	31,524	-	-	-		

Recommended 2021 Capital Projects

Recommended 2021 Capital Projects

			Gross Budget (\$000's)	Net Budget (\$000's)	Operating Costs (\$000's)	FTE'S (#)
Ward	Project	Project Description				
City Wide	5302183101	Active Transportation Connections	1,200	-	-	-
City Wide	5302183503	Nonrevenue Vehicle Replace Program	69	-	-	-
Transit Services Total:			192,892	19,350	3,823.0	56.0
Waste Management						
City Wide	5122151101	Waste Collection Packer DriveCam Camera Upgrade	45	45	-	-
City Wide	5122191000	Glanbrook Landfill Capital Improvement Program	318	318	-	-
City Wide	5122192000	Closed Landfill Maintenance & Capital Improvement Program	384	384	-	-
City Wide	5122155137	Waste Management R & D Program	140	-	-	-
City Wide	5122194029	SWMMP - Recommendation 6: Alternative Disposal Facility	200	200	-	-
City Wide	5122195525	SWMMP Approvals	150	-	-	-
City Wide	5122194920	Environmental Services Legislative Compliance Program	185	185	-	-
City Wide	5121594511	Transfer Station/CRC Expansion & Capital Replacement	3,487	2,232	-	-
City Wide	5122193000	Maintenance & Capital Improvements to the Resource Recovery Centre	295	202	-	-
City Wide	5122194000	Transfer Station/CRC Maintenance & Capital Improvement Program	217	217	-	-
City Wide	5122151102	Waste Collection Packers Reversing Safety Sensors	24	24	-	-
City Wide	5122190200	Diversion Container Replacement Program	950	227	-	-
City Wide	5122190700	Public Space & Special Event Containers	120	-	-	-
Waste Management Total:			6,515	4,034	-	-
West Harbour & Waterfront Strategic Initiatives						
2	4412106102	Bayfront Park Upgrades Ph 2 (Washrooms)	1,260	1,260	-	-
2	4412106103	Pier 8 - Streetscaping	1,000	1,000	-	-
2	4411506107	Pier 5-7 Marina Shoreline Rehab	1,200	1,200	-	-
2	4411606102	Pier 5-7 Boardwalk	4,800	4,800	-	0.3
2	4411606103	Pier 6 Artisan Village - CASH FLOW	600	600	-	-
2	4411806104	West Harbour Public Art	160	160	-	-
West Harbour & Waterfront Strategic Initiatives Total:			9,020	9,020	-	0.3
Public Works Tax Funded Total:			387,502	116,021	5,093.2	59.9
Total Recommended Projects:			472,202	169,365	6,817.9	78.9

Recommended 2021 Capital Projects

	Ward	Project	Project Description	Gross Budget (\$000's)	Net Budget (\$000's)	Operating Costs (\$000's)	FTE'S (#)
Previously Approved							
<u>Outside Boards & Agencies</u>							
Police Services							
	11, 12, 13, 14, 15	3762041002	Police Station 40 (New Division 4)	8,000	-	935.0	0.5
Police Services Total:				8,000	-	935.0	0.5
<u>Outside Boards & Agencies Total:</u>				8,000	-	935.0	0.5
<u>Confidential Projects</u>							
Confidential Report FCS19080(a)							
	Various		Various	713	-	-	-
Confidential Report FCS19080(a) Total:				713	-	-	-
<u>Confidential Projects Total:</u>				713	-	-	-
<u>Public Works Tax Funded (PW19083/FCS18048(a))</u>							
Entertainment Facilities							
	City Wide	3722051100	Tim Horton's Field End Guards	1,100	-	-	-
Entertainment Facilities Total:				1,100	-	-	-
Open Space Development							
	7, 8	4401656603	Sam Lawrence Park	251	-	-	-
Open Space Development Total:				251	-	-	-
<u>Public Works Tax Funded Total:</u>				1,351	-	-	-
Total Previously Approved Projects:				10,064	-	935	0.5

Previously Approved 2021 Capital Projects

	Ward	Project	Project Description	Gross Budget (\$000's)	Net Budget (\$000's)	Operating Costs (\$000's)	FTE'S (#)
Not-Included							
<u>Public Works Tax Funded</u>							
Corporate Facilities							
	2	3542141100	City Hall Forecourt Security Enhancements	820	820	10.0	-
Corporate Facilities Total:				820	820	10.0	-
Entertainment Facilities							
	City Wide	3722141729	Program - First Ontario Centre Lifecycle Renewal (M&E only)	750	750	-	-
	City Wide	3722141734	Convention Centre Lifecycle Program (M&E only)	275	275	-	-
	2	3722149903	Commonwealth Square Paver Rehabilitation	2,400	2,400	-	-
	2	3722151002	First Ontario Courtyard	168	168	-	-
	2	3722149904	FOC Capital Lifecycle Renewal	7,300	7,300	-	-
	2	3722051000	Commonwealth Square Timber Railing Replacement	400	400	-	-
Entertainment Facilities Total:				11,293	11,293	-	-
O & M - Parks & Cemeteries							
	City Wide	4402149103	Bocce Court Rehab Program	40	40	-	-
	City Wide	4402118001	Vehicular Bridges	70	70	-	-
	City Wide	4402118002	Pedestrian Bridge Replacement & Repair Program	108	108	-	-
	13	4402049004	Parkside Cemetery Development	150	150	-	-
	City Wide	4402149505	Cemeteries Foundations Study	50	50	-	-
	City Wide	4402141001	Cemetery Building Repairs	115	115	-	-
	City Wide	4402149107	Park Fencing Program	163	163	-	-
	City Wide	4402149501	Gateway Replacement - Hamilton Cemetery	70	70	-	-
	City Wide	4402151501	Sportsfield Irrigation System Lifecycle Replacements	75	75	-	-
	City Wide	4402149104	Pedestrian/Security Lighting Replacement Program	155	155	5.0	-
	City Wide	4402149510	Spraypad Infrastructure Rehabilitation Program	78	78	-	-
	City Wide	4402145801	Park Parking Lot Paving	302	302	-	-
	6	4402049900	Mohawk Sports Park – Bleachers & Shade Structure	150	150	6.0	-
	5	4402151902	Confederation Beach Park - Capital Maintenance Program	110	110	-	-
	City Wide	4402155501	IPHC Program Equipment Purchases	565	565	-	-
	City Wide	4402149502	Flagpole Replacement & Repairs Program	100	100	-	-
	City Wide	4402149504	Parkland Identification and Way Finding Signage	20	20	-	-
	City Wide	4402149612	Cemetery ID Sign Program	120	120	-	-
	City Wide	4402149102	Sports Field Rehab Program	240	240	-	-
	City Wide	4402149607	Outdoor Ice Rink Program	65	65	-	-
	City Wide	4402149610	Park Bleacher Replacement Program	100	100	-	-
O & M - Parks & Cemeteries Total:				2,846	2,846	11.0	-
<u>Public Works Tax Funded Total:</u>				14,959	14,959	21.0	-
Total Not-Included Projects:				14,959	14,959	21	-
				497,224.6	184,324.4	7,773.9	79.4

Not-Included 2021 Capital Projects

Not-Included 2021 Capital Projects

2021-2030 Affordable/ Unaffordable Capital Forecast

CITY OF HAMILTON
2021-2030 CAPITAL BUDGET FINANCING PLAN
TAX SUPPORTED PROGRAM - AFFORDABLE / UNAFFORDABLE
(\$ 000'S)

Year	Projected Gross Cost	Affordable Gross Cost	Subsidy/ Other Revenue	Federal Gas Tax	Dev't Charges	Reserves/ & Internal Sources	FINANCING SOURCES	
							Tax Budget	Debt
	\$	\$	\$	\$	\$	\$	\$	\$
Prior year Approved								
2020	423,892	397,674	123,238	29,576	58,591	72,513	82,237	31,519
2021	497,457	482,266	155,934	36,543	86,761	87,295	86,657	29,076
2022	415,659	364,438	60,780	34,057	78,492	61,163	87,107	42,839
2023	318,798	289,713	31,822	35,537	67,181	42,874	94,295	18,005
2024	341,126	332,422	34,404	35,537	76,016	43,756	98,788	43,922
2025	298,499	265,584	31,685	35,537	45,210	39,689	102,813	10,650
2026	256,569	280,650	18,399	35,537	43,950	32,414	110,108	40,242
2027	329,436	264,841	7,000	35,537	21,338	45,992	114,274	40,700
2028	334,970	315,728	7,000	35,537	69,207	47,956	116,028	40,000
2029	339,648	283,308	7,000	35,537	46,063	64,286	119,036	11,386
2030	297,525	253,013	-	35,537	37,077	44,910	128,755	6,734
TOTAL	3,853,577	3,529,639	477,262	384,472	629,886	582,847	1,140,099	315,073

Discretionary Tax Supported Net Capital Funding 2021 - 2030 Forecast

Sources of Funding (Net) (\$000's)	2020 Final	2021 Proposed	2022 Forecast	2023 Forecast	2024 Forecast	2025 Forecast	2026 Forecast	2027 Forecast	2028 Forecast	2029 Forecast	2030 Forecast	Totals 2021-2030
Sustainable Funding Sources												
Contribution from Operating	82,237	86,657	87,107	94,295	98,788	102,813	110,108	114,274	116,028	119,036	128,755	1,057,862
HUC/Alectra Dividends	2,300	2,300	2,300	2,300	2,300	2,300	2,300	2,300	2,300	2,300	2,300	23,000
HUC/Alectra Dividends - Poverty reduction	3,000	3,000	3,000	3,000	3,000	3,000	3,000	3,000	-	-	-	21,000
Future Fund - Poverty Reduction	4,000	4,000	-	-	-	-	-	-	-	-	-	4,000
Federal Gas Tax	29,576	36,543	34,057	35,537	35,537	35,537	35,537	35,537	35,537	35,537	35,537	354,896
Previous Yrs. Capital Financing Surplus	4,800	-	-	-	-	-	-	-	-	-	-	-
Total Sustainable Funding Sources	125,913	132,500	126,464	135,132	139,625	143,650	150,945	155,111	153,865	156,873	166,592	1,460,758
Non-Sustainable Funding Sources												
Unallocated / Other Capital Reserve	-	4,600	-	-	-	-	-	-	-	-	-	4,600
COVID-19 Reserve	-	1,100	-	-	-	-	-	-	-	-	-	1,100
Roads, Bridges and Traffic Capital Reserve	-	2,090	-	-	-	-	-	-	-	-	-	2,090
Total Non-Sustainable Funding Sources	-	7,790	-	-	-	-	-	-	-	-	-	7,790
Total New External Debt (Principal)	31,519	29,076	42,839	18,005	43,922	10,650	40,242	40,700	40,000	11,386	6,734	283,554
Total Funding (Net)	157,432	169,366	169,303	153,137	183,547	154,300	191,187	195,811	193,865	168,259	173,326	1,752,102
Net Capital Funding (Block Funding)												
Sources of Funding (Net) (\$000's)	2020 Final	2021 Proposed	2022 Forecast	2023 Forecast	2024 Forecast	2025 Forecast	2026 Forecast	2027 Forecast	2028 Forecast	2029 Forecast	2030 Forecast	Totals 2021-2030
Corporate Services	202	90	90	90	90	90	90	90	90	90	90	900
Information Technology	983	8,138	800	-	-	-	-	-	-	-	-	8,938
Corporate Facilities	4,745	5,540	4,583	4,583	4,583	4,583	4,583	4,583	4,583	4,583	4,583	46,787
Cultural Facilities	1,702	1,702	1,702	1,702	1,702	1,702	1,702	1,702	1,702	1,702	1,702	17,020
DC exemptions	8,500	8,500	10,000	10,000	10,000	10,000	10,000	10,000	10,000	10,000	10,000	98,500
Downtowns & Commercial Districts	2,210	2,210	2,210	2,210	2,210	2,210	2,210	2,210	2,210	2,210	2,210	22,100
Economic Development Initiatives	-	2,000	2,000	2,000	2,000	2,000	2,000	2,000	2,000	2,000	2,000	20,000
Entertainment Facilities	800	800	-	-	-	-	-	-	-	-	-	800
Fire / Paramedic Services	1,000	5,940	1,000	1,000	1,000	1,000	1,000	1,000	1,000	1,000	1,000	14,940
Forestry & Horticulture	1,345	1,565	1,345	1,345	1,345	1,345	1,345	1,345	1,345	1,345	1,345	13,670
Health and Safe Communities - Other Div	160	160	160	160	160	160	160	160	160	160	160	1,600
Housing Services	7,500	7,500	3,500	3,500	3,500	3,500	3,500	3,500	500	500	500	30,000
Long Term Care Facilities	752	500	500	500	500	500	500	500	500	500	500	5,000
Park Development (New/Expansion)	2,503	3,590	3,241	3,241	3,241	3,241	3,241	3,241	3,241	3,241	3,241	32,759
Park's Operations	1,138	1,678	1,138	1,138	1,138	1,138	1,138	1,138	1,138	1,138	1,138	11,920
Parkland Acquisition	2,500	1,500	1,500	1,500	1,500	1,500	1,500	1,500	1,500	1,500	1,500	15,000
Planning / Development	543	639	130	130	130	130	130	130	130	130	130	1,809
Recreation Facilities	4,695	4,581	4,580	4,580	4,580	4,580	4,580	5,100	5,100	5,100	5,100	47,881
Roads / Bridges / Sidewalk / Street Lighting / Traffic	59,189	62,764	63,319	65,852	68,486	71,226	74,075	77,038	80,119	83,324	86,657	732,861
Block Funding Total	100,467	119,397	101,798	103,531	106,165	108,905	111,754	115,237	115,318	118,523	121,856	1,122,485

Discretionary Tax Supported Net Capital Funding 2021 - 2030 Forecast

Net Capital Funding (Corporate Initiatives) (\$000's)	2020 Final	2021 Proposed	2022 Forecast	2023 Forecast	2024 Forecast	2025 Forecast	2026 Forecast	2027 Forecast	2028 Forecast	2029 Forecast	2030 Forecast	Totals 2021-2030
Ash Borer	2,600	2,600	2,600	-	-	-	-	-	-	-	-	5,200
City Manager	200	425	425	100	-	-	-	-	-	-	-	950
Provision for ICIP	5,000											-
Provision for in-year S.O.G.R/Boards & Agencies	414											-
Stadium Precinct Master Plan	-	-	8,291	-	-	-	-	-	-	-	-	8,291
National Housing Strategy	10,000	10,000	10,000	10,000	10,000	10,000	10,000	10,000	10,000	10,000	-	90,000
Coprporate Capital Initiatives (former HEF)		-	800	800	800	800	800	800	800	800	800	7,200
Randle Reef	375	500	-	-	-	-	-	-	-	-	-	500
Transit & ICIP	18,901	19,350	9,735	733	867	200	200	8,725	3,900	3,900	3,900	51,510
Waste Management	7,495	4,034	9,842	3,331	12,422	3,125	100,482	102,052	59,459	3,070	545	298,362
West Harbour Development	7,450	9,020	11,930	7,472	21,168	650	242	700	-	1,037	-	52,219
Corporate Initiatives Total	52,435	45,929	53,623	22,436	45,257	14,775	111,724	122,277	74,159	18,807	5,245	514,232
Total Block & Corporate Initiatives	152,902	165,326	155,421	125,967	151,422	123,680	223,478	237,514	189,477	137,330	127,101	1,636,717
Net Capital Funding (Boards & Agencies) (\$000's)	2020 Final	2021 Proposed	2022 Forecast	2023 Forecast	2024 Forecast	2025 Forecast	2026 Forecast	2027 Forecast	2028 Forecast	2029 Forecast	2030 Forecast	Totals 2021-2030
CityHousing Hamilton	500	500	500	500	500	500	500	500	500	500	500	5,000
Hamilton Conservation Authority	2,000	2,000	2,000	2,000	2,000	2,000	2,000	2,000	2,000	2,000	2,000	20,000
Library	750	-	2,854	-	12,087	-	-	-	-	349	6,734	22,024
Police Services	1,280	1,540	1,625	1,400	1,400	-	1,300	-	-	-	-	7,265
Boards & Agencies Total	4,530	4,040	6,979	3,900	15,987	2,500	3,800	2,500	2,500	2,849	9,234	54,289
Total Expenditures (Net of Surplus/Shortfall)	157,432	169,366	162,400	129,867	167,409	126,180	227,278	240,014	191,977	140,179	136,335	1,691,006
Unallocated - Surplus(Shortfall)	-	0	6,902	23,270	16,138	28,120	(36,090)	(44,203)	1,888	28,080	36,991	61,096
Total Expenditures (Net of Surplus/Shortfall)	157,432	169,366	169,303	153,137	183,547	154,300	191,187	195,811	193,865	168,259	173,326	1,752,102
Less: Previously Approved	(18,589)	-	-	-	-	-	-	-	-	-	-	-
Net Capital Funding Requiring Approval	138,843	169,366	169,303	153,137	183,547	154,300	191,187	195,811	193,865	168,259	173,326	1,752,102
Net Capital Funding Available	-	-	-	-	-	-	-	-	-	-	-	-

2021-2030 Capital Projects By Ward

**CITY OF HAMILTON
2021 RECOMMENDED PROJECTS &
2022-2030 FORECAST
FOR WARD 1**

	<u>2021</u>	<u>2022</u>	<u>2023</u>	<u>2024</u>	<u>2025</u>	<u>2026</u>	<u>2027</u>	<u>2028</u>	<u>2029</u>	<u>2030</u>	<u>Start</u>	<u>End</u>
<u>Area Rating Special Capital Reinvestment</u>												
Ward 1 Capital Reinvestment	100	100	100	100	100	100	100	100	0	0	2021	Ongoing
Sub - Total Area Rating Special Capital Reinv	100	100	100	100	100	100	100	100	0	0		
Total Council Initiatives	100	100	100	100	100	100	100	100	0	0		
<u>Tourism & Culture</u>												
Dundurn Interior Restoration	100	97	0	0	0	0	0	0	0	0	2020	2022
Dundurn Cockpit Restoration	130	0	250	0	0	0	0	0	0	0	2021	2023
Dundurn HVAC Replacement	190	250	200	0	0	0	0	0	0	0	2021	2023
Public Art Locke Street Marker	100	0	0	0	0	0	0	0	0	0	2021	2022
Sub - Total Tourism & Culture	520	347	450	0	0	0	0	0	0	0		
Total Planning & Economic Development	520	347	450	0	0	0	0	0	0	0		
<u>Open Space Development</u>												
Churchill Park Master Plan Implementation	0	1,166	0	150	0	1,876	0	0	0	0	2010	2026
Alexander Park Skate Park	0	2,109	0	0	0	0	0	1,200	0	0	2019	2022
Strathcona Pedestrian Bridge	0	0	0	0	0	0	0	815	8,039	0	2028	2029
Victoria Park Spray Pad Replacement	175	1,195	0	0	0	0	0	0	0	0	2021	2022
Confidential Project	0	1,483	165	2,307	0	0	0	0	0	0	2021	2025
Sub - Total Open Space Development	175	5,953	165	2,457	0	1,876	0	2,015	8,039	0		
<u>Recreation Facilities</u>												
Victoria Park Outdoor Pool - Redevelopment	0	3,200	0	0	0	0	0	0	0	0	2020	2022
Ryerson Recreation Centre - Refurbishing	0	0	0	0	0	300	2,200	0	0	0	2026	2027
Alexander Park Community Hub Feasibility	0	3,520	0	0	0	0	0	0	0	0	2020	2021
Sub - Total Recreation Facilities	0	6,720	0	0	0	300	2,200	0	0	0		
<u>Roads</u>												
Council Priority - Ward 1 Minor Rehabilitation	180	180	180	180	180	180	180	180	180	180	2019	Ongoing
Marion - Longwood to Dromore	150	1,140	0	0	0	0	0	0	0	0	2020	2022
Bridge 282 - Longwood over Hwy 403	1,500	0	0	0	0	0	0	0	0	0	2021	2021
Dundurn - CPR bridge (s/o Main St) to King	0	0	0	150	150	1,500	0	0	0	0	2024	2026
Aberdeen - Queen to Studholme	0	0	0	0	150	150	4,600	0	0	0	2025	2027
Westdale North Neighbourhood Phase 1	0	0	0	0	150	150	4,400	0	0	0	2025	2027
Westdale North Neighbourhood Phase 2	0	0	0	0	0	150	150	3,840	0	0	2026	2028

**CITY OF HAMILTON
2021 RECOMMENDED PROJECTS &
2022-2030 FORECAST
FOR WARD 1**

	<u>2021</u>	<u>2022</u>	<u>2023</u>	<u>2024</u>	<u>2025</u>	<u>2026</u>	<u>2027</u>	<u>2028</u>	<u>2029</u>	<u>2030</u>	<u>Start</u>	<u>End</u>
<u>Roads</u>												
Florence/Head/Morden/Napier/Nelson/Peel/Wellesley (Strathcona Neighbourhood)	0	0	0	0	0	0	150	150	1,840	0	2027	2029
Carling / Macklin St S / Olmstead / Tope (Westdale South)	0	0	0	0	0	0	150	150	1,350	0	2027	2029
Jones / Oxford / Tecumseh (Strathcona Neighbourhood)	0	0	0	0	0	0	150	150	1,220	0	2027	2029
Westdale North Neighbourhood Phase 3	0	0	0	0	0	0	150	150	3,510	0	2027	2029
Asset Preservation - Westdale South Neighbourhood (South Section)	0	0	0	0	0	0	0	0	2,610	0	2029	2029
Asset Preservation - Strathcona Neighbourhood	0	0	0	0	0	0	0	0	0	720	2030	2030
<i>Sub - Total Roads</i>	1,830	1,320	180	330	630	2,130	9,930	4,620	10,710	900		
<i>Total Public Works Tax Funded</i>	2,005	13,993	345	2,787	630	4,306	12,130	6,635	18,749	900		
<i>Total Ward 1</i>	2,625	14,440	895	2,887	730	4,406	12,230	6,735	18,749	900		

**CITY OF HAMILTON
2021 RECOMMENDED PROJECTS &
2022-2030 FORECAST
FOR WARD 2**

	<u>2021</u>	<u>2022</u>	<u>2023</u>	<u>2024</u>	<u>2025</u>	<u>2026</u>	<u>2027</u>	<u>2028</u>	<u>2029</u>	<u>2030</u>	<u>Start</u>	<u>End</u>
<u>Area Rating Special Capital Reinvestment</u>												
Ward 2 Capital Reinvestment	100	100	100	100	100	100	100	100	0	0	2021	Ongoing
Sub - Total Area Rating Special Capital Reinv	100	100	100	100	100	100	100	100	0	0		
Total Council Initiatives	100	100	100	100	100	100	100	100	0	0		
<u>Parking Services</u>												
Waterproof Convention Parking	1,000	500	500	500	0	0	0	0	0	0	2019	2024
Sub - Total Parking Services	1,000	500	500	500	0	0	0	0	0	0		
<u>Tourism & Culture</u>												
Whitehern Interior Conservation	100	0	0	0	0	0	0	0	0	0	2021	2023
Whitehern Exterior Shutter Conservation	105	0	0	0	0	0	0	0	0	0	2021	2023
Sub - Total Tourism & Culture	205	0	0	0	0	0	0	0	0	0		
Total Planning & Economic Development	1,205	500	500	500	0	0	0	0	0	0		
<u>Corporate Facilities</u>												
City Hall Garage Roof Slab Structural Rehabilitation	0	1,000	0	0	0	0	0	0	0	0	2020	2022
City Hall Forecourt Landscaping	0	750	0	0	0	0	0	0	0	0	2021	2021
Sub - Total Corporate Facilities	0	1,750	0	0	0	0	0	0	0	0		
<u>Entertainment Facilities</u>												
Program HCC, FOCH & FOC Lifecycle Renewal	800	800	800	800	800	800	800	800	800	800	2021	Ongoing
FOC Capital Lifecycle Renewal	0	7,000	8,000	7,000	5,000	8,500	8,400	8,400	8,400	8,400	2021	Ongoing
Sub - Total Entertainment Facilities	800	7,800	8,800	7,800	5,800	9,300	9,200	9,200	9,200	9,200		
<u>Open Space Development</u>												
Gore Master Plan (Open Space Development Blk)	0	2,000	0	0	0	0	0	0	0	0	2016	2022
Beasley Park Rehabilitation Phase 2 - Kelly Street Pedestrianization	210	0	1,172	0	0	0	0	0	0	0	2020	2021
Eastwood Park Redevelopment	0	800	0	0	0	0	0	0	0	0	2022	2022
Pier 4 Tugboat Play Structure Replacement	0	0	0	0	400	0	0	0	0	0	2025	2025
Sub - Total Open Space Development	210	2,800	1,172	0	400	0	0	0	0	0		
<u>Recreation Facilities</u>												
Freon Upgrades at Eastwood Arena	0	0	1,200	0	0	0	0	0	0	0	2022	2022

**CITY OF HAMILTON
2021 RECOMMENDED PROJECTS &
2022-2030 FORECAST
FOR WARD 2**

	<u>2021</u>	<u>2022</u>	<u>2023</u>	<u>2024</u>	<u>2025</u>	<u>2026</u>	<u>2027</u>	<u>2028</u>	<u>2029</u>	<u>2030</u>	<u>Start</u>	<u>End</u>
Recreation Facilities												
Bennetto Recreation Centre - Retrofit	0	0	0	0	0	0	0	6,400	0	0	2028	2028
Confidential Project	0	324	0	0	0	0	0	0	0	0	2021	2023
Sub - Total Recreation Facilities	0	324	1,200	0	0	0	0	6,400	0	0		
Roads												
Strachan - James to east end	1,030	0	0	0	0	0	0	0	0	0	2019	2021
Council Priority - Ward 2 Minor Rehabilitation	180	180	180	180	180	180	180	180	180	180	2019	Ongoing
Sheaffe / Park / Mulberry (Central Neighbourhood (North))	700	0	0	0	0	0	0	0	0	0	2019	2021
Hunter St Cycle Track	1,083	0	0	0	0	0	0	0	0	0	2021	2021
Burlington - James to Ferguson	0	1,100	0	0	0	0	0	0	0	0	2022	2022
Duke - Hess to west end & Robinson - Queen to west end	0	150	150	600	0	0	0	0	0	0	2022	2024
Ferguson/Foster/Walnut/Patrick	0	0	0	340	0	0	0	0	0	0	2024	2024
Jame - St. James Place to Herkimer	0	0	0	0	140	0	0	0	0	0	2025	2025
Hughson - Wilson to Barton	0	0	0	0	0	0	0	150	150	1,910	2028	2030
Sub - Total Roads	2,993	1,430	330	1,120	320	180	180	330	330	2,090		
West Harbour & Waterfront Strategic Initiatives												
Pier 5-7 Marina Shoreline Rehab	1,200	0	0	0	0	0	0	0	0	0	2015	2021
Pier 5-7 Boardwalk	4,800	4,000	0	0	0	0	0	0	0	0	2016	2022
Pier 6 Artisan Village - CASH FLOW	600	0	3,000	0	0	0	0	0	0	0	2016	2023
West Harbour Public Art	160	120	0	0	0	0	0	0	0	0	2018	2022
Bayfront Park Upgrades Ph 2 (Washrooms)	1,260	0	0	0	0	0	0	0	0	0	2021	2021
Pier 8 - Streetscaping	1,000	0	600	0	650	0	700	0	750	0	2021	2029
Macassa Bay Shoreline Improvements	0	2,750	0	0	0	0	0	0	0	0	2018	2022
Macassa Bay Boardwalk and Trail	0	3,000	0	0	0	0	0	0	0	0	2018	2022
Police Marine Facility Replacement	0	5,150	0	0	0	0	0	0	0	0	2022	2022
Pier 8 Greenway	0	0	450	0	0	525	0	0	625	0	2023	2029
West Harbour Parking Garage	0	0	4,900	28,300	0	0	0	0	0	0	2023	2024
Sub - Total West Harbour & Waterfront Strate	9,020	15,020	8,950	28,300	650	525	700	0	1,375	0		
Total Public Works Tax Funded	13,023	29,124	20,452	37,220	7,170	10,005	10,080	15,930	10,905	11,290		
Total Ward 2	14,328	29,724	21,052	37,820	7,270	10,105	10,180	16,030	10,905	11,290		

**CITY OF HAMILTON
2021 RECOMMENDED PROJECTS &
2022-2030 FORECAST
FOR WARD 3**

	<u>2021</u>	<u>2022</u>	<u>2023</u>	<u>2024</u>	<u>2025</u>	<u>2026</u>	<u>2027</u>	<u>2028</u>	<u>2029</u>	<u>2030</u>	<u>Start</u>	<u>End</u>
<u>Area Rating Special Capital Reinvestment</u>												
Ward 3 Capital Reinvestment	100	100	100	100	100	100	100	100	0	0	2021	Ongoing
Sub - Total Area Rating Special Capital Reinv	100	100	100	100	100	100	100	100	0	0		
Total Council Initiatives	100	100	100	100	100	100	100	100	0	0		
<u>Hamilton Fire Department</u>												
Fallen Firefighter's Memorial	0	900	0	0	0	0	0	0	0	0	2017	2022
Sub - Total Hamilton Fire Department	0	900	0	0	0	0	0	0	0	0		
Total Healthy and Safe Communities	0	900	0	0	0	0	0	0	0	0		
<u>Tourism & Culture</u>												
Confidential Project	0	845	1,443	1,056	0	0	0	0	0	0	2021	2024
Sub - Total Tourism & Culture	0	845	1,443	1,056	0	0	0	0	0	0		
Total Planning & Economic Development	0	845	1,443	1,056	0	0	0	0	0	0		
<u>Energy Initiatives</u>												
Building Energy Storage at THF	0	2,600	0	0	0	0	0	0	0	0	2022	2023
Sub - Total Energy Initiatives	0	2,600	0	0	0	0	0	0	0	0		
<u>Open Space Development</u>												
Gage Park Redevelopment	155	900	850	0	1,750	0	0	0	0	0	2012	2025
Stadium Precinct Community Park	0	12,018	0	0	0	0	0	0	0	0	2022	2022
Powell Park	0	0	0	420	0	2,000	0	0	0	0	2024	2026
Sub - Total Open Space Development	155	12,918	850	420	1,750	2,000	0	0	0	0		
<u>Recreation Facilities</u>												
Pinky Lewis Recreation Centre Expansion Project - Phase 2	0	0	0	748	7,300	0	0	0	0	0	2009	2025
Stadium Precinct Park Fieldhouses & Washrooms	0	6,000	0	0	0	0	0	0	0	0	2022	2022
Sub - Total Recreation Facilities	0	6,000	0	748	7,300	0	0	0	0	0		
<u>Roads</u>												
Council Priority - Ward 3 Minor Rehabilitation	180	180	180	180	180	180	180	180	180	180	2019	Ongoing
Snow Disposal Site - Yard Improvements	100	0	0	0	0	0	0	0	0	0	2020	2021

**CITY OF HAMILTON
2021 RECOMMENDED PROJECTS &
2022-2030 FORECAST
FOR WARD 3**

	<u>2021</u>	<u>2022</u>	<u>2023</u>	<u>2024</u>	<u>2025</u>	<u>2026</u>	<u>2027</u>	<u>2028</u>	<u>2029</u>	<u>2030</u>	<u>Start</u>	<u>End</u>
Roads												
Charlton - Sherman Access to Wentworth	510	0	0	0	0	0	0	0	0	0	2021	2021
Bridge 329 - Burlington St E over Wilcox St	150	270	0	3,600	0	0	0	0	0	0	2021	2024
Barton - Sherman to Ottawa	150	150	5,700	0	0	0	0	0	0	0	2021	2023
Wentworth St Modifications	100	0	0	0	0	0	0	0	0	0	2021	2021
New bump-outs at Barton & Lottridge and Barton & Barnesdale	60	0	0	0	0	0	0	0	0	0	2021	2021
New Intersection Pedestrian Signal (IPS) - Barton St and Milton Ave	170	0	0	0	0	0	0	0	0	0	2021	2021
New Intersection Pedestrian Signal (IPS) - Sherman Ave and Dunsmore Road	170	0	0	0	0	0	0	0	0	0	2021	2021
New Intersection Pedestrian Signal (IPS) - Wentworth & King William (near Cathedral High School)	170	0	0	0	0	0	0	0	0	0	2021	2021
Bridge 313 - Arkledun Ave (Jolley Cut), over Claremont Access	0	0	0	230	270	0	8,100	0	0	0	2018	2027
Sherman Access East Retaining Wall Replacement	0	900	0	0	0	0	0	0	0	0	2019	2022
Bridge 320 - Kenilworth Access, over Sherman Access. EB Off-Ramp	0	0	150	0	1,600	0	0	0	0	0	2023	2025
Burlington & Industrial - Birch to Gage	0	0	150	150	4,680	0	0	0	0	0	2023	2025
Wilson - Wentworth to Sherman	0	0	0	150	150	2,400	0	0	0	0	2024	2026
Wentworth - Barton to Burlington	0	0	0	0	150	150	3,100	0	0	0	2025	2027
Birge - Emerald to Cheever	0	0	0	0	0	150	150	520	0	0	2026	2028
Oak/Emerald/East Ave - Cannon to Barton - Cannon to Barton	0	0	0	0	0	150	150	2,100	0	0	2026	2028
Industrial - Ottawa to Gage / Gage / Depew	0	0	0	0	0	0	2,060	0	0	0	2027	2027
Sanford - Cannon to Barton	0	0	0	0	0	0	150	150	1,100	0	2027	2027
Sanford - Main to Cannon	0	0	0	0	0	0	150	150	1,330	0	2027	2029
Evans - Wellington to East	0	0	0	0	0	0	0	150	150	380	2028	2030
Stipeley Neighbourhood (South) - Connaught / Balasm / Dunsmore	0	0	0	0	0	0	0	150	150	1,800	2028	2030
Wentworth - Charlton to King	0	0	0	0	0	0	0	0	720	0	2029	2029
Main - Wentworth to King	0	0	0	0	0	0	0	0	2,250	0	2029	2029
Asset Preservation - Industrial Sector A and B Neighbourhood	0	0	0	0	0	0	0	0	1,170	0	2029	2029
Sub - Total Roads	1,760	1,500	6,180	4,310	7,030	3,030	14,040	3,400	7,050	2,360		
Total Public Works Tax Funded	1,915	23,018	7,030	5,478	16,080	5,030	14,040	3,400	7,050	2,360		
Total Ward 3	2,015	24,863	8,573	6,634	16,180	5,130	14,140	3,500	7,050	2,360		

**CITY OF HAMILTON
2021 RECOMMENDED PROJECTS &
2022-2030 FORECAST
FOR WARD 4**

	<u>2021</u>	<u>2022</u>	<u>2023</u>	<u>2024</u>	<u>2025</u>	<u>2026</u>	<u>2027</u>	<u>2028</u>	<u>2029</u>	<u>2030</u>	<u>Start</u>	<u>End</u>
<u>Area Rating Special Capital Reinvestment</u>												
Ward 4 Capital Reinvestment	100	100	100	100	100	100	100	100	0	0	2021	Ongoing
Sub - Total Area Rating Special Capital Reinv	100	100	100	100	100	100	100	100	0	0		
Total Council Initiatives	100	100	100	100	100	100	100	100	0	0		
<u>Tourism & Culture</u>												
Steam Museum Shed Restoration	220	100	0	0	0	0	0	0	0	0	2021	2023
Sub - Total Tourism & Culture	220	100	0	0	0	0	0	0	0	0		
Total Planning & Economic Development	220	100	0	0	0	0	0	0	0	0		
<u>Open Space Development</u>												
Andrew Warburton Memorial Park	1,400	1,000	0	0	0	0	0	0	0	0	2019	2022
HRTMP Initiatives #4-4 and 5-6 - Hydro Corridor: Barton Street to Greenhill Avenue	209	0	1,413	0	0	0	0	0	0	0	2019	2023
Rennie Street Works Yard - Proposed Park	0	500	0	0	0	0	0	0	0	0	2021	2022
Leaside Park Redevelopment	0	420	0	0	0	0	0	0	0	0	2022	2022
W4 Pipeline Trail	0	181	1,306	0	0	0	0	0	0	0	2016	2023
R.T. Steele Park	500	0	0	0	0	0	0	0	0	0	2021	2021
Sub - Total Open Space Development	2,109	2,101	2,719	0	0	0	0	0	0	0		
<u>Recreation Facilities</u>												
Parkdale Outdoor Pool Redevelopment & Expansion	222	0	0	0	0	0	0	0	0	0	2015	2021
Sir Winston Churchill Recreation Centre - Expansion & Renovation	0	0	0	0	0	0	0	6,400	0	0	2028	2028
Sub - Total Recreation Facilities	222	0	0	0	0	0	0	6,400	0	0		
<u>Roads</u>												
Council Priority - Ward 4 Minor Rehabilitation	180	180	180	180	180	180	180	180	180	180	2019	Ongoing
Barton - Parkdale to Talbot	3,780	0	0	0	0	0	0	0	0	0	2019	2021
Delena / Beland / Dunsmore	2,350	0	0	0	0	0	0	0	0	0	2019	2021
Kenilworth - Barton to Roxborough	1,400	0	0	0	0	0	0	0	0	0	2021	2021
Barton - Ottawa to Kenilworth	150	0	0	150	2,400	0	0	0	0	0	2021	2025
Strathearne - Main to Britannia	150	1,550	0	0	0	0	0	0	0	0	2021	2022
Strathearne - Brampton to gate at north end	150	0	150	3,300	0	0	0	0	0	0	2021	2024
Bridge 326 - Nikola Tesla Overpass at Kenilworth Ave	0	0	0	150	150	150	0	3,500	0	0	2024	2028
Brampton - Parkdale to Woodward & Brighton	0	0	0	150	150	3,250	0	0	0	0	2024	2026
Bridge 327 - Nikola Tesla Overpass over Strathearne	0	0	0	0	270	0	4,680	0	0	0	2025	2027

**CITY OF HAMILTON
2021 RECOMMENDED PROJECTS &
2022-2030 FORECAST
FOR WARD 4**

	<u>2021</u>	<u>2022</u>	<u>2023</u>	<u>2024</u>	<u>2025</u>	<u>2026</u>	<u>2027</u>	<u>2028</u>	<u>2029</u>	<u>2030</u>	<u>Start</u>	<u>End</u>
<u>Roads</u>												
Beach - Ottawa to Kenilworth	0	0	0	0	0	800	0	0	0	0	2026	2026
King - Kenilworth to RHVP	0	0	0	0	0	2,160	0	0	0	0	2026	2026
Kenilworth - Barton to Merchison	0	0	0	0	0	0	630	0	0	0	2027	2027
Kenilworth - Roxborough to Main	0	0	0	0	0	0	1,000	0	0	0	2027	2027
Asset Preservation - Rosedale Neighbourhood	0	0	0	0	0	0	0	1,520	0	0	2028	2028
<i>Sub - Total Roads</i>	8,160	1,730	330	3,930	3,150	6,540	6,490	5,200	180	180		
<i>Total Public Works Tax Funded</i>	10,491	3,831	3,049	3,930	3,150	6,540	6,490	11,600	180	180		
<i>Total Ward 4</i>	10,811	4,031	3,149	4,030	3,250	6,640	6,590	11,700	180	180		

**CITY OF HAMILTON
2021 RECOMMENDED PROJECTS &
2022-2030 FORECAST
FOR WARD 5**

	<u>2021</u>	<u>2022</u>	<u>2023</u>	<u>2024</u>	<u>2025</u>	<u>2026</u>	<u>2027</u>	<u>2028</u>	<u>2029</u>	<u>2030</u>	<u>Start</u>	<u>End</u>
<u>Area Rating Special Capital Reinvestment</u>												
Ward 5 Capital Reinvestment	100	100	100	100	100	100	100	100	0	0	2021	Ongoing
Sub - Total Area Rating Special Capital Reinv	100	100	100	100	100	100	100	100	0	0		
Total Council Initiatives	100	100	100	100	100	100	100	100	0	0		
<u>Hamilton Public Library</u>												
East Hamilton Replace & Expand	0	0	0	8,500	0	0	0	0	0	0	2026	2027
Sub - Total Hamilton Public Library	0	0	0	8,500	0	0	0	0	0	0		
Total Outside Boards & Agencies	0	0	0	8,500	0	0	0	0	0	0		
<u>Planning Services</u>												
Centennial Neighborhood Streetscape and Public Realm Design Study	0	500	0	0	0	0	0	0	0	0	2022	2024
Sub - Total Planning Services	0	500	0	0	0	0	0	0	0	0		
<u>Tourism & Culture</u>												
Veevers Estate Tenant Improvements	118	0	0	0	0	0	0	0	0	0	2021	2023
Public Art-Hamilton the Electric City	225	0	0	0	0	0	0	0	0	0	2021	2022
Sub - Total Tourism & Culture	343	0	0	0	0	0	0	0	0	0		
Total Planning & Economic Development	343	500	0	0	0	0	0	0	0	0		
<u>O & M - Parks & Cemeteries</u>												
Confederation Beach Park - Capital Maintenance Program	150	175	175	175	175	175	175	175	175	175	2021	Ongoing
Confederation Beach Park - Capital Maintenance Program	0	110	110	110	110	110	110	110	110	0	2021	Ongoing
Sub - Total O & M - Parks & Cemeteries	150	285	285	285	285	285	285	285	285	175		
<u>Open Space Development</u>												
Confederation Park Redevelopment	6,560	0	1,500	3,285	675	0	0	0	0	0	2013	2042
Nash Orchard Park	0	793	0	0	0	0	0	0	0	0	2015	2022
Sub - Total Open Space Development	6,560	793	1,500	3,285	675	0	0	0	0	0		
<u>Recreation Facilities</u>												
Confederation Park Sports Park Buildings	556	0	0	0	0	0	0	0	0	0	2020	2020
Sir Wilfrid Laurier Gymnasium Addition.	6,775	775	500	0	0	0	0	0	0	0	2017	2021

**CITY OF HAMILTON
2021 RECOMMENDED PROJECTS &
2022-2030 FORECAST
FOR WARD 5**

	<u>2021</u>	<u>2022</u>	<u>2023</u>	<u>2024</u>	<u>2025</u>	<u>2026</u>	<u>2027</u>	<u>2028</u>	<u>2029</u>	<u>2030</u>	<u>Start</u>	<u>End</u>
Recreation Facilities												
Program - King's Forest Golf Course Improvements	0	0	6,042	0	0	0	0	0	0	0	2023	Ongoing
Riverdale Community Hub	0	19,000	0	0	0	0	0	0	0	0	2019	2021
Sub - Total Recreation Facilities	7,331	19,775	6,542	0	0	0	0	0	0	0		
Roads												
Bridge 407 - Queenston Rd, 320m e/o Lake Ave	300	0	0	0	0	0	0	0	0	0	2018	2021
Council Priority - Ward 5 Minor Rehabilitation	180	180	180	180	180	180	180	180	180	180	2019	Ongoing
Kelvin - Old Orchard to south end	150	240	0	0	0	0	0	0	0	0	2021	2022
A/R - Albright - Quigley to 190nm w/o Nicklaus	300	0	0	0	0	0	0	0	0	0	2021	2021
A/R - Greenford - Queenston to south end	300	0	0	0	0	0	0	0	0	0	2021	2021
Bridge 048 - Jones St, 110m w/o King St E	0	680	0	0	0	0	0	0	0	0	2019	2022
Bridge 452 - Centennial Pkwy, 990m n/o Ridge	0	0	270	0	0	5,940	0	0	0	0	2020	2026
Bridge 049 - Collegiate Ave, 30m w/o Donn Ave	0	0	0	0	30	150	0	450	0	0	2025	2028
Lake Avenue - Barton to South Service	0	0	0	0	150	150	1,710	0	0	0	2025	2027
King - RHVP to Centennial	0	0	0	0	0	2,430	0	0	0	0	2026	2026
Lake Avenue - Queenston to Barton	0	0	0	0	0	150	150	3,060	0	0	2026	2028
Nash - Barton to 350 metres north of Bancroft	0	0	0	0	0	0	0	150	150	2,400	2028	2030
Asset Preservation - Battlefield Neighbourhood	0	0	0	0	0	0	0	0	500	0	2029	2029
Sub - Total Roads	1,230	1,100	450	180	360	9,000	2,040	3,840	830	2,580		
Total Public Works Tax Funded	15,271	21,953	8,777	3,750	1,320	9,285	2,325	4,125	1,115	2,755		
Total Ward 5	15,714	22,553	8,877	12,350	1,420	9,385	2,425	4,225	1,115	2,755		

**CITY OF HAMILTON
2021 RECOMMENDED PROJECTS &
2022-2030 FORECAST
FOR WARD 6**

	<u>2021</u>	<u>2022</u>	<u>2023</u>	<u>2024</u>	<u>2025</u>	<u>2026</u>	<u>2027</u>	<u>2028</u>	<u>2029</u>	<u>2030</u>	<u>Start</u>	<u>End</u>
<u>Area Rating Special Capital Reinvestment</u>												
Ward 6 Capital Reinvestment	100	100	100	100	100	100	100	100	0	0	2021	Ongoing
Sub - Total Area Rating Special Capital Reinv	100	100	100	100	100	100	100	100	0	0		
Total Council Initiatives	100	100	100	100	100	100	100	100	0	0		
<u>O & M - Parks & Cemeteries</u>												
Mohawk Sports Park – Bleachers & Shade Structure	0	295	0	0	0	0	0	0	0	0	2020	2022
Sub - Total O & M - Parks & Cemeteries	0	295	0	0	0	0	0	0	0	0		
<u>Open Space Development</u>												
Mohawk Sports Park Masterplan	0	0	560	0	0	0	0	0	0	0	2020	2023
Open Space Replacement Strategy - Acquisitions	0	0	0	648	300	0	0	0	0	0	2024	2025
Albion Falls - Waterfalls Viewing	0	1,900	0	0	0	0	0	0	0	0	2018	2022
Broughton Park Upgrades	0	100	700	0	0	0	0	0	0	0	2022	2023
Sub - Total Open Space Development	0	2,000	1,260	648	300	0	0	0	0	0		
<u>Recreation Facilities</u>												
Huntington Park Recreation Centre Retrofit Phase 2	0	740	0	0	0	0	0	0	0	0	2022	2022
Bernie Arbour Stadium - Upgrades	0	0	150	150	0	0	0	0	0	0	2016	2023
Sub - Total Recreation Facilities	0	740	150	150	0	0	0	0	0	0		
<u>Roads</u>												
Council Priority - Ward 6 Minor Rehabilitation	180	180	180	180	180	180	180	180	180	180	2019	Ongoing
Concession / Mountain Brow - Upper Gage to Oakcrest	150	4,800	0	0	0	0	0	0	0	0	2021	2022
Repaving of 1375 Upper Ottawa rear lot	100	0	0	0	0	0	0	0	0	0	2021	2021
A/R - East 43rd - Fennell to Queensdale	600	0	0	0	0	0	0	0	0	0	2021	2021
A/R - Carson / Landron	1,020	0	0	0	0	0	0	0	0	0	2021	2021
Rymal - Upper Ottawa to Dartnall	0	180	540	3,330	0	0	0	0	0	0	2022	2024
Rymal - Upper Gage to Upper Ottawa	0	0	180	540	2,970	0	0	0	0	0	2023	2025
Bruceedale - Upper Gage to Upper Ottawa	0	0	0	760	0	0	0	0	0	0	2024	2024
Nebo - Rymal to Stone Church	0	0	0	800	0	0	0	0	0	0	2024	2024
Upper Kenilworth - Limeridge to Mohawk	0	0	0	0	1,300	0	0	0	0	0	2025	2025
Asset Preservation - Trenholme Neighbourhood	0	0	0	0	0	0	0	750	0	0	2028	2028
Mohawk - Upper Kenilworth to Mountain Brow	0	0	0	0	0	0	0	0	500	0	2029	2029
Stone Church - Upper Sherman to Upper Ottawa	0	0	0	0	0	0	0	0	0	1,350	2030	2030
Upper Ottawa - Stone Church to Reno	0	0	0	0	0	0	0	0	0	1,670	2030	2030
Stone Church - Upper Ottawa to Dartnall	0	0	0	0	0	0	0	0	0	900	2030	2030

**CITY OF HAMILTON
2021 RECOMMENDED PROJECTS &
2022-2030 FORECAST
FOR WARD 6**

	<u>2021</u>	<u>2022</u>	<u>2023</u>	<u>2024</u>	<u>2025</u>	<u>2026</u>	<u>2027</u>	<u>2028</u>	<u>2029</u>	<u>2030</u>	<u>Start</u>	<u>End</u>
<i>Sub - Total Roads</i>	2,050	5,160	900	5,610	4,450	180	180	930	680	4,100		
<i>Total Public Works Tax Funded</i>	<u>2,050</u>	<u>8,195</u>	<u>2,310</u>	<u>6,408</u>	<u>4,750</u>	<u>180</u>	<u>180</u>	<u>930</u>	<u>680</u>	<u>4,100</u>		
<i>Total Ward 6</i>	<u>2,150</u>	<u>8,295</u>	<u>2,410</u>	<u>6,508</u>	<u>4,850</u>	<u>280</u>	<u>280</u>	<u>1,030</u>	<u>680</u>	<u>4,100</u>		

**CITY OF HAMILTON
2021 RECOMMENDED PROJECTS &
2022-2030 FORECAST
FOR WARD 7**

	<u>2021</u>	<u>2022</u>	<u>2023</u>	<u>2024</u>	<u>2025</u>	<u>2026</u>	<u>2027</u>	<u>2028</u>	<u>2029</u>	<u>2030</u>	<u>Start</u>	<u>End</u>
<u>Area Rating Special Capital Reinvestment</u>												
Ward 7 Capital Reinvestment	100	100	100	100	100	100	100	100	0	0	2021	Ongoing
Sub - Total Area Rating Special Capital Reinv	100	100	100	100	100	100	100	100	0	0		
Total Council Initiatives												
	100	100	100	100	100	100	100	100	0	0		
<u>Open Space Development</u>												
HRTMP Initiative 7-1 - Limeridge Mall Hydro Corridor Trail	712	691	0	0	0	0	0	0	0	0	2019	2022
Eastmount Park Spray Pad Redevelopment	0	0	0	0	75	550	0	0	0	0	2025	2026
Tennis Court Improvements	0	0	0	0	0	0	200	0	0	0	2027	2027
Billy Sherring	0	0	0	0	0	0	2,735	0	0	0	2027	2027
Sub - Total Open Space Development	712	691	0	0	75	550	2,935	0	0	0		
<u>Recreation Facilities</u>												
Sackville Hill Senior Expansion & Lifecycle Renewal	0	0	0	0	0	14,300	0	0	0	0	2019	2026
Turner Park - Parking Lot	0	550	550	0	0	0	0	0	0	0	2021	2022
Sub - Total Recreation Facilities	0	550	550	0	0	14,300	0	0	0	0		
<u>Roads</u>												
Council Priority - Ward 7 Minor Rehabilitation	180	180	180	180	180	180	180	180	180	180	2019	Ongoing
Upper Wentworth - Mohawk to Fennell	0	0	630	0	0	0	0	0	0	0	2023	2023
Upper Wentworth - LINC to Mohawk	0	0	1,440	0	0	0	0	0	0	0	2023	2023
Rymal - Upper Wentworth to Upper Sherman	0	0	0	0	180	540	2,880	0	0	0	2025	2027
Rymal - Upper Wellington to Upper Wentworth	0	0	0	0	0	180	540	2,970	0	0	2026	2028
Stone Church - Upper Wellington to Upper Sherman	0	0	0	0	0	0	0	0	1,100	0	2029	2029
Fennell - Upper Wentworth to Upper Sherman	0	0	0	0	0	0	0	0	590	0	2029	2029
Sub - Total Roads	180	180	2,250	180	360	900	3,600	3,150	1,870	180		
Total Public Works Tax Funded	892	1,421	2,800	180	435	15,750	6,535	3,150	1,870	180		
Total Ward 7	992	1,521	2,900	280	535	15,850	6,635	3,250	1,870	180		

**CITY OF HAMILTON
2021 RECOMMENDED PROJECTS &
2022-2030 FORECAST
FOR WARD 8**

	<u>2021</u>	<u>2022</u>	<u>2023</u>	<u>2024</u>	<u>2025</u>	<u>2026</u>	<u>2027</u>	<u>2028</u>	<u>2029</u>	<u>2030</u>	<u>Start</u>	<u>End</u>
<u>Area Rating Special Capital Reinvestment</u>												
Ward 8 Capital Reinvestment	100	100	100	100	100	100	100	100	0	0	2021	Ongoing
Sub - Total Area Rating Special Capital Reinv	100	100	100	100	100	100	100	100	0	0		
<u>Total Council Initiatives</u>												
	100	100	100	100	100	100	100	100	0	0		
<u>Tourism & Culture</u>												
Auchmar Adaptive Reuse - Stone Walls Phase	0	600	2,190	2,490	2,090	2,290	2,490	2,090	480	250	2022	Ongoing
Sub - Total Tourism & Culture	0	600	2,190	2,490	2,090	2,290	2,490	2,090	480	250		
<u>Total Planning & Economic Development</u>												
	0	600	2,190	2,490	2,090	2,290	2,490	2,090	480	250		
<u>Open Space Development</u>												
Southam Park Master Plan	60	0	1,058	0	0	0	0	0	0	0	2020	2023
William Connell Park - Entrance Improvement	75	0	0	0	0	0	0	0	0	0	2021	2021
Gourley Park Spray Pad Redevelopment	0	70	530	0	0	0	0	0	0	0	2022	2023
William Connell Phase 3	0	1,200	0	0	1,200	0	0	0	0	0	2022	2025
Ryckman's Park Pathway	102	0	0	0	0	0	0	0	0	0	2021	2021
Sub - Total Open Space Development	237	1,270	1,588	0	1,200	0	0	0	0	0		
<u>Roads</u>												
Council Priority - Ward 8 Minor Rehabilitation	180	180	180	180	180	180	180	180	180	180	2019	Ongoing
West 5th EA - Rymal to Stone Church (SMA)	250	0	0	0	0	0	0	0	0	0	2021	2021
Upper James - Pedestrian Improvements	600	0	0	0	0	0	0	0	0	0	2021	2021
Stone Church - Upper James to Upper Wellington	1,200	0	0	0	0	0	0	0	0	0	2021	2021
A/R - Inverness & Arcade (within Southam Neighbourhood)	500	0	0	0	0	0	0	0	0	0	2021	2021
A/R - Monarch & West 2nd (within Bonnington Neighbourhood)	750	0	0	0	0	0	0	0	0	0	2021	2021
Rymal - Upper James to Upper Wellington	0	180	540	3,060	0	0	0	0	0	0	2022	2024
Fennell - Garth to 200m e/o Governors and West 4th to Upper James	0	0	910	0	0	0	0	0	0	0	2023	2023
Upper James - Mohawk to Fennell	0	0	100	200	3,780	0	0	0	0	0	2023	2025
West 5th - Rymal to Stone Church (SMA)	0	0	150	150	3,000	0	0	0	0	0	2023	2025
Asset Preservation - Bonnington Neighbourhood	0	0	0	0	3,500	0	0	0	0	0	2025	2025
Fennell - Upper James to Upper Wellington	0	0	0	0	0	2,610	0	0	0	0	2026	2026
Asset Preservation - Rolston Neighbourhood (North Section)	0	0	0	0	0	0	0	2,070	0	0	2028	2028
Asset Preservation - Rolston Neighbourhood (South Section)	0	0	0	0	0	0	0	0	3,240	0	2029	2029
A/R - Lynbrook / Miami - Millbank to Rolston (within Rolston Neighbourhood)	0	750	0	0	0	0	0	0	0	0	2022	2022
Sub - Total Roads	3,480	1,110	1,880	3,590	10,460	2,790	180	2,250	3,420	180		

**CITY OF HAMILTON
2021 RECOMMENDED PROJECTS &
2022-2030 FORECAST
FOR WARD 8**

	<u>2021</u>	<u>2022</u>	<u>2023</u>	<u>2024</u>	<u>2025</u>	<u>2026</u>	<u>2027</u>	<u>2028</u>	<u>2029</u>	<u>2030</u>	<u>Start</u>	<u>End</u>
<i>Total Public Works Tax Funded</i>	<u>3,717</u>	<u>2,380</u>	<u>3,468</u>	<u>3,590</u>	<u>11,660</u>	<u>2,790</u>	<u>180</u>	<u>2,250</u>	<u>3,420</u>	<u>180</u>		
<i>Total Ward 8</i>	<u>3,817</u>	<u>3,080</u>	<u>5,758</u>	<u>6,180</u>	<u>13,850</u>	<u>5,180</u>	<u>2,770</u>	<u>4,440</u>	<u>3,900</u>	<u>430</u>		

**CITY OF HAMILTON
2021 RECOMMENDED PROJECTS &
2022-2030 FORECAST
FOR WARD 9**

	<u>2021</u>	<u>2022</u>	<u>2023</u>	<u>2024</u>	<u>2025</u>	<u>2026</u>	<u>2027</u>	<u>2028</u>	<u>2029</u>	<u>2030</u>	<u>Start</u>	<u>End</u>
<u>Hamilton Fire Department</u>												
Upper Stoney Creek New Station	0	0	0	0	8,432	1,944	0	0	0	0	2025	2027
Sub - Total Hamilton Fire Department	0	0	0	0	8,432	1,944	0	0	0	0		
Total Healthy and Safe Communities	0	0	0	0	8,432	1,944	0	0	0	0		
<u>Hamilton Public Library</u>												
Valley Park Library Expansion	1,000	0	0	0	0	0	0	0	0	0	2017	2019
Sub - Total Hamilton Public Library	1,000	0	0	0	0	0	0	0	0	0		
Total Outside Boards & Agencies	1,000	0	0	0	0	0	0	0	0	0		
<u>Open Space Development</u>												
Heritage Green Community Sports Park Implementation	0	520	0	4,800	0	0	0	0	0	0	2015	2024
Highbury Meadows North Park (Proposed)	0	623	0	0	0	0	0	0	0	0	2018	2022
The Crossings Park (Proposed)	0	0	0	888	0	0	0	0	0	0	2024	2024
Brooks @ Rymal Park (Proposed) - Summit Ph 10 Development	0	0	882	0	0	0	0	0	0	0	2027	2027
Sub - Total Open Space Development	0	1,143	882	5,688	0	0	0	0	0	0		
<u>Recreation Facilities</u>												
Valley Park Community Centre Fit-up	444	0	0	0	0	0	0	0	0	0	2017	2021
Sub - Total Recreation Facilities	444	0	0	0	0	0	0	0	0	0		
<u>Roads</u>												
Rymal - Fletcher to Upper Centennial	500	0	0	0	0	0	0	0	0	0	2015	2021
Bridge 366 - Mud St W, 320m e/o Paramount Dr	600	0	0	0	0	0	0	0	0	0	2018	2021
Council Priority - Ward 9 Minor Rehabilitation	180	180	180	180	180	180	180	180	180	180	2019	Ongoing
Mud - Paramount to Upper Centennial Parkway	800	0	0	0	0	0	0	0	0	0	2020	2021
Paramount - Atlas to Old Mud	3,500	0	0	0	0	0	0	0	0	0	2021	2021
Highland - Glenhollow to First Rd W	0	1,200	0	0	0	0	0	0	0	0	2022	2022
Highland Rd W - Winterberry to Glenhollow	0	380	0	0	0	0	0	0	0	0	2022	2022
Highland Rd W - First Rd W to Upper Centennial	0	0	720	0	0	0	0	0	0	0	2023	2023
Paramount - Winterberry to Mud (south side of Mud)	0	0	0	970	0	0	0	0	0	0	2024	2024
Upper Centennial Pkwy - Mud to Green Mountain	0	0	0	640	0	0	0	0	0	0	2024	2024
Upper Centennial – Rymal to Mud	0	0	0	1,450	0	0	0	0	0	0	2024	2024
Mud - Winterberry to Paramount	0	0	0	1,210	0	0	0	0	0	0	2024	2024

**CITY OF HAMILTON
2021 RECOMMENDED PROJECTS &
2022-2030 FORECAST
FOR WARD 9**

	<u>2021</u>	<u>2022</u>	<u>2023</u>	<u>2024</u>	<u>2025</u>	<u>2026</u>	<u>2027</u>	<u>2028</u>	<u>2029</u>	<u>2030</u>	<u>Start</u>	<u>End</u>
<i>Sub - Total Roads</i>	5,580	1,760	900	4,450	180	180	180	180	180	180		
<i>Total Public Works Tax Funded</i>	<u>6,024</u>	<u>2,903</u>	<u>1,782</u>	<u>10,138</u>	<u>180</u>	<u>180</u>	<u>180</u>	<u>180</u>	<u>180</u>	<u>180</u>		
<i>Total Ward 9</i>	<u>7,024</u>	<u>2,903</u>	<u>1,782</u>	<u>10,138</u>	<u>8,612</u>	<u>2,124</u>	<u>180</u>	<u>180</u>	<u>180</u>	<u>180</u>		

**CITY OF HAMILTON
2021 RECOMMENDED PROJECTS &
2022-2030 FORECAST
FOR WARD 10**

	<u>2021</u>	<u>2022</u>	<u>2023</u>	<u>2024</u>	<u>2025</u>	<u>2026</u>	<u>2027</u>	<u>2028</u>	<u>2029</u>	<u>2030</u>	<u>Start</u>	<u>End</u>
<u>Hamilton Fire Department</u>												
Winona Station Renovation	0	0	0	0	0	0	1,757	1,668	0	0	2027	2029
Sub - Total Hamilton Fire Department	0	0	0	0	0	0	1,757	1,668	0	0		
Total Healthy and Safe Communities	0	0	0	0	0	0	1,757	1,668	0	0		
<u>Corporate Facilities</u>												
Stoney Creek City Hall -RCMP Lease Capital Replacement	610	210	210	210	210	210	210	210	210	210	2021	Ongoing
Sub - Total Corporate Facilities	610	210	210	210	210	210	210	210	210	210		
<u>Open Space Development</u>												
Lewis Road Park (Winona)	0	0	100	600	0	0	0	0	0	0	2023	2024
Fruitland/Winona Community Parkland	0	0	3,800	0	1,237	0	0	0	0	0	2023	2025
Hunter Estates Park Sun Shelter	0	0	0	0	80	0	0	0	0	0	2025	2025
Cherry Beach Park	200	120	0	869	0	0	0	0	0	0	2021	2024
Sub - Total Open Space Development	200	120	3,900	1,469	1,317	0	0	0	0	0		
<u>Recreation Facilities</u>												
Winona Recreation Centre Feasibility (New)	0	2,500	24,000	0	0	0	0	0	0	0	2019	2023
Saltfleet Multi-Use Recreation Complex Feasibility	0	0	0	0	0	100	0	32,000	0	0	2026	2028
Kiwanis Community Centre Roof & HVAC (Stoney Creek)	0	0	920	0	0	0	0	0	0	0	2022	2022
Sub - Total Recreation Facilities	0	2,500	24,920	0	0	100	0	32,000	0	0		
<u>Roads</u>												
Council Priority - Ward 10 Minor Rehabilitation	180	180	180	180	180	180	180	180	180	180	2019	Ongoing
Fifty Road Escarpment Access - Retaining Walls	150	2,100	0	0	0	0	0	0	0	0	2020	2022
Arvin - Dosco to Jones	150	150	3,330	0	0	0	0	0	0	0	2021	2023
Pinelands / Teal / Garden / Community / Greensfield	150	150	0	2,720	0	0	0	0	0	0	2021	2024
Fruitland - Hwy 8 to Barton	0	700	0	0	0	0	0	0	0	0	2022	2022
King - Stoney Brook to Highway No. 8	0	1,400	0	0	0	0	0	0	0	0	2022	2022
Arvin - Glover to east end	0	0	0	590	0	0	0	0	0	0	2024	2024
Barton - Fruitland to Fifty (Fruitland - Winona)	0	0	0	150	150	17,570	0	0	0	0	2024	2026
Green - Barton to South Service	0	0	0	0	0	0	1,100	0	0	0	2027	2027
Green - Carla to Barton	0	0	0	0	0	0	150	150	3,500	0	2027	2029
Fruitland - Barton to South Service	0	0	0	0	0	0	0	0	450	0	2029	2029
Asset Preservation - Dewitt Neighbourhood	0	0	0	0	0	0	0	0	3,690	0	2029	2029
Arvin - Jones to existing West end	0	0	0	0	0	0	0	0	0	2,560	2030	2030
Lewis - Barton to Hwy 8	0	0	0	0	0	0	0	0	0	4,290	2030	2030

**CITY OF HAMILTON
2021 RECOMMENDED PROJECTS &
2022-2030 FORECAST
FOR WARD 10**

	<u>2021</u>	<u>2022</u>	<u>2023</u>	<u>2024</u>	<u>2025</u>	<u>2026</u>	<u>2027</u>	<u>2028</u>	<u>2029</u>	<u>2030</u>	<u>Start</u>	<u>End</u>
<u>Roads</u>												
New Traffic Signal - Fifty @ North Service Rd	0	0	270	0	0	0	0	0	0	0	2018	2023
New Traffic Signal - Fruitland @ North Service Rd	0	0	270	0	0	0	0	0	0	0	2018	2023
New Traffic Signal - South Service Rd @ Vince Mazza Way	0	200	0	0	0	0	0	0	0	0	2022	2022
Sub - Total Roads	630	4,880	4,050	3,640	330	17,750	1,430	330	7,820	7,030		
Total Public Works Tax Funded	1,440	7,710	33,080	5,319	1,857	18,060	1,640	32,540	8,030	7,240		
Total Ward 10	1,440	7,710	33,080	5,319	1,857	18,060	3,397	34,208	8,030	7,240		

**CITY OF HAMILTON
2021 RECOMMENDED PROJECTS &
2022-2030 FORECAST
FOR WARD 11**

	<u>2021</u>	<u>2022</u>	<u>2023</u>	<u>2024</u>	<u>2025</u>	<u>2026</u>	<u>2027</u>	<u>2028</u>	<u>2029</u>	<u>2030</u>	<u>Start</u>	<u>End</u>
<u>Hamilton Fire Department</u>												
Binbrook Station Renovation	0	0	0	0	0	0	0	0	1,118	1,029	2029	2031
Sub - Total Hamilton Fire Department	0	0	0	0	0	0	0	0	1,118	1,029		
Total Healthy and Safe Communities	0	0	0	0	0	0	0	0	1,118	1,029		
<u>Hamilton Public Library</u>												
Mount Hope Library Expansion	0	5,500	0	0	0	0	0	0	0	0	2021	2022
Sub - Total Hamilton Public Library	0	5,500	0	0	0	0	0	0	0	0		
Total Outside Boards & Agencies	0	5,500	0	0	0	0	0	0	0	0		
<u>Open Space Development</u>												
Lancaster Heights - Developer Build	675	0	0	0	0	0	0	0	0	0	2021	2021
Fletcher Road Parkette (Proposed)	0	0	191	0	0	0	0	0	0	0	2023	2023
Elfrida Secondary Plan Parks	0	0	0	0	0	0	100	600	0	0	2027	2031
Sub - Total Open Space Development	675	0	191	0	0	0	100	600	0	0		
<u>Recreation Facilities</u>												
Binbrook Recreation Centre Feasibility	0	0	0	0	0	0	0	27,500	0	0	2019	2028
Mt. Hope New Recreation Facility	0	0	4,500	0	0	0	0	0	0	0	2019	2023
Sub - Total Recreation Facilities	0	0	4,500	0	0	0	0	27,500	0	0		
<u>Roads</u>												
Bridge 437 - Miles Rd, 610m s/o Dickenson Rd E	720	0	0	0	0	0	0	0	0	0	2018	2021
Council Priority - Ward 11 Minor Rehabilitation	180	180	180	180	180	180	180	180	180	180	2019	Ongoing
Bridge 414 - Miles Road, 130m s/o Dickenson Rd E	470	0	0	0	0	0	0	0	0	0	2020	2021
Dickenson EA - Upper James to Upper Centennial	450	0	0	0	0	0	0	0	0	0	2021	2021
Airport Road Class EA - Upper James to Glanaster Road	690	0	0	0	0	0	0	0	0	0	2021	2021
Dickenson - Upper James to Glanaster (AEGD)	6,000	0	0	0	5,650	0	0	0	0	0	2021	2025
Traffic Signal Modernization - Nebo @ Rymal	200	0	0	0	0	0	0	0	0	0	2021	2021
New Traffic Signal - Nebo @ Twenty Rd	250	0	0	0	0	0	0	0	0	0	2021	2021
Bridge 159 - Regional Rd 56 to 615m s/o Hall Rd	0	1,260	0	0	0	0	0	0	0	0	2018	2022
Bridge 189 - Regional Rd 56, 565 m s/o Kirk Rd	0	1,320	0	0	0	0	0	0	0	0	2018	2022
Bridge 404 - Harrison Rd - 910m s/o Kirk Road	0	900	0	0	0	0	0	0	0	0	2018	2022
Bridge 126 - Regional Rd 56, 605m n/o Guyatt Rd	0	0	1,320	0	0	0	0	0	0	0	2019	2023
Binbrook - Royal Winter/Binhaven to Fletcher	0	6,840	0	0	0	0	0	0	0	0	2022	2022
Airport Rd. - Upper James to Glanaster (AEGD)	0	0	2,200	11,900	0	0	0	0	0	0	2023	2024

**CITY OF HAMILTON
2021 RECOMMENDED PROJECTS &
2022-2030 FORECAST
FOR WARD 11**

	<u>2021</u>	<u>2022</u>	<u>2023</u>	<u>2024</u>	<u>2025</u>	<u>2026</u>	<u>2027</u>	<u>2028</u>	<u>2029</u>	<u>2030</u>	<u>Start</u>	<u>End</u>
<u>Roads</u>												
RHBP - Nebo - 800m s/o Twenty to Dickenson	0	0	0	350	3,300	0	0	0	0	0	2024	2025
Bridge 403 - Harrison Rd, 275m s/o Kirk Rd	0	0	0	0	90	0	340	0	0	0	2025	2027
Bridge 359 - Blackheath to 495m n/o Hall Rd	0	0	0	0	0	0	30	90	0	225	2027	2030
RHBP - Dickenson - w/o Nebo to w/o Glover	0	0	0	0	0	0	840	4,750	0	0	2027	2028
Bridge 433 - Westbrook Road, 135m n/o Regional Rd 9A	0	0	0	0	0	0	0	100	0	700	2028	2030
Garth Extension - Twenty to Dickenson (AEGD)	0	0	0	0	0	0	0	0	8,440	0	2029	2029
Twenty Rd - Glancaster to Aldercrest (Upper James) (AEGD)	0	0	0	0	0	0	0	0	0	17,820	2030	2030
New Traffic Signal - RR#56 @ Kirk Road	0	300	0	0	0	0	0	0	0	0	2022	2022
<i>Sub - Total Roads</i>	8,960	10,800	3,700	12,430	9,220	180	1,390	5,120	8,620	18,925		
<i>Total Public Works Tax Funded</i>	9,635	10,800	8,391	12,430	9,220	180	1,490	33,220	8,620	18,925		
<i>Total Ward 11</i>	9,635	16,300	8,391	12,430	9,220	180	1,490	33,220	9,738	19,954		

**CITY OF HAMILTON
2021 RECOMMENDED PROJECTS &
2022-2030 FORECAST
FOR WARD 12**

	<u>2021</u>	<u>2022</u>	<u>2023</u>	<u>2024</u>	<u>2025</u>	<u>2026</u>	<u>2027</u>	<u>2028</u>	<u>2029</u>	<u>2030</u>	<u>Start</u>	<u>End</u>
<u>Hamilton Public Library</u>												
Ancaster Expansion	0	0	0	0	0	0	0	0	0	11,000	2026	2027
Sub - Total Hamilton Public Library	0	0	0	0	0	0	0	0	0	11,000		
Total Outside Boards & Agencies	0	0	0	0	0	0	0	0	0	11,000		
<u>Tourism & Culture</u>												
Ancaster Old Town Hall Exterior Restoration	150	290	0	0	0	0	0	0	0	0	2021	2023
Ancaster Memorial Arts Centre Public Art	250	0	0	0	0	0	0	0	0	0	2021	2022
Fieldcote Museum Expansion	0	500	500	0	0	0	0	0	0	0	2022	2024
Confidential Project	0	250	370	200	100	0	0	0	0	0	2021	2025
Sub - Total Tourism & Culture	400	1,040	870	200	100	0	0	0	0	0		
Total Planning & Economic Development	400	1,040	870	200	100	0	0	0	0	0		
<u>Open Space Development</u>												
Meadowlands Community Park	0	0	120	0	0	0	0	0	0	0	2019	2023
Tiffany Hills Park Pathway Connection to School	50	280	0	0	0	0	0	0	0	0	2021	2022
Sub - Total Open Space Development	50	280	120	0	0	0	0	0	0	0		
<u>Roads</u>												
Council Priority - Ward 12 Minor Rehabilitation	180	180	180	180	180	180	180	180	180	180	2019	Ongoing
Southcote - Garner to Highway 403 Bridge	540	3,060	0	0	0	0	0	0	0	0	2020	2022
Bridge 019 - Norman Rd, 555m e/o Sager Rd	150	0	720	0	0	0	0	0	0	0	2020	2023
Bridge 372 - Wilson St E, 1700m e/o Rouseaux St (south side original culvert)	150	0	510	0	0	0	0	0	0	0	2020	2023
Southcote - Book to Garner	830	0	0	0	0	0	0	0	0	0	2021	2021
Wilson - Rouseaux to Filman	4,000	0	0	0	0	0	0	0	0	0	2021	2021
Smith Rd Class EA - (Garner to Dickenson Extension)	690	0	0	0	0	0	0	0	0	0	2021	2021
Southcote Class EA - Book to Garner	690	0	0	0	0	0	0	0	0	0	2021	2021
Trinity Road South - Cormorant Road to approximately 200m southerly	250	0	0	0	0	0	0	0	0	0	2021	2021
Bridge 108 - Indian Trail, 1025m w/o Lynden Rd	0	0	540	0	0	0	0	0	0	0	2018	2023
Shaver Rd - Trustwood to Garner (AIP)	0	810	4,030	0	0	0	0	0	0	0	2022	2023
Mohawk - McNiven to Hwy 403	0	150	150	4,500	0	0	0	0	0	0	2022	2024
Garner Road - Hwy 2/Wilson to Fiddlers Green (AEGD)	0	0	20,200	0	0	0	0	0	0	0	2023	2023
Golf Links - bridge over Hwy 403 to Stone Church	0	0	0	1,980	0	0	0	0	0	0	2024	2024
Bridge 021 - Sager Rd, 475m n/o Patrick Rd	0	0	0	0	90	30	150	0	630	0	2025	2029
Bridge 025 - Lynden Rd, 650m n/o Highway No. 5	0	0	0	0	30	150	0	450	0	0	2025	2028
Book - Southcote to Smith (AEGD)	0	0	0	0	550	2,700	0	0	0	0	2025	2026

**CITY OF HAMILTON
2021 RECOMMENDED PROJECTS &
2022-2030 FORECAST
FOR WARD 12**

	<u>2021</u>	<u>2022</u>	<u>2023</u>	<u>2024</u>	<u>2025</u>	<u>2026</u>	<u>2027</u>	<u>2028</u>	<u>2029</u>	<u>2030</u>	<u>Start</u>	<u>End</u>
<u>Roads</u>												
Bridge 007 - Concession 7W, 95m e/o Sager	0	0	0	0	0	30	150	0	450	0	2026	2029
Southcote - Hwy 403 bridge to Oldoakes /Dorval	0	0	0	0	0	150	150	540	0	0	2026	2028
McNiven - Mohawk to Golf Links	0	0	0	0	0	150	150	150	2,180	0	2026	2029
Book - Southcote to Highway 6 (AEGD)	0	0	0	0	0	1,100	5,060	0	0	0	2026	2027
Dickenson Rd Ext - Smith to Glancaster (AEGD)	0	0	0	0	0	1,100	5,500	0	0	0	2026	2027
Southcote - Garner to Twenty (AEGD)	0	0	0	0	0	0	0	0	3,400	0	2029	2029
Golf Links - McNiven to Kitty Murray	0	0	0	0	0	0	0	0	0	3,950	2030	2030
Highway 403 Ramp Improvements	0	0	0	0	6,400	0	0	0	0	0	2025	2025
<i>Sub - Total Roads</i>	7,480	4,200	26,330	6,660	7,250	5,590	11,340	1,320	6,840	4,130		
<i>Total Public Works Tax Funded</i>	7,530	4,480	26,450	6,660	7,250	5,590	11,340	1,320	6,840	4,130		
<i>Total Ward 12</i>	7,930	5,520	27,320	6,860	7,350	5,590	11,340	1,320	6,840	15,130		

**CITY OF HAMILTON
2021 RECOMMENDED PROJECTS &
2022-2030 FORECAST
FOR WARD 13**

	<u>2021</u>	<u>2022</u>	<u>2023</u>	<u>2024</u>	<u>2025</u>	<u>2026</u>	<u>2027</u>	<u>2028</u>	<u>2029</u>	<u>2030</u>	<u>Start</u>	<u>End</u>
Open Space Development												
Valley Community Centre Park- Pleasant Valley neighbourhood	0	1,377	0	0	0	0	0	0	0	0	2020	2022
Sub - Total Open Space Development	0	1,377	0	0	0	0	0	0	0	0		
Roads												
Bridge 090 - McMurray St, 100m s/o of Hatt St	400	0	0	0	0	0	0	0	0	0	2016	2021
Council Priority - Ward 13 Minor Rehabilitation	180	180	180	180	180	180	180	180	180	180	2019	Ongoing
Bridge 248 - King St W, 145m w/o Bond to Woodleys Lane	3,500	0	0	0	0	0	0	0	0	0	2020	2021
Glenmorris / Underhill / Sleepy Hollow / Wilmar (York Heights / Hunter NBHD)	150	2,450	0	0	0	0	0	0	0	0	2020	2022
Highway 8 Escarpment Access Retaining Wall Replacements (Dundas) - Woodleys Lane to Bridge 248	1,500	0	0	0	0	0	0	0	0	0	2021	2021
Brock - Concession 4 W to Safari	3,800	0	0	0	0	0	0	0	0	0	2021	2021
Hatt Street Bikeway	100	0	0	0	0	0	0	0	0	0	2021	2021
Bridge 279 - Safari, 50m east of Cooper	150	0	450	0	0	0	0	0	0	0	2021	2023
Hatt & Bond - King to Market	150	150	2,300	0	0	0	0	0	0	0	2021	2023
Highway 8 - Bond to Woodleys Lane	1,800	0	0	0	0	0	0	0	0	0	2021	2021
Cootes Drive: Spencer Creek to East St N / Dundas St - Street Lighting System Rehabilitation	280	230	0	0	0	0	0	0	0	0	2021	2022
Bridge 089 - Creighton Rd, 30 m s/o Mill St	0	900	0	0	0	0	0	0	0	0	2018	2022
Bridge 296 - Governors Rd, 45m e/o Ogilvie St	0	1,170	0	0	0	0	0	0	0	0	2018	2022
Bridge 342 - Westover Rd, 245m n/o Highway No. 8	0	700	0	0	0	0	0	0	0	0	2019	2022
Governor's - Main to Ogilvie	0	200	0	0	0	0	0	0	0	0	2022	2022
Bridge 086 - Cross St, 25m s/o Alma	0	150	150	0	400	0	0	0	0	0	2022	2025
Hatt - Market to east end & York / Kerr	0	0	0	150	150	2,400	0	0	0	0	2024	2026
Bridge 409 - Regional Rd 97, 230m e/o Valens	0	0	0	0	90	0	270	0	0	0	2025	2027
Cairns / East St N / Spencer / (Hunter Neighbourhood)	0	0	0	0	0	150	150	1,370	0	0	2026	2028
Olympic - York to Cootes	0	0	0	0	0	0	0	790	0	0	2028	2028
Asset Preservation - York Heights Neighbourhood	0	0	0	0	0	0	0	2,070	0	0	2028	2028
Asset Preservation - Hunter Neighbourhood	0	0	0	0	0	0	0	1,440	0	0	2028	2028
Asset Preservation - Creighton West Neighbourhood	0	0	0	0	0	0	0	0	1,890	0	2029	2029
New Traffic Signal - York @ Old Guelph	0	500	0	0	0	0	0	0	0	0	2022	2022
Sub - Total Roads	12,010	6,630	3,080	330	820	2,730	600	5,850	2,070	180		
Total Public Works Tax Funded	12,010	8,007	3,080	330	820	2,730	600	5,850	2,070	180		
Total Ward 13	12,010	8,007	3,080	330	820	2,730	600	5,850	2,070	180		

**CITY OF HAMILTON
2021 RECOMMENDED PROJECTS &
2022-2030 FORECAST
FOR WARD 14**

	<u>2021</u>	<u>2022</u>	<u>2023</u>	<u>2024</u>	<u>2025</u>	<u>2026</u>	<u>2027</u>	<u>2028</u>	<u>2029</u>	<u>2030</u>	<u>Start</u>	<u>End</u>
<u>Area Rating Special Capital Reinvestment</u>												
Ward 14 Capital Reinvestment	100	100	100	100	100	100	100	100	100	0	2021	Ongoing
Sub - Total Area Rating Special Capital Reinv	100	100	100	100	100	100	100	100	100	0		
Total Council Initiatives	100	100	100	100	100	100	100	100	100	0		
<u>Open Space Development</u>												
Chedoke Falls Viewing Implementation	0	495	2,926	287	336	2,560	0	0	0	0	2019	2026
Shawinigan Park Spray Pad Redevelopment	0	0	70	535	0	0	0	0	0	0	2023	2024
Sub - Total Open Space Development	0	495	2,996	822	336	2,560	0	0	0	0		
<u>Recreation Facilities</u>												
Chedoke Splashpad Redevelopment	0	0	0	0	0	800	0	0	0	0	2015	2026
Sub - Total Recreation Facilities	0	0	0	0	0	800	0	0	0	0		
<u>Roads</u>												
Council Priority - Ward 14 Minor Rehabilitation	180	180	180	180	180	180	180	180	180	180	2019	Ongoing
Scenic - Mohawk to Chateau Crt	150	5,000	0	0	0	0	0	0	0	0	2021	2022
Scenic - Chateau Crt to Upper Paradise	0	0	150	4,400	0	0	0	0	0	0	2020	2024
Upper Paradise - Sanatorium to Scenic	0	0	0	0	1,400	0	0	0	0	0	2025	2025
Scenic - Upper Paradise to Garth & Denlow	0	0	0	0	150	150	2,680	0	0	0	2025	2027
Sub - Total Roads	330	5,180	330	4,580	1,730	330	2,860	180	180	180		
Total Public Works Tax Funded	330	5,675	3,326	5,402	2,066	3,690	2,860	180	180	180		
Total Ward 14	430	5,775	3,426	5,502	2,166	3,790	2,960	280	280	180		

**CITY OF HAMILTON
2021 RECOMMENDED PROJECTS &
2022-2030 FORECAST
FOR WARD 15**

	<u>2021</u>	<u>2022</u>	<u>2023</u>	<u>2024</u>	<u>2025</u>	<u>2026</u>	<u>2027</u>	<u>2028</u>	<u>2029</u>	<u>2030</u>	<u>Start</u>	<u>End</u>
<u>Hamilton Fire Department</u>												
Waterdown New Station	3,724	0	0	0	0	0	0	0	0	0	2019	2023
Station 24 Renovation	0	0	300	0	0	0	0	0	0	0	2023	2023
Sub - Total Hamilton Fire Department	3,724	0	300	0	0	0	0	0	0	0		
Total Healthy and Safe Communities	3,724	0	300	0	0	0	0	0	0	0		
<u>Open Space Development</u>												
Gatesbury Park	575	0	0	0	0	0	0	0	0	0	2019	2021
HRTMP Initiative 15-12 Mountain Brow Road Link	0	327	0	0	0	0	0	0	0	0	2019	2022
Clear Skies Proposed Park - Sadielou Blvd	0	0	0	95	775	0	0	0	0	0	2024	2025
Parkside Hills	0	0	0	766	0	0	0	0	0	0	2024	2024
Waterdown South Neighbourhood Park 3 (East Side) - Smoky Hollow	0	0	0	676	0	0	0	0	0	0	2024	2024
Sub - Total Open Space Development	575	327	0	1,537	775	0	0	0	0	0		
<u>Recreation Facilities</u>												
Waterdown Pool and Recreation Centre Feasibility	0	0	2,200	22,000	0	0	0	0	0	0	2017	2024
Sub - Total Recreation Facilities	0	0	2,200	22,000	0	0	0	0	0	0		
<u>Roads</u>												
East-West Road Corridor (Waterdown By-Pass) CASH FLOW	16,830	10,000	0	0	0	0	0	0	0	0	2013	2022
Council Priority - Ward 15 Minor Rehabilitation	180	180	180	180	180	180	180	180	180	180	2019	Ongoing
Waterdown Traffic Management Implementation	80	250	0	0	0	0	0	0	0	0	2020	2022
Traffic Signal Modernization Coordinated with Construction	360	0	0	0	0	0	0	0	0	0	2021	Ongoing
Bridge 451 - Hwy 5 E, 120m e/o Mill St S	0	0	0	4,950	0	0	0	0	0	0	2012	2024
Waterdown - Burlington Road Upgrades	0	9,990	0	0	0	0	0	0	0	0	2013	2022
Dundas - First to Hamilton-Burlington boundary	0	1,500	0	0	0	0	0	0	0	0	2020	2022
Bridge 346 - Centre Rd, 195m s/o Carlisle Rd	0	150	150	0	300	0	0	0	0	0	2022	2025
Bridge 347 - Carlisle Rd, 355 m w/o Wildberry Way	0	120	150	0	990	0	0	0	0	0	2022	2025
Bridge 350 - Centre, 435 metres n/o Concession 5E	0	180	150	0	350	0	0	0	0	0	2022	2025
Dundas (Hwy 5) - Mill to First	0	0	0	310	0	0	0	0	0	0	2024	2024
Asset Preservation - Waterdown Neighbourhood (Central East Section)	0	0	0	0	0	0	0	0	0	3,240	2030	2030
Parkside Dr Urbanization - Phase 2	0	0	0	0	0	0	0	0	0	220	2030	2031
Sub - Total Roads	17,450	22,370	630	5,440	1,820	180	180	180	180	3,640		
Total Public Works Tax Funded	18,025	22,697	2,830	28,977	2,595	180	180	180	180	3,640		

**CITY OF HAMILTON
 2021 RECOMMENDED PROJECTS &
 2022-2030 FORECAST
 FOR WARD 15**

	<u>2021</u>	<u>2022</u>	<u>2023</u>	<u>2024</u>	<u>2025</u>	<u>2026</u>	<u>2027</u>	<u>2028</u>	<u>2029</u>	<u>2030</u>	<u>Start</u>	<u>End</u>
<i>Total Ward 15</i>	21,749	22,697	3,130	28,977	2,595	180	180	180	180	3,640		

**CITY OF HAMILTON
2021 RECOMMENDED PROJECTS &
2022-2030 FORECAST
MULTI-WARD**

	<u>2021</u>	<u>2022</u>	<u>2023</u>	<u>2024</u>	<u>2025</u>	<u>2026</u>	<u>2027</u>	<u>2028</u>	<u>2029</u>	<u>2030</u>	<u>Start</u>	<u>End</u>
<u>Hamilton Fire Department</u>												
West Hamilton/Dundas Fire Apparatus	0	0	0	0	0	0	954	0	0	0	2027	2028
Sub - Total Hamilton Fire Department	0	0	0	0	0	0	954	0	0	0		
Total Healthy and Safe Communities	0	0	0	0	0	0	954	0	0	0		
<u>Hamilton Public Library</u>												
Winona/ Stoney Creek Library Construction	0	0	0	0	0	0	0	0	8,500	0	2024	2025
Downtown Stoney Creek	0	0	0	8,500	0	0	0	0	0	0	2030	2031
Sub - Total Hamilton Public Library	0	0	0	8,500	0	0	0	0	8,500	0		
<u>Police Services</u>												
Hamilton Police Stations- Roof Repairs and HVAC	200	225	0	0	0	0	0	0	0	0	2019	2022
Police Air-Cooled Chiller Replacement - East End	500	0	0	0	0	0	0	0	0	0	2021	2021
Police Roof Repairs - Mountain Station	0	0	0	0	0	1,300	0	0	0	0	2026	2026
Sub - Total Police Services	700	225	0	0	0	1,300	0	0	0	0		
Total Outside Boards & Agencies	700	225	0	8,500	0	1,300	0	0	8,500	0		
<u>Commercial Districts and Small Business</u>												
Barton/Kenilworth Commercial Corridor Building Improvement Grant Program	470	470	470	470	470	470	470	470	470	470	2021	Ongoing
Barton and Kenilworth Rebate of Planning and Building Fees	40	40	40	40	40	40	40	40	40	40	2021	Ongoing
Sub - Total Commercial Districts and Small B	510	510	510	510	510	510	510	510	510	510		
Total Planning & Economic Development	510	510	510	510	510	510	510	510	510	510		
<u>Energy Initiatives</u>												
Rec Heat Reclaim & Controls Project	125	50	0	0	0	0	0	0	0	0	2021	2022
Sub - Total Energy Initiatives	125	50	0	0	0	0	0	0	0	0		
<u>Fleet Services</u>												
Fuel site Restoration	402	0	0	0	0	0	0	0	0	0	2021	2022
Natural Gas Slow Fill Vehicle Refuelling Station	0	4,051	0	0	0	0	0	0	0	0	2022	2023
Sub - Total Fleet Services	402	4,051	0	0	0	0	0	0	0	0		
<u>Long Term Care Facilities</u>												

**CITY OF HAMILTON
2021 RECOMMENDED PROJECTS &
2022-2030 FORECAST
MULTI-WARD**

	<u>2021</u>	<u>2022</u>	<u>2023</u>	<u>2024</u>	<u>2025</u>	<u>2026</u>	<u>2027</u>	<u>2028</u>	<u>2029</u>	<u>2030</u>	<u>Start</u>	<u>End</u>
<u>Long Term Care Facilities</u>												
Program - ML & WL Keyscan and Hardware	30	100	100	100	100	100	100	100	100	100	2021	Ongoing
Sub - Total Long Term Care Facilities	30	100	100	100	100	100	100	100	100	100		
<u>Open Space Development</u>												
Open Space Replacement Strategy-East Mtn Trail Loop	372	273	0	0	0	0	0	0	0	0	2010	2022
Mountain Brow Path	0	690	80	665	100	700	0	100	0	0	2017	2031
Mountain Drive Park Redevelopment	100	0	900	0	0	0	0	0	0	0	2021	2022
Sam Lawrence Park	0	1,701	2,563	6,477	385	406	270	1,360	1,213	0	2016	2045
Sub - Total Open Space Development	472	2,664	3,543	7,142	485	1,106	270	1,460	1,213	0		
<u>Recreation Facilities</u>												
Elfrida Recreation Centre Feasibility	0	0	0	0	0	100	0	0	25,300	2,200	2026	2029
Sub - Total Recreation Facilities	0	0	0	0	0	100	0	0	25,300	2,200		
<u>Roads</u>												
RHBP - Nebo - Rymal to Twenty	4,650	0	0	0	0	0	0	0	0	0	2015	2021
LINC Rehabilitation - Asphalt Repair	1,200	1,500	1,500	2,000	2,000	2,000	2,000	2,000	2,000	2,000	2020	2030
Bicycle Infrastructure Upgrades	170	130	130	100	0	0	0	0	0	0	2020	2024
Upper Wellington - Stone Church to Limeridge	150	0	0	150	6,180	0	0	0	0	0	2020	2023
Bicycle Boulevard (Neighbourhood Greenways) Program	200	170	170	120	120	120	120	120	120	120	2021	Ongoing
Claremont Access - Steel Facing Walls 1 & 2 Removal	150	0	0	180	0	2,700	0	0	0	0	2021	2026
Stone Church - Golf Links to Omni	1,600	0	0	0	0	0	0	0	0	0	2021	2021
Claremont Access – Inverness to Main	0	0	2,500	0	0	0	0	0	0	0	2020	2023
Gray - King to Hwy 8	0	1,400	0	0	0	0	0	0	0	0	2022	2022
Bridge 301 - Cootes Dr, 660m e/o Olympic Dr	0	150	150	0	800	0	0	0	0	0	2022	2025
Cannon - James to Queen and York - Dundurn to Caroline	0	0	3,540	0	0	0	0	0	0	0	2023	2023
Rymal - Upper Sherman to Upper Gage	0	0	0	180	540	3,060	0	0	0	0	2024	2026
Grays - Barton to Community	0	0	0	1,100	0	0	0	0	0	0	2024	2024
Rymal - Glancaster to Upper Paradise	0	0	0	150	150	2,300	0	0	0	0	2024	2026
Garth - Stone Church to LINC	0	0	0	0	1,300	0	0	0	0	0	2025	2025
Main - Highway 403 to James	0	0	0	0	1,980	0	0	0	0	0	2025	2025
Kenilworth Access to Upper Traffic Circle to Kenilworth	0	0	0	0	3,330	0	0	0	0	0	2025	2025
Barton St BIA - Wentworth to Sherman	0	0	0	0	150	150	5,600	0	0	0	2025	2027
Glancaster - Garner to Dickenson (AEGD)	0	0	0	0	2,220	10,180	0	0	0	0	2025	2026
Osler - South St to West Park	0	0	0	0	0	90	90	1,820	0	0	2026	2028
Upper Gage - Mohawk to Seventh Ave	0	0	0	0	0	720	0	0	0	0	2026	2026
Barton St BIA - Ferguson to Wentworth	0	0	0	0	0	150	150	6,900	0	0	2026	2028
Burlington & Industrial - Ottawa to Kenilworth	0	0	0	0	0	150	150	3,950	0	0	2026	2028

**CITY OF HAMILTON
2021 RECOMMENDED PROJECTS &
2022-2030 FORECAST
MULTI-WARD**

	<u>2021</u>	<u>2022</u>	<u>2023</u>	<u>2024</u>	<u>2025</u>	<u>2026</u>	<u>2027</u>	<u>2028</u>	<u>2029</u>	<u>2030</u>	<u>Start</u>	<u>End</u>
<u>Roads</u>												
Charlton - Walnut to Sherman Access	0	0	0	0	0	150	150	2,300	0	0	2026	2028
Upper Wellington - Bryna to Mohawk	0	0	0	0	0	0	150	150	2,520	0	2027	2029
Charlton - James to Walnut	0	0	0	0	0	0	150	150	1,400	0	2027	2029
Main - James to Wentworth	0	0	0	0	0	0	0	0	1,890	0	2029	2029
King - Main to Kenilworth	0	0	0	0	0	0	0	0	0	1,580	2030	2030
Stone Church - Omni to Upper James	0	0	0	0	0	0	0	0	0	2,430	2030	2030
LINC Rehabilitation - CASH FLOW	0	0	0	0	0	0	0	0	0	13,250	2030	2033
<i>Sub - Total Roads</i>	8,120	3,350	7,990	3,980	18,770	21,770	8,560	17,390	7,930	19,380		
<u>Transit Services</u>												
Transit Maintenance and Storage Facility (Cash Flow Project)	140,000	0	0	0	0	0	0	0	0	0	2017	2022
<i>Sub - Total Transit Services</i>	140,000	0	0	0	0	0	0	0	0	0		
<i>Total Public Works Tax Funded</i>	149,149	10,215	11,633	11,222	19,355	23,076	8,930	18,950	34,543	21,680		
<i>Total Multi-Ward Projects</i>	150,359	10,950	12,143	20,232	19,865	24,886	10,394	19,460	43,553	22,190		

CITY OF HAMILTON
2021 RECOMMENDED PROJECTS &
2022-2030 FORECAST
CITY-WIDE

	<u>2021</u>	<u>2022</u>	<u>2023</u>	<u>2024</u>	<u>2025</u>	<u>2026</u>	<u>2027</u>	<u>2028</u>	<u>2029</u>	<u>2030</u>	<u>Start</u>	<u>End</u>
City Manager												
Enhancing City of Hamilton App for citizen services	25	25	0	0	0	0	0	0	0	0	2018	2022
Digital/Open Data Infrastructure	100	100	100	0	0	0	0	0	0	0	2018	2021
Digital Office: Smart City and Digital Transformation Program	300	300	0	0	0	0	0	0	0	0	2019	2022
Sub - Total City Manager	425	425	100	0	0	0	0	0	0	0		
Total City Manager	425	425	100	0	0	0	0	0	0	0		
Customer Service & POA												
Replacement of Integrated Court Offences Network and Collections Administration Management Software	100	200	200	150	0	0	0	0	0	0	2021	2026
Sub - Total Customer Service & POA	100	200	200	150	0	0	0	0	0	0		
Finance												
DC Exemptions Recovery	8,500	10,000	10,000	10,000	10,000	10,000	10,000	10,000	10,000	10,000	2018	Ongoing
2021 Development Charges' Bylaw Studies	900	0	0	0	0	0	0	0	0	0	2021	2022
Budget Operating System Upgrade	0	0	380	0	0	0	0	0	0	0	2015	2023
2026 Development Charges' Bylaw Studies	0	0	0	0	0	1,030	0	0	0	0	2026	2026
Sub - Total Finance	9,400	10,000	10,380	10,000	10,000	11,030	10,000	10,000	10,000	10,000		
Information Technology (IT)												
IT Strategy - Strategic Theme Enabling Our People	180	155	0	0	0	0	0	0	0	0	2019	2022
IT Strategy - Strategic Theme IT Optimization	150	150	0	0	0	0	0	0	0	0	2019	2022
Payment Card Systems Review	95	0	0	0	0	0	0	0	0	0	2019	2019
PeopleSoft HRMS Tools Upgrade	183	17	0	0	0	0	0	0	0	0	2021	2021
IT Security	192	142	150	0	0	0	0	0	0	0	2017	2022
Network Infrastructure Sustainability and Continuous Improvement	445	340	0	0	0	0	0	0	0	0	2017	2021
IT Strategy - Strategic Theme Integrated & Connected	220	25	0	0	0	0	0	0	0	0	2019	2022
Next Generation 9-1-1 (nG 9-1-1)	6,000	0	0	0	0	0	0	0	0	0	2021	2024
Firewall Purchase	200	0	0	0	0	0	0	0	0	0	2021	2021
IT Asset Management Program	150	200	350	0	0	0	0	0	0	0	2021	2022
PeopleSoft Finance Tools Upgrade	100	0	0	0	0	0	0	0	0	0	2021	2120
Business Systems and Services Continuity Plan	223	150	0	0	0	0	0	0	0	0	2020	2022
Messaging (Email) Platform Migration	0	295	0	0	0	0	0	0	0	0	2019	2020
Sub - Total Information Technology (IT)	8,138	1,474	500	0	0	0	0	0	0	0		
Total Corporate Services	17,638	11,674	11,080	10,150	10,000	11,030	10,000	10,000	10,000	10,000		

**CITY OF HAMILTON
2021 RECOMMENDED PROJECTS &
2022-2030 FORECAST
CITY-WIDE**

	<u>2021</u>	<u>2022</u>	<u>2023</u>	<u>2024</u>	<u>2025</u>	<u>2026</u>	<u>2027</u>	<u>2028</u>	<u>2029</u>	<u>2030</u>	<u>Start</u>	<u>End</u>
<u>Council Strategic Projects</u>												
Parkland Acquisition	1,500	1,500	1,500	1,500	1,500	1,500	1,500	1,500	1,500	1,500	2021	Ongoing
Randle Reef Rehabilitation Project	500	0	0	0	0	0	0	0	0	0	2009	2021
Council Initiated Strategic Projects	0	2,000	2,000	2,000	2,000	2,000	2,000	2,000	2,000	2,000	2014	Ongoing
Sub - Total Council Strategic Projects	2,000	3,500	3,500	3,500	3,500	3,500	3,500	3,500	3,500	3,500		
Total Council Initiatives	2,000	3,500	3,500	3,500	3,500	3,500	3,500	3,500	3,500	3,500		
<u>Hamilton Fire Department</u>												
SCBA Complete Unit Replacement	5,440	0	0	0	0	0	0	0	0	0	2021	2021
Annual Equipment Replacement	1,199	806	2,640	2,293	1,638	1,734	1,038	992	1,098	1,403	2021	Ongoing
Annual Vehicle Replacement	0	4,178	3,379	1,171	3,333	257	2,100	8,955	568	413	2021	Ongoing
Sub - Total Hamilton Fire Department	6,639	4,984	6,019	3,464	4,971	1,991	3,138	9,947	1,666	1,816		
<u>Hamilton Paramedic Service</u>												
Automated CPR Units	500	0	0	0	0	0	0	0	0	0	2021	2021
Annual Vehicle Replacement	2,113	1,307	1,640	1,429	2,207	1,494	2,380	1,472	1,697	1,641	2021	Ongoing
Annual Equipment Replacement	274	4,774	166	961	161	288	442	522	3,725	130	2021	Ongoing
Sub - Total Hamilton Paramedic Service	2,887	6,081	1,806	2,390	2,368	1,782	2,822	1,994	5,422	1,771		
<u>Healthy and Safe Communities- Other Divisions</u>												
Human Services Integration - Continuous Improvement Projects	160	160	160	160	160	160	160	160	0	0	2021	2028
Sub - Total Healthy and Safe Communities- O	160	160	160	160	160	160	160	160	0	0		
<u>Housing Services</u>												
Poverty Reduction Investment (PRI) - Affordable Rental Housing Construction	4,000	0	0	0	0	0	0	0	0	0	2017	2021
Poverty Reduction Investment (PRI) - Indigenous Poverty Reduction	1,000	1,000	1,000	1,000	1,000	1,000	1,000	0	0	0	2018	2027
Poverty Reduction Investment (PRI) - Social Housing Repairs & Renovations	2,000	2,000	2,000	2,000	2,000	2,000	2,000	0	0	0	2018	2027
Social Housing Capital Repairs and Regeneration	500	500	500	500	500	500	500	500	500	500	2021	Ongoing
COCHI - Administration Yr 3	139	0	0	0	0	0	0	0	0	0	2021	2022
COCHI - Rent Supplement Yr 3	1,776	0	0	0	0	0	0	0	0	0	2021	2022
COCHI - Transitional Ops Yr 3	870	0	0	0	0	0	0	0	0	0	2021	2022
OPHI - Administration Yr 3	186	0	0	0	0	0	0	0	0	0	2021	2022
OPHI - Rental Housing Yr 3	1,572	0	0	0	0	0	0	0	0	0	2021	2026
OPHI - Ontario Renovates Yr 3	1,253	0	0	0	0	0	0	0	0	0	2021	2023
National Housing Strategy_CHH	17,000	17,000	17,000	17,000	17,000	17,000	17,000	17,000	17,000	0	2020	2029

**CITY OF HAMILTON
2021 RECOMMENDED PROJECTS &
2022-2030 FORECAST
CITY-WIDE**

	<u>2021</u>	<u>2022</u>	<u>2023</u>	<u>2024</u>	<u>2025</u>	<u>2026</u>	<u>2027</u>	<u>2028</u>	<u>2029</u>	<u>2030</u>	<u>Start</u>	<u>End</u>
<u>Housing Services</u>												
Moderately Affordable Housing Incentives Program	0	175	0	0	0	0	0	0	0	0	2022	2027
Sub - Total Housing Services	30,296	20,675	20,500	20,500	20,500	20,500	20,500	17,500	17,500	500		
<u>Long Term Care Homes</u>												
ML - Refurbishment of A Wing	0	0	120	1,110	655	0	0	0	0	0	2023	2025
ML - Refurbish Basement	0	0	0	50	454	500	0	0	0	0	2024	2026
WL - Vinyl Flooring Replacement	0	15	398	398	0	0	0	0	0	0	2022	2024
Sub - Total Long Term Care Homes	0	15	518	1,558	1,109	500	0	0	0	0		
<u>CityHousing Hamilton</u>												
City Housing Contribution	500	500	500	500	500	500	500	500	500	0	2021	Ongoing
Sub - Total CityHousing Hamilton	500	500	500	500	500	500	500	500	500	0		
<u>H.C.A. & Westfield Heritage Village</u>												
Hamilton Conservation Authority Critical and Safety Projects	1,850	1,850	1,850	1,850	1,850	1,850	1,850	1,850	0	0	2021	Ongoing
Westfield Heritage Village - Critical and/or Safety Projects	150	150	150	150	150	150	150	150	0	0	2021	Ongoing
Sub - Total H.C.A. & Westfield Heritage Village	2,000	2,000	2,000	2,000	2,000	2,000	2,000	2,000	0	0		
<u>Hamilton Beach Rescue (HBRU)</u>												
HBRU Renovations & Equipment Purchases	70	70	70	70	70	70	70	70	0	0	2021	Ongoing
Sub - Total Hamilton Beach Rescue (HBRU)	70	70	70	70	70	70	70	70	0	0		
<u>Hamilton Public Library</u>												
New Bookmobile	0	0	550	0	0	0	0	0	0	0	2023	2023
Sub - Total Hamilton Public Library	0	0	550	0	0	0	0	0	0	0		
<u>Police Services</u>												
Police Personal Issued Portable Radio Replacement	840	1,400	1,400	1,400	0	0	0	0	0	0	2020	2024
Police Glock Program	422	282	0	0	0	0	0	0	0	0	2021	2022
Ice Rescue Equipment	80	0	0	0	0	0	0	0	0	0	2021	2021
Mobile Command Centre	750	0	0	0	0	0	0	0	0	0	2021	2021
Sub - Total Police Services	2,092	1,682	1,400	1,400	0	0	0	0	0	0		
Total Outside Boards & Agencies	4,662	4,252	4,520	3,970	2,570	2,570	2,570	2,570	500	0		

**CITY OF HAMILTON
2021 RECOMMENDED PROJECTS &
2022-2030 FORECAST
CITY-WIDE**

	<u>2021</u>	<u>2022</u>	<u>2023</u>	<u>2024</u>	<u>2025</u>	<u>2026</u>	<u>2027</u>	<u>2028</u>	<u>2029</u>	<u>2030</u>	<u>Start</u>	<u>End</u>
<u>Commercial Districts and Small Business</u>												
Brownfield Development	401	401	401	401	401	401	401	401	401	401	2021	Ongoing
Heritage Property Improvement Grants	135	135	135	135	135	135	135	135	135	135	2021	Ongoing
Office Tenancy Assistance Program	55	55	55	55	55	55	55	55	55	55	2020	Ongoing
(BIA) Commercial Property Improvement Grant Program	417	417	417	417	417	417	417	417	417	417	2021	Ongoing
Commercial Property Improvement Grant Program	468	468	468	468	468	468	468	468	468	468	2021	Ongoing
Community Downtowns and BIAs	224	224	224	224	224	224	224	224	224	224	2021	Ongoing
Sub - Total Commercial Districts and Small B	1,700	1,700	1,700	1,700	1,700	1,700	1,700	1,700	1,700	1,700		
<u>Economic Development</u>												
Economic Development Initiatives	2,000	2,000	2,000	2,000	2,000	2,000	2,000	2,000	2,000	2,000	2021	Ongoing
Employment Land Banking (Interest)	900	900	900	900	900	900	900	900	900	900	2021	Ongoing
Sub - Total Economic Development	2,900	2,900	2,900	2,900	2,900	2,900	2,900	2,900	2,900	2,900		
<u>Growth Management</u>												
City Share of Servicing Costs under Subdivision Agreements	3,000	3,000	3,000	3,000	3,000	3,000	3,000	3,000	0	0	2021	Ongoing
Sub - Total Growth Management	3,000	3,000	3,000	3,000	3,000	3,000	3,000	3,000	0	0		
<u>Parking Services</u>												
Electric Charging Stations	452	0	0	0	0	0	0	0	0	0	2021	2021
Surface Lots and Garage Repairs and Improvements	300	0	0	100	0	0	100	0	0	100	2021	2021
York Parkade Fire Door and Window Replacement	100	100	100	0	0	0	0	0	0	0	2021	2023
Surface Lot Lighting Replacement	50	0	0	50	0	0	50	0	0	0	2021	2027
Fence Repairs	100	0	0	100	0	0	100	0	0	100	2021	2030
Parking Meter Mechanism and Housing Replacement	200	200	200	100	0	0	0	0	0	0	2021	2024
Coin Sorter	25	0	0	0	0	0	0	0	0	0	2021	2021
Sub - Total Parking Services	1,227	300	300	350	0	0	250	0	0	200		
<u>Planning Services</u>												
3D Model Development	130	135	135	0	0	0	0	0	0	0	2019	2023
Comprehensive Zoning By-Law	925	825	710	0	0	0	0	0	0	0	2003	2023
Part IV Designation of Properties under the Ontario Heritage Act	0	75	77	78	80	81	83	85	87	89	2012	Ongoing
Natural Areas Acquisition Fund	0	300	300	300	300	300	300	300	300	300	2022	2031
Sub - Total Planning Services	1,055	1,335	1,222	378	380	381	383	385	387	389		
<u>Tourism & Culture</u>												
Monument Restoration	75	75	75	100	0	0	0	0	0	0	2020	2023

CITY OF HAMILTON
2021 RECOMMENDED PROJECTS &
2022-2030 FORECAST
CITY-WIDE

	<u>2021</u>	<u>2022</u>	<u>2023</u>	<u>2024</u>	<u>2025</u>	<u>2026</u>	<u>2027</u>	<u>2028</u>	<u>2029</u>	<u>2030</u>	<u>Start</u>	<u>End</u>
<u>Tourism & Culture</u>												
Collections Management	169	140	140	140	0	0	0	0	0	0	2020	2023
Built Heritage Inventory	130	120	170	120	0	0	0	0	0	0	2021	2023
Heritage Site Documentation Study	120	0	0	0	0	0	0	0	0	0	2021	2023
Museum Development	95	55	65	65	0	0	0	0	0	0	2021	2023
Sub - Total Tourism & Culture	589	390	450	425	0	0	0	0	0	0		
<u>Total Planning & Economic Development</u>												
	10,471	9,625	9,572	8,753	7,980	7,981	8,233	7,985	4,987	5,189		
<u>Corporate Facilities</u>												
Backflow Prevention for Various Facilities	291	0	0	0	0	0	0	0	0	0	2013	2021
Program - Compliance Remediation	477	450	450	450	450	450	450	450	450	0	2021	Ongoing
Program - Facility Upgrades to Hamilton Public Libraries	266	800	800	800	800	800	800	800	800	800	2021	Ongoing
Program - Firestations Facility Upgrade	996	710	710	710	710	710	710	710	710	710	2021	Ongoing
Program - Facilities Code & Legislative Compliance	200	400	400	400	400	400	400	400	400	400	2021	Ongoing
Program - Roof Management	4,613	950	950	950	950	950	950	950	950	950	2021	Ongoing
Program - Facility Capital Maintenance	450	300	300	300	300	300	300	300	300	300	2021	Ongoing
Program - Mechanical Infrastructure Life-cycle Renewal	350	350	350	350	350	350	350	350	350	350	2021	Ongoing
Program - Generator Compliance Testing and Upgrades	590	0	0	0	470	150	0	0	0	1,860	2021	Ongoing
Program - Corporate Facilities Audit	452	395	310	135	275	310	235	310	185	0	2021	Ongoing
Program - Parking Lot Rehabilitation	0	450	450	450	450	450	450	450	450	450	2021	Ongoing
Program - Facilities Security	0	20	0	0	0	0	0	0	0	0	2021	2021
Program - Yard Capital Renewal Program	0	650	650	650	650	650	650	1,100	650	650	2021	Ongoing
1579 Burlington Street Below Ground Demolition, Decommissioning and Filling of the Basements	0	0	1,000	0	0	0	0	0	0	0	2020	2021
Sub - Total Corporate Facilities	8,685	5,475	6,370	5,195	5,805	5,520	5,295	5,820	5,245	6,470		
<u>Entertainment Facilities</u>												
Tim Horton's Field Turf Replacement	1,000	0	0	0	0	0	0	0	0	0	2021	Ongoing
Program - First Ontario Centre Lifecycle Renewal (M&E only)	0	750	750	750	750	750	750	750	750	0	2021	Ongoing
Convention Centre Lifecycle Program (M&E only)	0	275	275	275	275	275	275	275	275	0	2021	Ongoing
Sub - Total Entertainment Facilities	1,000	1,025	1,025	1,025	1,025	1,025	1,025	1,025	1,025	0		
<u>Fleet Services</u>												
Street Sweeper Purchase	765	780	796	812	828	845	862	879	896	914	2021	Ongoing
Fleet Vehicle&Equipment Replace Program	9,465	9,654	9,847	10,044	10,245	10,450	10,659	10,872	11,090	11,312	2021	Ongoing
Shop Equipment Replacement	0	170	170	170	170	170	170	170	170	0	2021	Ongoing
Sub - Total Fleet Services	10,230	10,604	10,813	11,026	11,243	11,465	11,691	11,921	12,156	12,226		

CITY OF HAMILTON
2021 RECOMMENDED PROJECTS &
2022-2030 FORECAST
CITY-WIDE

	<u>2021</u>	<u>2022</u>	<u>2023</u>	<u>2024</u>	<u>2025</u>	<u>2026</u>	<u>2027</u>	<u>2028</u>	<u>2029</u>	<u>2030</u>	<u>Start</u>	<u>End</u>
Forestry & Horticulture												
Tropical Green House Capital Maintenance	70	0	0	0	0	0	0	0	0	0	2021	2021
Irrigation Upgrades	150	0	0	0	0	0	0	0	0	0	2021	2021
Tree Inventory	150	150	0	0	0	0	0	0	0	0	2021	2022
Tree Planting Program	1,345	1,345	1,345	1,345	1,345	1,345	1,345	1,345	1,345	1,345	2021	Ongoing
Emerald Ash Borer (EAB) Management Plan Council Cost (Option 3)	2,600	2,600	0	0	0	0	0	0	0	0	2011	2022
Small Equipment Replacement (Reserve) Program	0	0	75	0	0	0	0	0	0	0	2023	Ongoing
Sub - Total Forestry & Horticulture	4,315	4,095	1,420	1,345	1,345	1,345	1,345	1,345	1,345	1,345		
Long Term Care Facilities												
Macassa and Wentworth Lodges Roof	600	0	0	0	0	0	0	0	0	0	2021	Ongoing
Program - ML & WL Facility Capital Maintenance	200	200	200	200	200	200	200	200	200	200	2021	Ongoing
Macassa Lodge D-Wing	4,000	23,700	0	0	0	0	0	0	0	0	2021	2024
ML BAS Upgrade	287	0	0	0	0	0	0	0	0	0	2021	Ongoing
Macassa Lodge Carpet Removal	250	0	0	0	0	0	0	0	0	0	2021	Ongoing
Program - ML & WL Equipment Life-cycle Renewal	100	100	100	100	100	100	100	100	100	100	2021	Ongoing
Sub - Total Long Term Care Facilities	5,437	24,000	300	300	300	300	300	300	300	300		
O & M - Parks & Cemeteries												
Cemetery Document Digitization	85	0	0	0	0	0	0	0	0	0	2020	2021
Cemetery Roads Rehabilitation Program	80	200	200	200	300	300	350	350	400	400	2021	Ongoing
Urban Park Parking Lot Paving Program	48	375	375	380	430	430	430	430	430	430	2021	Ongoing
Backflow Prevention for Various Parks Facilities	540	200	0	0	0	0	0	0	0	0	2021	2022
Sport Lighting	40	300	50	350	50	350	60	350	60	0	2021	Ongoing
Stair Replacement and Repair Program	100	150	150	160	185	185	185	185	185	185	2021	Ongoing
Park Pathway Resurfacing Program	215	300	300	350	350	400	400	450	450	450	2021	Ongoing
Equipment Upgrades	25	50	50	50	50	50	50	50	50	50	2021	Ongoing
Equipment Acquisition (DC) Program	247	247	247	247	247	247	247	247	247	247	2021	Ongoing
CSA Safety Material Replacement Program	150	150	175	175	200	200	200	200	200	200	2021	Ongoing
Playground Lifecycle Replacement Program	350	300	350	350	400	400	450	450	500	500	2021	Ongoing
Tennis and Multi -use Court Rehabilitation Program	120	130	130	200	200	260	260	300	300	300	2021	Ongoing
Cemetery Columbarium	70	100	100	125	125	150	150	150	150	150	2021	Ongoing
Small Equipment Replacement (Reserve) Program	75	85	145	85	85	150	90	90	95	95	2021	Ongoing
Playground Lifecycle Replacement Program	0	560	560	560	560	560	560	560	560	560	2021	Ongoing
Leash Free Dog Park Program	80	80	80	80	80	80	80	80	80	80	2021	Ongoing
Vehicular Bridges	0	20	70	20	100	100	100	0	0	0	2021	2027
Pedestrian Bridge Replacement & Repair Program	0	108	108	165	165	165	195	195	195	195	2021	Ongoing
Cemetery Building Repairs	0	115	115	165	220	220	220	220	220	220	2021	Ongoing
Sports Field Rehab Program	0	25	40	40	60	60	60	70	70	70	2021	Ongoing

CITY OF HAMILTON
2021 RECOMMENDED PROJECTS &
2022-2030 FORECAST
CITY-WIDE

	<u>2021</u>	<u>2022</u>	<u>2023</u>	<u>2024</u>	<u>2025</u>	<u>2026</u>	<u>2027</u>	<u>2028</u>	<u>2029</u>	<u>2030</u>	<u>Start</u>	<u>End</u>
<u>O & M - Parks & Cemeteries</u>												
Bocce Court Rehab Program	0	50	50	50	50	50	50	50	50	50	2021	Ongoing
Pedestrian/Security Lighting Replacement Program	0	115	140	150	155	170	180	190	200	210	2021	Ongoing
Park Fencing Program	0	165	220	220	275	275	330	330	330	330	2021	Ongoing
Gateway Replacement - Hamilton Cemetery	0	70	0	0	0	0	0	0	0	0	2021	2022
Flagpole Replacement & Repairs Program	0	100	100	0	0	0	0	0	0	0	2021	2023
Parkland Identification and Way Finding Signage	0	20	20	30	30	30	30	30	30	30	2021	Ongoing
Cemeteries Foundations Study	0	50	50	50	50	50	50	50	50	50	2021	2030
Spraypad Infrastructure Rehabilitation Program	0	78	90	90	105	105	120	120	120	120	2021	Ongoing
Outdoor Ice Rink Program	0	65	65	70	70	70	75	75	75	75	2021	Ongoing
Park Bleacher Replacement Program	0	100	110	110	115	115	115	120	120	120	2021	Ongoing
Cemetery ID Sign Program	0	60	65	65	0	0	0	0	0	0	2021	2024
Sportsfield Irrigation System Lifecycle Replacements	0	40	40	40	50	50	70	70	70	70	2021	Ongoing
IPHC Program Equipment Purchases	0	480	190	585	0	0	0	0	0	0	2021	2024
Sub - Total O & M - Parks & Cemeteries	2,225	4,888	4,385	5,162	4,707	5,222	5,107	5,412	5,237	5,187		
<u>Open Space Development</u>												
Trails Master Plan Programming	0	105	1,650	455	1,485	1,500	1,500	1,500	1,890	136	2015	2031
Legislated Monitoring	0	0	37	0	0	37	0	0	0	0	2018	2037
Skatepark Facility - Recreation study implementation	240	0	0	0	0	100	2,000	0	0	5,000	2018	2030
Parks Testing and Reporting	80	80	80	80	80	80	80	80	80	0	2021	Ongoing
Rail Trail Improvements	298	0	2,173	0	0	0	0	0	0	0	2021	2023
Recreational Trails Master Plan study update	300	0	0	0	0	0	0	0	0	0	2021	2021
Citywide Park Master Plan	400	0	0	0	0	0	0	0	0	0	2021	2021
Sub - Total Open Space Development	1,318	185	3,940	535	1,565	1,717	3,580	1,580	1,970	5,136		
<u>Recreation Facilities</u>												
Program - Recreation Centre Retrofits	300	1,000	1,000	1,000	1,000	1,000	1,000	1,000	1,000	1,000	2021	Ongoing
Program - Parking Lot Management	100	500	500	500	500	500	500	500	500	500	2021	Ongoing
Program - Mechanical Infrastructure Life-cycle renewal	275	350	350	350	350	350	350	350	350	350	2020	2020
Program - Park & Fieldhouse Retrofits	464	1,000	250	250	250	250	250	250	250	250	2021	Ongoing
Program - Roof Management	4,904	800	800	800	800	800	800	800	800	800	2021	Ongoing
Program - Arena Retrofits	377	800	800	800	800	800	800	800	800	800	2021	Ongoing
Program - Facility Capital Maintenance	391	300	300	300	300	300	300	300	300	300	2021	Ongoing
Program - Recreation Facilities Audit	112	150	215	210	190	130	400	150	215	0	2021	Ongoing
Public Use Feasibility Needs & Study	295	0	0	0	600	0	0	0	0	600	2021	Ongoing
Program - Senior Centre Retrofits	95	100	100	100	100	100	100	100	100	100	2021	Ongoing
Program - Chedoke Golf Course Improvements	0	0	8,010	0	0	0	0	0	0	0	2023	Ongoing
Confidential Project	0	3,373	1,062	0	0	0	0	0	0	0	2021	2024
Program - Community Halls Retrofits	0	300	300	300	300	300	300	300	300	0	2021	Ongoing

**CITY OF HAMILTON
2021 RECOMMENDED PROJECTS &
2022-2030 FORECAST
CITY-WIDE**

	<u>2021</u>	<u>2022</u>	<u>2023</u>	<u>2024</u>	<u>2025</u>	<u>2026</u>	<u>2027</u>	<u>2028</u>	<u>2029</u>	<u>2030</u>	<u>Start</u>	<u>End</u>
Sub - Total Recreation Facilities	7,313	8,673	13,687	4,610	5,190	4,530	4,800	4,550	4,615	4,700		
Roads												
Railway Crossings Upgrades	500	0	0	0	0	0	0	0	0	0	2017	2021
Complete Liveable Better Streets Manual	50	0	0	0	0	0	0	0	0	0	2019	2021
PW Asset Management (PW-AM) System Implementation - CASH FLOW	1,310	1,410	1,760	300	0	0	0	0	0	0	2019	2024
O.Reg. 588/17 Compliance - Asset Management Plan Development	50	50	50	0	0	0	0	0	0	0	2020	2023
Engineering Services Staffing Costs - Road	5,570	5,570	5,570	5,570	5,570	5,570	5,570	5,570	5,570	5,570	2021	Ongoing
Major Road Maintenance Program	1,000	500	500	500	500	500	500	500	500	500	2021	Ongoing
Minor Construction Program	270	270	270	270	270	270	270	270	270	270	2021	Ongoing
New Sidewalk Program	450	450	450	450	450	450	450	450	450	450	2021	Ongoing
Sidewalk Rehabilitation Program	750	750	750	750	750	750	750	750	750	750	2021	Ongoing
Geotechnical Investigation Program	720	720	720	720	720	720	720	720	720	720	2021	Ongoing
Contaminated Soil & Rock Disposal Program	250	0	0	250	0	0	250	0	0	250	2021	Ongoing
Active Transportation Connections (ICIP)	2,100	900	1,500	3,000	2,500	0	0	0	0	0	2021	2025
Fencing/Sound Barrier Rehabilitation/Replacement within the Road Allowance	470	250	250	250	250	250	250	250	250	250	2021	Ongoing
Pavement Preventative Maintenance Program	2,000	2,000	2,000	2,000	2,000	3,000	3,000	3,000	3,000	3,000	2021	Ongoing
Bridge and Culvert Maintenance - T.O.M.	150	150	150	150	150	150	150	150	150	150	2021	Ongoing
Bridge and Culvert Major Maintenance - Engineering Services	2,800	1,800	1,800	1,800	1,800	1,800	1,800	1,800	1,800	1,800	2021	Ongoing
OSIM Bridge and Culvert Inspections	310	310	310	310	310	310	310	310	310	310	2021	Ongoing
Structural Investigations and Reports	360	360	360	360	360	360	360	360	360	360	2021	Ongoing
Fleet Additions - Roads O&M	500	200	200	200	200	200	200	200	200	200	2021	Ongoing
Yard Facility Maintenance and Improvement Program	150	150	150	150	150	150	150	150	150	150	2021	Ongoing
QA-QC Service Contract Program	150	150	150	150	150	150	150	150	150	150	2021	Ongoing
Escarpment Erosion Study	350	0	0	0	0	0	0	0	0	0	2021	2021
State of the Infrastructure - Asset Management	50	270	270	270	270	270	270	270	270	270	2021	Ongoing
Mapping Update Program	40	40	40	40	40	40	40	40	40	40	2021	Ongoing
TMP Modelling & Monitoring	50	50	30	30	30	30	30	30	30	30	2021	Ongoing
Sustainable Mobility Program	250	300	330	400	400	400	400	400	400	400	2021	Ongoing
Transportation Tomorrow Survey	150	100	100	100	100	100	100	100	100	100	2021	Ongoing
Consultation and Accommodation	30	30	30	30	30	30	30	30	30	30	2021	Ongoing
Field Data Systems Program	110	110	110	110	110	110	110	110	110	110	2021	Ongoing
Development Road Urbanization	500	500	500	500	500	500	500	500	500	500	2021	Ongoing
Escarpment Slope & Appurtenance Stabilization Program	1,300	1,000	1,000	1,000	1,000	1,000	1,000	1,000	1,000	1,000	2021	Ongoing
Retaining Wall Rehabilitation Program	1,454	900	900	950	950	900	900	900	900	900	2021	Ongoing
Guide Rail Replacement Program	400	400	400	400	400	400	400	400	400	400	2021	Ongoing
Neighbourhood Speed Reduction Initiative	450	450	0	0	0	0	0	0	0	0	2019	2022
Railway Roadway Crossings Rehabilitation Program	150	150	150	150	150	150	150	150	150	150	2021	Ongoing
Traffic Counts Program	300	180	180	180	180	180	180	180	180	180	2021	Ongoing

CITY OF HAMILTON
2021 RECOMMENDED PROJECTS &
2022-2030 FORECAST
CITY-WIDE

	<u>2021</u>	<u>2022</u>	<u>2023</u>	<u>2024</u>	<u>2025</u>	<u>2026</u>	<u>2027</u>	<u>2028</u>	<u>2029</u>	<u>2030</u>	<u>Start</u>	<u>End</u>
Roads												
Traffic Calming	300	300	300	300	300	300	300	300	300	300	2021	Ongoing
On Street Bike Facilities	600	450	450	450	500	500	500	500	500	500	2021	Ongoing
Traffic Signal Upgrades	300	300	300	300	300	300	300	300	300	300	2021	Ongoing
Traffic Signal LED Lighting Upgrade Program	200	200	200	200	200	200	200	200	200	200	2021	Ongoing
Traffic Controller Replacement Program	200	400	400	400	400	400	400	400	400	400	2021	Ongoing
Durable Pavement Markings (New Installations)	250	600	600	600	600	600	600	600	600	600	2021	Ongoing
Traffic Engineering - Signal Design & Contract Administration	250	0	0	0	0	0	0	0	0	0	2021	2021
APS - Accessible Pedestrian Signals	100	150	150	150	150	150	150	150	150	150	2021	Ongoing
Durable Plastic Pavement Marking Rehabilitation	500	500	500	500	500	500	500	500	500	500	2021	Ongoing
Overhead Sign Structure	500	50	50	50	50	50	50	50	50	50	2021	Ongoing
Roads - Small Equipment Replacement	50	50	50	50	50	50	50	50	50	50	2021	Ongoing
Roads - Alleyway Rehabilitation	120	100	100	100	100	100	100	100	100	100	2021	Ongoing
Engagement Priorities - Vision Zero	50	200	200	200	200	200	200	200	200	200	2021	Ongoing
Education Priorities - Vision Zero	400	400	400	400	400	400	400	400	400	400	2021	Ongoing
Evaluation Priorities - Vision Zero	50	200	200	200	200	200	200	200	200	200	2021	Ongoing
Engineering Priorities - Vision Zero	300	800	800	800	800	800	800	800	800	800	2021	Ongoing
Local Road Asset Preservation	0	0	0	6,000	2,000	2,500	3,000	0	0	5,000	2021	Ongoing
Rural Hot Mix Program	0	0	0	1,000	1,000	1,000	1,000	1,020	2,310	1,050	2027	Ongoing
Arterial Asset Preservation Program	0	0	4,452	2,445	1,279	6,158	8,178	7,562	8,635	6,289	2022	Ongoing
Bridge Replacement / Rehabilitation Reserve	0	837	5,904	1,000	5,000	1,130	0	6,000	9,100	9,300	2022	2030
Street Lighting Capital Program	0	350	350	350	350	350	350	350	350	350	2021	Ongoing
ATMS – Advanced Traffic Management System	0	750	750	750	750	750	750	750	750	750	2021	Ongoing
New Traffic Signal Installation Program	0	500	500	500	500	500	500	500	500	500	2021	Ongoing
Traffic Signal Modernization	0	500	500	500	500	500	500	500	500	500	2021	Ongoing
Pedestrian Crossovers (Type B & C)	0	200	200	200	200	200	200	200	200	200	2021	Ongoing
Pedestrian Crossovers (Type D)	0	300	300	300	300	300	0	0	0	0	2021	Ongoing
Sub - Total Roads	29,664	28,607	38,636	39,085	36,919	36,878	38,218	40,372	45,835	47,679		
Transit Services												
HSR Bus Expansion Program - 10 Year Plan	4,080	4,162	5,094	5,196	6,183	0	0	0	0	0	2017	2025
HSR Expansion Buses - Modal Split	7,344	7,491	7,641	7,794	7,949	0	0	0	0	0	2020	2025
PRESTO Equipment Replacement	0	0	0	0	0	0	4,825	0	0	0	2020	2027
HSR Bus Replacement Program	31,524	18,684	14,188	15,163	14,545	15,545	15,856	14,500	37,003	26,139	2021	Ongoing
Active Transportation Connections	1,200	900	1,500	3,000	2,500	0	0	0	0	0	2021	Ongoing
Nonrevenue Vehicle Replace Program	69	85	138	85	110	185	90	79	179	143	2021	Ongoing
Real-Time Information Infrastructure	2,000	0	0	0	0	0	0	0	0	0	2021	2021
Real-Time Operations Management	2,250	2,750	0	0	0	0	0	0	0	0	2021	2022
A-Line Priority Bus Corridor	2,000	2,000	2,000	2,500	0	0	0	0	0	0	2021	2024
Ranger Equipment Replacement	2,000	0	0	0	0	0	0	0	0	0	2021	2021
Operator Washroom Conveniences and End of Line Rehab	150	75	75	75	75	75	75	75	75	75	2021	Ongoing

**CITY OF HAMILTON
2021 RECOMMENDED PROJECTS &
2022-2030 FORECAST
CITY-WIDE**

	<u>2021</u>	<u>2022</u>	<u>2023</u>	<u>2024</u>	<u>2025</u>	<u>2026</u>	<u>2027</u>	<u>2028</u>	<u>2029</u>	<u>2030</u>	<u>Start</u>	<u>End</u>
<u>Transit Services</u>												
Bus Stop Shelter Rehabilitation	125	125	125	125	125	125	125	125	125	125	2021	Ongoing
Transit Shelter Expansion Program	150	150	150	150	150	150	150	150	150	150	2021	Ongoing
Rapid Ready & Ten Year Local Transit Strategy Implementation	0	0	50	0	0	50	0	0	0	0	2017	2026
Birch Avenue Bridge/Road Works	0	31,000	0	0	0	0	0	0	0	0	2022	2022
Sub - Total Transit Services	52,892	67,422	30,961	34,088	31,637	16,130	21,121	14,929	37,532	26,632		
<u>Waste Management</u>												
Leaf & Yard Waste Composting Facility Relocation	0	2,000	0	0	0	0	0	0	0	0	2012	2022
CCF Lifecycle Replacement	0	267	0	267	209	1,525	3,050	56,425	0	0	2019	2028
Waste Collection Fleet Replacement	0	0	500	0	0	0	0	0	0	0	2016	2023
Glanbrook Landfill Stage 3 Development- Cells C, D, & E	0	5,500	0	0	0	0	0	0	0	0	2020	2022
Transfer Station/CRC Expansion & Capital Replacement	3,487	0	0	14,500	0	0	0	0	0	0	2015	2022
Waste Collection Packer DriveCam Camera Upgrade	45	0	0	0	0	0	0	0	0	0	2021	2021
Waste Collection Packers Reversing Safety Sensors	24	0	0	0	0	0	0	0	0	0	2021	2021
Waste Management R & D Program	140	145	150	160	165	170	180	185	195	210	2021	Ongoing
Diversion Container Replacement Program	950	980	1,000	1,000	1,000	1,000	1,000	1,000	1,000	0	2021	Ongoing
Public Space & Special Event Containers	120	250	250	250	250	250	250	250	250	0	2021	Ongoing
Glanbrook Landfill Capital Improvement Program	318	327	337	346	357	367	377	389	399	0	2021	Ongoing
Closed Landfill Maintenance & Capital Improvement Program	384	396	409	423	437	450	465	480	496	0	2021	Ongoing
Maintenance & Capital Improvements to the Resource Recovery Centre (RRC) Program	295	304	313	322	332	342	352	352	352	0	2021	Ongoing
Transfer Station/CRC Maintenance & Capital Improvement Program	217	221	226	230	235	240	244	244	244	0	2021	Ongoing
SWMMP - Recommendation 6: Alternative Disposal Facility	200	200	0	0	0	96,000	96,000	0	0	0	2021	2027
Environmental Services Legislative Compliance Program	185	185	185	185	185	185	185	185	185	185	2021	Ongoing
SWMMP Approvals	150	150	150	150	150	150	150	150	150	150	2021	Ongoing
Sub - Total Waste Management	6,515	10,925	3,520	17,833	3,320	100,679	102,253	59,660	3,271	545		
Total Public Works Tax Funded	129,594	165,899	115,057	120,204	103,056	184,811	194,735	146,914	118,531	110,220		
Total City-Wide Projects	204,772	227,290	172,832	174,649	156,214	234,825	245,658	200,570	162,106	132,996		

**CITY OF HAMILTON
2021 RECOMMENDED PROJECTS &
2022-2030 FORECAST
FOR WARD**

	<u>2021</u>	<u>2022</u>	<u>2023</u>	<u>2024</u>	<u>2025</u>	<u>2026</u>	<u>2027</u>	<u>2028</u>	<u>2029</u>	<u>2030</u>	<u>Start</u>	<u>End</u>
<u>Corporate Facilities</u>												
EFFM Facility Yard Relocation	4,400	0	0	0	0	0	0	0	0	0	0	Ongoing
<i>Sub - Total Corporate Facilities</i>	4,400	0	0	0	0	0	0	0	0	0		
<i>Total Public Works Tax Funded</i>	4,400	0	0	0	0	0	0	0	0	0		
<i>Total Others</i>	4,400	0	0	0	0	0	0	0	0	0		
<i>Grand Total</i>	472,202	415,659	318,798	341,126	256,784	349,341	331,449	346,178	277,426	223,885		

2021-2030 Project Summaries & 2021 Capital Project Detail Sheets by Department

City Manager



**City of Hamilton
2021 - 2030 Capital Budget
Departmental Summary (000's)**

	2021		2022		2023		2024		4 Year		10 Year	
	Gross	Net	Gross	Net	Gross	Net	Gross	Net	Gross	Net	Gross	Net
<u>City Manager</u>												
<i>Included in the Financing Plan</i>												
City Manager	425	425	425	425	100	100	-	-	950	950	950	950
Total:	425	425	425	425	100	100	-	-	950	950	950	950
Total: City Manager	425	425	425	425	100	100	-	-	950	950	950	950
Total: All Departments	425	425	425	425	100	100	-	-	950	950	950	950

City of Hamilton
2021 - 2030 Capital Budget
Ten Year Included, Not Included, Future Project Summary (000's)

Ward	Project	Pre 2021		2021		2022		2023		2024		2025 to 2030		Total Project		Start Year	End Year	
		Gross	Net	Gross	Net	Gross	Net	Gross	Net	Gross	Net	Gross	Net	Gross	Net			
<u>City Manager</u>																		
<i>Included in the Financing Plan</i>																		
City Wide	3381858502	Enhancing City of Hamilton App for citizen services	40	-	25	25	25	25	-	-	-	-	-	-	90	50	2018	2022
City Wide	3381858503	Digital/Open Data Infrastructure	250	-	100	100	100	100	100	100	-	-	-	-	550	300	2018	2021
City Wide	3381959501	Digital Office: Smart City and Digital Transformation Program	1,000	1,000	300	300	300	300	-	-	-	-	-	-	1,600	1,600	2019	2022
Total:			1,290	1,000	425	425	425	425	100	100	-	-	-	-	2,240	1,950		
Total: City Manager			1,290	1,000	425	425	425	425	100	100	-	-	-	-	2,240	1,950		
Total: All Departments			1,290	1,000	425	425	425	425	100	100	-	-	-	-	2,240	1,950		

**CITY OF HAMILTON
2021-2045 CAPITAL BUDGET PROJECT DETAIL SHEET**

Division/Department: City Manager - City Manager

Project ID: 3381858502

Category: Computer Software Purchases

Project Name: Enhancing City of Hamilton App for citizen services

Ward(s): City Wide

Objective:

This corporate-wide initiative provides a unified approach to mobile App development and delivery, One City – One Brand – One App; with a focus on a unified and seamlessly integrated customer experience, supporting strategic plans and priorities, enhancements to information and service delivery and eliminating unnecessary/redundant spending.

Phase one of the initiative delivered an Android and Apple mobile application, branded for the City to allow its citizens to perform key tasks. Expansion funding is required to enhance those work efforts and continue adding new features, specifically where user and business needs cannot be met by websites or web applications. Building upon the City's initial mobile app investment is critical for the long-term success of the City's digital products and creating a culture of continuous improvement.

Start Date: 2018

Completion Date: 2022

Status: Recommended (funded)

Tangible Capital Asset: No

Capital Budget Initiation: 2018

Program Type: Software

Expenses (000's)	Total	Pre 2021	2021	2022	2023	2024	2025	2026	2027	2028	2029	2030	2031-45
Computer Software	90	40	25	25									
Total: Expenses	90	40	25	25									

Revenues (000's)	Total	Pre 2021	2021	2022	2023	2024	2025	2026	2027	2028	2029	2030	2031-45
From WIP Transfers	40	40											
Total: Revenues	40	40											

Net Cost	50	0	25	25	0	0	0	0	0	0	0	0	0
-----------------	-----------	----------	-----------	-----------	----------	----------	----------	----------	----------	----------	----------	----------	----------

Financing Sources (000's)	Total	Pre 2021	2021	2022	2023	2024	2025	2026	2027	2028	2029	2030	2031-45
From Operating Fund	25		25										
Total: Financing Sources	25		25										

Funding Required	25	0	0	25	0	0	0	0	0	0	0	0	0
-------------------------	-----------	----------	----------	-----------	----------	----------	----------	----------	----------	----------	----------	----------	----------

CITY OF HAMILTON
2021-2045 CAPITAL BUDGET PROJECT DETAIL SHEET

Division/Department: City Manager - City Manager

Project ID: 3381858502

Category: Computer Software Purchases

Project Name: Enhancing City of Hamilton App for citizen services

Ward(s): City Wide

Operating Budget Impact:	2021	2022	2023 Onward
Costs(Savings) (000's)			
Staffing Impacts (F.T.E)			

Project Rating Attributes	Weight	Rating	Weighted Rank
Contractual/Legislated Obligations	46.00	0-0	
Health and Safety	16.00	0-0	0.32
Operating Budget/Financial Impact	9.00	0-0	0.90
Strategic Direction (Dominant Project Theme)	29.00	0-1	0.29
Total			1.51

Comments:

App users expect updates. Adapting to changes and constantly providing a better app experience is critical to meeting citizen expectations and keeping residents engaged in City services. Funding a centralized model is efficient for building and maintaining Apps by reducing duplication through re-use of components, standardization of processes and collaboration on common solutions. A key focus of the model is also to integrate other existing or pending apps into a seamlessly City of Hamilton app experience.

Future areas of development include (but not limited to):

- What's Happening Today (City wide drop-ins, programs, events)
- Enhance Report-a-problem/ 311 services
- Enhance Road conditions/Where's My Plow tracker
- GPS driven mapping solutions for residents and tourists (Parks & Trails, Bike Routes etc.)
- Integration with Pay for Parking/Find a Parking Spot services
- Integration of election registration, notifications and polling station lookup

**CITY OF HAMILTON
2021-2045 CAPITAL BUDGET PROJECT DETAIL SHEET**

Division/Department: City Manager - City Manager
Project Name: Digital/Open Data Infrastructure

Project ID: 3381858503

Category: Computer Software Purchases
Ward(s): City Wide

Objective:

This request is to acquire and implement the necessary infrastructure, including a data hub/lake to support data sharing and the open data program. This critical infrastructure supports data to be quickly and easily accessed by all stakeholders such as Council, staff, citizens and researchers. Automation will reduce manual processes so that data can be leveraged to make decisions and create a more open and transparent government. Having data that is easy to access helps support a culture of analysis, transparency and data driven decision making. Enabling automated access will make it easier for staff to find information they need. It also enables enhanced availability to the community.

Start Date: 2018
Completion Date: 2021
Status: Recommended (funded)
Tangible Capital Asset: No
Capital Budget Initiation: 2018
Program Type: Software

Expenses (000's)	Total	Pre 2021	2021	2022	2023	2024	2025	2026	2027	2028	2029	2030	2031-45
Computer Software	550	250	100	100	100								
Total: Expenses	550	250	100	100	100								

Revenues (000's)	Total	Pre 2021	2021	2022	2023	2024	2025	2026	2027	2028	2029	2030	2031-45
From WIP Transfers	242	242											
W.I.P. Interest	8	8											
Total: Revenues	250	250											

Net Cost	300	0	100	100	100	0	0	0	0	0	0	0	0
-----------------	------------	----------	------------	------------	------------	----------	----------	----------	----------	----------	----------	----------	----------

Financing Sources (000's)	Total	Pre 2021	2021	2022	2023	2024	2025	2026	2027	2028	2029	2030	2031-45
From Operating Fund	100		100										
Total: Financing Sources	100		100										

Funding Required	200	0	0	100	100	0	0	0	0	0	0	0	0
-------------------------	------------	----------	----------	------------	------------	----------	----------	----------	----------	----------	----------	----------	----------

**CITY OF HAMILTON
2021-2045 CAPITAL BUDGET PROJECT DETAIL SHEET**

Division/Department: City Manager - City Manager
Project Name: Digital/Open Data Infrastructure

Project ID: 3381858503

Category: Computer Software Purchases
Ward(s): City Wide

Operating Budget Impact:	2021	2022	2023 Onward
Costs(Savings) (000's)			
Staffing Impacts (F.T.E)			

Project Rating Attributes	Weight	Rating	Weighted Rank
Contractual/Legislated Obligations	46.00	0-0	4.60
Health and Safety	16.00	0-0	
Operating Budget/Financial Impact	9.00	0-0	0.90
Strategic Direction (Dominant Project Theme)	29.00	0-1	0.29
Total			5.79

Comments:

The first pilot of the Citizen Dashboard is launching in fall of 2017. It is a webpage with limited functionality for real-time, automated updates, and has limited drill-down data capabilities. Automating these processes is critical to having a public facing and internal dashboards and sustainable open data program. The program also recognizes the potential for future revenue generation modeling once the automated open data program is in place. Enabling this service enhances both trust in government as well as the experience of the residents, community partners, and businesses. 1 FTE and 125k was approved in 2018.

CITY OF HAMILTON
2021-2045 CAPITAL BUDGET PROJECT DETAIL SHEET

Division/Department: City Manager - City Manager

Project ID: 3381959501

Category: Council's Strategic Projects

Project Name: Digital Office: Smart City and Digital Transformation Program

Ward(s): City Wide

Objective:

The Digital Office was established to lead digital transformation at the City. This funding is to establish the full program that focuses on modernizing service delivery digitally, Open Government and orchestrating smart city initiatives and expand the way we engage with the community, academia and the private sector, including co-creation. It will work with departments/divisions to make services available on-line that are simple and easy to use; increase the use digital tools to make the City more responsive/predictive and enable residents to have easier access to services and information/Open Data. This initiative will also pilot up to five initial smart projects on a connected platform to demonstrate the impact of combining data to drive decisions. (2 temporary FTE's inclusive of operating equipment costs funded from the reserve for 2019 and 2020 in the amount of \$200k annually)

Start Date: 2019

Completion Date: 2022

Status: Recommended (funded)

Tangible Capital Asset: No

Capital Budget Initiation: 2019

Program Type: Information

Expenses (000's)	Total	Pre 2021	2021	2022	2023	2024	2025	2026	2027	2028	2029	2030	2031-45
Computer Software	550	350	100	100									
Consultant	250	250											
Contractual Services (Operational)	800	400	200	200									
Total: Expenses	1,600	1,000	300	300									

Net Cost	1,600	1,000	300	300	0	0	0	0	0	0	0	0	0
-----------------	--------------	--------------	------------	------------	----------	----------	----------	----------	----------	----------	----------	----------	----------

Financing Sources (000's)	Total	Pre 2021	2021	2022	2023	2024	2025	2026	2027	2028	2029	2030	2031-45
From Operating Fund	1,300	1,000	300										
Total: Financing Sources	1,300	1,000	300										

Funding Required	300	0	0	300	0	0	0	0	0	0	0	0	0
-------------------------	------------	----------	----------	------------	----------	----------	----------	----------	----------	----------	----------	----------	----------

Operating Budget Impact:	2021	2022	2023 Onward
Costs(Savings) (000's)	312.0	110.0	
Staffing Impacts (F.T.E)		5	3

Project Rating Attributes	Weight	Rating	Weighted Rank
Contractual/Legislated Obligations	46.00	0-0	4.60
Health and Safety	16.00	0-0	0.64
Operating Budget/Financial Impact	9.00	0-0	0.90
Strategic Direction (Dominant Project Theme)	29.00	0-1	0.29
Total			6.43

Corporate Services

**City of Hamilton
2021 - 2030 Capital Budget
Departmental Summary (000's)**

	2021		2022		2023		2024		4 Year		10 Year	
	Gross	Net	Gross	Net	Gross	Net	Gross	Net	Gross	Net	Gross	Net
Corporate Services												
<i>Included in the Financing Plan</i>												
Customer Service & POA	100	-	200	-	200	-	150	-	650	-	650	-
Finance	9,400	8,590	10,000	10,000	10,000	10,000	10,000	10,000	39,400	38,590	99,400	98,590
Information Technology (IT)	8,138	8,138	1,179	1,179	500	500	-	-	9,817	9,817	9,817	9,817
Total:	17,638	16,728	11,379	11,179	10,700	10,500	10,150	10,000	49,867	48,407	109,867	108,407
<i>Beginning in Future Years</i>												
Finance	-	-	-	-	380	380	-	-	380	380	1,410	483
Information Technology (IT)	-	-	295	295	-	-	-	-	295	295	295	295
Total:	-	-	295	295	380	380	-	-	675	675	1,705	778
Total: Corporate Services	17,638	16,728	11,674	11,474	11,080	10,880	10,150	10,000	50,542	49,082	111,572	109,185
Total: All Departments	17,638	16,728	11,674	11,474	11,080	10,880	10,150	10,000	50,542	49,082	111,572	109,185

Customer Service and POA

**City of Hamilton
2021 - 2030 Capital Budget
Ten Year Included, Not Included, Future Project Summary (000's)**

Ward	Project	Pre 2021		2021		2022		2023		2024		2025 to 2030		Total Project		Start Year	End Year	
		Gross	Net	Gross	Net	Gross	Net	Gross	Net	Gross	Net	Gross	Net	Gross	Net			
Customer Service & POA																		
<i>Included in the Financing Plan</i>																		
City Wide	2052157002	Replacement of Integrated Court Offences Network and Collections Administration Management Software		-	-	100	-	200	-	200	-	150	-	-	-	650	-	2021 2026
Total:				-	-	100	-	200	-	200	-	150	-	-	-	650	-	
Total: Customer Service & POA				-	-	100	-	200	-	200	-	150	-	-	-	650	-	
Total: All Departments				-	-	100	-	200	-	200	-	150	-	-	-	650	-	

**CITY OF HAMILTON
2021-2045 CAPITAL BUDGET PROJECT DETAIL SHEET**

Division/Department: Customer Service & POA - Corporate Services **Project ID:** 2052157002 **Category:** Replacement Project
Project Name: Replacement of Integrated Court Offences Network and Collections Administration Management Software **Ward(s):** City Wide

Objective:
"The Integrated Court Offences Network (ICON) is the provincial database currently utilized by the Ministry of the Attorney General (MAG) to house information pertaining to all offences, court cases and trials. Specifically, the City's Provincial Offences Administration (POA) unit records information directly into the data base for all provincial offences. ICON is not mandated by the Ministry; however, information must be updated in the ICON system daily as the Ministry uses the database to report performance and for other decision-making purposes. ICON is approximately 50 years old and based on unsupported and outdated technology. The Ministry remains responsible for technically supporting the technology and has attempted to replace the outdated technology unsuccessfully in the past. As an example, it took two years for POA Hamilton to have an additional three-digit code added to the existing data tables.

Start Date: 2021
Completion Date: 2026
Status: Recommended (funded)
Tangible Capital Asset: No
Capital Budget Initiation: 2020
Program Type: Software

In conjunction with ICON, POA also utilizes a second database, Court Administration Management System (CAMS) to address the shortfalls (ex. Notes) in the ICON technology. This results in several work arounds, manual processing and keying of entries in two systems. CAMS was developed by Niagara Region and is supported by Niagara on a limited basis. As CAMS is also built on an unsupported and outdated platform (.Net older version/SQL), Niagara has notified the City that the program will not be supported beyond 2019. A team comprised of ICON and CAMS municipal users is focused on replacing both outdated systems

Expenses (000's)	Total	Pre 2021	2021	2022	2023	2024	2025	2026	2027	2028	2029	2030	2031-45
Computer Software	650		100	200	200	150							
Total: Expenses	650		100	200	200	150							

Revenues (000's)	Total	Pre 2021	2021	2022	2023	2024	2025	2026	2027	2028	2029	2030	2031-45
Other Internal Sources	650		100	200	200	150							
Total: Revenues	650		100	200	200	150							

Net Cost	0	0	0	0	0	0	0	0	0	0	0	0	0
-----------------	----------	----------	----------	----------	----------	----------	----------	----------	----------	----------	----------	----------	----------

Funding Required	0	0	0	0	0	0	0	0	0	0	0	0	0
-------------------------	----------	----------	----------	----------	----------	----------	----------	----------	----------	----------	----------	----------	----------

Operating Budget Impact:	2021	2022	2023 Onward
Costs(Savings) (000's)		45.0	95.0
Staffing Impacts (F.T.E)		.5	

Project Rating Attributes	Weight	Rating	Weighted Rank
Contractual/Legislated Obligations	46.00	0-0	0.46
Health and Safety	16.00	0-0	0.16
Operating Budget/Financial Impact	9.00	0-0	0.81
Strategic Direction (Dominant Project Theme)	29.00	0-1	0.29
Total			1.72

Finance



City of Hamilton
2021 - 2030 Capital Budget
Ten Year Included, Not Included, Future Project Summary (000's)

Ward	Project	Pre 2021		2021		2022		2023		2024		2025 to 2030		Total Project		Start Year	End Year	
		Gross	Net	Gross	Net	Gross	Net	Gross	Net	Gross	Net	Gross	Net	Gross	Net			
Finance																		
Included in the Financing Plan																		
City Wide	2052180510	DC Exemptions Recovery	17,500	16,500	8,500	8,500	10,000	10,000	10,000	10,000	10,000	10,000	60,000	60,000	266,000	265,000	2018	Ongoing
City Wide	3382155301	2021 Development Charges' Bylaw Studies	-	-	900	90	-	-	-	-	-	-	-	-	900	90	2021	2022
Total:			17,500	16,500	9,400	8,590	10,000	10,000	10,000	10,000	10,000	10,000	60,000	60,000	266,900	265,090		
Beginning in Future Years																		
City Wide	3381557502	Budget Operating System Upgrade	561	420	-	-	-	-	380	380	-	-	-	-	941	800	2015	2023
City Wide	3382655601	2026 Development Charges' Bylaw Studies	-	-	-	-	-	-	-	-	-	1,030	103	1,030	103	2026	2026	
City Wide	3383155101	2031 Development Charges' Bylaw Studies	-	-	-	-	-	-	-	-	-	-	-	1,100	110	2031	2031	
Total:			561	420	-	-	-	-	380	380	-	-	1,030	103	3,071	1,013		
Total: Finance			18,061	16,920	9,400	8,590	10,000	10,000	10,380	10,380	10,000	10,000	61,030	60,103	269,971	266,103		
Total: All Departments			18,061	16,920	9,400	8,590	10,000	10,000	10,380	10,380	10,000	10,000	61,030	60,103	269,971	266,103		

**CITY OF HAMILTON
2021-2045 CAPITAL BUDGET PROJECT DETAIL SHEET**

Division/Department: Finance - Corporate Services

Project ID: 2052180510

Category: Network Extension Projects

Project Name: DC Exemptions Recovery

Ward(s): City Wide

Objective:

Budget allocation to repay Development Charge Reserves to compensate for exemptions. Exemptions need to be repaid to ensure that the Development Charge Reserves continue to be sustainable. Sustainable Development Charge Reserves are necessary to ensure that growth continues to pay for growth.

Start Date: 2018

Completion Date: Ongoing

Status: Block

Tangible Capital Asset: No

Capital Budget Initiation: 2015

Program Type: Development

Expenses (000's)	Total	Pre 2021	2021	2022	2023	2024	2025	2026	2027	2028	2029	2030	2031-45
Other Capital Expenditures	266,000	17,500	8,500	10,000	10,000	10,000	10,000	10,000	10,000	10,000	10,000	10,000	150,000
Total: Expenses	266,000	17,500	8,500	10,000	10,000	10,000	10,000	10,000	10,000	10,000	10,000	10,000	150,000

Revenues (000's)	Total	Pre 2021	2021	2022	2023	2024	2025	2026	2027	2028	2029	2030	2031-45
From Reserves	1,000	1,000											
Total: Revenues	1,000	1,000											

Net Cost	265,000	16,500	8,500	10,000	10,000	10,000	10,000	10,000	10,000	10,000	10,000	10,000	150,000
-----------------	----------------	---------------	--------------	---------------	---------------	---------------	---------------	---------------	---------------	---------------	---------------	---------------	----------------

Financing Sources (000's)	Total	Pre 2021	2021	2022	2023	2024	2025	2026	2027	2028	2029	2030	2031-45
From Operating Fund	9,100	7,500	1,600										
Hydro Dividends	7,900	1,000	6,900										
Total: Financing Sources	17,000	8,500	8,500										

Funding Required	248,000	8,000	0	10,000	10,000	10,000	10,000	10,000	10,000	10,000	10,000	10,000	150,000
-------------------------	----------------	--------------	----------	---------------	---------------	---------------	---------------	---------------	---------------	---------------	---------------	---------------	----------------

Operating Budget Impact:	2021	2022	2023 Onward
Costs(Savings) (000's)			
Staffing Impacts (F.T.E)			

Project Rating Attributes	Weight	Rating	Weighted Rank
Contractual/Legislated Obligations	46.00	0-0	4.60
Health and Safety	16.00	0-0	
Operating Budget/Financial Impact	9.00	0-0	0.90
Strategic Direction (Dominant Project Theme)	29.00	0-1	0.29
Total			5.79

**CITY OF HAMILTON
2021-2045 CAPITAL BUDGET PROJECT DETAIL SHEET**

Division/Department: Finance - Corporate Services

Project ID: 3382155301

Category: Plans/Studies

Project Name: 2021 Development Charges' Bylaw Studies

Ward(s): City Wide

Objective:

The Provincial Development Charge Act requires that a municipality's Development Charges' Bylaw be updated every 5 years. Once GRIDS 2 is completed and the related infrastructure master plans are up dated a DC background study will initiated earlier than the standard 5 year term

Start Date: 2021

Completion Date: 2022

Status: Block

Tangible Capital Asset: No

Capital Budget Initiation: 2018

Program Type: Plans/Studies

Expenses (000's)	Total	Pre 2021	2021	2022	2023	2024	2025	2026	2027	2028	2029	2030	2031-45
Consultant	650		650										
Project Management	250		250										
Total: Expenses	900		900										

Revenues (000's)	Total	Pre 2021	2021	2022	2023	2024	2025	2026	2027	2028	2029	2030	2031-45
Dev Charges - Non Res-NCA	300		300										
Dev Charges - Res-NCA	510		510										
Total: Revenues	810		810										

Net Cost	90	0	90	0	0	0	0	0	0	0	0	0	0
-----------------	-----------	----------	-----------	----------	----------	----------	----------	----------	----------	----------	----------	----------	----------

Financing Sources (000's)	Total	Pre 2021	2021	2022	2023	2024	2025	2026	2027	2028	2029	2030	2031-45
From Operating Fund	90		90										
Total: Financing Sources	90		90										

Funding Required	0	0	0	0	0	0	0	0	0	0	0	0	0
-------------------------	----------	----------	----------	----------	----------	----------	----------	----------	----------	----------	----------	----------	----------

Operating Budget Impact:	2021	2022	2023 Onward
Costs(Savings) (000's)			
Staffing Impacts (F.T.E)			

Project Rating Attributes	Weight	Rating	Weighted Rank
Contractual/Legislated Obligations	46.00	0-0	2.76
Health and Safety	16.00	0-0	
Operating Budget/Financial Impact	9.00	0-0	0.90
Strategic Direction (Dominant Project Theme)	29.00	0-1	0.29
Total			3.95

Information Technology (IT)

City of Hamilton
2021 - 2030 Capital Budget
Ten Year Included, Not Included, Future Project Summary (000's)

Ward	Project	Pre 2021		2021		2022		2023		2024		2025 to 2030		Total Project		Start Year	End Year	
		Gross	Net	Gross	Net	Gross	Net	Gross	Net	Gross	Net	Gross	Net	Gross	Net			
Information Technology (IT)																		
Included in the Financing Plan																		
City Wide	3501757702	Network Infrastructure Sustainability and Continuous Improvement	1,020	650	445	445	340	340	-	-	-	-	-	-	1,805	1,435	2017	2021
City Wide	3501957905	IT Strategy - Strategic Theme Enabling Our People	827	827	180	180	155	155	-	-	-	-	-	-	1,162	1,162	2019	2022
City Wide	3501957906	IT Strategy - Strategic Theme IT Optimization	200	200	150	150	150	150	-	-	-	-	-	-	500	500	2019	2022
City Wide	3501957909	IT Strategy - Strategic Theme Integrated & Connected	75	75	220	220	25	25	-	-	-	-	-	-	320	320	2019	2022
City Wide	3502057203	Payment Card Systems Review	100	100	95	95	-	-	-	-	-	-	-	-	195	195	2019	2019
City Wide	3502157101	Next Generation 9-1-1 (nG 9-1-1)	-	-	6,000	6,000	-	-	-	-	-	-	-	-	6,000	6,000	2021	2024
City Wide	3502157102	Firewall Purchase	-	-	200	200	-	-	-	-	-	-	-	-	200	200	2021	2021
City Wide	3502157202	IT Asset Management Program	150	150	150	150	200	200	350	350	-	-	-	-	850	850	2021	2022
City Wide	3502157210	PeopleSoft Finance Tools Upgrade	-	-	100	100	-	-	-	-	-	-	-	-	100	100	2021	2120
City Wide	3502157211	PeopleSoft HRMS Tools Upgrade	-	-	183	183	17	17	-	-	-	-	-	-	200	200	2021	2021
City Wide	3502157602	IT Security	696	696	192	192	142	142	150	150	-	-	-	-	1,180	1,180	2017	2022
City Wide	3502157907	Business Systems and Services Continuity Plan	220	220	223	223	150	150	-	-	-	-	-	-	593	593	2020	2022
Total:			3,288	2,918	8,138	8,138	1,179	1,179	500	500	-	-	-	-	13,105	12,735		
Beginning in Future Years																		
City Wide	3501957910	Messaging (Email) Platform Migration	596	-	-	-	295	295	-	-	-	-	-	-	891	295	2019	2020
Total:			596	-	-	-	295	295	-	-	-	-	-	-	891	295		
Total: Information Technology (IT)			3,884	2,918	8,138	8,138	1,474	1,474	500	500	-	-	-	-	13,996	13,030		
Total: All Departments			3,884	2,918	8,138	8,138	1,474	1,474	500	500	-	-	-	-	13,996	13,030		

CITY OF HAMILTON
2021-2045 CAPITAL BUDGET PROJECT DETAIL SHEET

Division/Department: Information Technology (IT) - Corporate Services

Project ID: 3501757702

Category: Equipment Replacement

Project Name: Network Infrastructure Sustainability and Continuous Improvement

Ward(s): City Wide

Objective:

This capital program will help mitigate the risk of failure to network equipment implemented in 2003 which is past it's useful life. Upgrading this network equipment will also provide City locations with increase network bandwidth and response times meeting the demand of higher bandwidth applications on the City's network.

The risk of not replacing these switches is loss of connectivity to critical applications, communications and network resources, which results in the loss of productivity.

This capital budget also provides funding for backup power devices at most sites. This will provide continuous power when power interruptions occur, to maintain site network connectivity.

This capital program also include \$40,000 for network access control software to provide better security for the corporate network."

Start Date: 2017

Completion Date: 2021

Status: Recommended (funded)

Tangible Capital Asset: Yes

Capital Budget Initiation: 2016

Program Type: Computer Hardware

Expenses (000's)	Total	Pre 2021	2021	2022	2023	2024	2025	2026	2027	2028	2029	2030	2031-45
Computer Hardware	65	55	10										
Computer Software	40	40											
Electrical R&R	85	45	20	20									
Equipment	1,165	730	265	170									
Professional Fees	450	150	150	150									
Total: Expenses	1,805	1,020	445	340									

Revenues (000's)	Total	Pre 2021	2021	2022	2023	2024	2025	2026	2027	2028	2029	2030	2031-45
From Reserves	370	370											
Total: Revenues	370	370											

Net Cost	1,435	650	445	340	0	0	0	0	0	0	0	0	0
-----------------	--------------	------------	------------	------------	----------	----------	----------	----------	----------	----------	----------	----------	----------

Financing Sources (000's)	Total	Pre 2021	2021	2022	2023	2024	2025	2026	2027	2028	2029	2030	2031-45
From Operating Fund	1,095	650	445										
Total: Financing Sources	1,095	650	445										

Funding Required	340	0	0	340	0	0	0	0	0	0	0	0	0
-------------------------	------------	----------	----------	------------	----------	----------	----------	----------	----------	----------	----------	----------	----------

**CITY OF HAMILTON
2021-2045 CAPITAL BUDGET PROJECT DETAIL SHEET**

Division/Department: Information Technology (IT) - Corporate Services

Project ID: 3501757702

Category: Equipment Replacement

Project Name: Network Infrastructure Sustainability and Continuous Improvement

Ward(s): City Wide

Operating Budget Impact:	2021	2022	2023 Onward
Costs(Savings) (000's)			
Staffing Impacts (F.T.E)			

Project Rating Attributes	Weight	Rating	Weighted Rank
Contractual/Legislated Obligations	46.00	0-0	
Health and Safety	16.00	0-0	
Operating Budget/Financial Impact	9.00	0-0	0.72
Strategic Direction (Dominant Project Theme)	29.00	0-1	0.29
Total			1.01

**CITY OF HAMILTON
2021-2045 CAPITAL BUDGET PROJECT DETAIL SHEET**

Division/Department: Information Technology (IT) - Corporate Services
Project Name: IT Strategy - Strategic Theme Enabling Our People

Project ID: 3501957905

Category: Technical Services Projects
Ward(s): City Wide

Objective:
 Capital funding requirements for the IT Strategy - strategic theme Enabling Our People:
 - Self service Enablement for citizens & internal staff, City Website upgrade & training, Identity Access Management software.
 GIS Plan Refresh and Roll-out (3 Year Plan):
 Current 5 year Enterprise GIS Plan expires in Q1-2019. A 3 year plan will be developed for 2019-2022 that includes:
 - review current GIS Plan, determine future state of GIS with all City of Hamilton departments, identify new initiatives for future state, including the acquisition and implementation of net new software, conduct environmental scan, technology review, maturity model review, resource review, ensure alignment to IT Strategy initiatives, Microsoft Network, Exchange, Security Assessments - input into business case for MS Premier Support.
 -Utilize external consulting to help define the City's Cloud Strategy.
 -Define IT Service Model to manage and evolve cloud Services(foundation, delivery, sustainability, governance).

Start Date: 2019
Completion Date: 2022
Status: Block
Tangible Capital Asset: No
Capital Budget Initiation: 2018
Program Type: IT Services

Expenses (000's)	Total	Pre 2021	2021	2022	2023	2024	2025	2026	2027	2028	2029	2030	2031-45
Computer Software	215	155	40	20									
Consultant	100	100											
Professional Fees	767	532	120	115									
Training	80	40	20	20									
Total: Expenses	1,162	827	180	155									

Net Cost	1,162	827	180	155	0	0	0	0	0	0	0	0	0
-----------------	--------------	------------	------------	------------	----------	----------	----------	----------	----------	----------	----------	----------	----------

Financing Sources (000's)	Total	Pre 2021	2021	2022	2023	2024	2025	2026	2027	2028	2029	2030	2031-45
From Operating Fund	1,007	827	180										
Total: Financing Sources	1,007	827	180										

Funding Required	155	0	0	155	0	0	0	0	0	0	0	0	0
-------------------------	------------	----------	----------	------------	----------	----------	----------	----------	----------	----------	----------	----------	----------

Operating Budget Impact:	2021	2022	2023 Onward
Costs(Savings) (000's)			
Staffing Impacts (F.T.E)			

Project Rating Attributes	Weight	Rating	Weighted Rank
Contractual/Legislated Obligations	46.00	0-0	0.92
Health and Safety	16.00	0-0	0.32
Operating Budget/Financial Impact	9.00	0-0	0.09
Strategic Direction (Dominant Project Theme)	29.00	0-1	0.29
Total			1.62

**CITY OF HAMILTON
2021-2045 CAPITAL BUDGET PROJECT DETAIL SHEET**

Division/Department: Information Technology (IT) - Corporate Services

Project ID: 3501957906

Category: Technical Services Projects

Project Name: IT Strategy - Strategic Theme IT Optimization

Ward(s): City Wide

Objective:

- Capital funding requirements for the IT Strategy - strategic theme IT Optimization:
- Enterprise Architecture Roll out - professional services to augment IT staff (2020-2022)
 - Centralization of IT Services - add Sharepoint & Eclipse licenses for IT staff being transitioned into the IT Division (25 users)
 - IT Business Process Improvement - professional services to implement recommendations from 2018 IT Service Desk review
 - IT Service Management (ITSM) - purchase new ITSM tool to replace current HEAT product.
 - Security 5 Year Plan - Refer to separate submission.

Start Date: 2019
Completion Date: 2022
Status: Block
Tangible Capital Asset: Yes
Capital Budget Initiation: 2018
Program Type: IT Services

Expenses (000's)	Total	Pre 2021	2021	2022	2023	2024	2025	2026	2027	2028	2029	2030	2031-45
Computer Software	250	50	100	100									
Other Capital Expenditures	16	16											
Professional Fees	234	134	50	50									
Total: Expenses	500	200	150	150									

Net Cost	500	200	150	150	0	0	0	0	0	0	0	0	0
-----------------	------------	------------	------------	------------	----------	----------	----------	----------	----------	----------	----------	----------	----------

Financing Sources (000's)	Total	Pre 2021	2021	2022	2023	2024	2025	2026	2027	2028	2029	2030	2031-45
From Operating Fund	350	200	150										
Total: Financing Sources	350	200	150										

Funding Required	150	0	0	150	0	0	0	0	0	0	0	0	0
-------------------------	------------	----------	----------	------------	----------	----------	----------	----------	----------	----------	----------	----------	----------

Operating Budget Impact:	2021	2022	2023 Onward
Costs(Savings) (000's)			
Staffing Impacts (F.T.E)			

Project Rating Attributes	Weight	Rating	Weighted Rank
Contractual/Legislated Obligations	46.00	0-0	
Health and Safety	16.00	0-0	
Operating Budget/Financial Impact	9.00	0-0	
Strategic Direction (Dominant Project Theme)	29.00	0-1	0.29
Total			0.29

CITY OF HAMILTON
2021-2045 CAPITAL BUDGET PROJECT DETAIL SHEET

Division/Department: Information Technology (IT) - Corporate Services
Project Name: IT Strategy - Strategic Theme Integrated & Connected

Project ID: 3501957909

Category: Technical Services Projects

Ward(s): City Wide

Objective:

Capital funding requirements for the IT Strategy - strategic theme Integrated & Connected:
 - Systems Integration Foundation & Rollout
 - Middleware Integration Platform Upgrade (2021)
 - Document, Publish, Training for Integration Services Catalogue (2019 -2022)
 - Integration Training (2019 - 2022)

Start Date: 2019

Completion Date: 2022

Status: Recommended (funded)

Tangible Capital Asset: No

Capital Budget Initiation: 2019

Program Type: Computer Technology

Expenses (000's)	Total	Pre 2021	2021	2022	2023	2024	2025	2026	2027	2028	2029	2030	2031-45
Computer Software	135		135										
Professional Fees	85	25	60										
Training	100	50	25	25									
Total: Expenses	320	75	220	25									

Net Cost	320	75	220	25	0	0	0	0	0	0	0	0	0
-----------------	------------	-----------	------------	-----------	----------	----------	----------	----------	----------	----------	----------	----------	----------

Financing Sources (000's)	Total	Pre 2021	2021	2022	2023	2024	2025	2026	2027	2028	2029	2030	2031-45
From Operating Fund	295	75	220										
Total: Financing Sources	295	75	220										

Funding Required	25	0	0	25	0	0	0	0	0	0	0	0	0
-------------------------	-----------	----------	----------	-----------	----------	----------	----------	----------	----------	----------	----------	----------	----------

Operating Budget Impact:	2021	2022	2023 Onward
Costs(Savings) (000's)			
Staffing Impacts (F.T.E)			

Project Rating Attributes	Weight	Rating	Weighted Rank
Contractual/Legislated Obligations	46.00	0-0	
Health and Safety	16.00	0-0	
Operating Budget/Financial Impact	9.00	0-0	
Strategic Direction (Dominant Project Theme)	29.00	0-1	2.90
Total			2.90

**CITY OF HAMILTON
2021-2045 CAPITAL BUDGET PROJECT DETAIL SHEET**

Division/Department: Information Technology (IT) - Corporate Services
Project Name: Payment Card Systems Review

Project ID: 3502057203

Category: Security Improvements
Ward(s): City Wide

Objective:
This project will review transaction volumes, credit card processing policies, information technology infrastructure, and credit card handling procedures to help identify potential threats that could compromise credit card data.

Start Date: 2019
Completion Date: 2019
Status: Block
Tangible Capital Asset: No
Capital Budget Initiation: 2019
Program Type: Software

Expenses (000's)	Total	Pre 2021	2021	2022	2023	2024	2025	2026	2027	2028	2029	2030	2031-45
Computer Software	75	40	35										
Professional Fees	120	60	60										
Total: Expenses	195	100	95										

Net Cost	195	100	95	0	0	0	0	0	0	0	0	0	0
-----------------	------------	------------	-----------	----------	----------	----------	----------	----------	----------	----------	----------	----------	----------

Financing Sources (000's)	Total	Pre 2021	2021	2022	2023	2024	2025	2026	2027	2028	2029	2030	2031-45
From Operating Fund	195	100	95										
Total: Financing Sources	195	100	95										

Funding Required	0	0	0	0	0	0	0	0	0	0	0	0	0
-------------------------	----------	----------	----------	----------	----------	----------	----------	----------	----------	----------	----------	----------	----------

Operating Budget Impact:	2021	2022	2023 Onward
Costs(Savings) (000's)	100.0		
Staffing Impacts (F.T.E)	1		

Project Rating Attributes	Weight	Rating	Weighted Rank
Contractual/Legislated Obligations	46.00	0-0	3.22
Health and Safety	16.00	0-0	
Operating Budget/Financial Impact	9.00	0-0	0.27
Strategic Direction (Dominant Project Theme)	29.00	0-1	
Total			3.49

CITY OF HAMILTON
2021-2045 CAPITAL BUDGET PROJECT DETAIL SHEET

Division/Department: Information Technology (IT) - Corporate Services

Project ID: 3502157101

Category: Replacement Project

Project Name: Next Generation 9-1-1 (nG 9-1-1)

Ward(s): City Wide

Objective:

'On June 1st, 2017, the CRTC mandated all telephone companies to update their networks to provide Next-Generation 9-1-1 voice and text messaging services to all Canadians by March 30th, 2024. The City of Hamilton's IT Division, in conjunction with the Hamilton Police Service (HPS), Hamilton Fire Department (HFD), Hamilton Paramedic Service will lead the technical components of this initiative. PSAPs will no longer be able to take 911 calls after March 30th 2024 without the required NG9-1-1 technology to deal with 911s in the new format. HPS will be required to update and replace their systems in order to have compatibility to receive 911 calls and transfer them accordingly. This Capital will cover hardware and software costs, implementation, training, as well as an external Project Manager. This upgrade will have a direct impact on HPS, HFD, and Emergency Services dispatch.

Start Date: 2021

Completion Date: 2024

Status: Recommended (funded)

Tangible Capital Asset: Yes

Capital Budget Initiation: 2020

Program Type: Fire Stations

Expenses (000's)	Total	Pre 2021	2021	2022	2023	2024	2025	2026	2027	2028	2029	2030	2031-45
Computer Hardware	2,750		2,750										
Computer Software	500		500										
Contractual Services (Operational)	750		750										
Equipment	2,000		2,000										
Total: Expenses	6,000		6,000										

Net Cost	6,000	0	6,000	0	0	0	0	0	0	0	0	0	0
-----------------	--------------	----------	--------------	----------	----------	----------	----------	----------	----------	----------	----------	----------	----------

Financing Sources (000's)	Total	Pre 2021	2021	2022	2023	2024	2025	2026	2027	2028	2029	2030	2031-45
From Operating Fund	6,000		6,000										
Total: Financing Sources	6,000		6,000										

Funding Required	0	0	0	0	0	0	0	0	0	0	0	0	0
-------------------------	----------	----------	----------	----------	----------	----------	----------	----------	----------	----------	----------	----------	----------

Operating Budget Impact:	2021	2022	2023 Onward
Costs(Savings) (000's)	312.5		
Staffing Impacts (F.T.E)			

Project Rating Attributes	Weight	Rating	Weighted Rank
Contractual/Legislated Obligations	46.00	0-0	
Health and Safety	16.00	0-0	
Operating Budget/Financial Impact	9.00	0-0	
Strategic Direction (Dominant Project Theme)	29.00	0-1	
Total			

Comments:

Related to project 3762157101 (Police NG 911).

**CITY OF HAMILTON
2021-2045 CAPITAL BUDGET PROJECT DETAIL SHEET**

Division/Department: Information Technology (IT) - Corporate Services
Project Name: Firewall Purchase

Project ID: 3502157102

Category: Security Improvements
Ward(s): City Wide

Objective:
Additional firewalls (x2) are required to be purchased in order to address gaps in compliance with Payment Card Industry Data Security Standard(PCI DSS).

Start Date: 2021
Completion Date: 2021
Status: Recommended (funded)
Tangible Capital Asset: No
Capital Budget Initiation: 2020
Program Type: Computer Hardware

Expenses (000's)	Total	Pre 2021	2021	2022	2023	2024	2025	2026	2027	2028	2029	2030	2031-45
Computer Hardware	200		200										
Total: Expenses	200		200										

Net Cost	200	0	200	0	0	0	0	0	0	0	0	0	0
-----------------	------------	----------	------------	----------	----------	----------	----------	----------	----------	----------	----------	----------	----------

Financing Sources (000's)	Total	Pre 2021	2021	2022	2023	2024	2025	2026	2027	2028	2029	2030	2031-45
From Operating Fund	200		200										
Total: Financing Sources	200		200										

Funding Required	0	0	0	0	0	0	0	0	0	0	0	0	0
-------------------------	----------	----------	----------	----------	----------	----------	----------	----------	----------	----------	----------	----------	----------

Operating Budget Impact:	2021	2022	2023 Onward
Costs(Savings) (000's)			
Staffing Impacts (F.T.E)			

Project Rating Attributes	Weight	Rating	Weighted Rank
Contractual/Legislated Obligations	46.00	0-0	
Health and Safety	16.00	0-0	
Operating Budget/Financial Impact	9.00	0-0	
Strategic Direction (Dominant Project Theme)	29.00	0-1	
Total			

CITY OF HAMILTON
2021-2045 CAPITAL BUDGET PROJECT DETAIL SHEET

Division/Department: Information Technology (IT) - Corporate Services

Project ID: 3502157202

Category: Information Management Development

Project Name: IT Asset Management Program

Ward(s): City Wide

Objective:

To ensure compliance with provincial legislation, Bill 6 Infrastructure for Jobs and Prosperity. IT requires a robust Asset Management Program. This will include development of policies and procedures for IT assets, Asset management plans, current levels of service and proposed levels of service. The outcome will be a development of a lifecycle management plan for IT assets and a supporting financial strategy and plan. Our current practices require we issue capital requests when the asset lifecycle has been exceeded such as the capital request for Network Infrastructure Sustainability and Continuous improvement project id. 3501757702. The program will have multiple phases with the following deliverables: Phase 1 - develop a scope of work to identify a full inventory of IT Assets. Phase 2 - will include the development of an IT Asset Management Plan with requirements for implementation. Staff will report back in 2021 as it relates to any additional investments required for phases 2 and 3.

Start Date: 2021

Completion Date: 2022

Status: Recommended (funded)

Tangible Capital Asset: No

Capital Budget Initiation: 2019

Program Type: IT Services

Expenses (000's)	Total	Pre 2021	2021	2022	2023	2024	2025	2026	2027	2028	2029	2030	2031-45
Professional Fees	850	150	150	200	350								
Total: Expenses	850	150	150	200	350								

Net Cost	850	150	150	200	350	0	0	0	0	0	0	0	0
-----------------	------------	------------	------------	------------	------------	----------	----------	----------	----------	----------	----------	----------	----------

Financing Sources (000's)	Total	Pre 2021	2021	2022	2023	2024	2025	2026	2027	2028	2029	2030	2031-45
From Operating Fund	150		150										
Total: Financing Sources	150		150										

Funding Required	700	150	0	200	350	0	0	0	0	0	0	0	0
-------------------------	------------	------------	----------	------------	------------	----------	----------	----------	----------	----------	----------	----------	----------

Operating Budget Impact:	2021	2022	2023 Onward
Costs(Savings) (000's)	357.0		
Staffing Impacts (F.T.E)	2		

Project Rating Attributes	Weight	Rating	Weighted Rank
Contractual/Legislated Obligations	46.00	0-0	
Health and Safety	16.00	0-0	
Operating Budget/Financial Impact	9.00	0-0	
Strategic Direction (Dominant Project Theme)	29.00	0-1	
Total			

**CITY OF HAMILTON
2021-2045 CAPITAL BUDGET PROJECT DETAIL SHEET**

Division/Department: Information Technology (IT) - Corporate Services
Project Name: PeopleSoft Finance Tools Upgrade

Project ID: 3502157210

Category: Replacement Project
Ward(s): City Wide

Objective:

The PeopleSoft Finance system requires an update of the derlying platform (Peopletools). Various components of PeopleTools are at end of life and have known defects that the vendor has corrected in more recent versions of the software. In addition, in order to begin implementing PeopleSoft software releases (PUMS) for PeopleSoft Finance, a PeopleTools platform upgrade is required. Funding is required to acquire professional services to assist internal staff with the upgrade.

Start Date: 2021
Completion Date: 2120
Status: Recommended (funded)
Tangible Capital Asset: No
Capital Budget Initiation: 2021
Program Type: Computer Technology

Expenses (000's)	Total	Pre 2021	2021	2022	2023	2024	2025	2026	2027	2028	2029	2030	2031-45
Computer Software	100		100										
Total: Expenses	100		100										

Net Cost	100	0	100	0	0	0	0	0	0	0	0	0	0
-----------------	------------	----------	------------	----------	----------	----------	----------	----------	----------	----------	----------	----------	----------

Financing Sources (000's)	Total	Pre 2021	2021	2022	2023	2024	2025	2026	2027	2028	2029	2030	2031-45
From Operating Fund	100		100										
Total: Financing Sources	100		100										

Funding Required	0	0	0	0	0	0	0	0	0	0	0	0	0
-------------------------	----------	----------	----------	----------	----------	----------	----------	----------	----------	----------	----------	----------	----------

Operating Budget Impact:	2021	2022	2023 Onward
Costs(Savings) (000's)		25.0	
Staffing Impacts (F.T.E)			

Project Rating Attributes	Weight	Rating	Weighted Rank
Contractual/Legislated Obligations	46.00	0-0	
Health and Safety	16.00	0-0	
Operating Budget/Financial Impact	9.00	0-0	
Strategic Direction (Dominant Project Theme)	29.00	0-1	0.29
Total			0.29

**CITY OF HAMILTON
2021-2045 CAPITAL BUDGET PROJECT DETAIL SHEET**

Division/Department: Information Technology (IT) - Corporate Services **Project ID:** 3502157211 **Category:** Annual Projects
Project Name: PeopleSoft HRMS Tools Upgrade **Ward(s):** City Wide

Objective:
 The PeopleSoft HRMS system requires an update of the underlying platform (Peopletools). Various components of PeopleTools are at end of life and have known defects that the vendor has corrected in more recent versions of the software. In addition, in order to continue implementing PeopleSoft software releases (PUMS) for both Payroll and HR, a PeopleTools platform upgrade is required. Funding is required to acquire professional services to assist internal staff with the upgrade.

Start Date: 2021
Completion Date: 2021
Status: Block
Tangible Capital Asset: No
Capital Budget Initiation: 2021
Program Type: Computer Technology

Expenses (000's)	Total	Pre 2021	2021	2022	2023	2024	2025	2026	2027	2028	2029	2030	2031-45
Computer Software	200		183	17									
Total: Expenses	200		183	17									

Net Cost	200	0	183	17	0	0	0	0	0	0	0	0	0
-----------------	------------	----------	------------	-----------	----------	----------	----------	----------	----------	----------	----------	----------	----------

Financing Sources (000's)	Total	Pre 2021	2021	2022	2023	2024	2025	2026	2027	2028	2029	2030	2031-45
From Operating Fund	183		183										
Total: Financing Sources	183		183										

Funding Required	17	0	0	17	0	0	0	0	0	0	0	0	0
-------------------------	-----------	----------	----------	-----------	----------	----------	----------	----------	----------	----------	----------	----------	----------

Operating Budget Impact:	2021	2022	2023 Onward
Costs(Savings) (000's)			
Staffing Impacts (F.T.E)			

Project Rating Attributes	Weight	Rating	Weighted Rank
Contractual/Legislated Obligations	46.00	0-0	
Health and Safety	16.00	0-0	
Operating Budget/Financial Impact	9.00	0-0	
Strategic Direction (Dominant Project Theme)	29.00	0-1	0.29
Total			0.29

CITY OF HAMILTON
2021-2045 CAPITAL BUDGET PROJECT DETAIL SHEET

Division/Department: Information Technology (IT) - Corporate Services

Project ID: 3502157602

Category: Security Improvements

Project Name: IT Security

Ward(s): City Wide

Objective:

This project continues the ongoing security improvements needed by the City's IT systems to reduce the City's exposure to security risks and data breaches.

The components of this project include: 1. continued user security awareness training, 2. continued security staff training, 3. additional licenses for SecretServer password vault application, 4. intrusion protection system improvements, 5. third party security reviews and penetration tests, 6. continuous monitoring improvements, 7. two-factor authentication for CityNet users, 8. network segmentation design & equipment, 9. end of life replacement of URL/application firewall, 10. end of life replacement of perimeter firewall.

Start Date: 2017

Completion Date: 2022

Status: Block

Tangible Capital Asset: No

Capital Budget Initiation: 2015

Program Type: IT Services

Expenses (000's)	Total	Pre 2021	2021	2022	2023	2024	2025	2026	2027	2028	2029	2030	2031-45
Computer Hardware	485	235	100	50	100								
Computer Software	355	225	40	40	50								
Consultant	60	60											
Contractual Services (Operational)	144	84	30	30									
Training	136	92	22	22									
Total: Expenses	1,180	696	192	142	150								

Net Cost	1,180	696	192	142	150	0	0	0	0	0	0	0	0
-----------------	--------------	------------	------------	------------	------------	----------	----------	----------	----------	----------	----------	----------	----------

Financing Sources (000's)	Total	Pre 2021	2021	2022	2023	2024	2025	2026	2027	2028	2029	2030	2031-45
From Operating Fund	536	344	192										
Total: Financing Sources	536	344	192										

Funding Required	644	352	0	142	150	0	0	0	0	0	0	0	0
-------------------------	------------	------------	----------	------------	------------	----------	----------	----------	----------	----------	----------	----------	----------

Operating Budget Impact:	2021	2022	2023 Onward
Costs(Savings) (000's)			
Staffing Impacts (F.T.E)			

Project Rating Attributes	Weight	Rating	Weighted Rank
Contractual/Legislated Obligations	46.00	0-0	1.38
Health and Safety	16.00	0-0	
Operating Budget/Financial Impact	9.00	0-0	
Strategic Direction (Dominant Project Theme)	29.00	0-1	0.29
Total			1.67

CITY OF HAMILTON
2021-2045 CAPITAL BUDGET PROJECT DETAIL SHEET

Division/Department: Information Technology (IT) - Corporate Services

Project ID: 3502157907

Category: Security Improvements

Project Name: Business Systems and Services Continuity Plan

Ward(s): City Wide

Objective:

Capital funding requirements to develop detailed IT Service Continuity plans, to meet business service objectives for mission critical applications and systems.

IT requires a resource to build detailed IT Service Continuity plans to align with our stakeholder business requirements. Key deliverables: identify mission critical systems and applications, establish recovery objectives; develop recovery strategies by providing step by step procedures to recover disrupted business systems, applications and networks; conduct and develop detailed business impact analysis with business units in cooperation with our Emergency Operations; deliver a maintenance plan for ongoing updates; identify gaps in IT capabilities and service continuity requirements based on mission critical applications that are identified.

Start Date: 2020

Completion Date: 2022

Status: Recommended (funded)

Tangible Capital Asset: No

Capital Budget Initiation: 2018

Program Type: IT Services

Expenses (000's)	Total	Pre 2021	2021	2022	2023	2024	2025	2026	2027	2028	2029	2030	2031-45
Computer Software	20	20											
Consultant	573	200	223	150									
Total: Expenses	593	220	223	150									

Net Cost	593	220	223	150	0	0	0	0	0	0	0	0	0
-----------------	------------	------------	------------	------------	----------	----------	----------	----------	----------	----------	----------	----------	----------

Financing Sources (000's)	Total	Pre 2021	2021	2022	2023	2024	2025	2026	2027	2028	2029	2030	2031-45
From Operating Fund	443	220	223										
Total: Financing Sources	443	220	223										

Funding Required	150	0	0	150	0	0	0	0	0	0	0	0	0
-------------------------	------------	----------	----------	------------	----------	----------	----------	----------	----------	----------	----------	----------	----------

Operating Budget Impact:	2021	2022	2023 Onward
Costs(Savings) (000's)	96.0	96.0	
Staffing Impacts (F.T.E)	1	1	

Project Rating Attributes	Weight	Rating	Weighted Rank
Contractual/Legislated Obligations	46.00	0-0	1.38
Health and Safety	16.00	0-0	0.80
Operating Budget/Financial Impact	9.00	0-0	0.09
Strategic Direction (Dominant Project Theme)	29.00	0-1	0.29
Total			2.56

Council Initiatives

**City of Hamilton
2021 - 2030 Capital Budget
Departmental Summary (000's)**

	2021		2022		2023		2024		4 Year		10 Year	
	Gross	Net	Gross	Net	Gross	Net	Gross	Net	Gross	Net	Gross	Net
<u>Council Initiatives</u>												
<i>Included in the Financing Plan</i>												
Area Rating Special Capital Reinvestment	900	-	900	-	900	-	900	-	3,600	-	7,300	-
Council Strategic Projects	2,000	2,000	1,500	1,500	1,500	1,500	1,500	1,500	6,500	6,500	15,500	15,500
Total:	2,900	2,000	2,400	1,500	2,400	1,500	2,400	1,500	10,100	6,500	22,800	15,500
<i>Beginning in Future Years</i>												
Council Strategic Projects	-	-	2,000	2,000	2,000	2,000	2,000	2,000	6,000	6,000	18,000	18,000
Total:	-	-	2,000	2,000	2,000	2,000	2,000	2,000	6,000	6,000	18,000	18,000
Total: Council Initiatives	2,900	2,000	4,400	3,500	4,400	3,500	4,400	3,500	16,100	12,500	40,800	33,500
Total: All Departments	2,900	2,000	4,400	3,500	4,400	3,500	4,400	3,500	16,100	12,500	40,800	33,500

Area Rating Special Capital Reinvestment

City of Hamilton
2021 - 2030 Capital Budget
Ten Year Included, Not Included, Future Project Summary (000's)

Ward	Project	Pre 2021		2021		2022		2023		2024		2025 to 2030		Total Project		Start Year	End Year	
		Gross	Net	Gross	Net	Gross	Net	Gross	Net	Gross	Net	Gross	Net	Gross	Net			
<u>Area Rating Special Capital Reinvestment</u>																		
<i>Included in the Financing Plan</i>																		
14	3302109014	Ward 14 Capital Reinvestment	-	-	100	-	100	-	100	-	100	-	500	-	900	-	2021	Ongoing
1	3302109100	Ward 1 Capital Reinvestment	-	-	100	-	100	-	100	-	100	-	400	-	800	-	2021	Ongoing
2	3302109200	Ward 2 Capital Reinvestment	-	-	100	-	100	-	100	-	100	-	400	-	800	-	2021	Ongoing
3	3302109300	Ward 3 Capital Reinvestment	-	-	100	-	100	-	100	-	100	-	400	-	800	-	2021	Ongoing
4	3302109400	Ward 4 Capital Reinvestment	-	-	100	-	100	-	100	-	100	-	400	-	800	-	2021	Ongoing
5	3302109500	Ward 5 Capital Reinvestment	-	-	100	-	100	-	100	-	100	-	400	-	800	-	2021	Ongoing
6	3302109600	Ward 6 Capital Reinvestment	-	-	100	-	100	-	100	-	100	-	400	-	800	-	2021	Ongoing
7	3302109700	Ward 7 Capital Reinvestment	-	-	100	-	100	-	100	-	100	-	400	-	800	-	2021	Ongoing
8	3302109800	Ward 8 Capital Reinvestment	-	-	100	-	100	-	100	-	100	-	400	-	800	-	2021	Ongoing
Total:			-	-	900	-	900	-	900	-	900	-	3,700	-	7,300	-		
Total: Area Rating Special Capital Reinvestment			-	-	900	-	900	-	900	-	900	-	3,700	-	7,300	-		
Total: All Departments			-	-	900	-	900	-	900	-	900	-	3,700	-	7,300	-		

**CITY OF HAMILTON
2021-2045 CAPITAL BUDGET PROJECT DETAIL SHEET**

Division/Department: Area Rating Special Capital Reinvestment - Council **Project ID:** 3302109014 **Category:** Area Rating Capital Reinvestment
Project Name: Ward 14 Capital Reinvestment **Ward(s):** 14

Objective:
 Report FCS12024 recommended that a capital project be created for, and funded by, each of the 8 Ward Special Capital Reinvestment Reserves, in the amount of \$100,000, to be used in the respective Ward to fund in year infrastructure priorities. This project will provide some financial capacity to affected Ward Councillors in funding in year infrastructure and/or one-time funding requirements, with no associated operating impacts, that are not of the financial scale that would otherwise be considered through the capital budgeting process. Examples of such investments may include: historical plaques, small beautification projects and onetime maintenance initiatives, to name a few. With the Ward Re-allocation (FCS19006) Ward 14 now receives Area Rating funding for the portion of the Ward that encompasses the Former City of Hamilton

Start Date: 2021
Completion Date: Ongoing
Status: Recommended (funded)
Tangible Capital Asset: No
Capital Budget Initiation: 2019
Program Type: Council Priority

Expenses (000's)	Total	Pre 2021	2021	2022	2023	2024	2025	2026	2027	2028	2029	2030	2031-45
Construction	900		100	100	100	100	100	100	100	100	100		
Total: Expenses	900		100	100	100	100	100	100	100	100	100		

Revenues (000's)	Total	Pre 2021	2021	2022	2023	2024	2025	2026	2027	2028	2029	2030	2031-45
From Reserves	900		100	100	100	100	100	100	100	100	100		
Total: Revenues	900		100	100	100	100	100	100	100	100	100		

Net Cost	0	0	0	0	0	0	0	0	0	0	0	0	0
-----------------	----------	----------	----------	----------	----------	----------	----------	----------	----------	----------	----------	----------	----------

Funding Required	0	0	0	0	0	0	0	0	0	0	0	0	0
-------------------------	----------	----------	----------	----------	----------	----------	----------	----------	----------	----------	----------	----------	----------

Operating Budget Impact:	2021	2022	2023 Onward
Costs(Savings) (000's)			
Staffing Impacts (F.T.E)			

Project Rating Attributes	Weight	Rating	Weighted Rank
Contractual/Legislated Obligations	46.00	0-0	
Health and Safety	16.00	0-0	
Operating Budget/Financial Impact	9.00	0-0	
Strategic Direction (Dominant Project Theme)	29.00	0-1	
Total			

**CITY OF HAMILTON
2021-2045 CAPITAL BUDGET PROJECT DETAIL SHEET**

Division/Department: Area Rating Special Capital Reinvestment - Council **Project ID:** 3302109100 **Category:** Area Rating Capital Reinvestment
Project Name: Ward 1 Capital Reinvestment **Ward(s):** 1

Objective:
 Report FCS12024 recommended that a capital project be created for, and funded by, each of the 8 Ward Special Capital Reinvestment Reserves, in the amount of \$100,000, to be used in the respective Ward to fund in year infrastructure priorities. This project will provide some financial capacity to affected Ward Councillors in funding in year infrastructure and/or one-time funding requirements, with no associated operating impacts, that are not of the financial scale that would otherwise be considered through the capital budgeting process. Examples of such investments may include: historical plaques, small beautification projects and onetime maintenance initiatives, to name a few.

Start Date: 2021
Completion Date: Ongoing
Status: Recommended (funded)
Tangible Capital Asset: No
Capital Budget Initiation: 2012
Program Type: Council Priority

Expenses (000's)	Total	Pre 2021	2021	2022	2023	2024	2025	2026	2027	2028	2029	2030	2031-45
Construction	800		100	100	100	100	100	100	100	100			
Total: Expenses	800		100	100	100	100	100	100	100	100			

Revenues (000's)	Total	Pre 2021	2021	2022	2023	2024	2025	2026	2027	2028	2029	2030	2031-45
From Reserves	800		100	100	100	100	100	100	100	100			
Total: Revenues	800		100	100	100	100	100	100	100	100			

Net Cost	0	0	0	0	0	0	0	0	0	0	0	0	0
-----------------	---	---	---	---	---	---	---	---	---	---	---	---	---

Funding Required	0	0	0	0	0	0	0	0	0	0	0	0	0
-------------------------	---	---	---	---	---	---	---	---	---	---	---	---	---

Operating Budget Impact:	2021	2022	2023 Onward
Costs(Savings) (000's)			
Staffing Impacts (F.T.E)			

Project Rating Attributes	Weight	Rating	Weighted Rank
Contractual/Legislated Obligations	46.00	0-0	
Health and Safety	16.00	0-0	
Operating Budget/Financial Impact	9.00	0-0	
Strategic Direction (Dominant Project Theme)	29.00	0-1	
Total			

CITY OF HAMILTON
2021-2045 CAPITAL BUDGET PROJECT DETAIL SHEET

Division/Department: Area Rating Special Capital Reinvestment - Council **Project ID:** 3302109200 **Category:** Area Rating Capital Reinvestment
Project Name: Ward 2 Capital Reinvestment **Ward(s):** 2

Objective:
Report FCS12024 recommended that a capital project be created for, and funded by, each of the 8 Ward Special Capital Reinvestment Reserves, in the amount of \$100,000, to be used in the respective Ward to fund in year infrastructure priorities. This project will provide some financial capacity to affected Ward Councillors in funding in year infrastructure and/or one-time funding requirements, with no associated operating impacts, that are not of the financial scale that would otherwise be considered through the capital budgeting process. Examples of such investments may include: historical plaques, small beautification projects and onetime maintenance initiatives, to name a few.

Start Date: 2021
Completion Date: Ongoing
Status: Recommended (funded)
Tangible Capital Asset: No
Capital Budget Initiation: 2012
Program Type: Council Priority

Expenses (000's)	Total	Pre 2021	2021	2022	2023	2024	2025	2026	2027	2028	2029	2030	2031-45
Construction	800		100	100	100	100	100	100	100	100			
Total: Expenses	800		100	100	100	100	100	100	100	100			

Revenues (000's)	Total	Pre 2021	2021	2022	2023	2024	2025	2026	2027	2028	2029	2030	2031-45
From Reserves	800		100	100	100	100	100	100	100	100			
Total: Revenues	800		100	100	100	100	100	100	100	100			

Net Cost	0	0	0	0	0	0	0	0	0	0	0	0	0
-----------------	----------	----------	----------	----------	----------	----------	----------	----------	----------	----------	----------	----------	----------

Funding Required	0	0	0	0	0	0	0	0	0	0	0	0	0
-------------------------	----------	----------	----------	----------	----------	----------	----------	----------	----------	----------	----------	----------	----------

Operating Budget Impact:	2021	2022	2023 Onward
Costs(Savings) (000's)			
Staffing Impacts (F.T.E)			

Project Rating Attributes	Weight	Rating	Weighted Rank
Contractual/Legislated Obligations	46.00	0-0	
Health and Safety	16.00	0-0	
Operating Budget/Financial Impact	9.00	0-0	
Strategic Direction (Dominant Project Theme)	29.00	0-1	
Total			

Comments:

Funded through 2017 Area Rating the James St. S. Boulevard enhancements to be completed in 2018. Horticulture operating impacts noted. \$20,620. LG spoke with Richard Andoga Nov9,2017 - impact was removed as it related to a previously approved project, will be put through operating

**CITY OF HAMILTON
2021-2045 CAPITAL BUDGET PROJECT DETAIL SHEET**

Division/Department: Area Rating Special Capital Reinvestment - Council **Project ID:** 3302109300 **Category:** Area Rating Capital Reinvestment
Project Name: Ward 3 Capital Reinvestment **Ward(s):** 3

Objective:
 Report FCS12024 recommended that a capital project be created for, and funded by, each of the 8 Ward Special Capital Reinvestment Reserves, in the amount of \$100,000, to be used in the respective Ward to fund in year infrastructure priorities. This project will provide some financial capacity to affected Ward Councillors in funding in year infrastructure and/or one-time funding requirements, with no associated operating impacts, that are not of the financial scale that would otherwise be considered through the capital budgeting process. Examples of such investments may include: historical plaques, small beautification projects and onetime maintenance initiatives, to name a few.

Start Date: 2021
Completion Date: Ongoing
Status: Recommended (funded)
Tangible Capital Asset: No
Capital Budget Initiation: 2012
Program Type: Council Priority

Expenses (000's)	Total	Pre 2021	2021	2022	2023	2024	2025	2026	2027	2028	2029	2030	2031-45
Construction	800		100	100	100	100	100	100	100	100			
Total: Expenses	800		100	100	100	100	100	100	100	100			

Revenues (000's)	Total	Pre 2021	2021	2022	2023	2024	2025	2026	2027	2028	2029	2030	2031-45
From Reserves	800		100	100	100	100	100	100	100	100			
Total: Revenues	800		100	100	100	100	100	100	100	100			

Net Cost	0	0	0	0	0	0	0	0	0	0	0	0	0
-----------------	----------	----------	----------	----------	----------	----------	----------	----------	----------	----------	----------	----------	----------

Funding Required	0	0	0	0	0	0	0	0	0	0	0	0	0
-------------------------	----------	----------	----------	----------	----------	----------	----------	----------	----------	----------	----------	----------	----------

Operating Budget Impact:	2021	2022	2023 Onward
Costs(Savings) (000's)			
Staffing Impacts (F.T.E)			

Project Rating Attributes	Weight	Rating	Weighted Rank
Contractual/Legislated Obligations	46.00	0-0	
Health and Safety	16.00	0-0	
Operating Budget/Financial Impact	9.00	0-0	
Strategic Direction (Dominant Project Theme)	29.00	0-1	
Total			

**CITY OF HAMILTON
2021-2045 CAPITAL BUDGET PROJECT DETAIL SHEET**

Division/Department: Area Rating Special Capital Reinvestment - Council **Project ID:** 3302109400 **Category:** Area Rating Capital Reinvestment
Project Name: Ward 4 Capital Reinvestment **Ward(s):** 4

Objective:
 Report FCS12024 recommended that a capital project be created for, and funded by, each of the 8 Ward Special Capital Reinvestment Reserves, in the amount of \$100,000, to be used in the respective Ward to fund in year infrastructure priorities. This project will provide some financial capacity to affected Ward Councillors in funding in year infrastructure and/or one-time funding requirements, with no associated operating impacts, that are not of the financial scale that would otherwise be considered through the capital budgeting process. Examples of such investments may include: historical plaques, small beautification projects and onetime maintenance initiatives, to name a few.

Start Date: 2021
Completion Date: Ongoing
Status: Recommended (funded)
Tangible Capital Asset: No
Capital Budget Initiation: 2012
Program Type: Council Priority

Expenses (000's)	Total	Pre 2021	2021	2022	2023	2024	2025	2026	2027	2028	2029	2030	2031-45
Construction	800		100	100	100	100	100	100	100	100			
Total: Expenses	800		100	100	100	100	100	100	100	100			

Revenues (000's)	Total	Pre 2021	2021	2022	2023	2024	2025	2026	2027	2028	2029	2030	2031-45
From Reserves	800		100	100	100	100	100	100	100	100			
Total: Revenues	800		100	100	100	100	100	100	100	100			

Net Cost	0	0	0	0	0	0	0	0	0	0	0	0	0
-----------------	----------	----------	----------	----------	----------	----------	----------	----------	----------	----------	----------	----------	----------

Funding Required	0	0	0	0	0	0	0	0	0	0	0	0	0
-------------------------	----------	----------	----------	----------	----------	----------	----------	----------	----------	----------	----------	----------	----------

Operating Budget Impact:	2021	2022	2023 Onward
Costs(Savings) (000's)			
Staffing Impacts (F.T.E)			

Project Rating Attributes	Weight	Rating	Weighted Rank
Contractual/Legislated Obligations	46.00	0-0	
Health and Safety	16.00	0-0	
Operating Budget/Financial Impact	9.00	0-0	
Strategic Direction (Dominant Project Theme)	29.00	0-1	
Total			

**CITY OF HAMILTON
2021-2045 CAPITAL BUDGET PROJECT DETAIL SHEET**

Division/Department: Area Rating Special Capital Reinvestment - Council **Project ID:** 3302109500 **Category:** Area Rating Capital Reinvestment
Project Name: Ward 5 Capital Reinvestment **Ward(s):** 5

Objective:
 Report FCS12024 recommended that a capital project be created for, and funded by, each of the 8 Ward Special Capital Reinvestment Reserves, in the amount of \$100,000, to be used in the respective Ward to fund in year infrastructure priorities. This project will provide some financial capacity to affected Ward Councillors in funding in year infrastructure and/or one-time funding requirements, with no associated operating impacts, that are not of the financial scale that would otherwise be considered through the capital budgeting process. Examples of such investments may include: historical plaques, small beautification projects and onetime maintenance initiatives, to name a few.

Start Date: 2021
Completion Date: Ongoing
Status: Recommended (funded)
Tangible Capital Asset: No
Capital Budget Initiation: 2012
Program Type: Council Priority

Expenses (000's)	Total	Pre 2021	2021	2022	2023	2024	2025	2026	2027	2028	2029	2030	2031-45
Construction	800		100	100	100	100	100	100	100	100			
Total: Expenses	800		100	100	100	100	100	100	100	100			

Revenues (000's)	Total	Pre 2021	2021	2022	2023	2024	2025	2026	2027	2028	2029	2030	2031-45
From Reserves	800		100	100	100	100	100	100	100	100			
Total: Revenues	800		100	100	100	100	100	100	100	100			

Net Cost	0	0	0	0	0	0	0	0	0	0	0	0	0
-----------------	----------	----------	----------	----------	----------	----------	----------	----------	----------	----------	----------	----------	----------

Funding Required	0	0	0	0	0	0	0	0	0	0	0	0	0
-------------------------	----------	----------	----------	----------	----------	----------	----------	----------	----------	----------	----------	----------	----------

Operating Budget Impact:	2021	2022	2023 Onward
Costs(Savings) (000's)			
Staffing Impacts (F.T.E)			

Project Rating Attributes	Weight	Rating	Weighted Rank
Contractual/Legislated Obligations	46.00	0-0	
Health and Safety	16.00	0-0	
Operating Budget/Financial Impact	9.00	0-0	
Strategic Direction (Dominant Project Theme)	29.00	0-1	
Total			

CITY OF HAMILTON
2021-2045 CAPITAL BUDGET PROJECT DETAIL SHEET

Division/Department: Area Rating Special Capital Reinvestment - Council **Project ID:** 3302109600 **Category:** Area Rating Capital Reinvestment
Project Name: Ward 6 Capital Reinvestment **Ward(s):** 6

Objective:
 Report FCS12024 recommended that a capital project be created for, and funded by, each of the 8 Ward Special Capital Reinvestment Reserves, in the amount of \$100,000, to be used in the respective Ward to fund in year infrastructure priorities. This project will provide some financial capacity to affected Ward Councillors in funding in year infrastructure and/or one-time funding requirements, with no associated operating impacts, that are not of the financial scale that would otherwise be considered through the capital budgeting process. Examples of such investments may include: historical plaques, small beautification projects and onetime maintenance initiatives, to name a few.

Start Date: 2021
Completion Date: Ongoing
Status: Recommended (funded)
Tangible Capital Asset: No
Capital Budget Initiation: 2012
Program Type: Council Priority

Expenses (000's)	Total	Pre 2021	2021	2022	2023	2024	2025	2026	2027	2028	2029	2030	2031-45
Construction	800		100	100	100	100	100	100	100	100			
Total: Expenses	800		100	100	100	100	100	100	100	100			

Revenues (000's)	Total	Pre 2021	2021	2022	2023	2024	2025	2026	2027	2028	2029	2030	2031-45
From Reserves	800		100	100	100	100	100	100	100	100			
Total: Revenues	800		100	100	100	100	100	100	100	100			

Net Cost	0	0	0	0	0	0	0	0	0	0	0	0	0
Funding Required	0	0	0	0	0	0	0	0	0	0	0	0	0

Operating Budget Impact:	2021	2022	2023 Onward
Costs(Savings) (000's)			
Staffing Impacts (F.T.E)			

Project Rating Attributes	Weight	Rating	Weighted Rank
Contractual/Legislated Obligations	46.00	0-0	
Health and Safety	16.00	0-0	
Operating Budget/Financial Impact	9.00	0-0	
Strategic Direction (Dominant Project Theme)	29.00	0-1	
Total			

**CITY OF HAMILTON
2021-2045 CAPITAL BUDGET PROJECT DETAIL SHEET**

Division/Department: Area Rating Special Capital Reinvestment - Council **Project ID:** 3302109700 **Category:** Area Rating Capital Reinvestment
Project Name: Ward 7 Capital Reinvestment **Ward(s):** 7

Objective:
 Report FCS12024 recommended that a capital project be created for, and funded by, each of the 8 Ward Special Capital Reinvestment Reserves, in the amount of \$100,000, to be used in the respective Ward to fund in year infrastructure priorities. This project will provide some financial capacity to affected Ward Councillors in funding in year infrastructure and/or one-time funding requirements, with no associated operating impacts, that are not of the financial scale that would otherwise be considered through the capital budgeting process. Examples of such investments may include: historical plaques, small beautification projects and onetime maintenance initiatives, to name a few.

Start Date: 2021
Completion Date: Ongoing
Status: Recommended (funded)
Tangible Capital Asset: No
Capital Budget Initiation: 2012
Program Type: Council Priority

Expenses (000's)	Total	Pre 2021	2021	2022	2023	2024	2025	2026	2027	2028	2029	2030	2031-45
Construction	800		100	100	100	100	100	100	100	100			
Total: Expenses	800		100	100	100	100	100	100	100	100			

Revenues (000's)	Total	Pre 2021	2021	2022	2023	2024	2025	2026	2027	2028	2029	2030	2031-45
From Reserves	800		100	100	100	100	100	100	100	100			
Total: Revenues	800		100	100	100	100	100	100	100	100			

Net Cost	0	0	0	0	0	0	0	0	0	0	0	0	0
-----------------	----------	----------	----------	----------	----------	----------	----------	----------	----------	----------	----------	----------	----------

Funding Required	0	0	0	0	0	0	0	0	0	0	0	0	0
-------------------------	----------	----------	----------	----------	----------	----------	----------	----------	----------	----------	----------	----------	----------

Operating Budget Impact:	2021	2022	2023 Onward
Costs(Savings) (000's)			
Staffing Impacts (F.T.E)			

Project Rating Attributes	Weight	Rating	Weighted Rank
Contractual/Legislated Obligations	46.00	0-0	
Health and Safety	16.00	0-0	
Operating Budget/Financial Impact	9.00	0-0	
Strategic Direction (Dominant Project Theme)	29.00	0-1	
Total			

**CITY OF HAMILTON
2021-2045 CAPITAL BUDGET PROJECT DETAIL SHEET**

Division/Department: Area Rating Special Capital Reinvestment - Council **Project ID:** 3302109800 **Category:** Area Rating Capital Reinvestment
Project Name: Ward 8 Capital Reinvestment **Ward(s):** 8

Objective:
 Report FCS12024 recommended that a capital project be created for, and funded by, each of the 8 Ward Special Capital Reinvestment Reserves, in the amount of \$100,000, to be used in the respective Ward to fund in year infrastructure priorities. This project will provide some financial capacity to affected Ward Councillors in funding in year infrastructure and/or one-time funding requirements, with no associated operating impacts, that are not of the financial scale that would otherwise be considered through the capital budgeting process. Examples of such investments may include: historical plaques, small beautification projects and onetime maintenance initiatives, to name a few.

Start Date: 2021
Completion Date: Ongoing
Status: Recommended (funded)
Tangible Capital Asset: No
Capital Budget Initiation: 2012
Program Type: Council Priority

Expenses (000's)	Total	Pre 2021	2021	2022	2023	2024	2025	2026	2027	2028	2029	2030	2031-45
Construction	800		100	100	100	100	100	100	100	100			
Total: Expenses	800		100	100	100	100	100	100	100	100			

Revenues (000's)	Total	Pre 2021	2021	2022	2023	2024	2025	2026	2027	2028	2029	2030	2031-45
From Reserves	800		100	100	100	100	100	100	100	100			
Total: Revenues	800		100	100	100	100	100	100	100	100			

Net Cost	0	0	0	0	0	0	0	0	0	0	0	0	0
-----------------	----------	----------	----------	----------	----------	----------	----------	----------	----------	----------	----------	----------	----------

Funding Required	0	0	0	0	0	0	0	0	0	0	0	0	0
-------------------------	----------	----------	----------	----------	----------	----------	----------	----------	----------	----------	----------	----------	----------

Operating Budget Impact:	2021	2022	2023 Onward
Costs(Savings) (000's)			
Staffing Impacts (F.T.E)			

Project Rating Attributes	Weight	Rating	Weighted Rank
Contractual/Legislated Obligations	46.00	0-0	
Health and Safety	16.00	0-0	
Operating Budget/Financial Impact	9.00	0-0	
Strategic Direction (Dominant Project Theme)	29.00	0-1	
Total			

Council Strategic Projects

City of Hamilton
2021 - 2030 Capital Budget
Ten Year Included, Not Included, Future Project Summary (000's)

Ward	Project	Pre 2021		2021		2022		2023		2024		2025 to 2030		Total Project		Start Year	End Year	
		Gross	Net	Gross	Net	Gross	Net	Gross	Net	Gross	Net	Gross	Net	Gross	Net			
<u>Council Strategic Projects</u>																		
<i>Included in the Financing Plan</i>																		
City Wide	2110953900	Randle Reef Rehabilitation Project	7,625	5,125	500	500	-	-	-	-	-	-	-	-	8,125	5,625	2009	2021
City Wide	2112156401	Parkland Acquisition	-	-	1,500	1,500	1,500	1,500	1,500	1,500	1,500	1,500	9,000	9,000	15,000	15,000	2021	Ongoing
Total:			7,625	5,125	2,000	2,000	1,500	1,500	1,500	1,500	1,500	1,500	9,000	9,000	23,125	20,625		
<i>Beginning in Future Years</i>																		
City Wide	9902108800	Council Initiated Strategic Projects	19,000	6,168	-	-	2,000	2,000	2,000	2,000	2,000	2,000	12,000	12,000	37,000	24,168	2014	Ongoing
Total:			19,000	6,168	-	-	2,000	2,000	2,000	2,000	2,000	2,000	12,000	12,000	37,000	24,168		
Total: Council Strategic Projects			26,625	11,293	2,000	2,000	3,500	3,500	3,500	3,500	3,500	3,500	21,000	21,000	60,125	44,793		
Total: All Departments			26,625	11,293	2,000	2,000	3,500	3,500	3,500	3,500	3,500	3,500	21,000	21,000	60,125	44,793		

CITY OF HAMILTON
2021-2045 CAPITAL BUDGET PROJECT DETAIL SHEET

Division/Department: Council Strategic Projects - Council Initiatives

Project ID: 2110953900

Category: Rehabilitation Project

Project Name: Randle Reef Rehabilitation Project

Ward(s): City Wide

Objective:

City's contribution towards the Rehabilitation of Randle Reef.

Start Date: 2009

Completion Date: 2021

Status: Recommended (funded)

Tangible Capital Asset: No

Capital Budget Initiation: 2008

Program Type: Default

Expenses (000's)	Total	Pre 2021	2021	2022	2023	2024	2025	2026	2027	2028	2029	2030	2031-45
Grants	8,125	7,625	500										
Total: Expenses	8,125	7,625	500										

Revenues (000's)	Total	Pre 2021	2021	2022	2023	2024	2025	2026	2027	2028	2029	2030	2031-45
From Reserves	2,500	2,500											
Total: Revenues	2,500	2,500											

Net Cost	5,625	5,125	500	0	0	0	0	0	0	0	0	0	0
-----------------	--------------	--------------	------------	----------	----------	----------	----------	----------	----------	----------	----------	----------	----------

Financing Sources (000's)	Total	Pre 2021	2021	2022	2023	2024	2025	2026	2027	2028	2029	2030	2031-45
Debt Borrowings	2,500	2,500											
From Operating Fund	2,450	1,950	500										
Total: Financing Sources	4,950	4,450	500										

Funding Required	675	675	0	0	0	0	0	0	0	0	0	0	0
-------------------------	------------	------------	----------	----------	----------	----------	----------	----------	----------	----------	----------	----------	----------

Operating Budget Impact:	2021	2022	2023 Onward
Costs(Savings) (000's)			
Staffing Impacts (F.T.E)			

Project Rating Attributes	Weight	Rating	Weighted Rank
Contractual/Legislated Obligations	46.00	0-0	
Health and Safety	16.00	0-0	
Operating Budget/Financial Impact	9.00	0-0	
Strategic Direction (Dominant Project Theme)	29.00	0-1	
Total			

CITY OF HAMILTON
2021-2045 CAPITAL BUDGET PROJECT DETAIL SHEET

Division/Department: Council Strategic Projects - Council Initiatives

Project ID: 2112156401

Category: Land Acquisition

Project Name: Parkland Acquisition

Ward(s): City Wide

Objective:

To earmark funds for Parkland Acquisition. The funds will assist with the purchase of parkland as opportunities arise such as the sale of surplus school sites.

Start Date: 2021

Completion Date: Ongoing

Status: Block

Tangible Capital Asset: Yes

Capital Budget Initiation: 2012

Program Type: Park

Expenses (000's)	Total	Pre 2021	2021	2022	2023	2024	2025	2026	2027	2028	2029	2030	2031-45
Land/Property	15,000		1,500	1,500	1,500	1,500	1,500	1,500	1,500	1,500	1,500	1,500	
Total: Expenses	15,000		1,500	1,500	1,500	1,500	1,500	1,500	1,500	1,500	1,500	1,500	
Net Cost	15,000	0	1,500	1,500	1,500	1,500	1,500	1,500	1,500	1,500	1,500	1,500	0
Financing Sources (000's)	Total	Pre 2021	2021	2022	2023	2024	2025	2026	2027	2028	2029	2030	2031-45
From Operating Fund	1,500		1,500										
Total: Financing Sources	1,500		1,500										
Funding Required	13,500	0	0	1,500	1,500	1,500	1,500	1,500	1,500	1,500	1,500	1,500	0

Operating Budget Impact:	2021	2022	2023 Onward
Costs(Savings) (000's)			
Staffing Impacts (F.T.E)			

Project Rating Attributes	Weight	Rating	Weighted Rank
Contractual/Legislated Obligations	46.00	0-0	
Health and Safety	16.00	0-0	
Operating Budget/Financial Impact	9.00	0-0	
Strategic Direction (Dominant Project Theme)	29.00	0-1	
Total			

Healthy And Safe Communities

**City of Hamilton
2021 - 2030 Capital Budget
Departmental Summary (000's)**

	2021		2022		2023		2024		4 Year		10 Year	
	Gross	Net	Gross	Net	Gross	Net	Gross	Net	Gross	Net	Gross	Net
<u>Healthy and Safe Communities</u>												
<i>Included in the Financing Plan</i>												
Hamilton Fire Department	10,363	5,440	806	-	2,640	-	2,293	-	16,102	5,440	24,005	5,440
Hamilton Paramedic Service	2,887	500	6,081	-	1,806	-	2,390	-	13,164	500	29,323	500
Healthy and Safe Communities- Other Divisions	160	160	160	160	160	160	160	160	640	640	1,280	1,280
Housing Services	30,296	17,500	20,500	13,500	20,500	13,500	20,500	13,500	91,796	58,000	188,796	120,000
Total:	43,706	23,600	27,547	13,660	25,106	13,660	25,343	13,660	121,702	64,580	243,404	127,220
<i>Beginning in Future Years</i>												
Hamilton Fire Department	-	-	5,078	900	3,679	300	1,171	-	9,928	1,200	42,456	7,726
Housing Services	-	-	175	175	-	-	-	-	175	175	175	175
Long Term Care Homes	-	-	15	-	518	-	1,558	985	2,090	985	3,699	2,164
Total:	-	-	5,268	1,075	4,197	300	2,729	985	12,193	2,360	46,330	10,065
Total: Healthy and Safe Communities	43,706	23,600	32,815	14,735	29,303	13,960	28,072	14,645	133,895	66,940	289,734	137,285
Total: All Departments	43,706	23,600	32,815	14,735	29,303	13,960	28,072	14,645	133,895	66,940	289,734	137,285

Hamilton Fire Department

City of Hamilton
2021 - 2030 Capital Budget
Ten Year Included, Not Included, Future Project Summary (000's)

Ward	Project	Pre 2021		2021		2022		2023		2024		2025 to 2030		Total Project		Start Year	End Year	
		Gross	Net	Gross	Net	Gross	Net	Gross	Net	Gross	Net	Gross	Net	Gross	Net			
Hamilton Fire Department																		
<i>Included in the Financing Plan</i>																		
15	7401841801	Waterdown New Station	5,700	-	3,724	-	-	-	-	-	-	-	-	9,424	-	2019	2023	
City Wide	7402151100	Annual Equipment Replacement	-	-	1,199	-	806	-	2,640	-	2,293	-	7,903	-	35,889	-	2021	Ongoing
City Wide	7402151102	SCBA Complete Unit Replacement	-	-	5,440	5,440	-	-	-	-	-	-	-	11,711	5,440	2021	2021	
Total:			5,700	-	10,363	5,440	806	-	2,640	-	2,293	-	7,903	-	57,024	5,440		
<i>Beginning in Future Years</i>																		
3	4401756702	Fallen Firefighter's Memorial	125	-	-	-	900	900	-	-	-	-	-	1,025	900	2017	2022	
15	7402141100	Station 24 Renovation	-	-	-	-	-	-	300	300	-	-	-	300	300	2023	2023	
City Wide	7402151101	Annual Vehicle Replacement	-	-	-	-	4,178	-	3,379	-	1,171	-	15,626	-	60,885	-	2021	Ongoing
9	7402341100	Upper Stoney Creek New Station	-	-	-	-	-	-	-	-	-	-	10,376	-	10,376	-	2025	2027
10	7402341101	Winona Station Renovation	-	-	-	-	-	-	-	-	-	-	3,425	3,425	3,425	3,425	2027	2029
11	7402541100	Binbrook Station Renovation	-	-	-	-	-	-	-	-	-	-	2,147	2,147	2,147	2,147	2029	2031
1, 13	7402751100	West Hamilton/Dundas Fire Apparatus	-	-	-	-	-	-	-	-	-	-	954	954	954	954	2027	2028
Total:			125	-	-	-	5,078	900	3,679	300	1,171	-	32,528	6,526	79,112	7,726		
Total: Hamilton Fire Department			5,825	-	10,363	5,440	5,884	900	6,319	300	3,464	-	40,431	6,526	136,136	13,166		
Total: All Departments			5,825	-	10,363	5,440	5,884	900	6,319	300	3,464	-	40,431	6,526	136,136	13,166		

**CITY OF HAMILTON
2021-2045 CAPITAL BUDGET PROJECT DETAIL SHEET**

Division/Department: Hamilton Fire Department - Healthy and Safe
Project Name: Waterdown New Station

Project ID: 7401841801

Category: Building - New Construction
Ward(s): 15

Objective:

The recommendation for a new Fire Station to support the growth in Waterdown was implemented pre-amalgamation and is now positioned as a suburban area. The increased risk profile generated by the existing growth has not been addressed through an increase in resources. Currently a composite response area, Waterdown has challenges converging an effective firefighting and rescue force (EFRF) response due to location/geography, volunteer staffing response levels, and out-of-area support to volunteer responses. HFD is in process of establishing a new station in Waterdown in partnership with Hamilton Police Services. The vision of relocating full time HFD resources from the existing Parkside location will complete the transition of the day crew to a second full time crew operating 24 hours a day, seven days a week. This project aligns with the findings of the 10 Year Fire Service Delivery Plan approved by Council in June 2019 (HSC19026).

Start Date: 2019
Completion Date: 2023
Status: Recommended (funded)
Tangible Capital Asset: Yes
Capital Budget Initiation: 2005
Program Type: Fire Stations

Expenses (000's)	Total	Pre 2021	2021	2022	2023	2024	2025	2026	2027	2028	2029	2030	2031-45
Construction	5,760	4,032	1,728										
Equipment	375		375										
Land/Property	1,500	1,500											
Project Management	240	168	72										
Vehicle Purchases	1,549		1,549										
Total: Expenses	9,424	5,700	3,724										

Revenues (000's)	Total	Pre 2021	2021	2022	2023	2024	2025	2026	2027	2028	2029	2030	2031-45
Dev Charges - Non Res DEBT	3,334	1,919	1,415										
Dev Charges - Non-Res-TCA	247	247											
Dev Charges - Res DEBT	5,439	3,130	2,309										
Dev Charges - Res-TCA	404	404											
Total: Revenues	9,424	5,700	3,724										

Net Cost	0	0	0	0	0	0	0	0	0	0	0	0	0
-----------------	----------	----------	----------	----------	----------	----------	----------	----------	----------	----------	----------	----------	----------

Funding Required	0	0	0	0	0	0	0	0	0	0	0	0	0
-------------------------	----------	----------	----------	----------	----------	----------	----------	----------	----------	----------	----------	----------	----------

Operating Budget Impact:	2021	2022	2023 Onward
Costs(Savings) (000's)			
Staffing Impacts (F.T.E)	15		

Project Rating Attributes	Weight	Rating	Weighted Rank
Contractual/Legislated Obligations	46.00	0-0	3.68
Health and Safety	16.00	0-0	1.28
Operating Budget/Financial Impact	9.00	0-0	0.36
Strategic Direction (Dominant Project Theme)	29.00	0-1	0.29
Total			5.61

**CITY OF HAMILTON
2021-2045 CAPITAL BUDGET PROJECT DETAIL SHEET**

Division/Department: Hamilton Fire Department - Healthy and Safe

Project ID: 7402151100

Category: Equipment Replacement

Project Name: Annual Equipment Replacement

Ward(s): City Wide

Objective:

The equipment replacement schedule is based upon the life expectancy of various Hamilton Fire Department (HFD) needs in conjunction with an ongoing assessment of equipment condition. Based on this schedule, in 2021 HFD will require various equipment replacement including SCBA face pieces, firefighting helmets, boots, gloves and bunker gear, defibrillator pads/batteries, gas detection replacement, firefighting hose replacement, Hazmat equipment and batteries.

Start Date: 2021

Completion Date: Ongoing

Status: Recommended (funded)

Tangible Capital Asset: Yes

Capital Budget Initiation: 2021

Program Type: Fire Equipment

Expenses (000's)	Total	Pre 2021	2021	2022	2023	2024	2025	2026	2027	2028	2029	2030	2031-45
Equipment	35,889		1,199	806	2,640	2,293	1,638	1,734	1,038	992	1,098	1,403	21,048
Total: Expenses	35,889		1,199	806	2,640	2,293	1,638	1,734	1,038	992	1,098	1,403	21,048

Revenues (000's)	Total	Pre 2021	2021	2022	2023	2024	2025	2026	2027	2028	2029	2030	2031-45
From Reserves	35,889		1,199	806	2,640	2,293	1,638	1,734	1,038	992	1,098	1,403	21,048
Total: Revenues	35,889		1,199	806	2,640	2,293	1,638	1,734	1,038	992	1,098	1,403	21,048

Net Cost	0	0	0	0	0	0	0	0	0	0	0	0	0
-----------------	----------	----------	----------	----------	----------	----------	----------	----------	----------	----------	----------	----------	----------

Funding Required	0	0	0	0	0	0	0	0	0	0	0	0	0
-------------------------	----------	----------	----------	----------	----------	----------	----------	----------	----------	----------	----------	----------	----------

Operating Budget Impact:	2021	2022	2023 Onward
Costs(Savings) (000's)			
Staffing Impacts (F.T.E)			

Project Rating Attributes	Weight	Rating	Weighted Rank
Contractual/Legislated Obligations	46.00	0-0	
Health and Safety	16.00	0-0	
Operating Budget/Financial Impact	9.00	0-0	
Strategic Direction (Dominant Project Theme)	29.00	0-1	
Total			

CITY OF HAMILTON
2021-2045 CAPITAL BUDGET PROJECT DETAIL SHEET

Division/Department: Hamilton Fire Department - Healthy and Safe

Project ID: 7402151102

Category: Equipment Replacement

Project Name: SCBA Complete Unit Replacement

Ward(s): City Wide

Objective:

The critical piece of personal protective equipment (PPE) that firefighters wear is Self Contained Breathing Apparatus (SCBA) which provides oxygen and face protection within hazardous, oxygen deprived, contained environments allowing firefighting and rescue functions. The SCBA complete units will reach their 15 year end of service date in 2021 and require mandatory replacement. There are 425 complete unit SCBA assemblies with an additional 1310 cylinders used by the Hamilton Fire Department as the primary piece of each firefighters' PPE. Current SCBAs are now three generations behind in technological changes as well, the National Fire Protection Association (NFPA) and Health & Safety guidelines for SCBA will expire and no longer be useable. As outlined in Self-Contained Breathing Apparatus Parts Shortage Update (HSC20025 and HSC20025(a)).

Start Date: 2021

Completion Date: 2021

Status: Block

Tangible Capital Asset: Yes

Capital Budget Initiation: 2018

Program Type: Fire Equipment

Expenses (000's)	Total	Pre 2021	2021	2022	2023	2024	2025	2026	2027	2028	2029	2030	2031-45
Equipment	11,711		5,440										6,271
Total: Expenses	11,711		5,440										6,271

Revenues (000's)	Total	Pre 2021	2021	2022	2023	2024	2025	2026	2027	2028	2029	2030	2031-45
From Reserves	6,271												6,271
Total: Revenues	6,271												6,271

Net Cost	5,440	0	5,440	0	0	0	0	0	0	0	0	0	0
-----------------	--------------	----------	--------------	----------	----------	----------	----------	----------	----------	----------	----------	----------	----------

Financing Sources (000's)	Total	Pre 2021	2021	2022	2023	2024	2025	2026	2027	2028	2029	2030	2031-45
From Operating Fund	5,440		5,440										
Total: Financing Sources	5,440		5,440										

Funding Required	0	0	0	0	0	0	0	0	0	0	0	0	0
-------------------------	----------	----------	----------	----------	----------	----------	----------	----------	----------	----------	----------	----------	----------

Operating Budget Impact:	2021	2022	2023 Onward
Costs(Savings) (000's)	363.0		
Staffing Impacts (F.T.E)			

Project Rating Attributes	Weight	Rating	Weighted Rank
Contractual/Legislated Obligations	46.00	0-0	3.68
Health and Safety	16.00	0-0	1.60
Operating Budget/Financial Impact	9.00	0-0	0.72
Strategic Direction (Dominant Project Theme)	29.00	0-1	0.29
Total			6.29

Hamilton Paramedic Service

City of Hamilton
2021 - 2030 Capital Budget
Ten Year Included, Not Included, Future Project Summary (000's)

Ward	Project	Pre 2021		2021		2022		2023		2024		2025 to 2030		Total Project		Start Year	End Year	
		Gross	Net	Gross	Net	Gross	Net	Gross	Net	Gross	Net	Gross	Net	Gross	Net			
<u>Hamilton Paramedic Service</u>																		
<i>Included in the Financing Plan</i>																		
City Wide	7642151100	Annual Vehicle Replacement	-	-	2,113	-	1,307	-	1,640	-	1,429	-	10,891	-	52,274	-	2021	Ongoing
City Wide	7642151101	Annual Equipment Replacement	-	-	274	-	4,774	-	166	-	961	-	5,268	-	31,685	-	2021	Ongoing
City Wide	7642151102	Automated CPR Units	-	-	500	500	-	-	-	-	-	-	-	-	500	500	2021	2021
Total:			-	-	2,887	500	6,081	-	1,806	-	2,390	-	16,159	-	84,459	500		
Total: Hamilton Paramedic Service			-	-	2,887	500	6,081	-	1,806	-	2,390	-	16,159	-	84,459	500		
Total: All Departments			-	-	2,887	500	6,081	-	1,806	-	2,390	-	16,159	-	84,459	500		

CITY OF HAMILTON
2021-2045 CAPITAL BUDGET PROJECT DETAIL SHEET

Division/Department: Hamilton Paramedic Service - Healthy and Safe

Project ID: 7642151100

Category: Vehicles-Replacement

Project Name: Annual Vehicle Replacement

Ward(s): City Wide

Objective:

Ambulances and Emergency Response Vehicles (ERV) are highly specialized vehicles, built to Ministry-mandated specifications. Paramedic Service Vehicle replacement is based on MOHLTC standards and equipment life cycle. The Hamilton Paramedic Service replaces ambulances and ERV on a six year average cycle, which is longer than most peer ambulance services. Fourteen 14 vehicles are scheduled for replacement in 2021 eleven (11) ambulances, and three (3) ERV. Procurement lead time for these specialized vehicles can be 6 - 8 months and is driven by manufacturer production cycles and availability of specialized vendors for fit-up. Costing for Hybrid "green" ambulances would incur a \$30,000.00 premium on average per ambulance which has not been factored into the costing.

Start Date: 2021

Completion Date: Ongoing

Status: Recommended (funded)

Tangible Capital Asset: Yes

Capital Budget Initiation: 2021

Program Type: EMS Vehicles

Expenses (000's)	Total	Pre 2021	2021	2022	2023	2024	2025	2026	2027	2028	2029	2030	2031-45
Vehicle Purchases	52,274		2,113	1,307	1,640	1,429	2,207	1,494	2,380	1,472	1,697	1,641	34,894
Total: Expenses	52,274		2,113	1,307	1,640	1,429	2,207	1,494	2,380	1,472	1,697	1,641	34,894

Revenues (000's)	Total	Pre 2021	2021	2022	2023	2024	2025	2026	2027	2028	2029	2030	2031-45
From Reserves	52,274		2,113	1,307	1,640	1,429	2,207	1,494	2,380	1,472	1,697	1,641	34,894
Total: Revenues	52,274		2,113	1,307	1,640	1,429	2,207	1,494	2,380	1,472	1,697	1,641	34,894

Net Cost	0	0	0	0	0	0	0	0	0	0	0	0	0
-----------------	----------	----------	----------	----------	----------	----------	----------	----------	----------	----------	----------	----------	----------

Funding Required	0	0	0	0	0	0	0	0	0	0	0	0	0
-------------------------	----------	----------	----------	----------	----------	----------	----------	----------	----------	----------	----------	----------	----------

Operating Budget Impact:	2021	2022	2023 Onward
Costs(Savings) (000's)			
Staffing Impacts (F.T.E)			

Project Rating Attributes	Weight	Rating	Weighted Rank
Contractual/Legislated Obligations	46.00	0-0	
Health and Safety	16.00	0-0	
Operating Budget/Financial Impact	9.00	0-0	
Strategic Direction (Dominant Project Theme)	29.00	0-1	
Total			

**CITY OF HAMILTON
2021-2045 CAPITAL BUDGET PROJECT DETAIL SHEET**

Division/Department: Hamilton Paramedic Service - Healthy and Safe

Project ID: 7642151101

Category: Equipment Replacement

Project Name: Annual Equipment Replacement

Ward(s): City Wide

Objective:

Ancillary Paramedic equipment is purchased based on MOH Equipment Standards and equipment life cycles. 2021 requirements include life-cycle replacement and accessories for more than 200 Public Access Defibrillators (PAD), service warranty extension for Zoll X-Series defibrillator/monitors and Stryker Power-Systems and Power Cots, replacement of portable suction units, patient carriage equipment along with defibrillator / stretcher / power load battery replacements. All equipment replacement in the capital program is scheduled in accordance with the long term capital plan which includes an ongoing increase in contributions from the 50% MOH-funded Operating Budget to capital reserves.

Start Date: 2021

Completion Date: Ongoing

Status: Recommended (funded)

Tangible Capital Asset: Yes

Capital Budget Initiation: 2021

Program Type: EMS Equipment

Expenses (000's)	Total	Pre 2021	2021	2022	2023	2024	2025	2026	2027	2028	2029	2030	2031-45
Computer Hardware	1,683					800					883		
Equipment	30,002		274	4,774	166	161	161	288	442	522	2,842	130	20,242
Total: Expenses	31,685		274	4,774	166	961	161	288	442	522	3,725	130	20,242

Revenues (000's)	Total	Pre 2021	2021	2022	2023	2024	2025	2026	2027	2028	2029	2030	2031-45
From Reserves	31,685		274	4,774	166	961	161	288	442	522	3,725	130	20,242
Total: Revenues	31,685		274	4,774	166	961	161	288	442	522	3,725	130	20,242

Net Cost	0	0	0	0	0	0	0	0	0	0	0	0	0
-----------------	----------	----------	----------	----------	----------	----------	----------	----------	----------	----------	----------	----------	----------

Funding Required	0	0	0	0	0	0	0	0	0	0	0	0	0
-------------------------	----------	----------	----------	----------	----------	----------	----------	----------	----------	----------	----------	----------	----------

Operating Budget Impact:	2021	2022	2023 Onward
Costs(Savings) (000's)			
Staffing Impacts (F.T.E)			

Project Rating Attributes	Weight	Rating	Weighted Rank
Contractual/Legislated Obligations	46.00	0-0	
Health and Safety	16.00	0-0	
Operating Budget/Financial Impact	9.00	0-0	
Strategic Direction (Dominant Project Theme)	29.00	0-1	
Total			

**CITY OF HAMILTON
2021-2045 CAPITAL BUDGET PROJECT DETAIL SHEET**

Division/Department: Hamilton Paramedic Service - Healthy and Safe

Project ID: 7642151102

Category: Equipment - New

Project Name: Automated CPR Units

Ward(s): City Wide

Objective:

Automated CPR units have become increasingly popular in the paramedic services industry. The 2 key benefits of this equipment are to improve the quality of CPR that is received by a person in Sudden Cardiac Arrest (SCA) through continuous, high quality CPR that meets industry standards. In addition to this, if the patient is transported, this unit allows for "hands off" CPR which allows paramedics and other first responders to remain seated and belted into their chair therefore decreasing possible catastrophic injuries if a collision occurs.

Start Date: 2021

Completion Date: 2021

Status: Block

Tangible Capital Asset: Yes

Capital Budget Initiation: 2021

Program Type: EMS Equipment

Expenses (000's)	Total	Pre 2021	2021	2022	2023	2024	2025	2026	2027	2028	2029	2030	2031-45
Equipment	500		500										
Total: Expenses	500		500										

Net Cost	500	0	500	0	0	0	0	0	0	0	0	0	0
-----------------	------------	----------	------------	----------	----------	----------	----------	----------	----------	----------	----------	----------	----------

Financing Sources (000's)	Total	Pre 2021	2021	2022	2023	2024	2025	2026	2027	2028	2029	2030	2031-45
From Operating Fund	500		500										
Total: Financing Sources	500		500										

Funding Required	0	0	0	0	0	0	0	0	0	0	0	0	0
-------------------------	----------	----------	----------	----------	----------	----------	----------	----------	----------	----------	----------	----------	----------

Operating Budget Impact:	2021	2022	2023 Onward
Costs(Savings) (000's)	177.0		
Staffing Impacts (F.T.E)			

Project Rating Attributes	Weight	Rating	Weighted Rank
Contractual/Legislated Obligations	46.00	0-0	
Health and Safety	16.00	0-0	0.80
Operating Budget/Financial Impact	9.00	0-0	0.27
Strategic Direction (Dominant Project Theme)	29.00	0-1	0.29
Total			1.36

Housing Services

**City of Hamilton
2021 - 2030 Capital Budget
Ten Year Included, Not Included, Future Project Summary (000's)**

Ward	Project	Pre 2021		2021		2022		2023		2024		2025 to 2030		Total Project		Start Year	End Year	
		Gross	Net	Gross	Net	Gross	Net	Gross	Net	Gross	Net	Gross	Net	Gross	Net			
<u>Housing Services</u>																		
<i>Included in the Financing Plan</i>																		
City Wide	6731741609	Poverty Reduction Investment (PRI) - Affordable Rental Housing Construction	16,000	16,000	4,000	4,000	-	-	-	-	-	-	-	-	20,000	20,000	2017	2021
City Wide	6731841610	Poverty Reduction Investment (PRI) - Indigenous Poverty Reduction	3,000	3,000	1,000	1,000	1,000	1,000	1,000	1,000	1,000	1,000	3,000	3,000	10,000	10,000	2018	2027
City Wide	6731841611	Poverty Reduction Investment (PRI) - Social Housing Repairs & Renovations	6,000	6,000	2,000	2,000	2,000	2,000	2,000	2,000	2,000	2,000	6,000	6,000	20,000	20,000	2018	2027
City Wide	6731941110	COCHI - Administration Yr 3	-	-	139	-	-	-	-	-	-	-	-	-	139	-	2021	2022
City Wide	6731941112	COCHI - Rent Supplement Yr 3	-	-	1,776	-	-	-	-	-	-	-	-	-	1,776	-	2021	2022
City Wide	6731941113	COCHI - Transitional Ops Yr 3	-	-	870	-	-	-	-	-	-	-	-	-	870	-	2021	2022
City Wide	6731941120	OPHI - Administration Yr 3	-	-	186	-	-	-	-	-	-	-	-	-	186	-	2021	2022
City Wide	6731941121	OPHI - Rental Housing Yr 3	-	-	1,572	-	-	-	-	-	-	-	-	-	1,572	-	2021	2026
City Wide	6731941122	OPHI - Ontario Renovates Yr 3	-	-	1,253	-	-	-	-	-	-	-	-	-	1,253	-	2021	2023
City Wide	6732041200	National Housing Strategy_CHH	17,000	10,000	17,000	10,000	17,000	10,000	17,000	10,000	17,000	10,000	85,000	50,000	170,000	100,000	2020	2029
City Wide	6732141302	Social Housing Capital Repairs and Regeneration	-	-	500	500	500	500	500	500	500	500	3,000	3,000	12,500	12,500	2021	Ongoing
Total:			42,000	35,000	30,296	17,500	20,500	13,500	20,500	13,500	20,500	13,500	97,000	62,000	238,296	162,500		
<i>Beginning in Future Years</i>																		
City Wide	6732241102	Moderately Affordable Housing Incentives Program	-	-	-	-	175	175	-	-	-	-	-	-	175	175	2022	2027
Total:			-	-	-	-	175	175	-	-	-	-	-	-	175	175		
Total: Housing Services			42,000	35,000	30,296	17,500	20,675	13,675	20,500	13,500	20,500	13,500	97,000	62,000	238,471	162,675		
Total: All Departments			42,000	35,000	30,296	17,500	20,675	13,675	20,500	13,500	20,500	13,500	97,000	62,000	238,471	162,675		

**CITY OF HAMILTON
2021-2045 CAPITAL BUDGET PROJECT DETAIL SHEET**

Division/Department: Housing Services - Healthy and Safe Communities **Project ID:** 6731741609
Project Name: Poverty Reduction Investment (PRI) - Affordable Rental Housing Construction

Category: Grants
Ward(s): City Wide

Objective:

April 12, 2017 Council established the \$50M Poverty Reduction Investment Reserve (PRIR). September 27, 2017 Council approved the Poverty Reduction Implementation Plan which allocated a total of \$20M of the PRIR for new affordable rental housing construction (\$4M annually for 5 yrs) \$10M to be allocated to CityHousing Hamilton and \$10M allocated by the Housing Services Division through a request for proposals process. On December 11, 2013, Council approved the City's Housing & Homelessness Action Plan with a target to create 300 new units of affordable rental housing annually. Of the \$4M 2021 PFR Rental Construction Component, \$2M is allocated to CityHousing Hamilton and \$2M to projects supported by the Housing Services Division.

Comments: 2021 is the final year for the Rental Construction Component of the Poverty Reduction Investment Plan, though the other components continue for another 4 years.

Start Date: 2017
Completion Date: 2021
Status: Block
Tangible Capital Asset: No
Capital Budget Initiation: 2017
Program Type: Council Priority

Expenses (000's)	Total	Pre 2021	2021	2022	2023	2024	2025	2026	2027	2028	2029	2030	2031-45
	19,000	16,000	3,000										
	1,000		1,000										
Total: Expenses	20,000	16,000	4,000										

Net Cost	20,000	16,000	4,000	0	0	0	0	0	0	0	0	0	0
-----------------	---------------	---------------	--------------	----------	----------	----------	----------	----------	----------	----------	----------	----------	----------

Financing Sources (000's)	Total	Pre 2021	2021	2022	2023	2024	2025	2026	2027	2028	2029	2030	2031-45
Future Fund	20,000	16,000	4,000										
Total: Financing Sources	20,000	16,000	4,000										

Funding Required	0	0	0	0	0	0	0	0	0	0	0	0	0
-------------------------	----------	----------	----------	----------	----------	----------	----------	----------	----------	----------	----------	----------	----------

Operating Budget Impact:	2021	2022	2023 Onward
Costs(Savings) (000's)			
Staffing Impacts (F.T.E)			

Project Rating Attributes	Weight	Rating	Weighted Rank
Contractual/Legislated Obligations	46.00	0-0	
Health and Safety	16.00	0-0	0.64
Operating Budget/Financial Impact	9.00	0-0	
Strategic Direction (Dominant Project Theme)	29.00	0-1	0.29
Total			0.93

CITY OF HAMILTON
2021-2045 CAPITAL BUDGET PROJECT DETAIL SHEET

Division/Department: Housing Services - Healthy and Safe Communities **Project ID:** 6731841610

Category: Grants

Project Name: Poverty Reduction Investment (PRI) - Indigenous Poverty Reduction

Ward(s): City Wide

Objective:

Fund will go toward the fixing as many as 40 Indigenous social housing units a year, helping people stay in housing, family and life skills programs and more domestic violence help for women among others efforts.

CES16043(a) - Council Meeting Sept 27, 2017

Start Date: 2018

Completion Date: 2027

Status: Block

Tangible Capital Asset: No

Capital Budget Initiation: 2017

Program Type: Council Priority

Expenses (000's)	Total	Pre 2021	2021	2022	2023	2024	2025	2026	2027	2028	2029	2030	2031-45
	10,000	3,000	1,000	1,000	1,000	1,000	1,000	1,000	1,000				
Total: Expenses	10,000	3,000	1,000	1,000	1,000	1,000	1,000	1,000	1,000				
Net Cost	10,000	3,000	1,000	1,000	1,000	1,000	1,000	1,000	1,000	0	0	0	0
Financing Sources (000's)	Total	Pre 2021	2021	2022	2023	2024	2025	2026	2027	2028	2029	2030	2031-45
Hydro Dividends	10,000	3,000	1,000	1,000	1,000	1,000	1,000	1,000	1,000				
Total: Financing Sources	10,000	3,000	1,000	1,000	1,000	1,000	1,000	1,000	1,000				
Funding Required	0	0	0	0	0	0	0	0	0	0	0	0	0

Operating Budget Impact:	2021	2022	2023 Onward
Costs(Savings) (000's)			
Staffing Impacts (F.T.E)			

Project Rating Attributes	Weight	Rating	Weighted Rank
Contractual/Legislated Obligations	46.00	0-0	2.30
Health and Safety	16.00	0-0	0.16
Operating Budget/Financial Impact	9.00	0-0	0.45
Strategic Direction (Dominant Project Theme)	29.00	0-1	0.29
Total			3.20

**CITY OF HAMILTON
2021-2045 CAPITAL BUDGET PROJECT DETAIL SHEET**

Division/Department: Housing Services - Healthy and Safe Communities **Project ID:** 6731841611
Project Name: Poverty Reduction Investment (PRI) - Social Housing Repairs & Renovations

Category: Grants
Ward(s): City Wide

Objective:

April 12, 2017 Council established the \$50M Poverty Reduction Investment Reserve (PRIR). September 27, 2017 Council approved the Poverty Reduction Implementation Plan which allocated a total of \$20M of the PRIR for new affordable rental housing construction (\$4M annually for 5 yrs) \$10M to be allocated to CityHousing Hamilton and \$10M allocated by the Housing Services Division through a request for proposals process. On December 11, 2013, Council approved the City's Housing & Homelessness Action Plan with a target to create 300 new units of affordable rental housing annually. The entirety of the \$4M 2019 PFR Rental Construction Component is allocated to CityHousing Hamilton, \$3M of which is allocated to the new development project at Bay and Cannon (CES17029(a)) and \$1M of which is for a future CHH affordable housing project. Recurring Annual Capital Project through 2021 (CES16043(b)).

Start Date: 2018
Completion Date: 2027
Status: Block
Tangible Capital Asset: No
Capital Budget Initiation: 2017
Program Type: Council Priority

Expenses (000's)	Total	Pre 2021	2021	2022	2023	2024	2025	2026	2027	2028	2029	2030	2031-45
	20,000	6,000	2,000	2,000	2,000	2,000	2,000	2,000	2,000				
Total: Expenses	20,000	6,000	2,000	2,000	2,000	2,000	2,000	2,000	2,000				

Net Cost	20,000	6,000	2,000	2,000	2,000	2,000	2,000	2,000	2,000	0	0	0	0
-----------------	---------------	--------------	--------------	--------------	--------------	--------------	--------------	--------------	--------------	----------	----------	----------	----------

Financing Sources (000's)	Total	Pre 2021	2021	2022	2023	2024	2025	2026	2027	2028	2029	2030	2031-45
Hydro Dividends	20,000	6,000	2,000	2,000	2,000	2,000	2,000	2,000	2,000				
Total: Financing Sources	20,000	6,000	2,000	2,000	2,000	2,000	2,000	2,000	2,000				

Funding Required	0	0	0	0	0	0	0	0	0	0	0	0	0
-------------------------	----------	----------	----------	----------	----------	----------	----------	----------	----------	----------	----------	----------	----------

Operating Budget Impact:	2021	2022	2023 Onward
Costs(Savings) (000's)			
Staffing Impacts (F.T.E)			

Project Rating Attributes	Weight	Rating	Weighted Rank
Contractual/Legislated Obligations	46.00	0-0	2.30
Health and Safety	16.00	0-0	0.80
Operating Budget/Financial Impact	9.00	0-0	0.09
Strategic Direction (Dominant Project Theme)	29.00	0-1	0.29
Total			3.48

**CITY OF HAMILTON
2021-2045 CAPITAL BUDGET PROJECT DETAIL SHEET**

Division/Department: Housing Services - Healthy and Safe Communities **Project ID:** 6731941110
Project Name: COCHI - Administration Yr 3

Category: Grants
Ward(s): City Wide

Objective:
 Funding from COCHI allocates the 5% maximum allowable proportion of the City's funding allocation to program administration, to be dedicated to staff resources to administer the programs. Administration funds must now be spent within the year they are allocated, reducing the City's ability to manage staff resources. Additionally, the City bears monitoring and reporting burdens associated with previous provincial/federal funding programs even once administration funding has been expended.

Start Date: 2021
Completion Date: 2022
Status: Recommended (funded)
Tangible Capital Asset: No
Capital Budget Initiation: 2019
Program Type: Other

Expenses (000's)	Total	Pre 2021	2021	2022	2023	2024	2025	2026	2027	2028	2029	2030	2031-45
	139		139										
Total: Expenses	139		139										

Revenues (000's)	Total	Pre 2021	2021	2022	2023	2024	2025	2026	2027	2028	2029	2030	2031-45
Provincial Grants/Subsidies	139		139										
Total: Revenues	139		139										

Net Cost	0	0	0	0	0	0	0	0	0	0	0	0	0
-----------------	----------	----------	----------	----------	----------	----------	----------	----------	----------	----------	----------	----------	----------

Funding Required	0	0	0	0	0	0	0	0	0	0	0	0	0
-------------------------	----------	----------	----------	----------	----------	----------	----------	----------	----------	----------	----------	----------	----------

Operating Budget Impact:	2021	2022	2023 Onward
Costs(Savings) (000's)			
Staffing Impacts (F.T.E)			

Project Rating Attributes	Weight	Rating	Weighted Rank
Contractual/Legislated Obligations	46.00	0-0	3.22
Health and Safety	16.00	0-0	1.12
Operating Budget/Financial Impact	9.00	0-0	0.90
Strategic Direction (Dominant Project Theme)	29.00	0-1	0.29
Total			5.53

**CITY OF HAMILTON
2021-2045 CAPITAL BUDGET PROJECT DETAIL SHEET**

Division/Department: Housing Services - Healthy and Safe Communities **Project ID:** 6731941112
Project Name: COCHI - Rent Supplement Yr 3

Category: Grants
Ward(s): City Wide

Objective:
HSC19042(s) - The COCHI funding will help the City protect RGI tenants in non-profit and cooperative housing projects with expiring operating agreements/mortgages; preserve social housing supply through repairs/renovations, including urban native housing; and support social housing providers that can demonstrate their potential for long-term sustainability with transitional operating funding.

Start Date: 2021
Completion Date: 2022
Status: Recommended (funded)
Tangible Capital Asset: No
Capital Budget Initiation: 2019
Program Type: Other

Expenses (000's)	Total	Pre 2021	2021	2022	2023	2024	2025	2026	2027	2028	2029	2030	2031-45
	1,776		1,776										
Total: Expenses	1,776		1,776										

Revenues (000's)	Total	Pre 2021	2021	2022	2023	2024	2025	2026	2027	2028	2029	2030	2031-45
Provincial Grants/Subsidies	1,776		1,776										
Total: Revenues	1,776		1,776										

Net Cost	0	0	0	0	0	0	0	0	0	0	0	0	0
-----------------	----------	----------	----------	----------	----------	----------	----------	----------	----------	----------	----------	----------	----------

Funding Required	0	0	0	0	0	0	0	0	0	0	0	0	0
-------------------------	----------	----------	----------	----------	----------	----------	----------	----------	----------	----------	----------	----------	----------

Operating Budget Impact:	2021	2022	2023 Onward
Costs(Savings) (000's)			
Staffing Impacts (F.T.E)			

Project Rating Attributes	Weight	Rating	Weighted Rank
Contractual/Legislated Obligations	46.00	0-0	3.22
Health and Safety	16.00	0-0	1.12
Operating Budget/Financial Impact	9.00	0-0	0.90
Strategic Direction (Dominant Project Theme)	29.00	0-1	0.29
Total			5.53

**CITY OF HAMILTON
2021-2045 CAPITAL BUDGET PROJECT DETAIL SHEET**

Division/Department: Housing Services - Healthy and Safe Communities **Project ID:** 6731941113
Project Name: COCHI - Transitional Ops Yr 3

Category: Grants
Ward(s): City Wide

Objective:
HSC19042(s) - The COCHI funding will help the City protect RGI tenants in non-profit and cooperative housing projects with expiring operating agreements/mortgages; preserve social housing supply through repairs/renovations, including urban native housing; and support social housing providers that can demonstrate their potential for long-term sustainability with transitional operating funding.

Start Date: 2021
Completion Date: 2022
Status: Recommended (funded)
Tangible Capital Asset: No
Capital Budget Initiation: 2019
Program Type: Other

Expenses (000's)	Total	Pre 2021	2021	2022	2023	2024	2025	2026	2027	2028	2029	2030	2031-45
	870		870										
Total: Expenses	870		870										

Revenues (000's)	Total	Pre 2021	2021	2022	2023	2024	2025	2026	2027	2028	2029	2030	2031-45
Provincial Grants/Subsidies	870		870										
Total: Revenues	870		870										

Net Cost	0	0	0	0	0	0	0	0	0	0	0	0	0
-----------------	----------	----------	----------	----------	----------	----------	----------	----------	----------	----------	----------	----------	----------

Funding Required	0	0	0	0	0	0	0	0	0	0	0	0	0
-------------------------	----------	----------	----------	----------	----------	----------	----------	----------	----------	----------	----------	----------	----------

Operating Budget Impact:	2021	2022	2023 Onward
Costs(Savings) (000's)			
Staffing Impacts (F.T.E)			

Project Rating Attributes	Weight	Rating	Weighted Rank
Contractual/Legislated Obligations	46.00	0-0	3.22
Health and Safety	16.00	0-0	1.12
Operating Budget/Financial Impact	9.00	0-0	0.90
Strategic Direction (Dominant Project Theme)	29.00	0-1	0.29
Total			5.53

CITY OF HAMILTON
2021-2045 CAPITAL BUDGET PROJECT DETAIL SHEET

Division/Department: Housing Services - Healthy and Safe Communities **Project ID:** 6731941120

Category: Grants

Project Name: OPHI - Administration Yr 3

Ward(s): City Wide

Objective:

Funding from OPHI allocates the 5% maximum allowable proportion of the City's funding allocation to program administration, to be dedicated to staff resources to administer the programs. Administration funds must now be spent within the year they are allocated, reducing the City's ability to manage staff resources. Additionally, the City bears monitoring and reporting burdens associated with previous provincial/federal funding programs even once administration funding has been expended.

Start Date: 2021

Completion Date: 2022

Status: Recommended (funded)

Tangible Capital Asset: No

Capital Budget Initiation: 2019

Program Type: Other

Expenses (000's)	Total	Pre 2021	2021	2022	2023	2024	2025	2026	2027	2028	2029	2030	2031-45
	186		186										
Total: Expenses	186		186										

Revenues (000's)	Total	Pre 2021	2021	2022	2023	2024	2025	2026	2027	2028	2029	2030	2031-45
Provincial Grants/Subsidies	186		186										
Total: Revenues	186		186										

Net Cost	0	0	0	0	0	0	0	0	0	0	0	0	0
-----------------	----------	----------	----------	----------	----------	----------	----------	----------	----------	----------	----------	----------	----------

Funding Required	0	0	0	0	0	0	0	0	0	0	0	0	0
-------------------------	----------	----------	----------	----------	----------	----------	----------	----------	----------	----------	----------	----------	----------

Operating Budget Impact:	2021	2022	2023 Onward
Costs(Savings) (000's)			
Staffing Impacts (F.T.E)			

Project Rating Attributes	Weight	Rating	Weighted Rank
Contractual/Legislated Obligations	46.00	0-0	3.22
Health and Safety	16.00	0-0	1.12
Operating Budget/Financial Impact	9.00	0-0	0.90
Strategic Direction (Dominant Project Theme)	29.00	0-1	0.29
Total			5.53

**CITY OF HAMILTON
2021-2045 CAPITAL BUDGET PROJECT DETAIL SHEET**

Division/Department: Housing Services - Healthy and Safe Communities **Project ID:** 6731941121
Project Name: OPHI - Rental Housing Yr 3

Category: Grants
Ward(s): City Wide

Objective:
HSC19042(a) For development of new & retention/repair of existing affordable rental housing. Low production of new market rental housing over the last 20 yrs constrained supply, increasing rents. Building new affordable housing with new program requirements ensures that multiple priorities are met, such as addressing inequities; providing & retaining deeply affordable hsg; reducing the Centralized Wait List; housing those experiencing chronic homelessness from the By-Name Priority List, increasing longterm sustainability of community hsg providers & increasing the accessibility & environmental sustainability of Hamilton's affordable rental housing.

Start Date: 2021
Completion Date: 2026
Status: Recommended (funded)
Tangible Capital Asset: No
Capital Budget Initiation: 2019
Program Type: Other

Expenses (000's)	Total	Pre 2021	2021	2022	2023	2024	2025	2026	2027	2028	2029	2030	2031-45
	1,572		1,572										
Total: Expenses	1,572		1,572										

Revenues (000's)	Total	Pre 2021	2021	2022	2023	2024	2025	2026	2027	2028	2029	2030	2031-45
Provincial Grants/Subsidies	1,572		1,572										
Total: Revenues	1,572		1,572										

Net Cost	0	0	0	0	0	0	0	0	0	0	0	0	0
Funding Required	0	0	0	0	0	0	0	0	0	0	0	0	0

Operating Budget Impact:	2021	2022	2023 Onward
Costs(Savings) (000's)			
Staffing Impacts (F.T.E)			

Project Rating Attributes	Weight	Rating	Weighted Rank
Contractual/Legislated Obligations	46.00	0-0	3.22
Health and Safety	16.00	0-0	1.12
Operating Budget/Financial Impact	9.00	0-0	0.90
Strategic Direction (Dominant Project Theme)	29.00	0-1	0.29
Total			5.53

**CITY OF HAMILTON
2021-2045 CAPITAL BUDGET PROJECT DETAIL SHEET**

Division/Department: Housing Services - Healthy and Safe Communities **Project ID:** 6731941122
Project Name: OPHI - Ontario Renovates Yr 3

Category: Grants
Ward(s): City Wide

Objective:
 OPHI funding through Ontario Renovates can be used for a number of purposes: basic health and safety repairs to the homes of low income homeowners; basic health and safety repairs to affordable private market rental and community housing, including single rooms; and the creation of new second units. It has long been permissible to fund capital repairs to shelters for survivors of domestic violence, but OPHI expands this permission to repairs of all emergency shelters. HSC190429(a).

Start Date: 2021
Completion Date: 2023
Status: Recommended (funded)
Tangible Capital Asset: No
Capital Budget Initiation: 2019
Program Type: Other

Expenses (000's)	Total	Pre 2021	2021	2022	2023	2024	2025	2026	2027	2028	2029	2030	2031-45
	1,253		1,253										
Total: Expenses	1,253		1,253										

Revenues (000's)	Total	Pre 2021	2021	2022	2023	2024	2025	2026	2027	2028	2029	2030	2031-45
Provincial Grants/Subsidies	1,253		1,253										
Total: Revenues	1,253		1,253										

Net Cost	0	0	0	0	0	0	0	0	0	0	0	0	0
-----------------	----------	----------	----------	----------	----------	----------	----------	----------	----------	----------	----------	----------	----------

Funding Required	0	0	0	0	0	0	0	0	0	0	0	0	0
-------------------------	----------	----------	----------	----------	----------	----------	----------	----------	----------	----------	----------	----------	----------

Operating Budget Impact:	2021	2022	2023 Onward
Costs(Savings) (000's)			
Staffing Impacts (F.T.E)			

Project Rating Attributes	Weight	Rating	Weighted Rank
Contractual/Legislated Obligations	46.00	0-0	3.22
Health and Safety	16.00	0-0	1.12
Operating Budget/Financial Impact	9.00	0-0	0.90
Strategic Direction (Dominant Project Theme)	29.00	0-1	0.29
Total			5.53

CITY OF HAMILTON
2021-2045 CAPITAL BUDGET PROJECT DETAIL SHEET

Division/Department: Housing Services - Healthy and Safe Communities **Project ID:** 6732041200
Project Name: National Housing Strategy_CHH

Category: Annual Projects
Ward(s): City Wide

Objective:
HSC19048 Accessing Capital Repair Funds from the National Housing Strategy - Co-Investment Fund for CityHousing Hamilton

Start Date: 2020
Completion Date: 2029
Status: Recommended (funded)
Tangible Capital Asset: No
Capital Budget Initiation: 2020
Program Type: Residential Structures

Expenses (000's)	Total	Pre 2021	2021	2022	2023	2024	2025	2026	2027	2028	2029	2030	2031-45
Construction	170,000	17,000	17,000	17,000	17,000	17,000	17,000	17,000	17,000	17,000	17,000		
Total: Expenses	170,000	17,000	17,000	17,000	17,000	17,000	17,000	17,000	17,000	17,000	17,000		

Revenues (000's)	Total	Pre 2021	2021	2022	2023	2024	2025	2026	2027	2028	2029	2030	2031-45
Federal Grants/Subsidies	70,000	7,000	7,000	7,000	7,000	7,000	7,000	7,000	7,000	7,000	7,000		
Total: Revenues	70,000	7,000	7,000	7,000	7,000	7,000	7,000	7,000	7,000	7,000	7,000		

Net Cost	100,000	10,000	10,000	10,000	10,000	10,000	10,000	10,000	10,000	10,000	10,000	0	0
-----------------	----------------	---------------	---------------	---------------	---------------	---------------	---------------	---------------	---------------	---------------	---------------	----------	----------

Financing Sources (000's)	Total	Pre 2021	2021	2022	2023	2024	2025	2026	2027	2028	2029	2030	2031-45
Debt Borrowings	100,000	10,000	10,000	10,000	10,000	10,000	10,000	10,000	10,000	10,000	10,000		
Total: Financing Sources	100,000	10,000	10,000	10,000	10,000	10,000	10,000	10,000	10,000	10,000	10,000		

Funding Required	0	0	0	0	0	0	0	0	0	0	0	0	0
-------------------------	----------	----------	----------	----------	----------	----------	----------	----------	----------	----------	----------	----------	----------

CITY OF HAMILTON
2021-2045 CAPITAL BUDGET PROJECT DETAIL SHEET

Division/Department: Housing Services - Healthy and Safe Communities

Project ID: 6732041200

Category: Annual Projects

Project Name: National Housing Strategy_CHH

Ward(s): City Wide

Operating Budget Impact:	2021	2022	2023 Onward
Costs(Savings) (000's)			
Staffing Impacts (F.T.E)			

Project Rating Attributes	Weight	Rating	Weighted Rank
Contractual/Legislated Obligations	46.00	0-0	
Health and Safety	16.00	0-0	
Operating Budget/Financial Impact	9.00	0-0	
Strategic Direction (Dominant Project Theme)	29.00	0-1	0.29
Total			0.29

Comments:

HSC19048 - Executive Summary

In partnership, the City of Hamilton and CityHousing Hamilton (CHH) have submitted a ten-year portfolio-wide application to the Canada Mortgage and Housing Corporation (CMHC) under the National Housing Co-Investment Fund – Repair and Renewal Stream. A moderate, portfolio-wide long-term investment can enable strategic planning which in turn can minimize costs by avoiding expensive reactive emergency repairs, maximize benefits, and minimize negative impacts on tenants. Such planning can take advantage of economies of scale and leverage projects to create multiple benefits with city-wide impacts.

The application currently requested \$408M over 10 years for the repair and renewal of all 7,000 CHH units. Through early discussions with CMHC, staff understand that CMHC requires a contribution commitment from the benefitting municipality prior to awarding the funding and providing precise loan and grant details. It is understood based on preliminary discussions with CMHC that upwards of \$170M could be available to CHH based on CHH's proportion of the province's social housing units. It is also understood that this funding would be delivered through a combination of low interest loans and capital grants, at an anticipated ratio of approximately 60% loan and 40% grant. Should the application to CMHC not realize the full amount of \$408M and instead, as expected, be closer to \$170M, staff would accordingly revise and scope the work program to ensure the same number of units are improved.

The capital investments being proposed to CMHC, if approved, will keep over 7,000 housing units online for another 50 plus years, improve operating, energy, and water efficiencies while saving up to \$1.6M annually in cost avoidance, and improve the accessibility of up to 1,400 units.

The portfolio renewal and modernization planned over the next decade will provide thousands of residents with improved comfort, increase accessibility, reduce the amount of deferred maintenance, substantially extend CHH's portfolio useful life, and dramatically decrease energy costs.

CITY OF HAMILTON
2021-2045 CAPITAL BUDGET PROJECT DETAIL SHEET

Division/Department: Housing Services - Healthy and Safe Communities

Project ID: 6732141302

Category: Rehabilitation Project

Project Name: Social Housing Capital Repairs and Regeneration

Ward(s): City Wide

Objective:

Hamilton has approximately 14,000 units of social housing administered through 42 different housing providers. Housing quality is as important as its availability and affordability. Housing that does not meet health and safety standards and is in need of repairs is referred to as inadequate housing. Outcome #4 of the Council approved 10 year Housing and Homelessness Action Plan is that people live in housing that is good quality, safe and suitable for their needs. The 2020 capital repairs and regeneration call for applications (CFA) will support specific Building Condition Assessment outcomes or other subsequently identified needs such as energy related repairs / regeneration . Social Housing will issue the CFA, evaluate and award funding competitively based on need (BCA) and impact (reduction of waitlist and preservation of housing assets).

Start Date: 2021

Completion Date: Ongoing

Status: Block

Tangible Capital Asset: No

Capital Budget Initiation: 2014

Program Type: Residential Structures

Expenses (000's)	Total	Pre 2021	2021	2022	2023	2024	2025	2026	2027	2028	2029	2030	2031-45
	12,500		500	500	500	500	500	500	500	500	500	500	7,500
Total: Expenses	12,500		500	500	500	500	500	500	500	500	500	500	7,500

Net Cost	12,500	0	500	500	500	500	500	500	500	500	500	500	7,500
-----------------	---------------	----------	------------	------------	------------	------------	------------	------------	------------	------------	------------	------------	--------------

Financing Sources (000's)	Total	Pre 2021	2021	2022	2023	2024	2025	2026	2027	2028	2029	2030	2031-45
From Operating Fund	500		500										
Total: Financing Sources	500		500										

Funding Required	12,000	0	0	500	500	500	500	500	500	500	500	500	7,500
-------------------------	---------------	----------	----------	------------	------------	------------	------------	------------	------------	------------	------------	------------	--------------

Operating Budget Impact:	2021	2022	2023 Onward
Costs(Savings) (000's)			
Staffing Impacts (F.T.E)			

Project Rating Attributes	Weight	Rating	Weighted Rank
Contractual/Legislated Obligations	46.00	0-0	1.38
Health and Safety	16.00	0-0	0.16
Operating Budget/Financial Impact	9.00	0-0	0.45
Strategic Direction (Dominant Project Theme)	29.00	0-1	0.29
Total			2.28

Comments:

On September 10, 2014, Council received Item 4 of Emergency & Community Services Committee Report 14-005 regarding Social Housing Reserve Fund Studies. Housing Services is assessing the condition of Hamilton's social housing stock and provider reserves, prioritizing buildings most urgently requiring a Building Condition Assessment (BCA) and the financial support to perform building repairs. The province did not continue its Social Housing Renovation and Retrofit Program (SHRRP) after 2011, which had provided \$33.7 million to the City for capital repairs and regeneration for social housing providers. This capital budget request will effectively renew the funds available which will leave an approximate deficiency of \$632M remaining for 2025 to 2034.

Long Term Care Homes

**City of Hamilton
2021 - 2030 Capital Budget
Ten Year Included, Not Included, Future Project Summary (000's)**

Ward	Project	Pre 2021		2021		2022		2023		2024		2025 to 2030		Total Project		Start Year	End Year	
		Gross	Net	Gross	Net	Gross	Net	Gross	Net	Gross	Net	Gross	Net	Gross	Net			
<u>Long Term Care Homes</u>																		
<i>Beginning in Future Years</i>																		
City Wide	6301841800	ML - Refurbishment of A Wing	-	-	-	-	-	-	120	-	1,110	985	655	500	1,885	1,485	2023	2025
City Wide	6302041001	ML - Refurbish Basement	-	-	-	-	-	-	-	-	50	-	954	679	1,004	679	2024	2026
City Wide	6302041004	WL - Vinyl Flooring Replacement	-	-	-	-	15	-	398	-	398	-	-	-	810	-	2022	2024
Total:			-	-	-	-	15	-	518	-	1,558	985	1,609	1,179	3,699	2,164		
Total: Long Term Care Homes			-	-	-	-	15	-	518	-	1,558	985	1,609	1,179	3,699	2,164		
Total: All Departments			-	-	-	-	15	-	518	-	1,558	985	1,609	1,179	3,699	2,164		

CITY OF HAMILTON
2021-2045 CAPITAL BUDGET PROJECT DETAIL SHEET

Division/Department: Long Term Care Homes - Healthy and Safe

Project ID: 6301841800

Category: Renovation Project

Project Name: ML - Refurbishment of A Wing

Ward(s): City Wide

Objective:

The Macassa Lodge A wing was constructed in 1995 and is in need of a refresh through renovation of the bedrooms (including washrooms) to continue to meet the demands of our Residents and provide accommodation standards as outlined by the MOHLTC. Critical systems upgrades such as the HVAC unit are coming to the end of their useful life and will require replacement. Conduct a feasibility study in 2023 to identify any areas of risk or non-compliance with MOHLTC (or other) standards and determine the associated costs of renovation to remedy.

Start Date: 2023

Completion Date: 2025

Status:

Tangible Capital Asset: Yes

Capital Budget Initiation: 2008

Program Type: Homes for the Aged

*Cost of the project also includes a 6% project management fee which is being charged to the Division by Public Works for project management services.

Expenses (000's)	Total	Pre 2021	2021	2022	2023	2024	2025	2026	2027	2028	2029	2030	2031-45
Consultant	120				120								
Project Management	100					100							
Relocation/Renovation Costs	1,665					1,010	655						
Total: Expenses	1,885				120	1,110	655						

Revenues (000's)	Total	Pre 2021	2021	2022	2023	2024	2025	2026	2027	2028	2029	2030	2031-45
From Reserves	400				120	125	155						
Total: Revenues	400				120	125	155						

Net Cost	1,485	0	0	0	0	985	500	0	0	0	0	0	0
-----------------	--------------	----------	----------	----------	----------	------------	------------	----------	----------	----------	----------	----------	----------

Funding Required	1,485	0	0	0	0	985	500	0	0	0	0	0	0
-------------------------	--------------	----------	----------	----------	----------	------------	------------	----------	----------	----------	----------	----------	----------

Operating Budget Impact:	2021	2022	2023 Onward
Costs(Savings) (000's)			
Staffing Impacts (F.T.E)			

Project Rating Attributes	Weight	Rating	Weighted Rank
Contractual/Legislated Obligations	46.00	0-0	2.76
Health and Safety	16.00	0-0	1.28
Operating Budget/Financial Impact	9.00	0-0	0.72
Strategic Direction (Dominant Project Theme)	29.00	0-1	0.29
Total			5.05

**CITY OF HAMILTON
2021-2045 CAPITAL BUDGET PROJECT DETAIL SHEET**

Division/Department: Long Term Care Homes - Healthy and Safe

Project ID: 6302041001

Category: Renovation Project

Project Name: ML - Refurbish Basement

Ward(s): City Wide

Objective:

Basement originally constructed in 1956 - removal of asbestos and any other hazardous materials, paint, refurbish/replace kitchen elevator, re-insulate pipes, flooring replacement, door replacements, refurbish locker rooms and washrooms.

*Cost of the project also includes a 6% project management fee which is being charged to the Division by Public Works for project management services.

Start Date: 2024

Completion Date: 2026

Status:

Tangible Capital Asset: Yes

Capital Budget Initiation: 2008

Program Type: Homes for the Aged

Expenses (000's)	Total	Pre 2021	2021	2022	2023	2024	2025	2026	2027	2028	2029	2030	2031-45
Consultant	50					50							
Project Management	54						54						
Relocation/Renovation Costs	900						400	500					
Total: Expenses	1,004					50	454	500					

Revenues (000's)	Total	Pre 2021	2021	2022	2023	2024	2025	2026	2027	2028	2029	2030	2031-45
From Reserves	325					50	275						
Total: Revenues	325					50	275						

Net Cost	679	0	0	0	0	0	179	500	0	0	0	0	0
-----------------	------------	----------	----------	----------	----------	----------	------------	------------	----------	----------	----------	----------	----------

Funding Required	679	0	0	0	0	0	179	500	0	0	0	0	0
-------------------------	------------	----------	----------	----------	----------	----------	------------	------------	----------	----------	----------	----------	----------

Operating Budget Impact:	2021	2022	2023 Onward
Costs(Savings) (000's)			
Staffing Impacts (F.T.E)			

Project Rating Attributes	Weight	Rating	Weighted Rank
Contractual/Legislated Obligations	46.00	0-0	2.76
Health and Safety	16.00	0-0	1.28
Operating Budget/Financial Impact	9.00	0-0	0.72
Strategic Direction (Dominant Project Theme)	29.00	0-1	0.29
Total			5.05

**CITY OF HAMILTON
2021-2045 CAPITAL BUDGET PROJECT DETAIL SHEET**

Division/Department: Long Term Care Homes - Healthy and Safe

Project ID: 6302041004

Category: Replacement Project

Project Name: WL - Vinyl Flooring Replacement

Ward(s): City Wide

Objective:

Sheet flooring located in Maple Lane, Trillium Court, Beech Avenue, Lilac Lane, the Atrium and Centre Core is showing signs of wear and some cracking due to normal wear. Some areas have been welded and/or patched however this flooring has not served well and is best replaced as a volume capital project to ensure volume pricing.

Due to scope of project, in order to minimize disruption and ensure safety of residents (secure resident home areas), as well as mitigating negative impacts to Ministry occupancy funding, this project will be completed over 2 phases. Phase 1 will address Maple Lane and Trillium Court.

*Cost of project also includes a 6% project management fee which is being charged to the division by Public Works for project management services.

Start Date: 2022

Completion Date: 2024

Status:

Tangible Capital Asset: No

Capital Budget Initiation: 2019

Program Type: Homes for the Aged

Expenses (000's)	Total	Pre 2021	2021	2022	2023	2024	2025	2026	2027	2028	2029	2030	2031-45
Design	15			15									
Project Management	45				23	23							
Relocation/Renovation Costs	750				375	375							
Total: Expenses	810			15	398	398							

Revenues (000's)	Total	Pre 2021	2021	2022	2023	2024	2025	2026	2027	2028	2029	2030	2031-45
From Program Reserves	810			15	398	398							
Total: Revenues	810			15	398	398							

Net Cost	0	0	0	0	0	0	0	0	0	0	0	0	0
-----------------	----------	----------	----------	----------	----------	----------	----------	----------	----------	----------	----------	----------	----------

Funding Required	0	0	0	0	0	0	0	0	0	0	0	0	0
-------------------------	----------	----------	----------	----------	----------	----------	----------	----------	----------	----------	----------	----------	----------

Operating Budget Impact:	2021	2022	2023 Onward
Costs(Savings) (000's)			
Staffing Impacts (F.T.E)			

Project Rating Attributes	Weight	Rating	Weighted Rank
Contractual/Legislated Obligations	46.00	0-0	0.92
Health and Safety	16.00	0-0	0.64
Operating Budget/Financial Impact	9.00	0-0	0.72
Strategic Direction (Dominant Project Theme)	29.00	0-1	0.29
Total			2.57

Outside Boards & Agencies

**City of Hamilton
2021 - 2030 Capital Budget
Departmental Summary (000's)**

	2021		2022		2023		2024		4 Year		10 Year	
	Gross	Net	Gross	Net	Gross	Net	Gross	Net	Gross	Net	Gross	Net
<u>Outside Boards & Agencies</u>												
<i>Included in the Financing Plan</i>												
CityHousing Hamilton	500	500	500	500	500	500	500	500	2,000	2,000	4,500	4,500
H.C.A. & Westfield Heritage Village	2,000	2,000	2,000	2,000	2,000	2,000	2,000	2,000	8,000	8,000	16,000	16,000
Hamilton Beach Rescue (HBRU)	70	-	70	-	70	-	70	-	280	-	560	-
Hamilton Public Library	1,000	-	-	-	-	-	-	-	1,000	-	1,000	-
Police Services	2,792	1,540	1,907	1,625	1,400	1,400	1,400	1,400	7,499	5,965	7,499	5,965
Total:	6,362	4,040	4,477	4,125	3,970	3,900	3,970	3,900	18,779	15,965	29,559	26,465
<i>Not Included in the Financing Plan</i>												
Police Services	8,000	-	-	-	-	-	-	-	8,000	-	8,000	-
Total:	8,000	-	-	-	-	-	-	-	8,000	-	8,000	-
<i>Beginning in Future Years</i>												
Hamilton Public Library	-	-	5,500	2,854	550	-	17,000	12,087	23,050	14,941	42,550	22,024
Police Services	-	-	-	-	-	-	-	-	-	-	1,300	1,300
Total:	-	-	5,500	2,854	550	-	17,000	12,087	23,050	14,941	43,850	23,324
Total: Outside Boards & Agencies	14,362	4,040	9,977	6,979	4,520	3,900	20,970	15,987	49,829	30,906	81,409	49,789
Total: All Departments	14,362	4,040	9,977	6,979	4,520	3,900	20,970	15,987	49,829	30,906	81,409	49,789

CityHousing Hamilton

**City of Hamilton
2021 - 2030 Capital Budget
Ten Year Included, Not Included, Future Project Summary (000's)**

Ward	Project	Pre 2021		2021		2022		2023		2024		2025 to 2030		Total Project		Start Year	End Year	
		Gross	Net	Gross	Net	Gross	Net	Gross	Net	Gross	Net	Gross	Net	Gross	Net			
<u>CityHousing Hamilton</u>																		
<i>Included in the Financing Plan</i>																		
City Wide	6182141602	City Housing Contribution	-	-	500	500	500	500	500	500	500	500	2,500	2,500	4,500	4,500	2021	Ongoing
		Total:	-	-	500	500	500	500	500	500	500	500	2,500	2,500	4,500	4,500		
		Total: CityHousing Hamilton	-	-	500	500	500	500	500	500	500	500	2,500	2,500	4,500	4,500		
		Total: All Departments	-	-	500	500	500	500	500	500	500	500	2,500	2,500	4,500	4,500		

**CITY OF HAMILTON
2021-2045 CAPITAL BUDGET PROJECT DETAIL SHEET**

Division/Department: CityHousing Hamilton - Outside Boards & Agencies **Project ID:** 6182141602 **Category:** Restorations
Project Name: City Housing Contribution **Ward(s):** City Wide

Objective:
 City of Hamilton's contribution towards CityHousing's renovations and upgrades.

Start Date: 2021
Completion Date: Ongoing
Status: Recommended (funded)
Tangible Capital Asset: No
Capital Budget Initiation: 2015
Program Type: Buildings

Expenses (000's)	Total	Pre 2021	2021	2022	2023	2024	2025	2026	2027	2028	2029	2030	2031-45
Construction	4,500		500	500	500	500	500	500	500	500	500		
Total: Expenses	4,500		500	500	500	500	500	500	500	500	500		

Net Cost	4,500	0	500	500	500	500	500	500	500	500	500	0	0
-----------------	--------------	----------	------------	------------	------------	------------	------------	------------	------------	------------	------------	----------	----------

Financing Sources (000's)	Total	Pre 2021	2021	2022	2023	2024	2025	2026	2027	2028	2029	2030	2031-45
From Operating Fund	500		500										
Total: Financing Sources	500		500										

Funding Required	4,000	0	0	500	500	500	500	500	500	500	500	0	0
-------------------------	--------------	----------	----------	------------	------------	------------	------------	------------	------------	------------	------------	----------	----------

Operating Budget Impact:	2021	2022	2023 Onward
Costs(Savings) (000's)			
Staffing Impacts (F.T.E)			

Project Rating Attributes	Weight	Rating	Weighted Rank
Contractual/Legislated Obligations	46.00	0-0	
Health and Safety	16.00	0-0	
Operating Budget/Financial Impact	9.00	0-0	
Strategic Direction (Dominant Project Theme)	29.00	0-1	
Total			

H.C.A. & Westfield Heritage Village

**City of Hamilton
2021 - 2030 Capital Budget
Ten Year Included, Not Included, Future Project Summary (000's)**

Ward	Project	Pre 2021		2021		2022		2023		2024		2025 to 2030		Total Project		Start Year	End Year					
		Gross	Net	Gross	Net	Gross	Net	Gross	Net	Gross	Net	Gross	Net	Gross	Net							
<u>H.C.A. & Westfield Heritage Village</u>																						
<i>Included in the Financing Plan</i>																						
City Wide	3802156100																					
				Hamilton Conservation Authority Critical and Safety Projects	-	-	1,850	1,850	1,850	1,850	1,850	1,850	1,850	1,850	1,850	1,850	7,400	7,400	14,800	14,800	2021	Ongoing
City Wide	3802158902			Westfield Heritage Village - Critical and/or Safety Projects	-	-	150	150	150	150	150	150	150	150	150	600	600	1,200	1,200	2021	Ongoing	
		Total:			-	-	2,000	2,000	2,000	2,000	2,000	2,000	2,000	2,000	2,000	8,000	8,000	16,000	16,000			
		Total: H.C.A. & Westfield Heritage Village			-	-	2,000	2,000	2,000	2,000	2,000	2,000	2,000	2,000	2,000	8,000	8,000	16,000	16,000			
		Total: All Departments			-	-	2,000	2,000	2,000	2,000	2,000	2,000	2,000	2,000	2,000	8,000	8,000	16,000	16,000			

**CITY OF HAMILTON
2021-2045 CAPITAL BUDGET PROJECT DETAIL SHEET**

Division/Department: H.C.A. & Westfield Heritage Village - Outside Boards & **Project ID:** 3802156100
Project Name: Hamilton Conservation Authority Critical and Safety Projects

Category: Park Re-Development
Ward(s): City Wide

Objective:
 Hamilton Conservation Authority Critical and Safety Projects.

Start Date: 2021
Completion Date: Ongoing
Status: Recommended (funded)
Tangible Capital Asset: No
Capital Budget Initiation: 2008
Program Type: Conservation Lands

Expenses (000's)	Total	Pre 2021	2021	2022	2023	2024	2025	2026	2027	2028	2029	2030	2031-45
Grants	14,800		1,850	1,850	1,850	1,850	1,850	1,850	1,850	1,850			
Total: Expenses	14,800		1,850	1,850	1,850	1,850	1,850	1,850	1,850	1,850			

Net Cost	14,800	0	1,850	1,850	1,850	1,850	1,850	1,850	1,850	1,850	0	0	0
-----------------	---------------	----------	--------------	--------------	--------------	--------------	--------------	--------------	--------------	--------------	----------	----------	----------

Financing Sources (000's)	Total	Pre 2021	2021	2022	2023	2024	2025	2026	2027	2028	2029	2030	2031-45
From Operating Fund	1,850		1,850										
Total: Financing Sources	1,850		1,850										

Funding Required	12,950	0	0	1,850	1,850	1,850	1,850	1,850	1,850	1,850	0	0	0
-------------------------	---------------	----------	----------	--------------	--------------	--------------	--------------	--------------	--------------	--------------	----------	----------	----------

Operating Budget Impact:	2021	2022	2023 Onward
Costs(Savings) (000's)			
Staffing Impacts (F.T.E)			

Project Rating Attributes	Weight	Rating	Weighted Rank
Contractual/Legislated Obligations	46.00	0-0	
Health and Safety	16.00	0-0	
Operating Budget/Financial Impact	9.00	0-0	
Strategic Direction (Dominant Project Theme)	29.00	0-1	
Total			

**CITY OF HAMILTON
2021-2045 CAPITAL BUDGET PROJECT DETAIL SHEET**

Division/Department: H.C.A. & Westfield Heritage Village - Outside Boards & **Project ID:** 3802158902
Project Name: Westfield Heritage Village - Critical and/or Safety Projects

Category: Heritage Restoration Projects
Ward(s): City Wide

Objective:
 Westfield Heritage Village - Critical and/or Safety Projects.

Start Date: 2021
Completion Date: Ongoing
Status: Recommended (funded)
Tangible Capital Asset: No
Capital Budget Initiation: 2008
Program Type: Heritage Facility

Expenses (000's)	Total	Pre 2021	2021	2022	2023	2024	2025	2026	2027	2028	2029	2030	2031-45
Grants	1,200		150	150	150	150	150	150	150	150			
Total: Expenses	1,200		150	150	150	150	150	150	150	150			

Net Cost	1,200	0	150	150	150	150	150	150	150	150	0	0	0
-----------------	--------------	----------	------------	------------	------------	------------	------------	------------	------------	------------	----------	----------	----------

Financing Sources (000's)	Total	Pre 2021	2021	2022	2023	2024	2025	2026	2027	2028	2029	2030	2031-45
From Operating Fund	150		150										
Total: Financing Sources	150		150										

Funding Required	1,050	0	0	150	150	150	150	150	150	150	0	0	0
-------------------------	--------------	----------	----------	------------	------------	------------	------------	------------	------------	------------	----------	----------	----------

Operating Budget Impact:	2021	2022	2023 Onward
Costs(Savings) (000's)			
Staffing Impacts (F.T.E)			

Project Rating Attributes	Weight	Rating	Weighted Rank
Contractual/Legislated Obligations	46.00	0-0	
Health and Safety	16.00	0-0	
Operating Budget/Financial Impact	9.00	0-0	
Strategic Direction (Dominant Project Theme)	29.00	0-1	
Total			

Hamilton Beach Rescue (HBRU)

**City of Hamilton
2021 - 2030 Capital Budget
Ten Year Included, Not Included, Future Project Summary (000's)**

Ward	Project	Pre 2021		2021		2022		2023		2024		2025 to 2030		Total Project		Start Year	End Year	
		Gross	Net	Gross	Net	Gross	Net	Gross	Net	Gross	Net	Gross	Net	Gross	Net			
<u>Hamilton Beach Rescue (HBRU)</u>																		
<i>Included in the Financing Plan</i>																		
City Wide	2862151700	HBRU Renovations & Equipment Purchases	-	-	70	-	70	-	70	-	70	-	280	-	560	-	2021	Ongoing
		Total:	-	-	70	-	70	-	70	-	70	-	280	-	560	-		
		Total: Hamilton Beach Rescue (HBRU)	-	-	70	-	70	-	70	-	70	-	280	-	560	-		
		Total: All Departments	-	-	70	-	70	-	70	-	70	-	280	-	560	-		

**CITY OF HAMILTON
2021-2045 CAPITAL BUDGET PROJECT DETAIL SHEET**

Division/Department: Hamilton Beach Rescue (HBRU) - Outside Boards & **Project ID:** 2862151700
Project Name: HBRU Renovations & Equipment Purchases

Category: Equipment - New
Ward(s): City Wide

Objective:
 Renovations to HBRU Buildings and Equipment Purchases.

Start Date: 2021
Completion Date: Ongoing
Status: Recommended (funded)
Tangible Capital Asset: No
Capital Budget Initiation: 2014
Program Type: Renovations

This Project is funded from HBRU Reserve, which is replenished from an annual grant.

Expenses (000's)	Total	Pre 2021	2021	2022	2023	2024	2025	2026	2027	2028	2029	2030	2031-45
Other Capital Expenditures	560		70	70	70	70	70	70	70	70			
Total: Expenses	560		70	70	70	70	70	70	70	70			

Revenues (000's)	Total	Pre 2021	2021	2022	2023	2024	2025	2026	2027	2028	2029	2030	2031-45
From Program Reserves	560		70	70	70	70	70	70	70	70			
Total: Revenues	560		70	70	70	70	70	70	70	70			

Net Cost	0	0	0	0	0	0	0	0	0	0	0	0	0
-----------------	----------	----------	----------	----------	----------	----------	----------	----------	----------	----------	----------	----------	----------

Funding Required	0	0	0	0	0	0	0	0	0	0	0	0	0
-------------------------	----------	----------	----------	----------	----------	----------	----------	----------	----------	----------	----------	----------	----------

Operating Budget Impact:	2021	2022	2023 Onward
Costs(Savings) (000's)			
Staffing Impacts (F.T.E)			

Project Rating Attributes	Weight	Rating	Weighted Rank
Contractual/Legislated Obligations	46.00	0-0	
Health and Safety	16.00	0-0	
Operating Budget/Financial Impact	9.00	0-0	
Strategic Direction (Dominant Project Theme)	29.00	0-1	
Total			

Hamilton Public Library

City of Hamilton
2021 - 2030 Capital Budget
Ten Year Included, Not Included, Future Project Summary (000's)

Ward	Project	Pre 2021		2021		2022		2023		2024		2025 to 2030		Total Project		Start Year	End Year
		Gross	Net	Gross	Net	Gross	Net	Gross	Net	Gross	Net	Gross	Net	Gross	Net		
<u>Hamilton Public Library</u>																	
<i>Included in the Financing Plan</i>																	
9	7501741601	Valley Park Library Expansion	8,699	2,838	1,000	-	-	-	-	-	-	-	-	9,699	2,838	2017	2019
Total:			8,699	2,838	1,000	-	-	-	-	-	-	-	-	9,699	2,838		
<i>Beginning in Future Years</i>																	
11	7502141101	Mount Hope Library Expansion	-	-	-	-	5,500	2,854	-	-	-	-	-	5,500	2,854	2021	2022
City Wide	7502351301	New Bookmobile	-	-	-	-	-	-	550	-	-	-	-	550	-	2023	2023
10, 11	7502441001	Winona/ Stoney Creek Library Construction	-	-	-	-	-	-	-	-	-	8,500	349	8,500	349	2024	2025
12	7502741100	Ancaster Expansion	-	-	-	-	-	-	-	-	-	11,000	6,734	11,000	6,734	2026	2027
5	7502841200	East Hamilton Replace & Expand	-	-	-	-	-	-	-	8,500	6,097	-	-	8,500	6,097	2026	2027
3, 4	7503141000	Lower City New/ Expanded Library	-	-	-	-	-	-	-	-	-	-	-	8,500	450	2030	2031
9, 10	7503141100	Downtown Stoney Creek	-	-	-	-	-	-	-	8,500	5,990	-	-	8,500	5,990	2030	2031
9	7503141200	Elfrida Library	-	-	-	-	-	-	-	-	-	-	-	7,000	350		Ongoing
Total:			-	-	-	-	5,500	2,854	550	-	17,000	12,087	19,500	7,083	58,050	22,824	
Total: Hamilton Public Library			8,699	2,838	1,000	-	5,500	2,854	550	-	17,000	12,087	19,500	7,083	67,749	25,662	
Total: All Departments			8,699	2,838	1,000	-	5,500	2,854	550	-	17,000	12,087	19,500	7,083	67,749	25,662	

CITY OF HAMILTON
2021-2045 CAPITAL BUDGET PROJECT DETAIL SHEET

Division/Department: Hamilton Public Library - Outside Boards & Agencies **Project ID:** 7501741601

Category: Expansion Projects

Project Name: Valley Park Library Expansion

Ward(s): 9

Objective:

To construct a new and expanded Valley Park Library on the site of the current Valley Park Community Centre. In 2015 Recreation undertook a feasibility study to include placing a new larger Valley Park Library on the site (Reference to Use, Renovation and Replacement Study, Upper Stoney Creek) (page 155) and converting the library space within the current recreation facility. With the large growth in population on the Stoney Creek Mountain the current 3,100 square foot library is very inadequate. The project more than doubles the size of the Valley Park Library. The Heritage Green Community Trust has contributed a \$1.25m investment in the project to complement DCs, Library Reserve Funding and City Capital Funding.

Start Date: 2017

Completion Date: 2019

Status: Recommended (funded)

Tangible Capital Asset: Yes

Capital Budget Initiation: 2012

Program Type: Library

Expenses (000's)	Total	Pre 2021	2021	2022	2023	2024	2025	2026	2027	2028	2029	2030	2031-45
Construction	8,352	7,352	1,000										
Furniture & Fixtures	1,347	1,347											
Total: Expenses	9,699	8,699	1,000										

Revenues (000's)	Total	Pre 2021	2021	2022	2023	2024	2025	2026	2027	2028	2029	2030	2031-45
Dev Charges - Non Res DEBT	6	6											
Dev Charges - Non-Res-TCA	179	129	50										
Dev Charges - Res DEBT	114	114											
Dev Charges - Res-TCA	3,413	2,463	950										
From Program Reserves	1,900	1,900											
Third Party Billings	1,250	1,250											
Total: Revenues	6,862	5,862	1,000										

Net Cost	2,838	2,838	0	0	0	0	0	0	0	0	0	0	0
-----------------	--------------	--------------	----------	----------	----------	----------	----------	----------	----------	----------	----------	----------	----------

Financing Sources (000's)	Total	Pre 2021	2021	2022	2023	2024	2025	2026	2027	2028	2029	2030	2031-45
Debt Borrowings	1,890	1,890											
From Operating Fund	947	947											
Total: Financing Sources	2,837	2,837											

Funding Required	1	1	0	0	0	0	0	0	0	0	0	0	0
-------------------------	----------	----------	----------	----------	----------	----------	----------	----------	----------	----------	----------	----------	----------

**CITY OF HAMILTON
2021-2045 CAPITAL BUDGET PROJECT DETAIL SHEET**

Division/Department: Hamilton Public Library - Outside Boards & Agencies **Project ID:** 7501741601
Project Name: Valley Park Library Expansion

Category: Expansion Projects
Ward(s): 9

Operating Budget Impact:	2021	2022	2023 Onward
Costs(Savings) (000's)			
Staffing Impacts (F.T.E)			

Project Rating Attributes	Weight	Rating	Weighted Rank
Contractual/Legislated Obligations	46.00	0-0	3.68
Health and Safety	16.00	0-0	0.64
Operating Budget/Financial Impact	9.00	0-0	0.36
Strategic Direction (Dominant Project Theme)	29.00	0-1	0.29
Total			4.97

Comments:

RESERVE FUNDING DETAILS:

106006 Library Collections Reserve \$154,500
106007 Library General Development Reserve \$370,000
106008 Library Major Capital Projects Reserve \$600,000
106013 Library Capital Enhancement Reserve \$725,000
106014 Library Computers & Servers Reserve \$50,000

Police Services

City of Hamilton
2021 - 2030 Capital Budget
Ten Year Included, Not Included, Future Project Summary (000's)

Ward	Project	Pre 2021		2021		2022		2023		2024		2025 to 2030		Total Project		Start Year	End Year	
		Gross	Net	Gross	Net	Gross	Net	Gross	Net	Gross	Net	Gross	Net	Gross	Net			
Police Services																		
<i>Included in the Financing Plan</i>																		
2, 5, 7	3761951812	Hamilton Police Stations- Roof Repairs and HVAC	1,250	1,250	200	200	225	225	-	-	-	-	-	-	1,675	1,675	2019	2022
City Wide	3762051007	Police Personal Issued Portable Radio Replacement	780	780	840	840	1,400	1,400	1,400	1,400	1,400	1,400	-	-	5,820	5,820	2020	2024
3, 4, 5, 9, 10	3762141101	Police Air-Cooled Chiller Replacement - East End	-	-	500	500	-	-	-	-	-	-	-	-	500	500	2021	2021
City Wide	3762151101	Police Glock Program	-	-	422	-	282	-	-	-	-	-	-	-	704	-	2021	2022
City Wide	3762151102	Ice Rescue Equipment	-	-	80	-	-	-	-	-	-	-	-	-	80	-	2021	2021
City Wide	3762151103	Mobile Command Centre	-	-	750	-	-	-	-	-	-	-	-	-	750	-	2021	2021
Total:			2,030	2,030	2,792	1,540	1,907	1,625	1,400	1,400	1,400	1,400	-	-	9,529	7,995		
<i>Not Included in the Financing Plan</i>																		
11, 12, 13, 14, 15	3762041002	Police Station 40 (New Division 4)	-	-	8,000	-	-	-	-	-	-	-	-	-	8,000	-	2025	2025
Total:			-	-	8,000	-	-	-	-	-	-	-	-	-	8,000	-		
<i>Beginning in Future Years</i>																		
11, 12, 13	3762641601	Police Roof Repairs - Mountain Station	-	-	-	-	-	-	-	-	-	-	1,300	1,300	1,300	1,300	2026	2026
Total:			-	-	-	-	-	-	-	-	-	-	1,300	1,300	1,300	1,300		
Total: Police Services			2,030	2,030	10,792	1,540	1,907	1,625	1,400	1,400	1,400	1,400	1,300	1,300	18,829	9,295		
Total: All Departments			2,030	2,030	10,792	1,540	1,907	1,625	1,400	1,400	1,400	1,400	1,300	1,300	18,829	9,295		

**CITY OF HAMILTON
2021-2045 CAPITAL BUDGET PROJECT DETAIL SHEET**

Division/Department: Police Services - Outside Boards & Agencies
Project Name: Hamilton Police Stations- Roof Repairs and HVAC

Project ID: 3761951812

Category: Rehabilitation Project
Ward(s): 2, 5, 7

Objective:
 Lifecycle replacement and rehabilitation of Roof and HVAC at 3 police stations.

Start Date: 2019
Completion Date: 2022
Status: Recommended (funded)
Tangible Capital Asset: No
Capital Budget Initiation: 2019
Program Type: Buildings

Expenses (000's)	Total	Pre 2021	2021	2022	2023	2024	2025	2026	2027	2028	2029	2030	2031-45
Construction	1,675	1,250	200	225									
Total: Expenses	1,675	1,250	200	225									

Net Cost	1,675	1,250	200	225	0	0	0	0	0	0	0	0	0
-----------------	--------------	--------------	------------	------------	----------	----------	----------	----------	----------	----------	----------	----------	----------

Financing Sources (000's)	Total	Pre 2021	2021	2022	2023	2024	2025	2026	2027	2028	2029	2030	2031-45
Debt Borrowings	850	850											
From Operating Fund	600	400	200										
Total: Financing Sources	1,450	1,250	200										

Funding Required	225	0	0	225	0	0	0	0	0	0	0	0	0
-------------------------	------------	----------	----------	------------	----------	----------	----------	----------	----------	----------	----------	----------	----------

Operating Budget Impact:	2021	2022	2023 Onward
Costs(Savings) (000's)			
Staffing Impacts (F.T.E)			

Project Rating Attributes	Weight	Rating	Weighted Rank
Contractual/Legislated Obligations	46.00	0-0	
Health and Safety	16.00	0-0	
Operating Budget/Financial Impact	9.00	0-0	
Strategic Direction (Dominant Project Theme)	29.00	0-1	
Total			

**CITY OF HAMILTON
2021-2045 CAPITAL BUDGET PROJECT DETAIL SHEET**

Division/Department: Police Services - Outside Boards & Agencies

Project ID: 3762041002

Category: Building - New Construction

Project Name: Police Station 40 (New Division 4)

Ward(s): 11, 12, 13, 14, 15

Objective:

Due to current and anticipated population growth in rural areas of the Hamilton Escarpment, there is a need for a new patrol division and the construction of a new station 40. This is identified in the current HPS business plan and is based on current and projected rural population growth in Binbrook, Hamilton Airport/Mount Hope, Ancaster, Dundas, Waterdown, and Flamborough. Division 3 currently covers the largest geographic area in the City of Hamilton. It stretches from the borders of Halton Region, Wellington County, Brant County, Haldimond Region to Stoney Creek mountain. The dramatic increase in call for service combined with immense geographic area of coverage makes it a tremendous challenge to meet acceptable response time.

Start Date: 2025
Completion Date: 2025
Status: In-Year Approval
Tangible Capital Asset: Yes
Capital Budget Initiation: 2014
Program Type: Buildings

Expenses (000's)	Total	Pre 2021	2021	2022	2023	2024	2025	2026	2027	2028	2029	2030	2031-45
Construction	6,504		6,504										
Equipment	1,496		1,496										
Total: Expenses	8,000		8,000										

Revenues (000's)	Total	Pre 2021	2021	2022	2023	2024	2025	2026	2027	2028	2029	2030	2031-45
Dev Charges - Non Res DEBT	3,040		3,040										
Dev Charges - Res DEBT	4,960		4,960										
Total: Revenues	8,000		8,000										

Net Cost	0	0	0	0	0	0	0	0	0	0	0	0	0
-----------------	----------	----------	----------	----------	----------	----------	----------	----------	----------	----------	----------	----------	----------

Funding Required	0	0	0	0	0	0	0	0	0	0	0	0	0
-------------------------	----------	----------	----------	----------	----------	----------	----------	----------	----------	----------	----------	----------	----------

Operating Budget Impact:	2021	2022	2023 Onward
Costs(Savings) (000's)	935.0		
Staffing Impacts (F.T.E)	.5		

Project Rating Attributes	Weight	Rating	Weighted Rank
Contractual/Legislated Obligations	46.00	0-0	
Health and Safety	16.00	0-0	
Operating Budget/Financial Impact	9.00	0-0	
Strategic Direction (Dominant Project Theme)	29.00	0-1	
Total			

Comments:

Report FCS20061 reflects revised financing strategy of DC Debt for reduced station size in coordination with Hamilton Fire in 2020 vs 2025. DC notes and Project Description to be revised. OICs to be reviewed/approved via Police Board. Scaled down station may mean reduced costs.

**CITY OF HAMILTON
2021-2045 CAPITAL BUDGET PROJECT DETAIL SHEET**

Division/Department: Police Services - Outside Boards & Agencies **Project ID:** 3762051007 **Category:** Annual Projects
Project Name: Police Personal Issued Portable Radio Replacement **Ward(s):** City Wide

Objective:
 Our current supplier has notified its customers 2019 will mark the end of support for the XTS 2500 series portable radios, the model used by HPS personal issued radios for the last 10 years. These units have an expected useful life of 10 years.

Start Date: 2020
Completion Date: 2024
Status: Recommended (funded)
Tangible Capital Asset: No
Capital Budget Initiation: 2018
Program Type: Communication

Expenses (000's)	Total	Pre 2021	2021	2022	2023	2024	2025	2026	2027	2028	2029	2030	2031-45
Equipment	5,820	780	840	1,400	1,400	1,400							
Total: Expenses	5,820	780	840	1,400	1,400	1,400							

Net Cost	5,820	780	840	1,400	1,400	1,400	0	0	0	0	0	0	0
-----------------	--------------	------------	------------	--------------	--------------	--------------	----------	----------	----------	----------	----------	----------	----------

Financing Sources (000's)	Total	Pre 2021	2021	2022	2023	2024	2025	2026	2027	2028	2029	2030	2031-45
From Operating Fund	1,320	480	840										
Total: Financing Sources	1,320	480	840										

Funding Required	4,500	300	0	1,400	1,400	1,400	0	0	0	0	0	0	0
-------------------------	--------------	------------	----------	--------------	--------------	--------------	----------	----------	----------	----------	----------	----------	----------

Operating Budget Impact:	2021	2022	2023 Onward
Costs(Savings) (000's)			
Staffing Impacts (F.T.E)			

Project Rating Attributes	Weight	Rating	Weighted Rank
Contractual/Legislated Obligations	46.00	0-0	
Health and Safety	16.00	0-0	
Operating Budget/Financial Impact	9.00	0-0	
Strategic Direction (Dominant Project Theme)	29.00	0-1	
Total			

**CITY OF HAMILTON
2021-2045 CAPITAL BUDGET PROJECT DETAIL SHEET**

Division/Department: Police Services - Outside Boards & Agencies **Project ID:** 3762141101 **Category:** Equipment Replacement
Project Name: Police Air-Cooled Chiller Replacement - East End **Ward(s):** 3, 4, 5, 9, 10

Objective:
 As part of the Stantec's Facilities Condition Report, the chiller system will need to be replaced as it has surpassed its useful life. Three out of the eight compressors have already failed and a complete replacement is required. It is recommended that this dated system be replaced with more energy efficient centralized chiller. The replacement will result in substantial reduction of energy costs and future maintenance costs, resulting in return on investment of approximately 4 years.

Start Date: 2021
Completion Date: 2021
Status: Recommended (funded)
Tangible Capital Asset: Yes
Capital Budget Initiation: 2019
Program Type: Replacement Program

Expenses (000's)	Total	Pre 2021	2021	2022	2023	2024	2025	2026	2027	2028	2029	2030	2031-45
Equipment	500		500										
Total: Expenses	500		500										

Net Cost	500	0	500	0	0	0	0	0	0	0	0	0	0
-----------------	------------	----------	------------	----------	----------	----------	----------	----------	----------	----------	----------	----------	----------

Financing Sources (000's)	Total	Pre 2021	2021	2022	2023	2024	2025	2026	2027	2028	2029	2030	2031-45
From Operating Fund	500		500										
Total: Financing Sources	500		500										

Funding Required	0	0	0	0	0	0	0	0	0	0	0	0	0
-------------------------	----------	----------	----------	----------	----------	----------	----------	----------	----------	----------	----------	----------	----------

Operating Budget Impact:	2021	2022	2023 Onward
Costs(Savings) (000's)			
Staffing Impacts (F.T.E)			

Project Rating Attributes	Weight	Rating	Weighted Rank
Contractual/Legislated Obligations	46.00	0-0	
Health and Safety	16.00	0-0	
Operating Budget/Financial Impact	9.00	0-0	
Strategic Direction (Dominant Project Theme)	29.00	0-1	
Total			

**CITY OF HAMILTON
2021-2045 CAPITAL BUDGET PROJECT DETAIL SHEET**

Division/Department: Police Services - Outside Boards & Agencies

Project ID: 3762151101

Category: Equipment Replacement

Project Name: Police Glock Program

Ward(s): City Wide

Objective:

The HPS is transitioning to a Glock Platform in order to be in-line with the transition identified within the Province. A large number of Police and Military services use or are transitioning to the Glock Platform, which is a standard round for a number of agencies such as NATO, the Canadian Armed Forces, the RCMP and the FBI. This is a two-year replacement plan.

Start Date: 2021

Completion Date: 2022

Status: Recommended (funded)

Tangible Capital Asset: Yes

Capital Budget Initiation: 2019

Program Type: Replacement Program

Expenses (000's)	Total	Pre 2021	2021	2022	2023	2024	2025	2026	2027	2028	2029	2030	2031-45
Equipment	704		422	282									
Total: Expenses	704		422	282									

Revenues (000's)	Total	Pre 2021	2021	2022	2023	2024	2025	2026	2027	2028	2029	2030	2031-45
From Program Reserves	704		422	282									
Total: Revenues	704		422	282									

Net Cost	0	0	0	0	0	0	0	0	0	0	0	0	0
-----------------	----------	----------	----------	----------	----------	----------	----------	----------	----------	----------	----------	----------	----------

Funding Required	0	0	0	0	0	0	0	0	0	0	0	0	0
-------------------------	----------	----------	----------	----------	----------	----------	----------	----------	----------	----------	----------	----------	----------

Operating Budget Impact:	2021	2022	2023 Onward
Costs(Savings) (000's)			
Staffing Impacts (F.T.E)			

Project Rating Attributes	Weight	Rating	Weighted Rank
Contractual/Legislated Obligations	46.00	0-0	
Health and Safety	16.00	0-0	
Operating Budget/Financial Impact	9.00	0-0	
Strategic Direction (Dominant Project Theme)	29.00	0-1	
Total			

Comments:

JD - Funding from 110065 is a placeholder. Police is approving a capital levy via their 2021/2022 operating budgets which will fund the amounts represented by these reserve contributions. Process of whether funding will be via a reserve transfer is to be determined.

**CITY OF HAMILTON
2021-2045 CAPITAL BUDGET PROJECT DETAIL SHEET**

Division/Department: Police Services - Outside Boards & Agencies

Project ID: 3762151102

Category: Vehicles-New

Project Name: Ice Rescue Equipment

Ward(s): City Wide

Objective:

With the Waterfront renewal at the Harbour, there is growth and increased popularity of recreational ice usage. The City of Hamilton also has a number of conservation areas with bodies of water that are used in winter months. During the winter months ice rescue is performed by the Service's Marine Unit. The Marine Unit is responsible for all bodies of water within the City of Hamilton. The necessity to respond rapidly and appropriately is needed. To optimize the Service's ability to meet these requirements the Marine Unit would require a vessel/vehicle capable of readily deploying covering both water and land terrain. The best suited tool that meets these requirements is a two or three person hovercraft. The vehicle is able to travel on land, water and ice and has the ability to reach speeds that allow officers to access victims in a timely fashion. In addition, it would be a valuable tool for ground search and rescue.

Start Date: 2021

Completion Date: 2021

Status: Recommended (funded)

Tangible Capital Asset: Yes

Capital Budget Initiation: 2018

Program Type: Vehicles

Expenses (000's)	Total	Pre 2021	2021	2022	2023	2024	2025	2026	2027	2028	2029	2030	2031-45
Equipment	80		80										
Total: Expenses	80		80										

Revenues (000's)	Total	Pre 2021	2021	2022	2023	2024	2025	2026	2027	2028	2029	2030	2031-45
From Program Reserves	80		80										
Total: Revenues	80		80										

Net Cost	0	0	0	0	0	0	0	0	0	0	0	0	0
-----------------	----------	----------	----------	----------	----------	----------	----------	----------	----------	----------	----------	----------	----------

Funding Required	0	0	0	0	0	0	0	0	0	0	0	0	0
-------------------------	----------	----------	----------	----------	----------	----------	----------	----------	----------	----------	----------	----------	----------

Operating Budget Impact:	2021	2022	2023 Onward
Costs(Savings) (000's)			
Staffing Impacts (F.T.E)			

Project Rating Attributes	Weight	Rating	Weighted Rank
Contractual/Legislated Obligations	46.00	0-0	
Health and Safety	16.00	0-0	
Operating Budget/Financial Impact	9.00	0-0	
Strategic Direction (Dominant Project Theme)	29.00	0-1	
Total			

CITY OF HAMILTON
2021-2045 CAPITAL BUDGET PROJECT DETAIL SHEET

Division/Department: Police Services - Outside Boards & Agencies

Project ID: 3762151103

Category: Vehicles-Replacement

Project Name: Mobile Command Centre

Ward(s): City Wide

Objective:

Due to the population growth in the City, as well as an increase in special events, a new Mobile Command Centre is needed as the older vehicle is insufficient in size and does not meet the demand. The new Command Centre will be used for large-scale incidents that require extended time demand (those requiring a number of officers and public-service agencies), including hostage situations, active shooter calls, mass-casualty incidents, task-force operations, major homicide and missing persons investigations. Mobile Command also requires specialized equipment, TV monitors, tactical gear and supplies. It is to be used as a centralized place for agency officials to meet/talk on scene (EMS, Hydro, Gas, Fire Marshall, etc.), and is the hub for managing major events at the actual scene.

Start Date: 2021

Completion Date: 2021

Status: Recommended (funded)

Tangible Capital Asset: No

Capital Budget Initiation: 2014

Program Type: Vehicles

Expenses (000's)	Total	Pre 2021	2021	2022	2023	2024	2025	2026	2027	2028	2029	2030	2031-45
Vehicle Purchases	750		750										
Total: Expenses	750		750										

Revenues (000's)	Total	Pre 2021	2021	2022	2023	2024	2025	2026	2027	2028	2029	2030	2031-45
Dev Charges - Non Res DEBT	180		180										
Dev Charges - Res DEBT	294		294										
From Program Reserves	276		276										
Total: Revenues	750		750										

Net Cost	0	0	0	0	0	0	0	0	0	0	0	0	0
-----------------	----------	----------	----------	----------	----------	----------	----------	----------	----------	----------	----------	----------	----------

Funding Required	0	0	0	0	0	0	0	0	0	0	0	0	0
-------------------------	----------	----------	----------	----------	----------	----------	----------	----------	----------	----------	----------	----------	----------

Operating Budget Impact:	2021	2022	2023 Onward
Costs(Savings) (000's)			
Staffing Impacts (F.T.E)			

Project Rating Attributes	Weight	Rating	Weighted Rank
Contractual/Legislated Obligations	46.00	0-0	
Health and Safety	16.00	0-0	
Operating Budget/Financial Impact	9.00	0-0	
Strategic Direction (Dominant Project Theme)	29.00	0-1	
Total			

Planning & Economic Development

**City of Hamilton
2021 - 2030 Capital Budget
Departmental Summary (000's)**

	2021		2022		2023		2024		4 Year		10 Year	
	Gross	Net	Gross	Net	Gross	Net	Gross	Net	Gross	Net	Gross	Net
<u>Planning & Economic Development</u>												
<i>Included in the Financing Plan</i>												
Commercial Districts and Small Business	2,210	2,210	2,210	2,210	2,210	2,210	2,210	2,210	8,840	8,840	22,100	22,100
Economic Development	2,900	2,000	2,900	2,900	2,900	2,900	2,900	2,900	11,600	10,700	29,000	28,100
Growth Management	3,000	-	3,000	-	3,000	-	3,000	-	12,000	-	24,000	-
Parking Services	2,227	-	800	-	800	-	850	-	4,677	-	5,127	-
Planning Services	1,055	639	960	589	845	526	-	-	2,860	1,754	2,860	1,754
Tourism & Culture	2,277	1,702	1,127	1,127	900	900	425	425	4,729	4,154	4,729	4,154
Total:	13,669	6,551	10,997	6,826	10,655	6,536	9,385	5,535	44,706	25,448	87,816	56,108
<i>Not Included in the Financing Plan</i>												
Tourism & Culture	256	-	1,095	-	1,813	-	1,256	-	4,420	-	4,520	-
Total:	256	-	1,095	-	1,813	-	1,256	-	4,420	-	4,520	-
<i>Beginning in Future Years</i>												
Planning Services	-	-	875	875	377	377	378	378	1,630	1,630	3,935	3,935
Tourism & Culture	-	-	1,100	1,100	2,690	2,690	2,490	2,490	6,280	6,280	15,970	15,970
Total:	-	-	1,975	1,975	3,067	3,067	2,868	2,868	7,910	7,910	19,905	19,905
Total: Planning & Economic Development	13,925	6,551	14,067	8,801	15,535	9,603	13,509	8,403	57,036	33,358	112,241	76,013
Total: All Departments	13,925	6,551	14,067	8,801	15,535	9,603	13,509	8,403	57,036	33,358	112,241	76,013

Commercial District and Small Business

City of Hamilton
2021 - 2030 Capital Budget
Ten Year Included, Not Included, Future Project Summary (000's)

Ward	Project	Pre 2021		2021		2022		2023		2024		2025 to 2030		Total Project		Start Year	End Year	
		Gross	Net	Gross	Net	Gross	Net	Gross	Net	Gross	Net	Gross	Net	Gross	Net			
Commercial Districts and Small Business																		
<i>Included in the Financing Plan</i>																		
City Wide	3621708002	Brownfield Development	1,200	1,200	401	401	401	401	401	401	401	401	2,406	2,406	11,225	11,225	2021	Ongoing
City Wide	8201641800	Heritage Property Improvement Grants	1,857	1,457	135	135	135	135	135	135	135	135	810	810	5,232	4,832	2021	Ongoing
City Wide	8201703100	Office Tenancy Assistance Program	157	50	55	55	55	55	55	55	55	55	330	330	1,532	1,425	2020	Ongoing
2, 3, 4	8201703700	Barton/Kenilworth Commercial Corridor Building Improvement Grant Program	1,855	1,855	470	470	470	470	470	470	470	470	2,820	2,820	13,605	13,605	2021	Ongoing
2, 3, 4	8201703701	Barton and Kenilworth Rebate of Planning and Building Fees	480	480	40	40	40	40	40	40	40	40	240	240	1,480	1,480	2021	Ongoing
City Wide	8201703703	(BIA) Commercial Property Improvement Grant Program	1,688	1,688	417	417	417	417	417	417	417	417	2,502	2,502	12,113	12,113	2021	Ongoing
City Wide	8201703704	Commercial Property Improvement Grant Program	1,152	1,152	468	468	468	468	468	468	468	468	2,808	2,808	12,852	12,852	2021	Ongoing
City Wide	8201703706	Community Downtowns and BIAs	1,873	157	224	224	224	224	224	224	224	224	1,344	1,344	7,473	5,757	2021	Ongoing
Total:			10,262	8,039	2,210	2,210	2,210	2,210	2,210	2,210	2,210	2,210	13,260	13,260	65,512	63,289		
Total: Commercial Districts and Small Business			10,262	8,039	2,210	2,210	2,210	2,210	2,210	2,210	2,210	2,210	13,260	13,260	65,512	63,289		
Total: All Departments			10,262	8,039	2,210	2,210	2,210	2,210	2,210	2,210	2,210	2,210	13,260	13,260	65,512	63,289		

**CITY OF HAMILTON
2021-2045 CAPITAL BUDGET PROJECT DETAIL SHEET**

Division/Department: Commercial Districts and Small Business - Planning & **Project ID:** 3621708002
Project Name: Brownfield Development

Category: Grants
Ward(s): City Wide

Objective:
 This Program offers matching grants to pay for up to one-half of the cost of a Phase II and/or Phase III Environmental Site Assessment (Remediation Action Plan). The maximum City contribution per study is \$20,000 to a maximum of two studies and \$35,000 per property/project. The program is designed to encourage and promote brownfield redevelopment. This step is necessary for owner/developer to address the remediation and move to the next step in the redevelopment.

Start Date: 2021
Completion Date: Ongoing
Status: Block
Tangible Capital Asset: No
Capital Budget Initiation: 2017
Program Type: Plans/Studies

Expenses (000's)	Total	Pre 2021	2021	2022	2023	2024	2025	2026	2027	2028	2029	2030	2031-45
Grants	11,225	1,200	401	401	401	401	401	401	401	401	401	401	6,015
Total: Expenses	11,225	1,200	401	401	401	401	401	401	401	401	401	401	6,015
Net Cost	11,225	1,200	401	401	401	401	401	401	401	401	401	401	6,015
Financing Sources (000's)	Total	Pre 2021	2021	2022	2023	2024	2025	2026	2027	2028	2029	2030	2031-45
From Operating Fund	1,601	1,200	401										
Total: Financing Sources	1,601	1,200	401										
Funding Required	9,624	0	0	401	401	401	401	401	401	401	401	401	6,015

Operating Budget Impact:	2021	2022	2023 Onward
Costs(Savings) (000's)			
Staffing Impacts (F.T.E)			

Project Rating Attributes	Weight	Rating	Weighted Rank
Contractual/Legislated Obligations	46.00	0-0	
Health and Safety	16.00	0-0	1.28
Operating Budget/Financial Impact	9.00	0-0	0.90
Strategic Direction (Dominant Project Theme)	29.00	0-1	0.29
Total			2.47

CITY OF HAMILTON
2021-2045 CAPITAL BUDGET PROJECT DETAIL SHEET

Division/Department: Commercial Districts and Small Business - Planning & **Project ID:** 8201641800

Category: Grants

Project Name: Heritage Property Improvement Grants

Ward(s): City Wide

Objective:

This Program offers a grant for structural/stability work required to conserve and restore heritage features of properties, the conservation of and restoration of heritage features of properties and, for heritage studies/reports/assessments for properties that are designated under Parts IV and V of the Ontario Heritage Act. Eligible properties must be located within Downtown Hamilton, the Mount Hope/Airport Gateway, an active* Business Improvement Area within the City of Hamilton; Commercial Corridors as identified in the Downtown and Community Renewal Community Improvement Project Area; or, be designated under Parts IV or V of the Ontario Heritage Act and located within the lower city between Highway 403 and the Red Hill Valley Parkway and used for commercial, institutional, industrial or multi-residential purposes.

Start Date: 2021

Completion Date: Ongoing

Status: Block

Tangible Capital Asset: No

Capital Budget Initiation: 2012

Program Type: Renovations

Expenses (000's)	Total	Pre 2021	2021	2022	2023	2024	2025	2026	2027	2028	2029	2030	2031-45
Grants	5,232	1,857	135	135	135	135	135	135	135	135	135	135	2,025
Total: Expenses	5,232	1,857	135	135	135	135	135	135	135	135	135	135	2,025

Revenues (000's)	Total	Pre 2021	2021	2022	2023	2024	2025	2026	2027	2028	2029	2030	2031-45
From Reserves	400	400											
Total: Revenues	400	400											

Net Cost	4,832	1,457	135	135	135	135	135	135	135	135	135	135	2,025
-----------------	--------------	--------------	------------	------------	------------	------------	------------	------------	------------	------------	------------	------------	--------------

Financing Sources (000's)	Total	Pre 2021	2021	2022	2023	2024	2025	2026	2027	2028	2029	2030	2031-45
From Operating Fund	1,592	1,457	135										
Total: Financing Sources	1,592	1,457	135										

Funding Required	3,240	0	0	135	135	135	135	135	135	135	135	135	2,025
-------------------------	--------------	----------	----------	------------	------------	------------	------------	------------	------------	------------	------------	------------	--------------

Operating Budget Impact:	2021	2022	2023 Onward
Costs(Savings) (000's)			
Staffing Impacts (F.T.E)			

Project Rating Attributes	Weight	Rating	Weighted Rank
Contractual/Legislated Obligations	46.00	0-0	
Health and Safety	16.00	0-0	
Operating Budget/Financial Impact	9.00	0-0	0.90
Strategic Direction (Dominant Project Theme)	29.00	0-1	0.29
Total			1.19

CITY OF HAMILTON
2021-2045 CAPITAL BUDGET PROJECT DETAIL SHEET

Division/Department: Commercial Districts and Small Business - Planning & **Project ID:** 8201703100

Category: Renovation Project

Project Name: Office Tenancy Assistance Program

Ward(s): City Wide

Objective:

This Program offers financial assistance in the form of a no-interest loan to either building owners or tenants for eligible leasehold improvements to office buildings located within Downtown Hamilton, Community Downtowns, the Mount Hope / Airport Gateway, Business Improvement Areas (BIAs) and the commercial corridors along Barton Street, east of the Barton Village BIA and along Kenilworth Avenue North as identified in the Downtown and Community Renewal Community Improvement Project Area By-law. City Council, at its sole discretion, has the option at the time of initially approving a loan commitment, of providing a grant or forgivable loan rather than a loan when an applicant is a not-for-profit publicly-funded educational establishment establishing its presence in the Downtown Hamilton. These funds are to pay for interest costs related to the loans as well as marketing.

Start Date: 2020
Completion Date: Ongoing
Status: Block
Tangible Capital Asset: No
Capital Budget Initiation: 2010
Program Type: Renovations

Expenses (000's)	Total	Pre 2021	2021	2022	2023	2024	2025	2026	2027	2028	2029	2030	2031-45
Grants	1,532	157	55	55	55	55	55	55	55	55	55	55	825
Total: Expenses	1,532	157	55	55	55	55	55	55	55	55	55	55	825

Revenues (000's)	Total	Pre 2021	2021	2022	2023	2024	2025	2026	2027	2028	2029	2030	2031-45
Other Revenues - External	25	25											
W.I.P. Interest	82	82											
Total: Revenues	107	107											

Net Cost	1,425	50	55	55	55	55	55	55	55	55	55	55	825
-----------------	--------------	-----------	-----------	-----------	-----------	-----------	-----------	-----------	-----------	-----------	-----------	-----------	------------

Financing Sources (000's)	Total	Pre 2021	2021	2022	2023	2024	2025	2026	2027	2028	2029	2030	2031-45
From Operating Fund	105	50	55										
Total: Financing Sources	105	50	55										

Funding Required	1,320	0	0	55	55	55	55	55	55	55	55	55	825
-------------------------	--------------	----------	----------	-----------	-----------	-----------	-----------	-----------	-----------	-----------	-----------	-----------	------------

Operating Budget Impact:	2021	2022	2023 Onward
Costs(Savings) (000's)			
Staffing Impacts (F.T.E)			

Project Rating Attributes	Weight	Rating	Weighted Rank
Contractual/Legislated Obligations	46.00	0-0	
Health and Safety	16.00	0-0	
Operating Budget/Financial Impact	9.00	0-0	0.90
Strategic Direction (Dominant Project Theme)	29.00	0-1	0.29
Total			1.19

CITY OF HAMILTON
2021-2045 CAPITAL BUDGET PROJECT DETAIL SHEET

Division/Department: Commercial Districts and Small Business - Planning & **Project ID:** 8201703700

Category: Grants

Project Name: Barton/Kenilworth Commercial Corridor Building Improvement Grant Program

Ward(s): 2, 3, 4

Objective:

The Barton/Kenilworth Commercial Corridor Building Grant Program offers matching grants to support development of property and the maintenance, functionality, viability, accessibility and aesthetics of existing building stock used for commercial, multi-residential and institutional uses within the boundaries of the Barton Village Business Improvement Area, the Barton and Kenilworth commercial corridors and the properties that front on Barton Street between James Street North and Victoria Avenue North as identified in the Downtown and Community Renewal Community Improvement Project Area. The Program supports the Barton and Kenilworth Commercial Corridors Final Recommendations Report received by City Council at its meeting held September 10, 2014.

Start Date: 2021

Completion Date: Ongoing

Status: Block

Tangible Capital Asset: No

Capital Budget Initiation: 2016

Program Type: Renovations

Expenses (000's)	Total	Pre 2021	2021	2022	2023	2024	2025	2026	2027	2028	2029	2030	2031-45
Grants	13,605	1,855	470	470	470	470	470	470	470	470	470	470	7,050
Total: Expenses	13,605	1,855	470	470	470	470	470	470	470	470	470	470	7,050

Net Cost	13,605	1,855	470	470	470	470	470	470	470	470	470	470	7,050
-----------------	---------------	--------------	------------	------------	------------	------------	------------	------------	------------	------------	------------	------------	--------------

Financing Sources (000's)	Total	Pre 2021	2021	2022	2023	2024	2025	2026	2027	2028	2029	2030	2031-45
From Operating Fund	2,325	1,855	470										
Total: Financing Sources	2,325	1,855	470										

Funding Required	11,280	0	0	470	470	470	470	470	470	470	470	470	7,050
-------------------------	---------------	----------	----------	------------	------------	------------	------------	------------	------------	------------	------------	------------	--------------

Operating Budget Impact:	2021	2022	2023 Onward
Costs(Savings) (000's)			
Staffing Impacts (F.T.E)			

Project Rating Attributes	Weight	Rating	Weighted Rank
Contractual/Legislated Obligations	46.00	0-0	
Health and Safety	16.00	0-0	0.32
Operating Budget/Financial Impact	9.00	0-0	0.90
Strategic Direction (Dominant Project Theme)	29.00	0-1	0.29
Total			1.51

CITY OF HAMILTON
2021-2045 CAPITAL BUDGET PROJECT DETAIL SHEET

Division/Department: Commercial Districts and Small Business - Planning & **Project ID:** 8201703701

Category: Grants

Project Name: Barton and Kenilworth Rebate of Planning and Building Fees

Ward(s): 2, 3, 4

Objective:

The Barton and Kenilworth Planning and Building Fees Rebate Program offers a rebate for certain planning and building applications issued within the boundaries of the Barton Village BIA, the Barton Street East and Kenilworth Avenue North commercial corridors, and properties that front on Barton Street East between James Street North and Victoria Avenue North as identified in the CIPA. The Rebate Program supports the Barton and Kenilworth Commercial Corridors Final Recommendations Report received by City Council at its meeting held September 10, 2014.

Start Date: 2021
Completion Date: Ongoing
Status: Block
Tangible Capital Asset: No
Capital Budget Initiation: 2016
Program Type: Renovations

Expenses (000's)	Total	Pre 2021	2021	2022	2023	2024	2025	2026	2027	2028	2029	2030	2031-45
Grants	1,480	480	40	40	40	40	40	40	40	40	40	40	600
Total: Expenses	1,480	480	40	40	40	40	40	40	40	40	40	40	600

Net Cost	1,480	480	40	40	40	40	40	40	40	40	40	40	600
-----------------	--------------	------------	-----------	-----------	-----------	-----------	-----------	-----------	-----------	-----------	-----------	-----------	------------

Financing Sources (000's)	Total	Pre 2021	2021	2022	2023	2024	2025	2026	2027	2028	2029	2030	2031-45
From Operating Fund	520	480	40										
Total: Financing Sources	520	480	40										

Funding Required	960	0	0	40	40	40	40	40	40	40	40	40	600
-------------------------	------------	----------	----------	-----------	-----------	-----------	-----------	-----------	-----------	-----------	-----------	-----------	------------

Operating Budget Impact:	2021	2022	2023 Onward
Costs(Savings) (000's)			
Staffing Impacts (F.T.E)			

Project Rating Attributes	Weight	Rating	Weighted Rank
Contractual/Legislated Obligations	46.00	0-0	
Health and Safety	16.00	0-0	0.32
Operating Budget/Financial Impact	9.00	0-0	0.90
Strategic Direction (Dominant Project Theme)	29.00	0-1	0.29
Total			1.51

**CITY OF HAMILTON
2021-2045 CAPITAL BUDGET PROJECT DETAIL SHEET**

Division/Department: Commercial Districts and Small Business - Planning & **Project ID:** 8201703703
Project Name: (BIA) Commercial Property Improvement Grant Program

Category: Grants
Ward(s): City Wide

Objective:

The Business Improvement Area Commercial Property Improvement Grant Program offers a matching grant for facade improvements, limited internal improvements as well as assisting in creating a barrier-free and accessible environment. The Program is offered to property owners and authorized tenants of commercial properties within active Business Improvement Areas.

Start Date: 2021
Completion Date: Ongoing
Status: Block
Tangible Capital Asset: No
Capital Budget Initiation: 2002
Program Type: Renovations

Expenses (000's)	Total	Pre 2021	2021	2022	2023	2024	2025	2026	2027	2028	2029	2030	2031-45
Grants	12,113	1,688	417	417	417	417	417	417	417	417	417	417	6,255
Total: Expenses	12,113	1,688	417	417	417	417	417	417	417	417	417	417	6,255

Net Cost	12,113	1,688	417	417	417	417	417	417	417	417	417	417	6,255
-----------------	---------------	--------------	------------	------------	------------	------------	------------	------------	------------	------------	------------	------------	--------------

Financing Sources (000's)	Total	Pre 2021	2021	2022	2023	2024	2025	2026	2027	2028	2029	2030	2031-45
From Operating Fund	1,229	812	417										
Total: Financing Sources	1,229	812	417										

Funding Required	10,884	876	0	417	417	417	417	417	417	417	417	417	6,255
-------------------------	---------------	------------	----------	------------	------------	------------	------------	------------	------------	------------	------------	------------	--------------

Operating Budget Impact:	2021	2022	2023 Onward
Costs(Savings) (000's)			
Staffing Impacts (F.T.E)			

Project Rating Attributes	Weight	Rating	Weighted Rank
Contractual/Legislated Obligations	46.00	0-0	
Health and Safety	16.00	0-0	
Operating Budget/Financial Impact	9.00	0-0	0.90
Strategic Direction (Dominant Project Theme)	29.00	0-1	0.29
Total			1.19

CITY OF HAMILTON
2021-2045 CAPITAL BUDGET PROJECT DETAIL SHEET

Division/Department: Commercial Districts and Small Business - Planning & **Project ID:** 8201703704

Category: Grants

Project Name: Commercial Property Improvement Grant Program

Ward(s): City Wide

Objective:

The Commercial Property Improvement Grant Program offers a matching grant for façade improvements, limited internal improvements as well as assisting in creating a barrier-free and accessible environment. The program is offered to property owners and authorized tenants of commercial properties within Downtown Hamilton, Community Downtowns, the Mount Hope/Airport Gateway and the commercial corridors as identified in the Downtown and Community Renewal Community Improvement Plan. The program aims to improve upon the physical appearance of properties and encourage investment in the area. Spurring the preservation, revitalization and reinvestment of commercial properties within these areas will assist in creating a welcoming environment for people to live, work, play and learn.

Start Date: 2021

Completion Date: Ongoing

Status: Block

Tangible Capital Asset: No

Capital Budget Initiation: 2012

Program Type: Renovations

Expenses (000's)	Total	Pre 2021	2021	2022	2023	2024	2025	2026	2027	2028	2029	2030	2031-45
Grants	12,852	1,152	468	468	468	468	468	468	468	468	468	468	7,020
Total: Expenses	12,852	1,152	468	468	468	468	468	468	468	468	468	468	7,020

Net Cost	12,852	1,152	468	468	468	468	468	468	468	468	468	468	7,020
-----------------	---------------	--------------	------------	------------	------------	------------	------------	------------	------------	------------	------------	------------	--------------

Financing Sources (000's)	Total	Pre 2021	2021	2022	2023	2024	2025	2026	2027	2028	2029	2030	2031-45
From Operating Fund	1,620	1,152	468										
Total: Financing Sources	1,620	1,152	468										

Funding Required	11,232	0	0	468	468	468	468	468	468	468	468	468	7,020
-------------------------	---------------	----------	----------	------------	------------	------------	------------	------------	------------	------------	------------	------------	--------------

Operating Budget Impact:	2021	2022	2023 Onward
Costs(Savings) (000's)			
Staffing Impacts (F.T.E)			

Project Rating Attributes	Weight	Rating	Weighted Rank
Contractual/Legislated Obligations	46.00	0-0	
Health and Safety	16.00	0-0	
Operating Budget/Financial Impact	9.00	0-0	0.90
Strategic Direction (Dominant Project Theme)	29.00	0-1	0.29
Total			1.19

**CITY OF HAMILTON
2021-2045 CAPITAL BUDGET PROJECT DETAIL SHEET**

Division/Department: Commercial Districts and Small Business - Planning & **Project ID:** 8201703706

Category: Grants

Project Name: Community Downtowns and BIAs

Ward(s): City Wide

Objective:

Continuing initiatives which will assist in strengthening the economic activity and beautifying the public road allowance within the Community Downtowns and Business Improvement Areas: Upgrades within Business Improvement Areas and Community Downtowns \$63K; Commercial market assessments for Business Improvement Areas \$30K; Business Improvement Area branding \$30K, Commercial Corridors, BIAs, and Downtowns digital mapping of services/website expansion \$20K; digital mapping of office space \$20K; Miscellaneous improvements in BIAs and Community Downtowns \$61K.

Start Date: 2021
Completion Date: Ongoing
Status: Block
Tangible Capital Asset: Yes
Capital Budget Initiation: 2002
Program Type: Landscaping/Streetscap

Expenses (000's)	Total	Pre 2021	2021	2022	2023	2024	2025	2026	2027	2028	2029	2030	2031-45
Other Capital Expenditures	7,473	1,873	224	224	224	224	224	224	224	224	224	224	3,360
Total: Expenses	7,473	1,873	224	224	224	224	224	224	224	224	224	224	3,360

Revenues (000's)	Total	Pre 2021	2021	2022	2023	2024	2025	2026	2027	2028	2029	2030	2031-45
W.I.P. Interest	1,716	1,716											
Total: Revenues	1,716	1,716											

Net Cost	5,757	157	224	224	224	224	224	224	224	224	224	224	3,360
-----------------	--------------	------------	------------	------------	------------	------------	------------	------------	------------	------------	------------	------------	--------------

Financing Sources (000's)	Total	Pre 2021	2021	2022	2023	2024	2025	2026	2027	2028	2029	2030	2031-45
From Operating Fund	381	157	224										
Total: Financing Sources	381	157	224										

Funding Required	5,376	0	0	224	224	224	224	224	224	224	224	224	3,360
-------------------------	--------------	----------	----------	------------	------------	------------	------------	------------	------------	------------	------------	------------	--------------

Operating Budget Impact:	2021	2022	2023 Onward
Costs(Savings) (000's)	7.2	6.2	
Staffing Impacts (F.T.E)			

Project Rating Attributes	Weight	Rating	Weighted Rank
Contractual/Legislated Obligations	46.00	0-0	
Health and Safety	16.00	0-0	
Operating Budget/Financial Impact	9.00	0-0	0.36
Strategic Direction (Dominant Project Theme)	29.00	0-1	0.29
Total			0.65

Economic Development

**City of Hamilton
2021 - 2030 Capital Budget
Ten Year Included, Not Included, Future Project Summary (000's)**

Ward	Project	Pre 2021		2021		2022		2023		2024		2025 to 2030		Total Project		Start Year	End Year	
		Gross	Net	Gross	Net	Gross	Net	Gross	Net	Gross	Net	Gross	Net	Gross	Net			
<u>Economic Development</u>																		
<i>Included in the Financing Plan</i>																		
City Wide	3621708900	Economic Development Initiatives	1,860	1,860	2,000	2,000	2,000	2,000	2,000	2,000	2,000	2,000	12,000	12,000	51,860	51,860	2021	Ongoing
City Wide	3621750301	Employment Land Banking (Interest)	959	-	900	-	900	900	900	900	900	900	5,400	5,400	23,459	21,600	2021	Ongoing
Total:			2,819	1,860	2,900	2,000	2,900	2,900	2,900	2,900	2,900	2,900	17,400	17,400	75,319	73,460		
Total: Economic Development			2,819	1,860	2,900	2,000	2,900	2,900	2,900	2,900	2,900	2,900	17,400	17,400	75,319	73,460		
Total: All Departments			2,819	1,860	2,900	2,000	2,900	2,900	2,900	2,900	2,900	2,900	17,400	17,400	75,319	73,460		

CITY OF HAMILTON
2021-2045 CAPITAL BUDGET PROJECT DETAIL SHEET

Division/Department: Economic Development - Planning & Economic

Project ID: 3621708900

Category: Council's Strategic Projects

Project Name: Economic Development Initiatives

Ward(s): City Wide

Objective:

Funding will be utilized to support various Economic Development initiatives throughout 2021 including recommended actions from the Mayor's Task Force on Economic Recovery. The Mayor's Task Force on Economic Recovery provides multi-sectoral leadership and direction to guide Hamilton's economic recovery in the immediate aftermath of the COVID-19 pandemic.

Start Date: 2021

Completion Date: Ongoing

Status: Block

Tangible Capital Asset: No

Capital Budget Initiation: 2017

Program Type: Council Priority

Expenses (000's)	Total	Pre 2021	2021	2022	2023	2024	2025	2026	2027	2028	2029	2030	2031-45
Other Capital Expenditures	51,860	1,860	2,000	2,000	2,000	2,000	2,000	2,000	2,000	2,000	2,000	2,000	30,000
Total: Expenses	51,860	1,860	2,000	2,000	2,000	2,000	2,000	2,000	2,000	2,000	2,000	2,000	30,000
Net Cost	51,860	1,860	2,000	2,000	2,000	2,000	2,000	2,000	2,000	2,000	2,000	2,000	30,000
Financing Sources (000's)	Total	Pre 2021	2021	2022	2023	2024	2025	2026	2027	2028	2029	2030	2031-45
From Operating Fund	3,860	1,860	2,000										
Total: Financing Sources	3,860	1,860	2,000										
Funding Required	48,000	0	0	2,000	2,000	2,000	2,000	2,000	2,000	2,000	2,000	2,000	30,000

Operating Budget Impact:	2021	2022	2023 Onward
Costs(Savings) (000's)			
Staffing Impacts (F.T.E)			

Project Rating Attributes	Weight	Rating	Weighted Rank
Contractual/Legislated Obligations	46.00	0-0	
Health and Safety	16.00	0-0	
Operating Budget/Financial Impact	9.00	0-0	
Strategic Direction (Dominant Project Theme)	29.00	0-1	0.29
Total			0.29

CITY OF HAMILTON
2021-2045 CAPITAL BUDGET PROJECT DETAIL SHEET

Division/Department: Economic Development - Planning & Economic

Project ID: 3621750301

Category: Council's Strategic Projects

Project Name: Employment Land Banking (Interest)

Ward(s): City Wide

Objective:

This is a Council Strategic Initiatives Project.

Pursuant to Council direction in Report PED 11222 December 12, 2011. Property Acquisition for Economic Development Purposes: City Council approved a program to increase the City holdings of employment/industrial lands. To accelerate projects that create a diversified, sustainable economic base for the City of Hamilton through strategic acquisition and/or alteration of property. Funds are for interest charges related to a \$30M Line of Credit, interest rate 3%. For 2021 the anticipated funding requirement is \$900k. Its expected that the full line of credit will be utilized in 2022 and thus \$900k will be required in 2022 and thereafter.

Start Date: 2021
Completion Date: Ongoing
Status: Recommended (funded)
Tangible Capital Asset: Yes
Capital Budget Initiation: 2011
Program Type: Council Priority

Expenses (000's)	Total	Pre 2021	2021	2022	2023	2024	2025	2026	2027	2028	2029	2030	2031-45
Other Capital Expenditures	23,459	959	900	900	900	900	900	900	900	900	900	900	13,500
Total: Expenses	23,459	959	900	900	900	900	900	900	900	900	900	900	13,500

Revenues (000's)	Total	Pre 2021	2021	2022	2023	2024	2025	2026	2027	2028	2029	2030	2031-45
From Program Reserves	1,500	600	900										
From WIP Transfers	359	359											
Total: Revenues	1,859	959	900										

(000's)	Total	Pre 2021	2021	2022	2023	2024	2025	2026	2027	2028	2029	2030	2031-45
Total:													

Net Cost	21,600	0	0	900	900	900	900	900	900	900	900	900	13,500
-----------------	---------------	----------	----------	------------	------------	------------	------------	------------	------------	------------	------------	------------	---------------

Funding Required	21,600	0	0	900	900	900	900	900	900	900	900	900	13,500
-------------------------	---------------	----------	----------	------------	------------	------------	------------	------------	------------	------------	------------	------------	---------------

Operating Budget Impact:	2021	2022	2023 Onward
Costs(Savings) (000's)			
Staffing Impacts (F.T.E)			

Project Rating Attributes	Weight	Rating	Weighted Rank
Contractual/Legislated Obligations	46.00	0-0	
Health and Safety	16.00	0-0	
Operating Budget/Financial Impact	9.00	0-0	
Strategic Direction (Dominant Project Theme)	29.00	0-1	0.29
Total			0.29

Growth Management

**City of Hamilton
2021 - 2030 Capital Budget
Ten Year Included, Not Included, Future Project Summary (000's)**

Ward	Project	Pre 2021		2021		2022		2023		2024		2025 to 2030		Total Project		Start Year	End Year			
		Gross	Net	Gross	Net	Gross	Net	Gross	Net	Gross	Net	Gross	Net	Gross	Net					
<u>Growth Management</u>																				
<i>Included in the Financing Plan</i>																				
City Wide	4142146100			City Share of Servicing Costs under Subdivision Agreements	-	-	3,000	-	3,000	-	3,000	-	3,000	-	12,000	-	24,000	-	2021	Ongoing
				Total:	-	-	3,000	-	3,000	-	3,000	-	3,000	-	12,000	-	24,000	-		
				Total: Growth Management	-	-	3,000	-	3,000	-	3,000	-	3,000	-	12,000	-	24,000	-		
				Total: All Departments	-	-	3,000	-	3,000	-	3,000	-	3,000	-	12,000	-	24,000	-		

**CITY OF HAMILTON
2021-2045 CAPITAL BUDGET PROJECT DETAIL SHEET**

Division/Department: Growth Management - Planning & Economic **Project ID:** 4142146100 **Category:** Development Projects
Project Name: City Share of Servicing Costs under Subdivision Agreements **Ward(s):** City Wide

Objective:
 Budget allocation of City share of servicing costs for works constructed under subdivision agreements within plans of subdivisions.

Start Date: 2021
Completion Date: Ongoing
Status: Recommended (funded)
Tangible Capital Asset: Yes
Capital Budget Initiation: 2006
Program Type: Default

Expenses (000's)	Total	Pre 2021	2021	2022	2023	2024	2025	2026	2027	2028	2029	2030	2031-45
Construction	24,000		3,000	3,000	3,000	3,000	3,000	3,000	3,000	3,000			
Total: Expenses	24,000		3,000	3,000	3,000	3,000	3,000	3,000	3,000	3,000			

Revenues (000's)	Total	Pre 2021	2021	2022	2023	2024	2025	2026	2027	2028	2029	2030	2031-45
Dev Charges - Res-TCA	24,000		3,000	3,000	3,000	3,000	3,000	3,000	3,000	3,000			
Total: Revenues	24,000		3,000	3,000	3,000	3,000	3,000	3,000	3,000	3,000			

Net Cost	0	0	0	0	0	0	0	0	0	0	0	0	0
-----------------	----------	----------	----------	----------	----------	----------	----------	----------	----------	----------	----------	----------	----------

Funding Required	0	0	0	0	0	0	0	0	0	0	0	0	0
-------------------------	----------	----------	----------	----------	----------	----------	----------	----------	----------	----------	----------	----------	----------

Operating Budget Impact:	2021	2022	2023 Onward
Costs(Savings) (000's)			
Staffing Impacts (F.T.E)			

Project Rating Attributes	Weight	Rating	Weighted Rank
Contractual/Legislated Obligations	46.00	0-0	
Health and Safety	16.00	0-0	
Operating Budget/Financial Impact	9.00	0-0	
Strategic Direction (Dominant Project Theme)	29.00	0-1	
Total			

Parking Services

City of Hamilton
2021 - 2030 Capital Budget
Ten Year Included, Not Included, Future Project Summary (000's)

Ward	Project	Pre 2021		2021		2022		2023		2024		2025 to 2030		Total Project		Start Year	End Year	
		Gross	Net	Gross	Net	Gross	Net	Gross	Net	Gross	Net	Gross	Net	Gross	Net			
<u>Parking Services</u>																		
<i>Included in the Financing Plan</i>																		
2	4901945900	Waterproof Convention Parking	50	-	1,000	-	500	-	500	-	500	-	-	-	2,550	-	2019	2024
City Wide	4901951900	Electric Charging Stations	50	-	452	-	-	-	-	-	-	-	-	502	-	2021	2021	
City Wide	4902141201	Surface Lots and Garage Repairs and Improvements	-	-	300	-	-	-	-	100	-	200	-	600	-	2021	2021	
City Wide	4902141202	York Parkade Fire Door and Window Replacement	-	-	100	-	100	-	100	-	-	-	-	300	-	2021	2023	
City Wide	4902141203	Surface Lot Lighting Replacement	-	-	50	-	-	-	-	50	-	50	-	150	-	2021	2027	
City Wide	4902141210	Fence Repairs	-	-	100	-	-	-	-	100	-	200	-	400	-	2021	2030	
City Wide	4902157201	Parking Meter Mechanism and Housing Replacement	-	-	200	-	200	-	200	-	100	-	-	700	-	2021	2024	
City Wide	4902157202	Coin Sorter	-	-	25	-	-	-	-	-	-	-	-	25	-	2021	2021	
Total:			100	-	2,227	-	800	-	800	-	850	-	450	-	5,227	-		
Total: Parking Services			100	-	2,227	-	800	-	800	-	850	-	450	-	5,227	-		
Total: All Departments			100	-	2,227	-	800	-	800	-	850	-	450	-	5,227	-		

CITY OF HAMILTON
2021-2045 CAPITAL BUDGET PROJECT DETAIL SHEET

Division/Department: Parking Services - Planning & Economic Development **Project ID:** 4901945900

Category: Rehabilitation Project

Project Name: Waterproof Convention Parking

Ward(s): 2

Objective:

The waterproofing is nearing its life-cycle (replacement required every 10-12 years to avoid structural damage). Minor repairs and assessment completed in 2015. Consultant report in 2015 recommended replacement to begin to avoid costly structural damage. Consultant updated report in 2020 recommending immediate repair and replacement to avoid further damage as well as increased repair costs since 2015 assessment.

Start Date: 2019
Completion Date: 2024
Status: Recommended (funded)
Tangible Capital Asset: Yes
Capital Budget Initiation: 2014
Program Type: Parking Lots and

Expenses (000's)	Total	Pre 2021	2021	2022	2023	2024	2025	2026	2027	2028	2029	2030	2031-45
Construction	2,500		1,000	500	500	500							
Consultant	50	50											
Total: Expenses	2,550	50	1,000	500	500	500							

Revenues (000's)	Total	Pre 2021	2021	2022	2023	2024	2025	2026	2027	2028	2029	2030	2031-45
From Program Reserves	875	50	330	165	165	165							
Provincial Grants/Subsidies	1,675		670	335	335	335							
Total: Revenues	2,550	50	1,000	500	500	500							

Net Cost	0	0	0	0	0	0	0	0	0	0	0	0	0
-----------------	----------	----------	----------	----------	----------	----------	----------	----------	----------	----------	----------	----------	----------

Funding Required	0	0	0	0	0	0	0	0	0	0	0	0	0
-------------------------	----------	----------	----------	----------	----------	----------	----------	----------	----------	----------	----------	----------	----------

Operating Budget Impact:	2021	2022	2023 Onward
Costs(Savings) (000's)			
Staffing Impacts (F.T.E)			

Project Rating Attributes	Weight	Rating	Weighted Rank
Contractual/Legislated Obligations	46.00	0-0	
Health and Safety	16.00	0-0	0.64
Operating Budget/Financial Impact	9.00	0-0	0.72
Strategic Direction (Dominant Project Theme)	29.00	0-1	0.29
Total			1.65

CITY OF HAMILTON
2021-2045 CAPITAL BUDGET PROJECT DETAIL SHEET

Division/Department: Parking Services - Planning & Economic Development **Project ID:** 4901951900

Category: Equipment - New

Project Name: Electric Charging Stations

Ward(s): City Wide

Objective:

For the funding of 20 electric vehicle charging stations in 13 municipal parking locations in multiple wards. Total cost of project is approximately \$451,000. Grant from Natural Resources Canada will cover up to \$200,000 worth of expenditures. Hamilton Municipal Parking to pay for approximately \$172,000 as outlined in PED18250(b) and remaining \$79,000 will come from ward reserves. This is in addition to funding already secured in 2019 for a consultant.

Start Date: 2021

Completion Date: 2021

Status: Recommended (funded)

Tangible Capital Asset: Yes

Capital Budget Initiation: 2019

Program Type: Parking Lots and

Expenses (000's)	Total	Pre 2021	2021	2022	2023	2024	2025	2026	2027	2028	2029	2030	2031-45
Consultant	50	50											
Equipment	452		452										
Total: Expenses	502	50	452										

Revenues (000's)	Total	Pre 2021	2021	2022	2023	2024	2025	2026	2027	2028	2029	2030	2031-45
Federal Grants/Subsidies	200		200										
From Program Reserves	222	50	172										
From Reserves	64		64										
From WIP Transfers	16		16										
Total: Revenues	502	50	452										

Net Cost	0	0	0	0	0	0	0	0	0	0	0	0	0
-----------------	----------	----------	----------	----------	----------	----------	----------	----------	----------	----------	----------	----------	----------

Funding Required	0	0	0	0	0	0	0	0	0	0	0	0	0
-------------------------	----------	----------	----------	----------	----------	----------	----------	----------	----------	----------	----------	----------	----------

Operating Budget Impact:	2021	2022	2023 Onward
Costs(Savings) (000's)			
Staffing Impacts (F.T.E)			

Project Rating Attributes	Weight	Rating	Weighted Rank
Contractual/Legislated Obligations	46.00	0-0	
Health and Safety	16.00	0-0	
Operating Budget/Financial Impact	9.00	0-0	0.36
Strategic Direction (Dominant Project Theme)	29.00	0-1	0.29
Total			0.65

**CITY OF HAMILTON
2021-2045 CAPITAL BUDGET PROJECT DETAIL SHEET**

Division/Department: Parking Services - Planning & Economic Development **Project ID:** 4902141201 **Category:** Restorations
Project Name: Surface Lots and Garage Repairs and Improvements **Ward(s):** City Wide

Objective: For outstanding drainage repair, lot resurfacing and painting improvements in multiple municipal car parks city wide. Minor resurfacing (\$100,000 every three years) utilized to expand life cycle of asset. Painting of garage lobbies and other areas to provide for better way-finding.

Start Date: 2021
Completion Date: 2021
Status: Recommended (funded)
Tangible Capital Asset: Yes
Capital Budget Initiation: 2020
Program Type: Parking Lot

Expenses (000's)	Total	Pre 2021	2021	2022	2023	2024	2025	2026	2027	2028	2029	2030	2031-45
Other Capital Expenditures	600		300			100			100			100	
Total: Expenses	600		300			100			100			100	

Revenues (000's)	Total	Pre 2021	2021	2022	2023	2024	2025	2026	2027	2028	2029	2030	2031-45
From Program Reserves	575		275			100			100			100	
Provincial Grants/Subsidies	25		25										
Total: Revenues	600		300			100			100			100	

Net Cost	0	0	0	0	0	0	0	0	0	0	0	0	0
-----------------	----------	----------	----------	----------	----------	----------	----------	----------	----------	----------	----------	----------	----------

Funding Required	0	0	0	0	0	0	0	0	0	0	0	0	0
-------------------------	----------	----------	----------	----------	----------	----------	----------	----------	----------	----------	----------	----------	----------

Operating Budget Impact:	2021	2022	2023 Onward
Costs(Savings) (000's)			
Staffing Impacts (F.T.E)			

Project Rating Attributes	Weight	Rating	Weighted Rank
Contractual/Legislated Obligations	46.00	0-0	
Health and Safety	16.00	0-0	0.48
Operating Budget/Financial Impact	9.00	0-0	0.90
Strategic Direction (Dominant Project Theme)	29.00	0-1	0.29
Total			1.67

**CITY OF HAMILTON
2021-2045 CAPITAL BUDGET PROJECT DETAIL SHEET**

Division/Department: Parking Services - Planning & Economic Development **Project ID:** 4902141202
Project Name: York Parkade Fire Door and Window Replacement

Category: Replacement Project
Ward(s): City Wide

Objective: All fire doors in the York Parkade are nearing their life-cycle and need replacement. The vestibule windows are badly damaged from weather and vandalism which lead to costly repairs.

Start Date: 2021
Completion Date: 2023
Status: Recommended (funded)
Tangible Capital Asset: Yes
Capital Budget Initiation: 2020
Program Type: Parking Lots and

Expenses (000's)	Total	Pre 2021	2021	2022	2023	2024	2025	2026	2027	2028	2029	2030	2031-45
Construction	300		100	100	100								
Total: Expenses	300		100	100	100								

Revenues (000's)	Total	Pre 2021	2021	2022	2023	2024	2025	2026	2027	2028	2029	2030	2031-45
From Program Reserves	300		100	100	100								
Total: Revenues	300		100	100	100								

Net Cost	0	0	0	0	0	0	0	0	0	0	0	0	0
-----------------	----------	----------	----------	----------	----------	----------	----------	----------	----------	----------	----------	----------	----------

Funding Required	0	0	0	0	0	0	0	0	0	0	0	0	0
-------------------------	----------	----------	----------	----------	----------	----------	----------	----------	----------	----------	----------	----------	----------

Operating Budget Impact:	2021	2022	2023 Onward
Costs(Savings) (000's)			
Staffing Impacts (F.T.E)			

Project Rating Attributes	Weight	Rating	Weighted Rank
Contractual/Legislated Obligations	46.00	0-0	
Health and Safety	16.00	0-0	0.32
Operating Budget/Financial Impact	9.00	0-0	0.72
Strategic Direction (Dominant Project Theme)	29.00	0-1	0.29
Total			1.33

**CITY OF HAMILTON
2021-2045 CAPITAL BUDGET PROJECT DETAIL SHEET**

Division/Department: Parking Services - Planning & Economic Development **Project ID:** 4902141203
Project Name: Surface Lot Lighting Replacement

Category: Replacement Project
Ward(s): City Wide

Objective:

Current surface lot lighting is mostly original wiring, original poles, fixtures 10 plus years. Upgrade to LED to reduce lighting repair costs. Approximately 250 lights in all surface lots to be replaced at \$200 per light.

Start Date: 2021
Completion Date: 2027
Status: Recommended (funded)
Tangible Capital Asset: Yes
Capital Budget Initiation: 2020
Program Type: Parking Lot

Expenses (000's)	Total	Pre 2021	2021	2022	2023	2024	2025	2026	2027	2028	2029	2030	2031-45
Equipment	150		50			50			50				
Total: Expenses	150		50			50			50				

Revenues (000's)	Total	Pre 2021	2021	2022	2023	2024	2025	2026	2027	2028	2029	2030	2031-45
From Program Reserves	150		50			50			50				
Total: Revenues	150		50			50			50				

Net Cost	0	0	0	0	0	0	0	0	0	0	0	0	0
-----------------	----------	----------	----------	----------	----------	----------	----------	----------	----------	----------	----------	----------	----------

Funding Required	0	0	0	0	0	0	0	0	0	0	0	0	0
-------------------------	----------	----------	----------	----------	----------	----------	----------	----------	----------	----------	----------	----------	----------

Operating Budget Impact:	2021	2022	2023 Onward
Costs(Savings) (000's)			
Staffing Impacts (F.T.E)			

Project Rating Attributes	Weight	Rating	Weighted Rank
Contractual/Legislated Obligations	46.00	0-0	
Health and Safety	16.00	0-0	
Operating Budget/Financial Impact	9.00	0-0	0.72
Strategic Direction (Dominant Project Theme)	29.00	0-1	0.29
Total			1.01

**CITY OF HAMILTON
2021-2045 CAPITAL BUDGET PROJECT DETAIL SHEET**

Division/Department: Parking Services - Planning & Economic Development **Project ID:** 4902141210
Project Name: Fence Repairs

Category: Renovation Project
Ward(s): City Wide

Objective:

For outstanding fence maintenance, repair and replacement in multiple municipal car parks city-wide.

Start Date: 2021
Completion Date: 2030
Status: Recommended (funded)
Tangible Capital Asset: Yes
Capital Budget Initiation: 2020
Program Type: Fencing

Expenses (000's)	Total	Pre 2021	2021	2022	2023	2024	2025	2026	2027	2028	2029	2030	2031-45
Other Capital Expenditures	400		100			100			100			100	
Total: Expenses	400		100			100			100			100	

Revenues (000's)	Total	Pre 2021	2021	2022	2023	2024	2025	2026	2027	2028	2029	2030	2031-45
From Program Reserves	400		100			100			100			100	
Total: Revenues	400		100			100			100			100	

Net Cost	0	0	0	0	0	0	0	0	0	0	0	0	0
-----------------	----------	----------	----------	----------	----------	----------	----------	----------	----------	----------	----------	----------	----------

Funding Required	0	0	0	0	0	0	0	0	0	0	0	0	0
-------------------------	----------	----------	----------	----------	----------	----------	----------	----------	----------	----------	----------	----------	----------

Operating Budget Impact:	2021	2022	2023 Onward
Costs(Savings) (000's)			
Staffing Impacts (F.T.E)			

Project Rating Attributes	Weight	Rating	Weighted Rank
Contractual/Legislated Obligations	46.00	0-0	
Health and Safety	16.00	0-0	
Operating Budget/Financial Impact	9.00	0-0	0.90
Strategic Direction (Dominant Project Theme)	29.00	0-1	0.29
Total			1.19

**CITY OF HAMILTON
2021-2045 CAPITAL BUDGET PROJECT DETAIL SHEET**

Division/Department: Parking Services - Planning & Economic Development **Project ID:** 4902157201
Project Name: Parking Meter Mechanism and Housing Replacement

Category: Equipment Replacement
Ward(s): City Wide

Objective:

Approximately 2,500 on street meters need mechanism/housing replacement.
 2,000 meters at \$500/head = \$1,000,000. Another 500 meters to be replaced by Pay and Display machines.

Start Date: 2021
Completion Date: 2024
Status: Recommended (funded)
Tangible Capital Asset: Yes
Capital Budget Initiation: 2020
Program Type: Pay and Display

Expenses (000's)	Total	Pre 2021	2021	2022	2023	2024	2025	2026	2027	2028	2029	2030	2031-45
Equipment	700		200	200	200	100							
Total: Expenses	700		200	200	200	100							

Revenues (000's)	Total	Pre 2021	2021	2022	2023	2024	2025	2026	2027	2028	2029	2030	2031-45
From Program Reserves	700		200	200	200	100							
Total: Revenues	700		200	200	200	100							

Net Cost	0	0	0	0	0	0	0	0	0	0	0	0	0
-----------------	----------	----------	----------	----------	----------	----------	----------	----------	----------	----------	----------	----------	----------

Funding Required	0	0	0	0	0	0	0	0	0	0	0	0	0
-------------------------	----------	----------	----------	----------	----------	----------	----------	----------	----------	----------	----------	----------	----------

Operating Budget Impact:	2021	2022	2023 Onward
Costs(Savings) (000's)			
Staffing Impacts (F.T.E)			

Project Rating Attributes	Weight	Rating	Weighted Rank
Contractual/Legislated Obligations	46.00	0-0	
Health and Safety	16.00	0-0	
Operating Budget/Financial Impact	9.00	0-0	0.36
Strategic Direction (Dominant Project Theme)	29.00	0-1	0.29
Total			0.65

**CITY OF HAMILTON
2021-2045 CAPITAL BUDGET PROJECT DETAIL SHEET**

Division/Department: Parking Services - Planning & Economic Development **Project ID:** 4902157202

Category: Equipment - New

Project Name: Coin Sorter

Ward(s): City Wide

Objective:

For the purchase of a new coin sorter due to life-cycle replacement. Current coin sorter is past its life-cycle and inflexible, causing consistent breakdowns resulting in coin wrapping and mechanical issues.

Start Date: 2021
Completion Date: 2021
Status: Recommended (funded)
Tangible Capital Asset: Yes
Capital Budget Initiation: 2019
Program Type: Replacement Program

Expenses (000's)	Total	Pre 2021	2021	2022	2023	2024	2025	2026	2027	2028	2029	2030	2031-45
Equipment	25		25										
Total: Expenses	25		25										

Revenues (000's)	Total	Pre 2021	2021	2022	2023	2024	2025	2026	2027	2028	2029	2030	2031-45
From Program Reserves	25		25										
Total: Revenues	25		25										

Net Cost	0	0	0	0	0	0	0	0	0	0	0	0	0
-----------------	----------	----------	----------	----------	----------	----------	----------	----------	----------	----------	----------	----------	----------

Funding Required	0	0	0	0	0	0	0	0	0	0	0	0	0
-------------------------	----------	----------	----------	----------	----------	----------	----------	----------	----------	----------	----------	----------	----------

Operating Budget Impact:	2021	2022	2023 Onward
Costs(Savings) (000's)			
Staffing Impacts (F.T.E)			

Project Rating Attributes	Weight	Rating	Weighted Rank
Contractual/Legislated Obligations	46.00	0-0	
Health and Safety	16.00	0-0	
Operating Budget/Financial Impact	9.00	0-0	0.72
Strategic Direction (Dominant Project Theme)	29.00	0-1	0.29
Total			1.01

Planning Services

City of Hamilton
2021 - 2030 Capital Budget
Ten Year Included, Not Included, Future Project Summary (000's)

Ward	Project	Pre 2021		2021		2022		2023		2024		2025 to 2030		Total Project		Start Year	End Year	
		Gross	Net	Gross	Net	Gross	Net	Gross	Net	Gross	Net	Gross	Net	Gross	Net			
Planning Services																		
Included in the Financing Plan																		
City Wide	8101655600	Comprehensive Zoning By-Law	2,374	1,037	925	509	825	454	710	391	-	-	-	-	4,834	2,391	2003	2023
City Wide	8121957900	3D Model Development	120	12	130	130	135	135	135	135	-	-	-	-	520	412	2019	2023
Total:			2,494	1,049	1,055	639	960	589	845	526	-	-	-	-	5,354	2,803		
Beginning in Future Years																		
City Wide	8121255620	Part IV Designation of Properties under the Ontario Heritage Act	689	689	-	-	75	75	77	77	78	78	505	505	1,887	1,887	2012	Ongoing
5	8122257201	Centennial Neighborhood Streetscape and Public Realm Design Study	-	-	-	-	500	500	-	-	-	-	-	-	500	500	2022	2024
City Wide	8122259200	Natural Areas Acquisition Fund	-	-	-	-	300	300	300	300	300	300	1,800	1,800	4,200	4,200	2022	2031
Total:			689	689	-	-	875	875	377	377	378	378	2,305	2,305	6,587	6,587		
Total: Planning Services			3,183	1,738	1,055	639	1,835	1,464	1,222	903	378	378	2,305	2,305	11,941	9,390		
Total: All Departments			3,183	1,738	1,055	639	1,835	1,464	1,222	903	378	378	2,305	2,305	11,941	9,390		

CITY OF HAMILTON
2021-2045 CAPITAL BUDGET PROJECT DETAIL SHEET

Division/Department: Planning Services - Planning & Economic

Project ID: 8101655600

Category: Plans/Studies

Project Name: Comprehensive Zoning By-Law

Ward(s): City Wide

Objective:

This Capital Budget is for the preparation of a new Comprehensive Zoning By-law for the city. Development of the new Comprehensive Zoning By-law supports the Strategic Priorities of Economic Growth & Prosperity and Built Environment & Infrastructure. The current phase is the Residential zones, and any other remnant properties. Additional money is required to hire specialized consultants to prepare urban design guidelines for low, mid and high-rise buildings which will be translated into zoning by-law regulations as well as assist with public engagement. The new residential zones and background papers are underway and the project will be completed within the next 2-3 years.

Start Date: 2003

Completion Date: 2023

Status: Recommended (funded)

Tangible Capital Asset: No

Capital Budget Initiation: 2002

Program Type: Technical Studies &

Expenses (000's)	Total	Pre 2021	2021	2022	2023	2024	2025	2026	2027	2028	2029	2030	2031-45
Computer Hardware	50	50											
Computer Software	150	150											
Consultant	1,175	875	200	100									
Internal Resources/Staffing	3,349	1,249	700	700	700								
Other Capital Expenditures	110	50	25	25	10								
Total: Expenses	4,834	2,374	925	825	710								

Revenues (000's)	Total	Pre 2021	2021	2022	2023	2024	2025	2026	2027	2028	2029	2030	2031-45
Dev Charges - Non Res-NCA	845	436	154	137	118								
Dev Charges - Res-NCA	1,598	901	262	234	201								
Total: Revenues	2,443	1,337	416	371	319								

Net Cost	2,391	1,037	509	454	391	0	0	0	0	0	0	0	0
-----------------	--------------	--------------	------------	------------	------------	----------	----------	----------	----------	----------	----------	----------	----------

Financing Sources (000's)	Total	Pre 2021	2021	2022	2023	2024	2025	2026	2027	2028	2029	2030	2031-45
From Operating Fund	1,546	1,037	509										
Total: Financing Sources	1,546	1,037	509										

Funding Required	845	0	0	454	391	0	0	0	0	0	0	0	0
-------------------------	------------	----------	----------	------------	------------	----------	----------	----------	----------	----------	----------	----------	----------

**CITY OF HAMILTON
2021-2045 CAPITAL BUDGET PROJECT DETAIL SHEET**

Division/Department: Planning Services - Planning & Economic

Project ID: 8101655600

Category: Plans/Studies

Project Name: Comprehensive Zoning By-Law

Ward(s): City Wide

Operating Budget Impact:	2021	2022	2023 Onward
Costs(Savings) (000's)			
Staffing Impacts (F.T.E)			

Project Rating Attributes	Weight	Rating	Weighted Rank
Contractual/Legislated Obligations	46.00	0-0	3.22
Health and Safety	16.00	0-0	
Operating Budget/Financial Impact	9.00	0-0	
Strategic Direction (Dominant Project Theme)	29.00	0-1	0.29
Total			3.51

CITY OF HAMILTON
2021-2045 CAPITAL BUDGET PROJECT DETAIL SHEET

Division/Department: Planning Services - Planning & Economic
Project Name: 3D Model Development

Project ID: 8121957900

Category: Development Projects
Ward(s): City Wide

Objective:

A 3D model of the Downtown was developed in 2017/18 to assist with the DC study and with the analysis for the Downtown Secondary Plan update. A city-wide model was begun with smaller constructions to support development application analysis. The 3D modeling capabilities along with 3D printing have also been used to support development application analysis, to enhance community engagement and visualization for planning project as well as provide analysis for corporate real estate valuations and visualizations for business attraction activity. The development industry uses city-wide publicly accessible models to prepare and support development applications across the GTA. Hamilton is behind many other mid-sized and large municipalities in developing 3D capabilities and having a publicly accessible city-wide 3D model.

Start Date: 2019
Completion Date: 2023
Status: Block
Tangible Capital Asset: Yes
Capital Budget Initiation: 2018
Program Type: Computer Technology

Expenses (000's)	Total	Pre 2021	2021	2022	2023	2024	2025	2026	2027	2028	2029	2030	2031-45
Computer Hardware	45	10	10	15	10								
Computer Software	45	10	10	10	15								
Equipment	30		10	10	10								
Internal Resources/Staffing	400	100	100	100	100								
Total: Expenses	520	120	130	135	135								

Revenues (000's)	Total	Pre 2021	2021	2022	2023	2024	2025	2026	2027	2028	2029	2030	2031-45
Dev Charges - Non Res-NCA	40	40											
Dev Charges - Res-NCA	68	68											
Total: Revenues	108	108											

Net Cost	412	12	130	135	135	0	0	0	0	0	0	0	0
-----------------	------------	-----------	------------	------------	------------	----------	----------	----------	----------	----------	----------	----------	----------

Financing Sources (000's)	Total	Pre 2021	2021	2022	2023	2024	2025	2026	2027	2028	2029	2030	2031-45
From Operating Fund	142	12	130										
Total: Financing Sources	142	12	130										

Funding Required	270	0	0	135	135	0	0	0	0	0	0	0	0
-------------------------	------------	----------	----------	------------	------------	----------	----------	----------	----------	----------	----------	----------	----------

**CITY OF HAMILTON
2021-2045 CAPITAL BUDGET PROJECT DETAIL SHEET**

Division/Department: Planning Services - Planning & Economic

Project ID: 8121957900

Category: Development Projects

Project Name: 3D Model Development

Ward(s): City Wide

Operating Budget Impact:	2021	2022	2023 Onward
Costs(Savings) (000's)			
Staffing Impacts (F.T.E)			

Project Rating Attributes	Weight	Rating	Weighted Rank
Contractual/Legislated Obligations	46.00	0-0	
Health and Safety	16.00	0-0	
Operating Budget/Financial Impact	9.00	0-0	
Strategic Direction (Dominant Project Theme)	29.00	0-1	0.29
Total			0.29

Tourism & Culture

City of Hamilton
2021 - 2030 Capital Budget
Ten Year Included, Not Included, Future Project Summary (000's)

Ward	Project	Pre 2021		2021		2022		2023		2024		2025 to 2030		Total Project		Start Year	End Year	
		Gross	Net	Gross	Net	Gross	Net	Gross	Net	Gross	Net	Gross	Net	Gross	Net			
Tourism & Culture																		
Included in the Financing Plan																		
5	7102158210	Public Art-Hamilton the Electric City	-	-	225	-	-	-	-	-	-	-	-	-	225	-	2021	2022
1	7102158211	Public Art Locke Street Marker	-	-	100	-	-	-	-	-	-	-	-	-	100	-	2021	2022
12	7102158212	Ancaster Memorial Arts Centre Public Art	-	-	250	-	-	-	-	-	-	-	-	-	250	-	2021	2022
1	7202041200	Dundurn Interior Restoration	100	100	100	100	97	97	-	-	-	-	-	-	297	297	2020	2022
City Wide	7202058201	Monument Restoration	65	65	75	75	75	75	75	75	100	100	-	-	390	390	2020	2023
City Wide	7202058202	Collections Management	171	171	169	169	140	140	140	140	140	140	-	-	760	760	2020	2023
4	7202141105	Steam Museum Shed Restoration	-	-	220	220	100	100	-	-	-	-	-	-	320	320	2021	2023
2	7202141106	Whitehern Interior Conservation	-	-	100	100	-	-	-	-	-	-	-	-	100	100	2021	2023
12	7202141210	Ancaster Old Town Hall Exterior Restoration	-	-	150	150	290	290	-	-	-	-	-	-	440	440	2021	2023
1	7202141212	Dundurn Cockpit Restoration	-	-	130	130	-	-	250	250	-	-	-	-	380	380	2021	2023
1	7202141213	Dundurn HVAC Replacement	-	-	190	190	250	250	200	200	-	-	-	-	640	640	2021	2023
5	7202141217	Veevers Estate Tenant Improvements	-	-	118	118	-	-	-	-	-	-	-	-	118	118	2021	2023
2	7202141218	Whitehern Exterior Shutter Conservation	-	-	105	105	-	-	-	-	-	-	-	-	105	105	2021	2023
City Wide	7202158210	Built Heritage Inventory	-	-	130	130	120	120	170	170	120	120	-	-	540	540	2021	2023
City Wide	7202158212	Heritage Site Documentation Study	-	-	120	120	-	-	-	-	-	-	-	-	120	120	2021	2023
City Wide	7202158213	Museum Development	-	-	95	95	55	55	65	65	65	65	-	-	280	280	2021	2023
Total:			336	336	2,277	1,702	1,127	1,127	900	900	425	425	-	-	5,065	4,490		
Not Included in the Financing Plan																		
		Confidential Projects	-	-	256	-	1,095	-	1,813	-	1,256	-	100	-	4,520	-	2021	2025
Total:			-	-	256	-	1,095	-	1,813	-	1,256	-	100	-	4,520	-		
Beginning in Future Years																		
12	7202241205	Fieldcote Museum Expansion	-	-	-	-	500	500	500	500	-	-	-	-	1,000	1,000	2022	2024
8	7202241211	Auchmar Adaptive Reuse - Stone Walls Phase	-	-	-	-	600	600	2,190	2,190	2,490	2,490	9,690	9,690	15,420	15,420	2022	Ongoing
Total:			-	-	-	-	1,100	1,100	2,690	2,690	2,490	2,490	9,690	9,690	16,420	16,420		
Total: Tourism & Culture			336	336	2,533	1,702	3,322	2,227	5,403	3,590	4,171	2,915	9,790	9,690	26,005	20,910		
Total: All Departments			336	336	2,533	1,702	3,322	2,227	5,403	3,590	4,171	2,915	9,790	9,690	26,005	20,910		

**CITY OF HAMILTON
2021-2045 CAPITAL BUDGET PROJECT DETAIL SHEET**

Division/Department: Tourism & Culture - Planning & Economic Development **Project ID:** 7102158210
Project Name: Public Art-Hamilton the Electric City

Category: Public Art
Ward(s): 5

Objective: The commissioning, fabrication and installation of a large scale work(s) of Public Art along the Waterfront Trail near 180 Van Wagner's Beach Road. The art work is to address the theme: Hamilton the Electric City, Nikola Tesla and the Five Johns.

Start Date: 2021
Completion Date: 2022
Status: Recommended (funded)
Tangible Capital Asset: Yes
Capital Budget Initiation: 2020
Program Type: Monument/Art Work

Expenses (000's)	Total	Pre 2021	2021	2022	2023	2024	2025	2026	2027	2028	2029	2030	2031-45
Other Capital Expenditures	225		225										
Total: Expenses	225		225										

Revenues (000's)	Total	Pre 2021	2021	2022	2023	2024	2025	2026	2027	2028	2029	2030	2031-45
From Program Reserves	200		200										
Other Revenues - External	25		25										
Total: Revenues	225		225										

Net Cost	0	0	0	0	0	0	0	0	0	0	0	0	0
-----------------	----------	----------	----------	----------	----------	----------	----------	----------	----------	----------	----------	----------	----------

Funding Required	0	0	0	0	0	0	0	0	0	0	0	0	0
-------------------------	----------	----------	----------	----------	----------	----------	----------	----------	----------	----------	----------	----------	----------

Operating Budget Impact:	2021	2022	2023 Onward
Costs(Savings) (000's)			
Staffing Impacts (F.T.E)			

Project Rating Attributes	Weight	Rating	Weighted Rank
Contractual/Legislated Obligations	46.00	0-0	
Health and Safety	16.00	0-0	
Operating Budget/Financial Impact	9.00	0-0	0.72
Strategic Direction (Dominant Project Theme)	29.00	0-1	0.29
Total			1.01

**CITY OF HAMILTON
2021-2045 CAPITAL BUDGET PROJECT DETAIL SHEET**

Division/Department: Tourism & Culture - Planning & Economic Development **Project ID:** 7102158211
Project Name: Public Art Locke Street Marker

Category: Public Art
Ward(s): 1

Objective:

The commissioning, fabrication and installation of a medium scale public art work for the north end of the Locke Street BIA to signify the entrance to the BIA and surrounding community.

Start Date: 2021
Completion Date: 2022
Status: Recommended (funded)
Tangible Capital Asset: Yes
Capital Budget Initiation: 2019
Program Type: Monument/Art Work

Expenses (000's)	Total	Pre 2021	2021	2022	2023	2024	2025	2026	2027	2028	2029	2030	2031-45
Other Capital Expenditures	100		100										
Total: Expenses	100		100										

Revenues (000's)	Total	Pre 2021	2021	2022	2023	2024	2025	2026	2027	2028	2029	2030	2031-45
From WIP Transfers	100		100										
Total: Revenues	100		100										

Net Cost	0	0	0	0	0	0	0	0	0	0	0	0	0
-----------------	----------	----------	----------	----------	----------	----------	----------	----------	----------	----------	----------	----------	----------

Funding Required	0	0	0	0	0	0	0	0	0	0	0	0	0
-------------------------	----------	----------	----------	----------	----------	----------	----------	----------	----------	----------	----------	----------	----------

Operating Budget Impact:	2021	2022	2023 Onward
Costs(Savings) (000's)			
Staffing Impacts (F.T.E)			

Project Rating Attributes	Weight	Rating	Weighted Rank
Contractual/Legislated Obligations	46.00	0-0	
Health and Safety	16.00	0-0	
Operating Budget/Financial Impact	9.00	0-0	0.72
Strategic Direction (Dominant Project Theme)	29.00	0-1	0.29
Total			1.01

**CITY OF HAMILTON
2021-2045 CAPITAL BUDGET PROJECT DETAIL SHEET**

Division/Department: Tourism & Culture - Planning & Economic Development **Project ID:** 7102158212

Category: Public Art

Project Name: Ancaster Memorial Arts Centre Public Art

Ward(s): 12

Objective:

'The commissioning, fabrication and installation of a large scale work(s) of Public Art for the site of the Ancaster Memorial Arts Centre at 357 Wilson Street as outlined by the Public Art Master Plan.

Start Date: 2021
Completion Date: 2022
Status: Recommended (funded)
Tangible Capital Asset: Yes
Capital Budget Initiation: 2020
Program Type: Monument/Art Work

Expenses (000's)	Total	Pre 2021	2021	2022	2023	2024	2025	2026	2027	2028	2029	2030	2031-45
Other Capital Expenditures	250		250										
Total: Expenses	250		250										

Revenues (000's)	Total	Pre 2021	2021	2022	2023	2024	2025	2026	2027	2028	2029	2030	2031-45
From Program Reserves	250		250										
Total: Revenues	250		250										

Net Cost	0	0	0	0	0	0	0	0	0	0	0	0	0
-----------------	----------	----------	----------	----------	----------	----------	----------	----------	----------	----------	----------	----------	----------

Funding Required	0	0	0	0	0	0	0	0	0	0	0	0	0
-------------------------	----------	----------	----------	----------	----------	----------	----------	----------	----------	----------	----------	----------	----------

Operating Budget Impact:	2021	2022	2023 Onward
Costs(Savings) (000's)			
Staffing Impacts (F.T.E)			

Project Rating Attributes	Weight	Rating	Weighted Rank
Contractual/Legislated Obligations	46.00	0-0	
Health and Safety	16.00	0-0	
Operating Budget/Financial Impact	9.00	0-0	0.72
Strategic Direction (Dominant Project Theme)	29.00	0-1	0.29
Total			1.01

**CITY OF HAMILTON
2021-2045 CAPITAL BUDGET PROJECT DETAIL SHEET**

Division/Department: Tourism & Culture - Planning & Economic Development **Project ID:** 7202041200

Category: Heritage Restoration Projects

Project Name: Dundurn Interior Restoration

Ward(s): 1

Objective:

Dundurn Castle is undergoing a multi-phase, multi-year interior restoration campaign repairing structure and decorative finishes last restored in the 1960's. This project will be addressing completing restoration work in the east wing of the house to correct water damage to the ceiling, cornice plaster and walls and to restore finishes.

Start Date: 2020
Completion Date: 2022
Status: Block
Tangible Capital Asset: Yes
Capital Budget Initiation: 2019
Program Type: Museum

Expenses (000's)	Total	Pre 2021	2021	2022	2023	2024	2025	2026	2027	2028	2029	2030	2031-45
Construction	213	75	70	68									
Project Management	84	25	30	29									
Total: Expenses	297	100	100	97									

Net Cost	297	100	100	97	0	0	0	0	0	0	0	0	0
-----------------	------------	------------	------------	-----------	----------	----------	----------	----------	----------	----------	----------	----------	----------

Financing Sources (000's)	Total	Pre 2021	2021	2022	2023	2024	2025	2026	2027	2028	2029	2030	2031-45
From Operating Fund	200	100	100										
Total: Financing Sources	200	100	100										

Funding Required	97	0	0	97	0	0	0	0	0	0	0	0	0
-------------------------	-----------	----------	----------	-----------	----------	----------	----------	----------	----------	----------	----------	----------	----------

Operating Budget Impact:	2021	2022	2023 Onward
Costs(Savings) (000's)			
Staffing Impacts (F.T.E)			

Project Rating Attributes	Weight	Rating	Weighted Rank
Contractual/Legislated Obligations	46.00	0-0	1.84
Health and Safety	16.00	0-0	0.64
Operating Budget/Financial Impact	9.00	0-0	0.09
Strategic Direction (Dominant Project Theme)	29.00	0-1	0.29
Total			2.86

**CITY OF HAMILTON
2021-2045 CAPITAL BUDGET PROJECT DETAIL SHEET**

Division/Department: Tourism & Culture - Planning & Economic Development **Project ID:** 7202058201

Category: Heritage Restoration Projects

Project Name: Monument Restoration

Ward(s): City Wide

Objective:

Ongoing restoration is required for the City of Hamilton's interior and exterior Public Art, sculptures and monuments, located throughout Hamilton's facilities, arenas, community centres and parks.

Start Date: 2020

Completion Date: 2023

Status: Block

Tangible Capital Asset: Yes

Capital Budget Initiation: 2019

Program Type: Asset Preservation

Expenses (000's)	Total	Pre 2021	2021	2022	2023	2024	2025	2026	2027	2028	2029	2030	2031-45
Other Capital Expenditures	345	60	70	70	70	75							
Project Management	45	5	5	5	5	25							
Total: Expenses	390	65	75	75	75	100							

Net Cost	390	65	75	75	75	100	0	0	0	0	0	0	0
-----------------	------------	-----------	-----------	-----------	-----------	------------	----------	----------	----------	----------	----------	----------	----------

Financing Sources (000's)	Total	Pre 2021	2021	2022	2023	2024	2025	2026	2027	2028	2029	2030	2031-45
From Operating Fund	140	65	75										
Total: Financing Sources	140	65	75										

Funding Required	250	0	0	75	75	100	0	0	0	0	0	0	0
-------------------------	------------	----------	----------	-----------	-----------	------------	----------	----------	----------	----------	----------	----------	----------

Operating Budget Impact:	2021	2022	2023 Onward
Costs(Savings) (000's)			
Staffing Impacts (F.T.E)			

Project Rating Attributes	Weight	Rating	Weighted Rank
Contractual/Legislated Obligations	46.00	0-0	1.84
Health and Safety	16.00	0-0	0.64
Operating Budget/Financial Impact	9.00	0-0	0.09
Strategic Direction (Dominant Project Theme)	29.00	0-1	0.29
Total			2.86

**CITY OF HAMILTON
2021-2045 CAPITAL BUDGET PROJECT DETAIL SHEET**

Division/Department: Tourism & Culture - Planning & Economic Development **Project ID:** 7202058202

Category: Information Management Development

Project Name: Collections Management

Ward(s): City Wide

Objective:

Tourism and Culture is completing a multi-year project to develop and implement a current generation/best practice museums collections information management system. The software application is in place and for the last few years staff have been addressing the decades long backlog of cataloging and collection management issues. The information related to the great majority of the 60,000 three dimensional artifacts has been recorded. Large collections of archival material and archaeological specimens remain to be completed.

Start Date: 2020
Completion Date: 2023
Status: Block
Tangible Capital Asset: Yes
Capital Budget Initiation: 2019
Program Type: Information

Expenses (000's)	Total	Pre 2021	2021	2022	2023	2024	2025	2026	2027	2028	2029	2030	2031-45
Other Capital Expenditures	644	135	149	120	120	120							
Project Management	116	36	20	20	20	20							
Total: Expenses	760	171	169	140	140	140							

Net Cost	760	171	169	140	140	140	0	0	0	0	0	0	0
-----------------	------------	------------	------------	------------	------------	------------	----------	----------	----------	----------	----------	----------	----------

Financing Sources (000's)	Total	Pre 2021	2021	2022	2023	2024	2025	2026	2027	2028	2029	2030	2031-45
From Operating Fund	340	171	169										
Total: Financing Sources	340	171	169										

Funding Required	420	0	0	140	140	140	0	0	0	0	0	0	0
-------------------------	------------	----------	----------	------------	------------	------------	----------	----------	----------	----------	----------	----------	----------

Operating Budget Impact:	2021	2022	2023 Onward
Costs(Savings) (000's)			
Staffing Impacts (F.T.E)			

Project Rating Attributes	Weight	Rating	Weighted Rank
Contractual/Legislated Obligations	46.00	0-0	1.38
Health and Safety	16.00	0-0	0.64
Operating Budget/Financial Impact	9.00	0-0	0.18
Strategic Direction (Dominant Project Theme)	29.00	0-1	0.29
Total			2.49

**CITY OF HAMILTON
2021-2045 CAPITAL BUDGET PROJECT DETAIL SHEET**

Division/Department: Tourism & Culture - Planning & Economic Development **Project ID:** 7202141105

Category: Heritage Restoration Projects

Project Name: Steam Museum Shed Restoration

Ward(s): 4

Objective:

The Carpenter's Shed building attached to the main Pump-house at the Museum of Steam and Technology National Historic Site requires restoration to correct exterior condition problems and safety issues. Work will include repair to masonry to restore spalling brick and the redesign of the entrances to provide accessibility and fire safety.

Start Date: 2021
Completion Date: 2023
Status: Block
Tangible Capital Asset: Yes
Capital Budget Initiation: 2019
Program Type: Heritage Facility

Expenses (000's)	Total	Pre 2021	2021	2022	2023	2024	2025	2026	2027	2028	2029	2030	2031-45
Construction	224		154	70									
Project Management	96		66	30									
Total: Expenses	320		220	100									

Net Cost	320	0	220	100	0	0	0	0	0	0	0	0	0
-----------------	------------	----------	------------	------------	----------	----------	----------	----------	----------	----------	----------	----------	----------

Financing Sources (000's)	Total	Pre 2021	2021	2022	2023	2024	2025	2026	2027	2028	2029	2030	2031-45
From Operating Fund	220		220										
Total: Financing Sources	220		220										

Funding Required	100	0	0	100	0	0	0	0	0	0	0	0	0
-------------------------	------------	----------	----------	------------	----------	----------	----------	----------	----------	----------	----------	----------	----------

Operating Budget Impact:	2021	2022	2023 Onward
Costs(Savings) (000's)			
Staffing Impacts (F.T.E)			

Project Rating Attributes	Weight	Rating	Weighted Rank
Contractual/Legislated Obligations	46.00	0-0	2.30
Health and Safety	16.00	0-0	1.12
Operating Budget/Financial Impact	9.00	0-0	0.09
Strategic Direction (Dominant Project Theme)	29.00	0-1	0.29
Total			3.80

**CITY OF HAMILTON
2021-2045 CAPITAL BUDGET PROJECT DETAIL SHEET**

Division/Department: Tourism & Culture - Planning & Economic Development **Project ID:** 7202141106

Category: Heritage Restoration Projects

Project Name: Whitehern Interior Conservation

Ward(s): 2

Objective:

Whitehern Museum last had major restoration work done in the 1960's. A comprehensive phased restoration campaign is being undertaken room by room to correct structural and finish problems throughout the house. The Dining Room plaster is damaged and detached from the lath in some areas and requires restoration to correct both the underlying structure and to repair the cracking. Finishes will be updated in this room where required as part of the restoration work.

Start Date: 2021
Completion Date: 2023
Status: Block
Tangible Capital Asset: Yes
Capital Budget Initiation: 2019
Program Type: Museum

Expenses (000's)	Total	Pre 2021	2021	2022	2023	2024	2025	2026	2027	2028	2029	2030	2031-45
Construction	70		70										
Project Management	30		30										
Total: Expenses	100		100										

Net Cost	100	0	100	0	0	0	0	0	0	0	0	0	0
-----------------	------------	----------	------------	----------	----------	----------	----------	----------	----------	----------	----------	----------	----------

Financing Sources (000's)	Total	Pre 2021	2021	2022	2023	2024	2025	2026	2027	2028	2029	2030	2031-45
From Operating Fund	100		100										
Total: Financing Sources	100		100										

Funding Required	0	0	0	0	0	0	0	0	0	0	0	0	0
-------------------------	----------	----------	----------	----------	----------	----------	----------	----------	----------	----------	----------	----------	----------

Operating Budget Impact:	2021	2022	2023 Onward
Costs(Savings) (000's)			
Staffing Impacts (F.T.E)			

Project Rating Attributes	Weight	Rating	Weighted Rank
Contractual/Legislated Obligations	46.00	0-0	1.84
Health and Safety	16.00	0-0	1.28
Operating Budget/Financial Impact	9.00	0-0	0.09
Strategic Direction (Dominant Project Theme)	29.00	0-1	0.29
Total			3.50

**CITY OF HAMILTON
2021-2045 CAPITAL BUDGET PROJECT DETAIL SHEET**

Division/Department: Tourism & Culture - Planning & Economic Development **Project ID:** 7202141210

Category: Renovation Project

Project Name: Ancaster Old Town Hall Exterior Restoration

Ward(s): 12

Objective:

Ancaster Old Town hall requires exterior restoration work to repair water damage and holes in the building's woodwork. This work includes restoration of the soffit and fascia, the roof cupola, the front porch assembly and repainting of the exterior woodwork to the historic colour palette.

Start Date: 2021

Completion Date: 2023

Status: Block

Tangible Capital Asset: Yes

Capital Budget Initiation: 2020

Program Type: Heritage Facility

Expenses (000's)	Total	Pre 2021	2021	2022	2023	2024	2025	2026	2027	2028	2029	2030	2031-45
Construction	308		105	203									
Project Management	132		45	87									
Total: Expenses	440		150	290									

Net Cost	440	0	150	290	0	0	0	0	0	0	0	0	0
-----------------	------------	----------	------------	------------	----------	----------	----------	----------	----------	----------	----------	----------	----------

Financing Sources (000's)	Total	Pre 2021	2021	2022	2023	2024	2025	2026	2027	2028	2029	2030	2031-45
From Operating Fund	150		150										
Total: Financing Sources	150		150										

Funding Required	290	0	0	290	0	0	0	0	0	0	0	0	0
-------------------------	------------	----------	----------	------------	----------	----------	----------	----------	----------	----------	----------	----------	----------

Operating Budget Impact:	2021	2022	2023 Onward
Costs(Savings) (000's)			
Staffing Impacts (F.T.E)			

Project Rating Attributes	Weight	Rating	Weighted Rank
Contractual/Legislated Obligations	46.00	0-0	0.92
Health and Safety	16.00	0-0	0.80
Operating Budget/Financial Impact	9.00	0-0	0.09
Strategic Direction (Dominant Project Theme)	29.00	0-1	0.29
Total			2.10

CITY OF HAMILTON
2021-2045 CAPITAL BUDGET PROJECT DETAIL SHEET

Division/Department: Tourism & Culture - Planning & Economic Development **Project ID:** 7202141212

Category: Renovation Project

Project Name: Dundurn Cockpit Restoration

Ward(s): 1

Objective:

Restoration of the exterior elements including the wooden cupola, soffit and fascia, masonry and porches is required at the Cockpit building located at Dundurn Castle.

Start Date: 2021
Completion Date: 2023
Status: Block
Tangible Capital Asset: Yes
Capital Budget Initiation: 2020
Program Type: Heritage Facility

Expenses (000's)	Total	Pre 2021	2021	2022	2023	2024	2025	2026	2027	2028	2029	2030	2031-45
Construction	266		91		175								
Project Management	114		39		75								
Total: Expenses	380		130		250								

Net Cost	380	0	130	0	250	0	0	0	0	0	0	0	0
-----------------	------------	----------	------------	----------	------------	----------	----------	----------	----------	----------	----------	----------	----------

Financing Sources (000's)	Total	Pre 2021	2021	2022	2023	2024	2025	2026	2027	2028	2029	2030	2031-45
From Operating Fund	130		130										
Total: Financing Sources	130		130										

Funding Required	250	0	0	0	250	0	0	0	0	0	0	0	0
-------------------------	------------	----------	----------	----------	------------	----------	----------	----------	----------	----------	----------	----------	----------

Operating Budget Impact:	2021	2022	2023 Onward
Costs(Savings) (000's)			
Staffing Impacts (F.T.E)			

Project Rating Attributes	Weight	Rating	Weighted Rank
Contractual/Legislated Obligations	46.00	0-0	2.30
Health and Safety	16.00	0-0	0.64
Operating Budget/Financial Impact	9.00	0-0	0.09
Strategic Direction (Dominant Project Theme)	29.00	0-1	0.29
Total			3.32

CITY OF HAMILTON
2021-2045 CAPITAL BUDGET PROJECT DETAIL SHEET

Division/Department: Tourism & Culture - Planning & Economic Development **Project ID:** 7202141213

Category: Replacement Project

Project Name: Dundurn HVAC Replacement

Ward(s): 1

Objective:

The HVAC equipment at Dundurn was installed during the 1967 restoration and is failing and obsolete. Replacements of components and repairs are no longer sufficient and the system is leaking and inefficient. This project would completely replace all the older HVAC systems and install a new balancing and building automation system to more efficiently manage heating and cooling in the building. Investigation and updating of the sprinkler systems would also be done as part of this project.

Start Date: 2021
Completion Date: 2023
Status: Block
Tangible Capital Asset: Yes
Capital Budget Initiation: 2020
Program Type: Museum

Expenses (000's)	Total	Pre 2021	2021	2022	2023	2024	2025	2026	2027	2028	2029	2030	2031-45
Construction	498		133	190	175								
Project Management	142		57	60	25								
Total: Expenses	640		190	250	200								

Net Cost	640	0	190	250	200	0	0	0	0	0	0	0	0
-----------------	------------	----------	------------	------------	------------	----------	----------	----------	----------	----------	----------	----------	----------

Financing Sources (000's)	Total	Pre 2021	2021	2022	2023	2024	2025	2026	2027	2028	2029	2030	2031-45
From Operating Fund	190		190										
Total: Financing Sources	190		190										

Funding Required	450	0	0	250	200	0	0	0	0	0	0	0	0
-------------------------	------------	----------	----------	------------	------------	----------	----------	----------	----------	----------	----------	----------	----------

Operating Budget Impact:	2021	2022	2023 Onward
Costs(Savings) (000's)			
Staffing Impacts (F.T.E)			

Project Rating Attributes	Weight	Rating	Weighted Rank
Contractual/Legislated Obligations	46.00	0-0	1.84
Health and Safety	16.00	0-0	0.64
Operating Budget/Financial Impact	9.00	0-0	0.09
Strategic Direction (Dominant Project Theme)	29.00	0-1	0.29
Total			2.86

**CITY OF HAMILTON
2021-2045 CAPITAL BUDGET PROJECT DETAIL SHEET**

Division/Department: Tourism & Culture - Planning & Economic Development **Project ID:** 7202141217

Category: Restorations

Project Name: Veevers Estate Tenant Improvements

Ward(s): 5

Objective:

The Veevers Estate is a tenanted heritage facility rented to Green Venture and managed by Tourism and Culture. Repairs are required to undertake exterior repairs and upgrade HVAC equipment at the site.

Start Date: 2021
Completion Date: 2023
Status: Block
Tangible Capital Asset: Yes
Capital Budget Initiation: 2020
Program Type: Heritage Facility

Expenses (000's)	Total	Pre 2021	2021	2022	2023	2024	2025	2026	2027	2028	2029	2030	2031-45
Construction	98		98										
Project Management	20		20										
Total: Expenses	118		118										

Net Cost	118	0	118	0	0	0	0	0	0	0	0	0	0
-----------------	------------	----------	------------	----------	----------	----------	----------	----------	----------	----------	----------	----------	----------

Financing Sources (000's)	Total	Pre 2021	2021	2022	2023	2024	2025	2026	2027	2028	2029	2030	2031-45
From Operating Fund	118		118										
Total: Financing Sources	118		118										

Funding Required	0	0	0	0	0	0	0	0	0	0	0	0	0
-------------------------	----------	----------	----------	----------	----------	----------	----------	----------	----------	----------	----------	----------	----------

Operating Budget Impact:	2021	2022	2023 Onward
Costs(Savings) (000's)			
Staffing Impacts (F.T.E)			

Project Rating Attributes	Weight	Rating	Weighted Rank
Contractual/Legislated Obligations	46.00	0-0	0.92
Health and Safety	16.00	0-0	0.96
Operating Budget/Financial Impact	9.00	0-0	
Strategic Direction (Dominant Project Theme)	29.00	0-1	0.29
Total			2.17

CITY OF HAMILTON
2021-2045 CAPITAL BUDGET PROJECT DETAIL SHEET

Division/Department: Tourism & Culture - Planning & Economic Development **Project ID:** 7202141218

Category: Rehabilitation Project

Project Name: Whitehern Exterior Shutter Conservation

Ward(s): 2

Objective:

Whitehern Museum last had major restoration work done in the 1960's. A comprehensive phased restoration campaign is being undertaken to correct condition issues on the exterior of the building. The shutters are a mix of 19th century originals and 20th century replacements are in poor condition. Some have been removed from the building due to damage and decay. This project would restore and re-install the shutters to building.

Start Date: 2021

Completion Date: 2023

Status: Block

Tangible Capital Asset: Yes

Capital Budget Initiation: 2020

Program Type: Museum

Expenses (000's)	Total	Pre 2021	2021	2022	2023	2024	2025	2026	2027	2028	2029	2030	2031-45
Construction	80		80										
Project Management	25		25										
Total: Expenses	105		105										

Net Cost	105	0	105	0	0	0	0	0	0	0	0	0	0
-----------------	------------	----------	------------	----------	----------	----------	----------	----------	----------	----------	----------	----------	----------

Financing Sources (000's)	Total	Pre 2021	2021	2022	2023	2024	2025	2026	2027	2028	2029	2030	2031-45
From Operating Fund	105		105										
Total: Financing Sources	105		105										

Funding Required	0	0	0	0	0	0	0	0	0	0	0	0	0
-------------------------	----------	----------	----------	----------	----------	----------	----------	----------	----------	----------	----------	----------	----------

Operating Budget Impact:	2021	2022	2023 Onward
Costs(Savings) (000's)			
Staffing Impacts (F.T.E)			

Project Rating Attributes	Weight	Rating	Weighted Rank
Contractual/Legislated Obligations	46.00	0-0	1.84
Health and Safety	16.00	0-0	1.28
Operating Budget/Financial Impact	9.00	0-0	0.09
Strategic Direction (Dominant Project Theme)	29.00	0-1	0.29
Total			3.50

**CITY OF HAMILTON
2021-2045 CAPITAL BUDGET PROJECT DETAIL SHEET**

Division/Department: Tourism & Culture - Planning & Economic Development **Project ID:** 7202158210

Category: Inventory of Items

Project Name: Built Heritage Inventory

Ward(s): City Wide

Objective:

Heritage Resource Management is continuing the Built Heritage Inventory for the City of Hamilton, registering buildings of historic significance into an online database and reviewing and updating information on the backlog of listed heritage properties.

Start Date: 2021
Completion Date: 2023
Status: Block
Tangible Capital Asset: No
Capital Budget Initiation: 2019
Program Type: Information

Expenses (000's)	Total	Pre 2021	2021	2022	2023	2024	2025	2026	2027	2028	2029	2030	2031-45
Other Capital Expenditures	471		91	110	160	110							
Project Management	69		39	10	10	10							
Total: Expenses	540		130	120	170	120							

Net Cost	540	0	130	120	170	120	0	0	0	0	0	0	0
-----------------	------------	----------	------------	------------	------------	------------	----------	----------	----------	----------	----------	----------	----------

Financing Sources (000's)	Total	Pre 2021	2021	2022	2023	2024	2025	2026	2027	2028	2029	2030	2031-45
From Operating Fund	130		130										
Total: Financing Sources	130		130										

Funding Required	410	0	0	120	170	120	0	0	0	0	0	0	0
-------------------------	------------	----------	----------	------------	------------	------------	----------	----------	----------	----------	----------	----------	----------

Operating Budget Impact:	2021	2022	2023 Onward
Costs(Savings) (000's)			
Staffing Impacts (F.T.E)			

Project Rating Attributes	Weight	Rating	Weighted Rank
Contractual/Legislated Obligations	46.00	0-0	2.76
Health and Safety	16.00	0-0	0.16
Operating Budget/Financial Impact	9.00	0-0	0.09
Strategic Direction (Dominant Project Theme)	29.00	0-1	0.29
Total			3.30

**CITY OF HAMILTON
2021-2045 CAPITAL BUDGET PROJECT DETAIL SHEET**

Division/Department: Tourism & Culture - Planning & Economic Development **Project ID:** 7202158212
Project Name: Heritage Site Documentation Study

Category: Plans/Studies
Ward(s): City Wide

Objective:

Updated designated substance reports and site emergency floor plans are required for all the buildings managed by Tourism and Culture. This includes 30 buildings of varying sizes.

Start Date: 2021
Completion Date: 2023
Status: Block
Tangible Capital Asset: No
Capital Budget Initiation: 2020
Program Type: Heritage Facility

Expenses (000's)	Total	Pre 2021	2021	2022	2023	2024	2025	2026	2027	2028	2029	2030	2031-45
Consultant	84		84										
Project Management	36		36										
Total: Expenses	120		120										

Net Cost	120	0	120	0	0	0	0	0	0	0	0	0	0
-----------------	------------	----------	------------	----------	----------	----------	----------	----------	----------	----------	----------	----------	----------

Financing Sources (000's)	Total	Pre 2021	2021	2022	2023	2024	2025	2026	2027	2028	2029	2030	2031-45
From Operating Fund	120		120										
Total: Financing Sources	120		120										

Funding Required	0	0	0	0	0	0	0	0	0	0	0	0	0
-------------------------	----------	----------	----------	----------	----------	----------	----------	----------	----------	----------	----------	----------	----------

Operating Budget Impact:	2021	2022	2023 Onward
Costs(Savings) (000's)			
Staffing Impacts (F.T.E)			

Project Rating Attributes	Weight	Rating	Weighted Rank
Contractual/Legislated Obligations	46.00	0-0	4.14
Health and Safety	16.00	0-0	1.44
Operating Budget/Financial Impact	9.00	0-0	0.09
Strategic Direction (Dominant Project Theme)	29.00	0-1	0.29
Total			5.96

CITY OF HAMILTON
2021-2045 CAPITAL BUDGET PROJECT DETAIL SHEET

Division/Department: Tourism & Culture - Planning & Economic Development **Project ID:** 7202158213

Category: Rehabilitation Project

Project Name: Museum Development

Ward(s): City Wide

Objective:

The Hamilton Civic Museums are undergoing a redevelopment of functions and public programming. As part of this redevelopment, exhibit planning and execution, new equipment and the renovation of spaces is required to suit new programming and functions.

Start Date: 2021
Completion Date: 2023
Status: Block
Tangible Capital Asset: Yes
Capital Budget Initiation: 2020
Program Type: Museum

Expenses (000's)	Total	Pre 2021	2021	2022	2023	2024	2025	2026	2027	2028	2029	2030	2031-45
Construction	20		20										
Consultant	191		52	39	50	50							
Project Management	69		23	16	15	15							
Total: Expenses	280		95	55	65	65							

Net Cost	280	0	95	55	65	65	0	0	0	0	0	0	0
-----------------	------------	----------	-----------	-----------	-----------	-----------	----------	----------	----------	----------	----------	----------	----------

Financing Sources (000's)	Total	Pre 2021	2021	2022	2023	2024	2025	2026	2027	2028	2029	2030	2031-45
From Operating Fund	95		95										
Total: Financing Sources	95		95										

Funding Required	185	0	0	55	65	65	0	0	0	0	0	0	0
-------------------------	------------	----------	----------	-----------	-----------	-----------	----------	----------	----------	----------	----------	----------	----------

Operating Budget Impact:	2021	2022	2023 Onward
Costs(Savings) (000's)			
Staffing Impacts (F.T.E)			

Project Rating Attributes	Weight	Rating	Weighted Rank
Contractual/Legislated Obligations	46.00	0-0	1.84
Health and Safety	16.00	0-0	0.64
Operating Budget/Financial Impact	9.00	0-0	0.09
Strategic Direction (Dominant Project Theme)	29.00	0-1	0.29
Total			2.86

Public Works Tax Funded

**City of Hamilton
2021 - 2030 Capital Budget
Departmental Summary (000's)**

	2021		2022		2023		2024		4 Year		10 Year	
	Gross	Net	Gross	Net	Gross	Net	Gross	Net	Gross	Net	Gross	Net
Public Works Tax Funded												
<i>Included in the Financing Plan</i>												
Corporate Facilities	13,695	5,540	4,565	4,355	4,480	4,270	4,305	4,095	27,045	18,260	55,410	45,365
Energy Initiatives	125	-	50	-	-	-	-	-	175	-	175	-
Entertainment Facilities	1,800	800	800	800	800	800	800	800	4,200	3,200	9,000	8,000
Fleet Services	10,632	-	10,434	-	10,643	-	10,856	-	42,565	-	112,417	-
Forestry & Horticulture	4,315	4,165	4,095	3,945	1,345	1,345	1,345	1,345	11,100	10,800	19,170	18,870
Long Term Care Facilities	5,467	500	24,100	13,248	400	-	400	-	30,367	13,748	32,767	13,748
O & M - Parks & Cemeteries	2,375	1,678	2,842	2,180	2,527	1,805	2,927	2,240	10,671	7,903	30,143	23,033
Open Space Development	13,448	3,590	4,539	3,233	9,146	6,840	4,234	496	31,367	14,159	41,292	16,298
Recreation Facilities	15,311	4,581	5,775	5,775	4,815	4,815	4,310	4,310	30,211	19,481	57,096	45,286
Roads	111,907	62,764	61,360	42,261	43,340	36,397	41,060	33,527	257,667	174,949	446,507	336,720
Transit Services	192,892	19,350	36,422	1,468	30,911	733	34,088	867	294,313	22,418	437,419	38,418
Waste Management	6,515	4,034	3,158	2,975	3,020	2,831	17,566	12,155	30,259	21,995	238,778	229,519
West Harbour & Waterfront Strategic Initiatives	9,020	9,020	4,120	4,120	3,600	3,600	-	-	16,740	16,740	18,840	18,840
Total:	387,502	116,021	162,260	84,360	115,027	63,436	121,891	59,835	786,680	323,652	1,499,014	794,096
<i>Not Included in the Financing Plan</i>												
Corporate Facilities	820	820	-	-	-	-	-	-	820	820	820	820
Entertainment Facilities	12,393	11,293	8,025	8,025	9,025	9,025	8,025	8,025	37,468	36,368	89,693	88,593
O & M - Parks & Cemeteries	2,846	2,846	2,066	2,066	1,583	1,583	1,960	1,960	8,455	8,455	18,095	18,095
Open Space Development	415	-	3,184	-	2,728	2,563	8,784	648	15,111	3,211	18,745	6,845
Recreation Facilities	293	-	3,697	-	1,062	-	-	-	5,052	-	5,052	-
Total:	16,767	14,959	16,972	10,091	14,398	13,171	18,769	10,633	66,906	48,854	132,405	114,353
<i>Beginning in Future Years</i>												
Corporate Facilities	-	-	2,870	2,850	2,100	2,100	1,100	1,100	6,070	6,050	13,120	13,100
Energy Initiatives	-	-	2,600	2,600	-	-	-	-	2,600	2,600	2,600	2,600
Fleet Services	-	-	4,221	4,051	170	-	170	-	4,561	4,051	5,411	4,051
Forestry & Horticulture	-	-	-	-	75	-	-	-	75	-	75	-
O & M - Parks & Cemeteries	-	-	560	560	560	560	560	560	1,680	1,680	5,040	5,040
Open Space Development	-	-	27,394	15,643	12,952	3,830	10,985	2,215	51,331	21,688	85,357	42,469
Recreation Facilities	-	-	35,810	8,330	47,872	20,181	23,198	3,061	106,880	31,572	233,280	67,927
Roads	-	-	39,947	20,881	54,806	30,328	58,785	38,576	153,538	89,785	593,494	391,634
Transit Services	-	-	31,000	8,267	50	-	-	-	31,050	8,267	35,925	13,092
Waste Management	-	-	7,767	6,867	500	500	267	267	8,534	7,634	69,743	68,843

**City of Hamilton
2021 - 2030 Capital Budget
Departmental Summary (000's)**

	2021		2022		2023		2024		4 Year		10 Year	
	Gross	Net	Gross	Net	Gross	Net	Gross	Net	Gross	Net	Gross	Net
West Harbour & Waterfront Strategic Initiatives	-	-	10,900	7,810	5,350	3,872	28,300	21,168	44,550	32,850	45,700	33,379
Total:	-	-	163,069	77,859	124,435	61,371	123,365	66,947	410,869	206,177	1,089,745	642,135
Total: Public Works Tax Funded	404,269	130,980	342,301	172,310	253,860	137,978	264,025	137,415	1,264,455	578,683	2,721,164	1,550,584
Total: All Departments	404,269	130,980	342,301	172,310	253,860	137,978	264,025	137,415	1,264,455	578,683	2,721,164	1,550,584

Corporate Facilities

City of Hamilton
2021 - 2030 Capital Budget
Ten Year Included, Not Included, Future Project Summary (000's)

Ward	Project	Pre 2021		2021		2022		2023		2024		2025 to 2030		Total Project		Start Year	End Year	
		Gross	Net	Gross	Net	Gross	Net	Gross	Net	Gross	Net	Gross	Net	Gross	Net			
Corporate Facilities																		
Included in the Financing Plan																		
City Wide	3541849003	Backflow Prevention for Various Facilities	2,978	2,183	291	250	-	-	-	-	-	-	-	-	3,269	2,433	2013	2021
	3542050001	EFFM Facility Yard Relocation	-	-	4,400	957	-	-	-	-	-	-	-	-	4,400	957		Ongoing
City Wide	3542141009	Program - Compliance Remediation	-	-	477	200	450	450	450	450	450	450	2,250	2,250	4,077	3,800	2021	Ongoing
City Wide	3542141010	Program - Facility Upgrades to Hamilton Public Libraries	-	-	266	200	800	800	800	800	800	800	4,800	4,800	7,466	7,400	2021	Ongoing
City Wide	3542141013	Program - Firestations Facility Upgrade	-	-	996	170	710	710	710	710	710	710	4,260	4,260	7,386	6,560	2021	Ongoing
City Wide	3542141409	Program - Facilities Code & Legislative Compliance	-	-	200	200	400	400	400	400	400	400	2,400	2,400	3,800	3,800	2021	Ongoing
City Wide	3542141412	Program - Roof Management	-	-	4,613	2,713	950	950	950	950	950	950	5,700	5,700	13,163	11,263	2021	Ongoing
City Wide	3542141532	Program - Facility Capital Maintenance	-	-	450	250	300	300	300	300	300	300	1,800	1,800	3,150	2,950	2021	Ongoing
10	3542141910	Stoney Creek City Hall -RCMP Lease Capital Replacement	-	-	610	-	210	-	210	-	210	-	1,260	-	2,500	-	2021	Ongoing
City Wide	3542151001	Program - Mechanical Infrastructure Life-cycle Renewal	-	-	350	350	350	350	350	350	350	350	2,100	2,100	3,500	3,500	2021	Ongoing
City Wide	3542151900	Program - Generator Compliance Testing and Upgrades	-	-	590	100	-	-	-	-	-	-	2,480	2,480	3,070	2,580	2021	Ongoing
City Wide	3542155100	Program - Corporate Facilities Audit	-	-	452	150	395	395	310	310	135	135	1,315	1,315	2,607	2,305	2021	Ongoing
		Total:	2,978	2,183	13,695	5,540	4,565	4,355	4,480	4,270	4,305	4,095	28,365	27,105	58,388	47,548		
Not Included in the Financing Plan																		
2	3542141100	City Hall Forecourt Security Enhancements	-	-	820	820	-	-	-	-	-	-	-	-	820	820	2021	2021
		Total:	-	-	820	820	-	-	-	-	-	-	-	-	820	820		
Beginning in Future Years																		
City Wide	3542041001	1579 Burlington Street Below Ground Demolition, Decommissioning and Filling of the Basements	1,000	1,000	-	-	-	-	1,000	1,000	-	-	-	-	2,000	2,000	2020	2021
2	3542041002	City Hall Garage Roof Slab Structural Rehabilitation	140	140	-	-	1,000	1,000	-	-	-	-	-	-	1,140	1,140	2020	2022
City Wide	3542141631	Program - Facilities Security	-	-	-	-	20	-	-	-	-	-	-	-	20	-	2021	2021
City Wide	3542141648	Program - Parking Lot Rehabilitation	-	-	-	-	450	450	450	450	450	450	2,700	2,700	4,050	4,050	2021	Ongoing
2	3542149001	City Hall Forecourt Landscaping	750	750	-	-	750	750	-	-	-	-	-	-	1,500	1,500	2021	2021
City Wide	3542155001	Program - Yard Capital Renewal Program	300	-	-	-	650	650	650	650	650	650	4,350	4,350	6,600	6,300	2021	Ongoing
		Total:	2,190	1,890	-	-	2,870	2,850	2,100	2,100	1,100	1,100	7,050	7,050	15,310	14,990		
		Total: Corporate Facilities	5,168	4,073	14,515	6,360	7,435	7,205	6,580	6,370	5,405	5,195	35,415	34,155	74,518	63,358		
		Total: All Departments	5,168	4,073	14,515	6,360	7,435	7,205	6,580	6,370	5,405	5,195	35,415	34,155	74,518	63,358		

CITY OF HAMILTON
2021-2045 CAPITAL BUDGET PROJECT DETAIL SHEET

Division/Department: Corporate Facilities - Public Works Tax Funded

Project ID: 3541849003

Category: Maintenance Projects

Project Name: Backflow Prevention for Various Facilities

Ward(s): City Wide

Objective:

To establish compliance with City Bylaw No 10-103 respecting the Prevention of Backflow into Water Distribution System. This is an ongoing multi-year project. Between 2016-2021 the remainder of the sites are completed or underway, with high hazard sites completed first followed by moderate sites.

Start Date: 2013

Completion Date: 2021

Status: Block

Tangible Capital Asset: Yes

Capital Budget Initiation: 2013

Program Type: Buildings

Expenses (000's)	Total	Pre 2021	2021	2022	2023	2024	2025	2026	2027	2028	2029	2030	2031-45
Construction	2,862	2,621	241										
Design	67	67											
Internal Resources/Staffing	340	290	50										
Total: Expenses	3,269	2,978	291										

Revenues (000's)	Total	Pre 2021	2021	2022	2023	2024	2025	2026	2027	2028	2029	2030	2031-45
From Reserves	795	795											
From WIP Transfers	41		41										
Total: Revenues	836	795	41										

Net Cost	2,433	2,183	250	0	0	0	0	0	0	0	0	0	0
-----------------	--------------	--------------	------------	----------	----------	----------	----------	----------	----------	----------	----------	----------	----------

Financing Sources (000's)	Total	Pre 2021	2021	2022	2023	2024	2025	2026	2027	2028	2029	2030	2031-45
From Operating Fund	1,783	1,533	250										
Total: Financing Sources	1,783	1,533	250										

Funding Required	650	650	0	0	0	0	0	0	0	0	0	0	0
-------------------------	------------	------------	----------	----------	----------	----------	----------	----------	----------	----------	----------	----------	----------

CITY OF HAMILTON
2021-2045 CAPITAL BUDGET PROJECT DETAIL SHEET

Division/Department: Corporate Facilities - Public Works Tax Funded
Project Name: Backflow Prevention for Various Facilities

Project ID: 3541849003

Category: Maintenance Projects

Ward(s): City Wide

Operating Budget Impact:	2021	2022	2023 Onward
Costs(Savings) (000's)	120.0		
Staffing Impacts (F.T.E)			

Project Rating Attributes	Weight	Rating	Weighted Rank
Contractual/Legislated Obligations	46.00	0-0	2.76
Health and Safety	16.00	0-0	1.28
Operating Budget/Financial Impact	9.00	0-0	0.36
Strategic Direction (Dominant Project Theme)	29.00	0-1	0.29
Total			4.69

Comments:

WIPS IN 3541349003 & 3541849003

**CITY OF HAMILTON
2021-2045 CAPITAL BUDGET PROJECT DETAIL SHEET**

Division/Department: Corporate Facilities - Public Works Tax Funded
Project Name: City Hall Garage Roof Slab Structural Rehabilitation

Project ID: 3542041002

Category: Maintenance Projects

Ward(s): 2

Objective:

To rehabilitate structural deterioration with City Hall Garage Roof Slab including: Clerks Central Records Room Repairs, Ex Covered Storage Area Repairs, Garage Bay Area Repairs, and Parapet Repairs.
As a result of a structure review and ongoing water penetration. Design 2021, construction 2022

Start Date: 2020
Completion Date: 2022
Status: Recommended (funded)
Tangible Capital Asset: Yes
Capital Budget Initiation: 2020
Program Type: Buildings

Expenses (000's)	Total	Pre 2021	2021	2022	2023	2024	2025	2026	2027	2028	2029	2030	2031-45
Construction	890			890									
Design	170	120		50									
Internal Resources/Staffing	80	20		60									
Total: Expenses	1,140	140		1,000									

Net Cost	1,140	140	0	1,000	0	0	0	0	0	0	0	0	0
-----------------	--------------	------------	----------	--------------	----------	----------	----------	----------	----------	----------	----------	----------	----------

Financing Sources (000's)	Total	Pre 2021	2021	2022	2023	2024	2025	2026	2027	2028	2029	2030	2031-45
From Operating Fund	140	140											
Total: Financing Sources	140	140											

Funding Required	1,000	0	0	1,000	0	0	0	0	0	0	0	0	0
-------------------------	--------------	----------	----------	--------------	----------	----------	----------	----------	----------	----------	----------	----------	----------

Operating Budget Impact:	2021	2022	2023 Onward
Costs(Savings) (000's)			
Staffing Impacts (F.T.E)			

Project Rating Attributes	Weight	Rating	Weighted Rank
Contractual/Legislated Obligations	46.00	0-0	2.76
Health and Safety	16.00	0-0	1.28
Operating Budget/Financial Impact	9.00	0-0	0.72
Strategic Direction (Dominant Project Theme)	29.00	0-1	0.29
Total			5.05

Comments:

As a result of a structure review and ongoing water penetration. Design 2021, construction 2022.
Defer \$1M to 2022; design 2021 WIPS IN 3542041002

**CITY OF HAMILTON
2021-2045 CAPITAL BUDGET PROJECT DETAIL SHEET**

Division/Department: Corporate Facilities - Public Works Tax Funded
Project Name: EFFM Facility Yard Relocation

Project ID: 3542050001

Category: Land Acquisition
Ward(s): 2

Objective:
Acquisition of 1 & 3 Hillyard as part of a PW yards strategy to relocate Facilities Maintenance Yard & Parks Play Equipment and Courts Section from 125 Barton Street

Start Date: 2021
Completion Date: Ongoing
Status: Recommended (funded)
Tangible Capital Asset: No
Capital Budget Initiation: 2020
Program Type: Facilities Programs

Expenses (000's)	Total	Pre 2021	2021	2022	2023	2024	2025	2026	2027	2028	2029	2030	2031-45
Buildings R&R	2,900		2,900										
Land/Property	1,500		1,500										
Total: Expenses	4,400		4,400										

Revenues (000's)	Total	Pre 2021	2021	2022	2023	2024	2025	2026	2027	2028	2029	2030	2031-45
From Program Reserves	3,443		3,443										
Total: Revenues	3,443		3,443										

Net Cost	957	0	957	0	0	0	0	0	0	0	0	0	0
-----------------	------------	----------	------------	----------	----------	----------	----------	----------	----------	----------	----------	----------	----------

Financing Sources (000's)	Total	Pre 2021	2021	2022	2023	2024	2025	2026	2027	2028	2029	2030	2031-45
From Operating Fund	957		957										
Total: Financing Sources	957		957										

Funding Required	0	0	0	0	0	0	0	0	0	0	0	0	0
-------------------------	----------	----------	----------	----------	----------	----------	----------	----------	----------	----------	----------	----------	----------

Operating Budget Impact:	2021	2022	2023 Onward
Costs(Savings) (000's)			
Staffing Impacts (F.T.E)			

Project Rating Attributes	Weight	Rating	Weighted Rank
Contractual/Legislated Obligations	46.00	0-0	
Health and Safety	16.00	0-0	
Operating Budget/Financial Impact	9.00	0-0	
Strategic Direction (Dominant Project Theme)	29.00	0-1	
Total			

CITY OF HAMILTON
2021-2045 CAPITAL BUDGET PROJECT DETAIL SHEET

Division/Department: Corporate Facilities - Public Works Tax Funded

Project ID: 3542141009

Category: Annual Projects

Project Name: Program - Compliance Remediation

Ward(s): City Wide

Objective:

To address compliance remediation required on capital projects and operations in aged facilities.

Start Date: 2021

Completion Date: Ongoing

Status: Block

Tangible Capital Asset: No

Capital Budget Initiation: 2020

Program Type: Facilities Programs

Expenses (000's)	Total	Pre 2021	2021	2022	2023	2024	2025	2026	2027	2028	2029	2030	2031-45
Construction	2,250		250	250	250	250	250	250	250	250	250		
Consultant	1,377		177	150	150	150	150	150	150	150	150		
Internal Resources/Staffing	450		50	50	50	50	50	50	50	50	50		
Total: Expenses	4,077		477	450	450	450	450	450	450	450	450		

Revenues (000's)	Total	Pre 2021	2021	2022	2023	2024	2025	2026	2027	2028	2029	2030	2031-45
From WIP Transfers	277		277										
Total: Revenues	277		277										

Net Cost	3,800	0	200	450	450	450	450	450	450	450	450	0	0
-----------------	--------------	----------	------------	------------	------------	------------	------------	------------	------------	------------	------------	----------	----------

Financing Sources (000's)	Total	Pre 2021	2021	2022	2023	2024	2025	2026	2027	2028	2029	2030	2031-45
From Operating Fund	200		200										
Total: Financing Sources	200		200										

Funding Required	3,600	0	0	450	450	450	450	450	450	450	450	0	0
-------------------------	--------------	----------	----------	------------	------------	------------	------------	------------	------------	------------	------------	----------	----------

Operating Budget Impact:	2021	2022	2023 Onward
Costs(Savings) (000's)			
Staffing Impacts (F.T.E)			

Project Rating Attributes	Weight	Rating	Weighted Rank
Contractual/Legislated Obligations	46.00	0-0	4.60
Health and Safety	16.00	0-0	1.28
Operating Budget/Financial Impact	9.00	0-0	0.72
Strategic Direction (Dominant Project Theme)	29.00	0-1	0.29
Total			6.89

Comments:

Annual scope is asbestos management, DSS remediation and fuel spill management.
WIPS in 3542041009

**CITY OF HAMILTON
2021-2045 CAPITAL BUDGET PROJECT DETAIL SHEET**

Division/Department: Corporate Facilities - Public Works Tax Funded
Project Name: Program - Facility Upgrades to Hamilton Public Libraries

Project ID: 3542141010

Category: Maintenance Projects

Ward(s): City Wide

Objective:
 Lifecycle Renewal Program - Annual Project to complete renovations, repairs, mechanical and electrical upgrades to Libraries as well as improve accessibility.

Start Date: 2021
Completion Date: Ongoing
Status: Block
Tangible Capital Asset: No
Capital Budget Initiation: 2016
Program Type: Library

Expenses (000's)	Total	Pre 2021	2021	2022	2023	2024	2025	2026	2027	2028	2029	2030	2031-45
Construction	5,541		141	600	600	600	600	600	600	600	600	600	
Consultant	1,450		100	150	150	150	150	150	150	150	150	150	
Internal Resources/Staffing	475		25	50	50	50	50	50	50	50	50	50	
Total: Expenses	7,466		266	800	800	800	800	800	800	800	800	800	

Revenues (000's)	Total	Pre 2021	2021	2022	2023	2024	2025	2026	2027	2028	2029	2030	2031-45
From WIP Transfers	66		66										
Total: Revenues	66		66										

Net Cost	7,400	0	200	800	800	800	800	800	800	800	800	800	0
-----------------	--------------	----------	------------	------------	------------	------------	------------	------------	------------	------------	------------	------------	----------

Financing Sources (000's)	Total	Pre 2021	2021	2022	2023	2024	2025	2026	2027	2028	2029	2030	2031-45
From Operating Fund	200		200										
Total: Financing Sources	200		200										

Funding Required	7,200	0	0	800	800	800	800	800	800	800	800	800	0
-------------------------	--------------	----------	----------	------------	------------	------------	------------	------------	------------	------------	------------	------------	----------

Operating Budget Impact:	2021	2022	2023 Onward
Costs(Savings) (000's)			
Staffing Impacts (F.T.E)			

Project Rating Attributes	Weight	Rating	Weighted Rank
Contractual/Legislated Obligations	46.00	0-0	0.92
Health and Safety	16.00	0-0	0.64
Operating Budget/Financial Impact	9.00	0-0	0.72
Strategic Direction (Dominant Project Theme)	29.00	0-1	0.29
Total			2.57

Comments:

WIPS IN 3541641010 & 3541841010

CITY OF HAMILTON
2021-2045 CAPITAL BUDGET PROJECT DETAIL SHEET

Division/Department: Corporate Facilities - Public Works Tax Funded

Project ID: 3542141013

Category: Repairs

Project Name: Program - Firestations Facility Upgrade

Ward(s): City Wide

Objective:

Life cycle replacement of building elements on Firehalls, including renovation, repair, and upgrades.

Start Date: 2021

Completion Date: Ongoing

Status: Block

Tangible Capital Asset: Yes

Capital Budget Initiation: 2016

Program Type: Fire Stations

Expenses (000's)	Total	Pre 2021	2021	2022	2023	2024	2025	2026	2027	2028	2029	2030	2031-45
Construction	5,836		796	560	560	560	560	560	560	560	560	560	
Consultant	1,025		125	100	100	100	100	100	100	100	100	100	
Internal Resources/Staffing	525		75	50	50	50	50	50	50	50	50	50	
Total: Expenses	7,386		996	710	710	710	710	710	710	710	710	710	

Revenues (000's)	Total	Pre 2021	2021	2022	2023	2024	2025	2026	2027	2028	2029	2030	2031-45
From WIP Transfers	826		826										
Total: Revenues	826		826										

Net Cost	6,560	0	170	710	710	710	710	710	710	710	710	710	0
-----------------	--------------	----------	------------	------------	------------	------------	------------	------------	------------	------------	------------	------------	----------

Financing Sources (000's)	Total	Pre 2021	2021	2022	2023	2024	2025	2026	2027	2028	2029	2030	2031-45
From Operating Fund	170		170										
Total: Financing Sources	170		170										

Funding Required	6,390	0	0	710	710	710	710	710	710	710	710	710	0
-------------------------	--------------	----------	----------	------------	------------	------------	------------	------------	------------	------------	------------	------------	----------

**CITY OF HAMILTON
2021-2045 CAPITAL BUDGET PROJECT DETAIL SHEET**

Division/Department: Corporate Facilities - Public Works Tax Funded
Project Name: Program - Firestations Facility Upgrade

Project ID: 3542141013

Category: Repairs
Ward(s): City Wide

Operating Budget Impact:	2021	2022	2023 Onward
Costs(Savings) (000's)			
Staffing Impacts (F.T.E)			

Project Rating Attributes	Weight	Rating	Weighted Rank
Contractual/Legislated Obligations	46.00	0-0	0.92
Health and Safety	16.00	0-0	0.64
Operating Budget/Financial Impact	9.00	0-0	0.72
Strategic Direction (Dominant Project Theme)	29.00	0-1	0.29
Total			2.57

Comments:

Stations 1 / 2 / 12 (mechanical)
Stations 1 / 21 / 7 (parking)
Stations 30/15/15 ((partial) roofs)
WIPS in 3541641013, 3541741013, 3541841013, 3541941013, 3542041013

CITY OF HAMILTON
2021-2045 CAPITAL BUDGET PROJECT DETAIL SHEET

Division/Department: Corporate Facilities - Public Works Tax Funded
Project Name: Program - Facilities Code & Legislative Compliance

Project ID: 3542141409

Category: Annual Projects

Ward(s): City Wide

Objective:

To maintain compliance with all codes and regulations related to Facilities under the responsibilities of Facilities Management including but not limited to asbestos management, designated substances, building code and fire prevention management, MOE, TSSA, ESA and AODA

Start Date: 2021

Completion Date: Ongoing

Status: Block

Tangible Capital Asset: No

Capital Budget Initiation: 2016

Program Type: Facilities Programs

Expenses (000's)	Total	Pre 2021	2021	2022	2023	2024	2025	2026	2027	2028	2029	2030	2031-45
Construction	1,425		75	150	150	150	150	150	150	150	150	150	
Consultant	950		50	100	100	100	100	100	100	100	100	100	
Internal Resources/Staffing	1,425		75	150	150	150	150	150	150	150	150	150	
Total: Expenses	3,800		200	400	400	400	400	400	400	400	400	400	

Net Cost	3,800	0	200	400	400	400	400	400	400	400	400	400	0
-----------------	--------------	----------	------------	------------	------------	------------	------------	------------	------------	------------	------------	------------	----------

Financing Sources (000's)	Total	Pre 2021	2021	2022	2023	2024	2025	2026	2027	2028	2029	2030	2031-45
From Operating Fund	200		200										
Total: Financing Sources	200		200										

Funding Required	3,600	0	0	400	400	400	400	400	400	400	400	400	0
-------------------------	--------------	----------	----------	------------	------------	------------	------------	------------	------------	------------	------------	------------	----------

Operating Budget Impact:	2021	2022	2023 Onward
Costs(Savings) (000's)			
Staffing Impacts (F.T.E)			

Project Rating Attributes	Weight	Rating	Weighted Rank
Contractual/Legislated Obligations	46.00	0-0	4.60
Health and Safety	16.00	0-0	1.28
Operating Budget/Financial Impact	9.00	0-0	0.72
Strategic Direction (Dominant Project Theme)	29.00	0-1	0.29
Total			6.89

Comments:

Annual program includes AODA, Accessibility, Fire plans, TSSA management.

CITY OF HAMILTON
2021-2045 CAPITAL BUDGET PROJECT DETAIL SHEET

Division/Department: Corporate Facilities - Public Works Tax Funded

Project ID: 3542141412

Category: Annual Projects

Project Name: Program - Roof Management

Ward(s): City Wide

Objective:

Lifecycle program - To assess, maintain, repair and replace roofing for buildings under the Facility Management portfolio. Priorities to be determined based on available funding.

Start Date: 2021

Completion Date: Ongoing

Status: Block

Tangible Capital Asset: Yes

Capital Budget Initiation: 2016

Program Type: Facilities Programs

Expenses (000's)	Total	Pre 2021	2021	2022	2023	2024	2025	2026	2027	2028	2029	2030	2031-45
Construction	11,313		4,113	800	800	800	800	800	800	800	800	800	
Consultant	1,250		350	100	100	100	100	100	100	100	100	100	
Internal Resources/Staffing	600		150	50	50	50	50	50	50	50	50	50	
Total: Expenses	13,163		4,613	950	950	950	950	950	950	950	950	950	

Revenues (000's)	Total	Pre 2021	2021	2022	2023	2024	2025	2026	2027	2028	2029	2030	2031-45
From WIP Transfers	1,900		1,900										
Total: Revenues	1,900		1,900										

Net Cost	11,263	0	2,713	950	950	950	950	950	950	950	950	950	0
-----------------	---------------	----------	--------------	------------	------------	------------	------------	------------	------------	------------	------------	------------	----------

Financing Sources (000's)	Total	Pre 2021	2021	2022	2023	2024	2025	2026	2027	2028	2029	2030	2031-45
From Operating Fund	2,713		2,713										
Total: Financing Sources	2,713		2,713										

Funding Required	8,550	0	0	950	950	950	950	950	950	950	950	950	0
-------------------------	--------------	----------	----------	------------	------------	------------	------------	------------	------------	------------	------------	------------	----------

**CITY OF HAMILTON
2021-2045 CAPITAL BUDGET PROJECT DETAIL SHEET**

Division/Department: Corporate Facilities - Public Works Tax Funded

Project ID: 3542141412

Category: Annual Projects

Project Name: Program - Roof Management

Ward(s): City Wide

Operating Budget Impact:	2021	2022	2023 Onward
Costs(Savings) (000's)			
Staffing Impacts (F.T.E)			

Project Rating Attributes	Weight	Rating	Weighted Rank
Contractual/Legislated Obligations	46.00	0-0	3.68
Health and Safety	16.00	0-0	1.28
Operating Budget/Financial Impact	9.00	0-0	0.90
Strategic Direction (Dominant Project Theme)	29.00	0-1	0.29
Total			6.15

Comments:

Priorities:

Hamilton Farmer's Market (2021 capital \$1.5M)

Terryberry Library (& HVAC) \$1.75M

Westdale Library (&HVAC) \$1M

roof reviews/emergency work (\$413K)

WIPS in 3541641412, 3541741412, 3541841412, 3541941412, 3542041412

**CITY OF HAMILTON
2021-2045 CAPITAL BUDGET PROJECT DETAIL SHEET**

Division/Department: Corporate Facilities - Public Works Tax Funded

Project ID: 3542141532

Category: Maintenance Projects

Project Name: Program - Facility Capital Maintenance

Ward(s): City Wide

Objective:

Repairs or replacements to facilities infrastructure at end of life for maintaining operational integrity required on emergency or capital projects and operations in aged corporate facilities.

Start Date: 2021

Completion Date: Ongoing

Status: Block

Tangible Capital Asset: No

Capital Budget Initiation: 2016

Program Type: Facilities Programs

Expenses (000's)	Total	Pre 2021	2021	2022	2023	2024	2025	2026	2027	2028	2029	2030	2031-45
Construction	2,090		290	200	200	200	200	200	200	200	200	200	
Consultant	785		110	75	75	75	75	75	75	75	75	75	
Internal Resources/Staffing	275		50	25	25	25	25	25	25	25	25	25	
Total: Expenses	3,150		450	300	300	300	300	300	300	300	300	300	

Revenues (000's)	Total	Pre 2021	2021	2022	2023	2024	2025	2026	2027	2028	2029	2030	2031-45
From WIP Transfers	200		200										
Total: Revenues	200		200										

Net Cost	2,950	0	250	300	300	300	300	300	300	300	300	300	0
-----------------	--------------	----------	------------	------------	------------	------------	------------	------------	------------	------------	------------	------------	----------

Financing Sources (000's)	Total	Pre 2021	2021	2022	2023	2024	2025	2026	2027	2028	2029	2030	2031-45
From Operating Fund	250		250										
Total: Financing Sources	250		250										

Funding Required	2,700	0	0	300	300	300	300	300	300	300	300	300	0
-------------------------	--------------	----------	----------	------------	------------	------------	------------	------------	------------	------------	------------	------------	----------

Operating Budget Impact:	2021	2022	2023 Onward
Costs(Savings) (000's)			
Staffing Impacts (F.T.E)			

Project Rating Attributes	Weight	Rating	Weighted Rank
Contractual/Legislated Obligations	46.00	0-0	0.92
Health and Safety	16.00	0-0	0.64
Operating Budget/Financial Impact	9.00	0-0	0.72
Strategic Direction (Dominant Project Theme)	29.00	0-1	0.29
Total			2.57

Comments:

WIPS IN 3542051001 \$200k & ???

CITY OF HAMILTON
2021-2045 CAPITAL BUDGET PROJECT DETAIL SHEET

Division/Department: Corporate Facilities - Public Works Tax Funded
Project Name: Stoney Creek City Hall -RCMP Lease Capital Replacement

Project ID: 3542141910

Category: Maintenance Projects

Ward(s): 10

Objective:

Lifecycle program - Annual project to complete renovations, repairs and mechanical and electrical upgrades as well as address accessibility concerns at Stoney Creek City Hall - RCMP leased facility (Reserve Fund #108046).

Start Date: 2021

Completion Date: Ongoing

Status: Recommended (funded)

Tangible Capital Asset: Yes

Capital Budget Initiation: 2016

Program Type: Buildings

Expenses (000's)	Total	Pre 2021	2021	2022	2023	2024	2025	2026	2027	2028	2029	2030	2031-45
Construction	1,250		485	85	85	85	85	85	85	85	85	85	
Consultant	1,000		100	100	100	100	100	100	100	100	100	100	
Internal Resources/Staffing	250		25	25	25	25	25	25	25	25	25	25	
Total: Expenses	2,500		610	210	210	210	210	210	210	210	210	210	

Revenues (000's)	Total	Pre 2021	2021	2022	2023	2024	2025	2026	2027	2028	2029	2030	2031-45
From Program Reserves	2,500		610	210	210	210	210	210	210	210	210	210	
Total: Revenues	2,500		610	210	210	210	210	210	210	210	210	210	

Net Cost	0	0	0	0	0	0	0	0	0	0	0	0	0
-----------------	----------	----------	----------	----------	----------	----------	----------	----------	----------	----------	----------	----------	----------

Funding Required	0	0	0	0	0	0	0	0	0	0	0	0	0
-------------------------	----------	----------	----------	----------	----------	----------	----------	----------	----------	----------	----------	----------	----------

Operating Budget Impact:	2021	2022	2023 Onward
Costs(Savings) (000's)			
Staffing Impacts (F.T.E)			

Project Rating Attributes	Weight	Rating	Weighted Rank
Contractual/Legislated Obligations	46.00	0-0	0.92
Health and Safety	16.00	0-0	0.64
Operating Budget/Financial Impact	9.00	0-0	0.72
Strategic Direction (Dominant Project Theme)	29.00	0-1	0.29
Total			2.57

Comments:

Heat pumps
Building envelope

CITY OF HAMILTON
2021-2045 CAPITAL BUDGET PROJECT DETAIL SHEET

Division/Department: Corporate Facilities - Public Works Tax Funded
Project Name: Program - Mechanical Infrastructure Life-cycle Renewal

Project ID: 3542151001

Category: Annual Projects

Ward(s): City Wide

Objective:

To repair and replace mechanical infrastructure at end of life to maintain operational integrity on capital projects and operations in aged corporate facilities.

Start Date: 2021

Completion Date: Ongoing

Status: Block

Tangible Capital Asset: Yes

Capital Budget Initiation: 2020

Program Type: Facilities Programs

Expenses (000's)	Total	Pre 2021	2021	2022	2023	2024	2025	2026	2027	2028	2029	2030	2031-45
Construction	2,500		250	250	250	250	250	250	250	250	250	250	
Consultant	750		75	75	75	75	75	75	75	75	75	75	
Internal Resources/Staffing	250		25	25	25	25	25	25	25	25	25	25	
Total: Expenses	3,500		350	350	350	350	350	350	350	350	350	350	

Net Cost	3,500	0	350	350	350	350	350	350	350	350	350	350	0
-----------------	--------------	----------	------------	------------	------------	------------	------------	------------	------------	------------	------------	------------	----------

Financing Sources (000's)	Total	Pre 2021	2021	2022	2023	2024	2025	2026	2027	2028	2029	2030	2031-45
From Operating Fund	350		350										
Total: Financing Sources	350		350										

Funding Required	3,150	0	0	350	350	350	350	350	350	350	350	350	0
-------------------------	--------------	----------	----------	------------	------------	------------	------------	------------	------------	------------	------------	------------	----------

Operating Budget Impact:	2021	2022	2023 Onward
Costs(Savings) (000's)			
Staffing Impacts (F.T.E)			

Project Rating Attributes	Weight	Rating	Weighted Rank
Contractual/Legislated Obligations	46.00	0-0	0.92
Health and Safety	16.00	0-0	0.64
Operating Budget/Financial Impact	9.00	0-0	0.72
Strategic Direction (Dominant Project Theme)	29.00	0-1	0.29
Total			2.57

Comments:

Turner Park (RTU)
Dundas Town Hall (boiler)

CITY OF HAMILTON
2021-2045 CAPITAL BUDGET PROJECT DETAIL SHEET

Division/Department: Corporate Facilities - Public Works Tax Funded
Project Name: Program - Generator Compliance Testing and Upgrades

Project ID: 3542151900

Category: Annual Projects

Ward(s): City Wide

Objective:

The Generator Compliance Testing and Upgrades Program addresses the requirements for the City to maintain compliance with CSA Code B139 including the completion of 10-year comprehensive inspections and the assessment and completion of equipment/site upgrades. In 2016, Cole Engineering was retained to conduct a code compliance assessment of the City's diesel generator facilities. The deficiencies identified in this report will be addressed through various site/equipment upgrades to be undertaken in 2020/2021. Additionally, comprehensive inspections are required on a 10 year basis as per O.Reg 213/01 in order to receive/maintain Fuel Delivery Certificates for diesel generator sites which will take place in 2025/2026. This program will repeat on a 10 year cycle.

Start Date: 2021
Completion Date: Ongoing
Status: Block
Tangible Capital Asset: Yes
Capital Budget Initiation: 2019
Program Type: Facilities Programs

Expenses (000's)	Total	Pre 2021	2021	2022	2023	2024	2025	2026	2027	2028	2029	2030	2031-45
Construction	2,252		540				328	100				1,284	
Design	400						100					300	
Internal Resources/Staffing	418		50				42	50				276	
Total: Expenses	3,070		590				470	150				1,860	

Revenues (000's)	Total	Pre 2021	2021	2022	2023	2024	2025	2026	2027	2028	2029	2030	2031-45
From WIP Transfers	490		490										
Total: Revenues	490		490										

Net Cost	2,580	0	100	0	0	0	470	150	0	0	0	1,860	0
-----------------	--------------	----------	------------	----------	----------	----------	------------	------------	----------	----------	----------	--------------	----------

Financing Sources (000's)	Total	Pre 2021	2021	2022	2023	2024	2025	2026	2027	2028	2029	2030	2031-45
From Operating Fund	100		100										
Total: Financing Sources	100		100										

Funding Required	2,480	0	0	0	0	0	470	150	0	0	0	1,860	0
-------------------------	--------------	----------	----------	----------	----------	----------	------------	------------	----------	----------	----------	--------------	----------

Operating Budget Impact:	2021	2022	2023 Onward
Costs(Savings) (000's)			
Staffing Impacts (F.T.E)			

Project Rating Attributes	Weight	Rating	Weighted Rank
Contractual/Legislated Obligations	46.00	0-0	4.60
Health and Safety	16.00	0-0	1.28
Operating Budget/Financial Impact	9.00	0-0	0.72
Strategic Direction (Dominant Project Theme)	29.00	0-1	0.29
Total			6.89

Comments:

WIPS IN 3541951900 & 3542051900

CITY OF HAMILTON
2021-2045 CAPITAL BUDGET PROJECT DETAIL SHEET

Division/Department: Corporate Facilities - Public Works Tax Funded

Project ID: 3542155100

Category: Annual Projects

Project Name: Program - Corporate Facilities Audit

Ward(s): City Wide

Objective:

Annual funding requirement for condition assessments of all City of Hamilton facilities. Data to be loaded into asset management software and ARCHIBUS.

Start Date: 2021

Completion Date: Ongoing

Status: Block

Tangible Capital Asset: Yes

Capital Budget Initiation: 2016

Program Type: Facilities Programs

Expenses (000's)	Total	Pre 2021	2021	2022	2023	2024	2025	2026	2027	2028	2029	2030	2031-45
Consultant	1,932		377	320	235	60	200	235	160	235	110		
Internal Resources/Staffing	675		75	75	75	75	75	75	75	75	75		
Total: Expenses	2,607		452	395	310	135	275	310	235	310	185		

Revenues (000's)	Total	Pre 2021	2021	2022	2023	2024	2025	2026	2027	2028	2029	2030	2031-45
From WIP Transfers	302		302										
Total: Revenues	302		302										

Net Cost	2,305	0	150	395	310	135	275	310	235	310	185	0	0
-----------------	--------------	----------	------------	------------	------------	------------	------------	------------	------------	------------	------------	----------	----------

Financing Sources (000's)	Total	Pre 2021	2021	2022	2023	2024	2025	2026	2027	2028	2029	2030	2031-45
From Operating Fund	150		150										
Total: Financing Sources	150		150										

Funding Required	2,155	0	0	395	310	135	275	310	235	310	185	0	0
-------------------------	--------------	----------	----------	------------	------------	------------	------------	------------	------------	------------	------------	----------	----------

Operating Budget Impact:	2021	2022	2023 Onward
Costs(Savings) (000's)			
Staffing Impacts (F.T.E)			

Project Rating Attributes	Weight	Rating	Weighted Rank
Contractual/Legislated Obligations	46.00	0-0	3.68
Health and Safety	16.00	0-0	0.64
Operating Budget/Financial Impact	9.00	0-0	0.72
Strategic Direction (Dominant Project Theme)	29.00	0-1	0.29
Total			5.33

Energy Initiatives

**City of Hamilton
2021 - 2030 Capital Budget
Ten Year Included, Not Included, Future Project Summary (000's)**

Ward	Project	Pre 2021		2021		2022		2023		2024		2025 to 2030		Total Project		Start Year	End Year	
		Gross	Net	Gross	Net	Gross	Net	Gross	Net	Gross	Net	Gross	Net	Gross	Net			
<u>Energy Initiatives</u>																		
<i>Included in the Financing Plan</i>																		
2, 9	7902149101	Rec Heat Reclaim & Controls Project		-	-	125	-	50	-	-	-	-	-	-	175	-	2021	2022
	Total:	-	-	125	-	50	-	-	-	-	-	-	-	175	-			
<i>Beginning in Future Years</i>																		
3	7902249100	Building Energy Storage at THF		-	-	-	-	2,600	2,600	-	-	-	-	-	2,600	2,600	2022	2023
	Total:	-	-	-	-	2,600	2,600	-	-	-	-	-	-	2,600	2,600			
	Total: Energy Initiatives	-	-	125	-	2,650	2,600	-	-	-	-	-	-	2,775	2,600			
	Total: All Departments	-	-	125	-	2,650	2,600	-	-	-	-	-	-	2,775	2,600			

**CITY OF HAMILTON
2021-2045 CAPITAL BUDGET PROJECT DETAIL SHEET**

Division/Department: Energy Initiatives - Public Works Tax Funded

Project ID: 7902149101

Category: Energy Management

Project Name: Rec Heat Reclaim & Controls Project

Ward(s): 2, 9

Objective:

The objective of this project is to reduce GHG emissions from the operation of these Aquatic Centres. This would be accomplished with the installation of Pool Waste Heat Recovery control System, make up water controls, low flow shower heads & pool temperature reduction. Estimated GHG reduction at these sites would be 64 tonnes of CO2 per year.

Start Date: 2021

Completion Date: 2022

Status: Recommended (funded)

Tangible Capital Asset: Yes

Capital Budget Initiation: 2021

Program Type: Pool

Expenses (000's)	Total	Pre 2021	2021	2022	2023	2024	2025	2026	2027	2028	2029	2030	2031-45
Design	35		25	10									
Equipment	140		100	40									
Total: Expenses	175		125	50									

Revenues (000's)	Total	Pre 2021	2021	2022	2023	2024	2025	2026	2027	2028	2029	2030	2031-45
From Program Reserves	175		125	50									
Total: Revenues	175		125	50									

Net Cost	0	0	0	0	0	0	0	0	0	0	0	0	0
-----------------	----------	----------	----------	----------	----------	----------	----------	----------	----------	----------	----------	----------	----------

Funding Required	0	0	0	0	0	0	0	0	0	0	0	0	0
-------------------------	----------	----------	----------	----------	----------	----------	----------	----------	----------	----------	----------	----------	----------

Operating Budget Impact:	2021	2022	2023 Onward
Costs(Savings) (000's)			
Staffing Impacts (F.T.E)			

Project Rating Attributes	Weight	Rating	Weighted Rank
Contractual/Legislated Obligations	46.00	0-0	
Health and Safety	16.00	0-0	
Operating Budget/Financial Impact	9.00	0-0	0.90
Strategic Direction (Dominant Project Theme)	29.00	0-1	0.29
Total			1.19

Fleet Services

City of Hamilton
2021 - 2030 Capital Budget
Ten Year Included, Not Included, Future Project Summary (000's)

Ward	Project	Pre 2021		2021		2022		2023		2024		2025 to 2030		Total Project		Start Year	End Year	
		Gross	Net	Gross	Net	Gross	Net	Gross	Net	Gross	Net	Gross	Net	Gross	Net			
Fleet Services																		
Included in the Financing Plan																		
City Wide	4942151004	Street Sweeper Purchase	-	-	765	-	780	-	796	-	812	-	5,224	-	8,377	-	2021	Ongoing
City Wide	4942151100	Fleet Vehicle&Equipment Replace Program	-	-	9,465	-	9,654	-	9,847	-	10,044	-	64,628	-	103,638	-	2021	Ongoing
1, 2, 5, 6, 11, 12, 15	4942151103	Fuel site Restoration	-	-	402	-	-	-	-	-	-	-	-	-	402	-	2021	2022
Total:			-	-	10,632	-	10,434	-	10,643	-	10,856	-	69,852	-	112,417	-		
Beginning in Future Years																		
City Wide	4942151001	Shop Equipment Replacement	-	-	-	-	170	-	170	-	170	-	850	-	1,360	-	2021	Ongoing
1, 2, 3, 4, 5, 13, 14, 15	4942251102	Natural Gas Slow Fill Vehicle Refuelling Station	-	-	-	-	4,051	4,051	-	-	-	-	-	-	4,051	4,051	2022	2023
Total:			-	-	-	-	4,221	4,051	170	-	170	-	850	-	5,411	4,051		
Total: Fleet Services			-	-	10,632	-	14,655	4,051	10,813	-	11,026	-	70,702	-	117,828	4,051		
Total: All Departments			-	-	10,632	-	14,655	4,051	10,813	-	11,026	-	70,702	-	117,828	4,051		

**CITY OF HAMILTON
2021-2045 CAPITAL BUDGET PROJECT DETAIL SHEET**

Division/Department: Fleet Services - Public Works Tax Funded

Project ID: 4942151004

Category: Vehicles-Replacement

Project Name: Street Sweeper Purchase

Ward(s): City Wide

Objective:

Purchase of 2 (two) new Tymco sweepers. To use funds approved on Street Sweeper Rebuild (PW14009) for the rebuild of 3 (three) currently owned

Start Date: 2021

Completion Date: Ongoing

Status: Recommended (funded)

Tangible Capital Asset: Yes

Capital Budget Initiation: 2019

Program Type: Vehicles

Expenses (000's)	Total	Pre 2021	2021	2022	2023	2024	2025	2026	2027	2028	2029	2030	2031-45
Vehicle Purchases	8,377		765	780	796	812	828	845	862	879	896	914	
Total: Expenses	8,377		765	780	796	812	828	845	862	879	896	914	

Revenues (000's)	Total	Pre 2021	2021	2022	2023	2024	2025	2026	2027	2028	2029	2030	2031-45
From Reserves	8,377		765	780	796	812	828	845	862	879	896	914	
Total: Revenues	8,377		765	780	796	812	828	845	862	879	896	914	

Net Cost	0	0	0	0	0	0	0	0	0	0	0	0	0
-----------------	----------	----------	----------	----------	----------	----------	----------	----------	----------	----------	----------	----------	----------

Funding Required	0	0	0	0	0	0	0	0	0	0	0	0	0
-------------------------	----------	----------	----------	----------	----------	----------	----------	----------	----------	----------	----------	----------	----------

Operating Budget Impact:	2021	2022	2023 Onward
Costs(Savings) (000's)			
Staffing Impacts (F.T.E)			

Project Rating Attributes	Weight	Rating	Weighted Rank
Contractual/Legislated Obligations	46.00	0-0	4.60
Health and Safety	16.00	0-0	1.60
Operating Budget/Financial Impact	9.00	0-0	0.63
Strategic Direction (Dominant Project Theme)	29.00	0-1	0.29
Total			7.12

Comments:

To use funds approved on Street Sweeper Rebuild (PW14009) for the rebuild of 3 (three) currently owned sweepers towards the purchase of 2 (two) new Tymco sweepers. Rebuilding the sweeper portion of this piece of equipment would require the original chassis to operate for an additional 8 years for a total of a 16 year expected service life. This is not recommended as the reliability becomes a concern as well as the availability of parts as a result of a manufacturer discontinuing the product line. The sweepers will be purchased as a single source procurement with the Ontario Tymco Representative Equipment Specialist Inc. of Hamilton, Ontario as they hold the territorial rights for sales of Tymco Sweepers in this market region

**CITY OF HAMILTON
2021-2045 CAPITAL BUDGET PROJECT DETAIL SHEET**

Division/Department: Fleet Services - Public Works Tax Funded
Project Name: Fleet Vehicle&Equipment Replace Program

Project ID: 4942151100

Category: Vehicles-Replacement

Ward(s): City Wide

Objective:
Planned life cycle vehicle replacements funded from Vehicle Replacement Reserve

Start Date: 2021
Completion Date: Ongoing
Status: Recommended (funded)
Tangible Capital Asset: Yes
Capital Budget Initiation: 2019
Program Type: Vehicles

Expenses (000's)	Total	Pre 2021	2021	2022	2023	2024	2025	2026	2027	2028	2029	2030	2031-45
Vehicle Purchases	103,638		9,465	9,654	9,847	10,044	10,245	10,450	10,659	10,872	11,090	11,312	
Total: Expenses	103,638		9,465	9,654	9,847	10,044	10,245	10,450	10,659	10,872	11,090	11,312	

Revenues (000's)	Total	Pre 2021	2021	2022	2023	2024	2025	2026	2027	2028	2029	2030	2031-45
From Program Reserves	103,638		9,465	9,654	9,847	10,044	10,245	10,450	10,659	10,872	11,090	11,312	
Total: Revenues	103,638		9,465	9,654	9,847	10,044	10,245	10,450	10,659	10,872	11,090	11,312	

Net Cost	0	0	0	0	0	0	0	0	0	0	0	0	0
-----------------	----------	----------	----------	----------	----------	----------	----------	----------	----------	----------	----------	----------	----------

Funding Required	0	0	0	0	0	0	0	0	0	0	0	0	0
-------------------------	----------	----------	----------	----------	----------	----------	----------	----------	----------	----------	----------	----------	----------

Operating Budget Impact:	2021	2022	2023 Onward
Costs(Savings) (000's)			
Staffing Impacts (F.T.E)			

Project Rating Attributes	Weight	Rating	Weighted Rank
Contractual/Legislated Obligations	46.00	0-0	3.22
Health and Safety	16.00	0-0	1.12
Operating Budget/Financial Impact	9.00	0-0	0.63
Strategic Direction (Dominant Project Theme)	29.00	0-1	0.29
Total			5.26

Comments:

The Fleet Reserve is used to fund capital replacements of vehicles and equipment required by the users groups to deliver services. The most economical life cycle for fleet vehicles and equipment is considered when developing the annual capital budget request. Capital replacements may be postponed or advanced depending on the life cycle costs to operate, availability to meet required service levels and availability of funds. The list of planned replacements is reviewed with each client group annually.

**CITY OF HAMILTON
2021-2045 CAPITAL BUDGET PROJECT DETAIL SHEET**

Division/Department: Fleet Services - Public Works Tax Funded
Project Name: Fuel site Restoration

Project ID: 4942151103

Category: Repairs
Ward(s): 1, 2, 5, 6, 11, 12, 15

Objective:
Restoration of Municipal Fleet fuel sites.

Start Date: 2021
Completion Date: 2022
Status: Recommended (funded)
Tangible Capital Asset: Yes
Capital Budget Initiation: 2021
Program Type: Fuel

Expenses (000's)	Total	Pre 2021	2021	2022	2023	2024	2025	2026	2027	2028	2029	2030	2031-45
Environmental Assesments	402		402										
Total: Expenses	402		402										

Revenues (000's)	Total	Pre 2021	2021	2022	2023	2024	2025	2026	2027	2028	2029	2030	2031-45
From Program Reserves	402		402										
Total: Revenues	402		402										

Net Cost	0	0	0	0	0	0	0	0	0	0	0	0	0
-----------------	----------	----------	----------	----------	----------	----------	----------	----------	----------	----------	----------	----------	----------

Funding Required	0	0	0	0	0	0	0	0	0	0	0	0	0
-------------------------	----------	----------	----------	----------	----------	----------	----------	----------	----------	----------	----------	----------	----------

Operating Budget Impact:	2021	2022	2023 Onward
Costs(Savings) (000's)			
Staffing Impacts (F.T.E)			

Project Rating Attributes	Weight	Rating	Weighted Rank
Contractual/Legislated Obligations	46.00	0-0	3.68
Health and Safety	16.00	0-0	1.28
Operating Budget/Financial Impact	9.00	0-0	0.45
Strategic Direction (Dominant Project Theme)	29.00	0-1	0.29
Total			5.70

Forestry & Horticulture

City of Hamilton
2021 - 2030 Capital Budget
Ten Year Included, Not Included, Future Project Summary (000's)

Ward	Project	Pre 2021		2021		2022		2023		2024		2025 to 2030		Total Project		Start Year	End Year		
		Gross	Net	Gross	Net	Gross	Net	Gross	Net	Gross	Net	Gross	Net	Gross	Net				
Forestry & Horticulture																			
Included in the Financing Plan																			
City Wide	4451153001	Emerald Ash Borer (EAB) Management Plan Council Cost (Option 3)		19,587	17,987	2,600	2,600	2,600	2,600	-	-	-	-	-	-	24,787	23,187	2011	2022
City Wide	4452141101	Tropical Green House Capital Maintenance		-	-	70	70	-	-	-	-	-	-	-	-	70	70	2021	2021
City Wide	4452149101	Irrigation Upgrades		-	-	150	150	-	-	-	-	-	-	-	-	150	150	2021	2021
City Wide	4452153101	Tree Inventory		-	-	150	150	150	150	-	-	-	-	-	-	300	300	2021	2022
City Wide	4452153444	Tree Planting Program		-	-	1,345	1,195	1,345	1,195	1,345	1,345	1,345	1,345	8,070	8,070	13,450	13,150	2021	Ongoing
Total:				19,587	17,987	4,315	4,165	4,095	3,945	1,345	1,345	1,345	1,345	8,070	8,070	38,757	36,857		
Beginning in Future Years																			
City Wide	4452351700	Small Equipment Replacement (Reserve) Program		-	-	-	-	-	-	75	-	-	-	-	-	75	-	2023	Ongoing
Total:				-	-	-	-	-	-	75	-	-	-	-	-	75	-		
Total: Forestry & Horticulture				19,587	17,987	4,315	4,165	4,095	3,945	1,420	1,345	1,345	1,345	8,070	8,070	38,832	36,857		
Total: All Departments				19,587	17,987	4,315	4,165	4,095	3,945	1,420	1,345	1,345	1,345	8,070	8,070	38,832	36,857		

CITY OF HAMILTON
2021-2045 CAPITAL BUDGET PROJECT DETAIL SHEET

Division/Department: Forestry & Horticulture - Public Works Tax Funded **Project ID:** 4451153001
Project Name: Emerald Ash Borer (EAB) Management Plan Council Cost (Option 3)

Category: Forestry
Ward(s): City Wide

Objective:
 To implement year 9 of the ten year Management plan for the control of the EAB Infestation involving public education, Ash tree removals, chemical controls where viable and replacement tree plantings. As per PW10088(2) approved by Council September 12, 2012 for 2013 implementation.

Start Date: 2011
Completion Date: 2022
Status: Recommended (funded)
Tangible Capital Asset: No
Capital Budget Initiation: 2011
Program Type: Plans/Studies

Expenses (000's)	Total	Pre 2021	2021	2022	2023	2024	2025	2026	2027	2028	2029	2030	2031-45
Other Capital Expenditures	24,787	19,587	2,600	2,600									
Total: Expenses	24,787	19,587	2,600	2,600									

Revenues (000's)	Total	Pre 2021	2021	2022	2023	2024	2025	2026	2027	2028	2029	2030	2031-45
From Reserves	1,600	1,600											
Total: Revenues	1,600	1,600											

Net Cost	23,187	17,987	2,600	2,600	0	0	0	0	0	0	0	0	0
-----------------	---------------	---------------	--------------	--------------	----------	----------	----------	----------	----------	----------	----------	----------	----------

Financing Sources (000's)	Total	Pre 2021	2021	2022	2023	2024	2025	2026	2027	2028	2029	2030	2031-45
Debt Borrowings	2,500	2,500											
From Operating Fund	12,887	10,287	2,600										
Total: Financing Sources	15,387	12,787	2,600										

Funding Required	7,800	5,200	0	2,600	0	0	0	0	0	0	0	0	0
-------------------------	--------------	--------------	----------	--------------	----------	----------	----------	----------	----------	----------	----------	----------	----------

Operating Budget Impact:	2021	2022	2023 Onward
Costs(Savings) (000's)			
Staffing Impacts (F.T.E)			

Project Rating Attributes	Weight	Rating	Weighted Rank
Contractual/Legislated Obligations	46.00	0-0	3.68
Health and Safety	16.00	0-0	1.28
Operating Budget/Financial Impact	9.00	0-0	0.72
Strategic Direction (Dominant Project Theme)	29.00	0-1	0.29
Total			5.97

**CITY OF HAMILTON
2021-2045 CAPITAL BUDGET PROJECT DETAIL SHEET**

Division/Department: Forestry & Horticulture - Public Works Tax Funded **Project ID:** 4452141101 **Category:** Structures
Project Name: Tropical Green House Capital Maintenance **Ward(s):** City Wide

Objective:
 To implement water feature infrastructure maintenance in the Tropical Green House.

Start Date: 2021
Completion Date: 2021
Status: Block
Tangible Capital Asset: Yes
Capital Budget Initiation: 2021
Program Type: Other

Expenses (000's)	Total	Pre 2021	2021	2022	2023	2024	2025	2026	2027	2028	2029	2030	2031-45
Construction	70		70										
Total: Expenses	70		70										

Net Cost	70	0	70	0	0	0	0	0	0	0	0	0	0
-----------------	-----------	----------	-----------	----------	----------	----------	----------	----------	----------	----------	----------	----------	----------

Financing Sources (000's)	Total	Pre 2021	2021	2022	2023	2024	2025	2026	2027	2028	2029	2030	2031-45
From Operating Fund	70		70										
Total: Financing Sources	70		70										

Funding Required	0	0	0	0	0	0	0	0	0	0	0	0	0
-------------------------	----------	----------	----------	----------	----------	----------	----------	----------	----------	----------	----------	----------	----------

Operating Budget Impact:	2021	2022	2023 Onward
Costs(Savings) (000's)			
Staffing Impacts (F.T.E)			

Project Rating Attributes	Weight	Rating	Weighted Rank
Contractual/Legislated Obligations	46.00	0-0	3.68
Health and Safety	16.00	0-0	1.28
Operating Budget/Financial Impact	9.00	0-0	0.72
Strategic Direction (Dominant Project Theme)	29.00	0-1	0.29
Total			5.97

**CITY OF HAMILTON
2021-2045 CAPITAL BUDGET PROJECT DETAIL SHEET**

Division/Department: Forestry & Horticulture - Public Works Tax Funded
Project Name: Irrigation Upgrades

Project ID: 4452149101

Category: Maintenance Projects
Ward(s): City Wide

Objective:
 To replace irrigation systems in traffic islands areas including pipes, sprinkler heads, controllers, as well as backflow and meter devices.

Start Date: 2021
Completion Date: 2021
Status: Block
Tangible Capital Asset: Yes
Capital Budget Initiation: 2021
Program Type: Irrigation Equipment

Expenses (000's)	Total	Pre 2021	2021	2022	2023	2024	2025	2026	2027	2028	2029	2030	2031-45
Construction	150		150										
Total: Expenses	150		150										

Net Cost	150	0	150	0	0	0	0	0	0	0	0	0	0
-----------------	------------	----------	------------	----------	----------	----------	----------	----------	----------	----------	----------	----------	----------

Financing Sources (000's)	Total	Pre 2021	2021	2022	2023	2024	2025	2026	2027	2028	2029	2030	2031-45
From Operating Fund	150		150										
Total: Financing Sources	150		150										

Funding Required	0	0	0	0	0	0	0	0	0	0	0	0	0
-------------------------	----------	----------	----------	----------	----------	----------	----------	----------	----------	----------	----------	----------	----------

Operating Budget Impact:	2021	2022	2023 Onward
Costs(Savings) (000's)			
Staffing Impacts (F.T.E)			

Project Rating Attributes	Weight	Rating	Weighted Rank
Contractual/Legislated Obligations	46.00	0-0	1.38
Health and Safety	16.00	0-0	0.48
Operating Budget/Financial Impact	9.00	0-0	0.09
Strategic Direction (Dominant Project Theme)	29.00	0-1	0.29
Total			2.24

**CITY OF HAMILTON
2021-2045 CAPITAL BUDGET PROJECT DETAIL SHEET**

Division/Department: Forestry & Horticulture - Public Works Tax Funded **Project ID:** 4452153101 **Category:** Inventory of Items
Project Name: Tree Inventory **Ward(s):** City Wide

Objective:
 To ensure a GIS database is complete for all City owned tree assets with up to date information for each. O. Reg. 588/17: ASSET MANAGEMENT PLANNING FOR MUNICIPAL INFRASTRUCTURE notes the requirement for an inventory of assets is required as part of the required long term infrastructure plans (within 10 years).

Start Date: 2021
Completion Date: 2022
Status: Block
Tangible Capital Asset: No
Capital Budget Initiation: 2021
Program Type: Trees

Expenses (000's)	Total	Pre 2021	2021	2022	2023	2024	2025	2026	2027	2028	2029	2030	2031-45
Other Capital Expenditures	300		150	150									
Total: Expenses	300		150	150									

Net Cost	300	0	150	150	0	0	0	0	0	0	0	0	0
-----------------	------------	----------	------------	------------	----------	----------	----------	----------	----------	----------	----------	----------	----------

Financing Sources (000's)	Total	Pre 2021	2021	2022	2023	2024	2025	2026	2027	2028	2029	2030	2031-45
From Operating Fund	150		150										
Total: Financing Sources	150		150										

Funding Required	150	0	0	150	0	0	0	0	0	0	0	0	0
-------------------------	------------	----------	----------	------------	----------	----------	----------	----------	----------	----------	----------	----------	----------

Operating Budget Impact:	2021	2022	2023 Onward
Costs(Savings) (000's)			
Staffing Impacts (F.T.E)			

Project Rating Attributes	Weight	Rating	Weighted Rank
Contractual/Legislated Obligations	46.00	0-0	1.38
Health and Safety	16.00	0-0	0.48
Operating Budget/Financial Impact	9.00	0-0	0.09
Strategic Direction (Dominant Project Theme)	29.00	0-1	0.29
Total			2.24

CITY OF HAMILTON
2021-2045 CAPITAL BUDGET PROJECT DETAIL SHEET

Division/Department: Forestry & Horticulture - Public Works Tax Funded

Project ID: 4452153444

Category: Forestry

Project Name: Tree Planting Program

Ward(s): City Wide

Objective:

This annual capital program provides for the supply, delivery and installation of trees. Program and funding as per PW04082. City of Hamilton has a goal (Bylaw15-125) to increase city-wide tree canopy coverage to 35%. Objective to move toward the Environment-Canada guideline of 30% increase in the number of days that the rating on the Air Quality Index is good or very good.

Start Date: 2021

Completion Date: Ongoing

Status: Block

Tangible Capital Asset: No

Capital Budget Initiation: 2016

Program Type: Trees

Expenses (000's)	Total	Pre 2021	2021	2022	2023	2024	2025	2026	2027	2028	2029	2030	2031-45
Construction	13,450		1,345	1,345	1,345	1,345	1,345	1,345	1,345	1,345	1,345	1,345	
Total: Expenses	13,450		1,345	1,345	1,345	1,345	1,345	1,345	1,345	1,345	1,345	1,345	

Revenues (000's)	Total	Pre 2021	2021	2022	2023	2024	2025	2026	2027	2028	2029	2030	2031-45
Other Internal Sources	300		150	150									
Total: Revenues	300		150	150									

Net Cost	13,150	0	1,195	1,195	1,345	1,345	1,345	1,345	1,345	1,345	1,345	1,345	0
-----------------	---------------	----------	--------------	--------------	--------------	--------------	--------------	--------------	--------------	--------------	--------------	--------------	----------

Financing Sources (000's)	Total	Pre 2021	2021	2022	2023	2024	2025	2026	2027	2028	2029	2030	2031-45
From Operating Fund	1,195		1,195										
Total: Financing Sources	1,195		1,195										

Funding Required	11,955	0	0	1,195	1,345	1,345	1,345	1,345	1,345	1,345	1,345	1,345	0
-------------------------	---------------	----------	----------	--------------	--------------	--------------	--------------	--------------	--------------	--------------	--------------	--------------	----------

Operating Budget Impact:	2021	2022	2023 Onward
Costs(Savings) (000's)	21.2		
Staffing Impacts (F.T.E)			

Project Rating Attributes	Weight	Rating	Weighted Rank
Contractual/Legislated Obligations	46.00	0-0	3.68
Health and Safety	16.00	0-0	1.28
Operating Budget/Financial Impact	9.00	0-0	0.54
Strategic Direction (Dominant Project Theme)	29.00	0-1	0.29
Total			5.79

Long Term Care Facilities

**City of Hamilton
2021 - 2030 Capital Budget
Ten Year Included, Not Included, Future Project Summary (000's)**

Ward	Project	Pre 2021		2021		2022		2023		2024		2025 to 2030		Total Project		Start Year	End Year	
		Gross	Net	Gross	Net	Gross	Net	Gross	Net	Gross	Net	Gross	Net	Gross	Net			
Long Term Care Facilities																		
<i>Included in the Financing Plan</i>																		
City Wide	6302141100	Macassa and Wentworth Lodges Roof	-	-	600	500	-	-	-	-	-	-	-	-	600	500	2021	Ongoing
City Wide	6302141101	Program - ML & WL Facility Capital Maintenance	-	-	200	-	200	-	200	-	200	-	1,200	-	2,000	-	2021	Ongoing
City Wide	6302141102	Macassa Lodge D-Wing	-	-	4,000	-	23,700	13,248	-	-	-	-	-	-	27,700	13,248	2021	2024
City Wide	6302151100	ML BAS Upgrade	-	-	287	-	-	-	-	-	-	-	-	-	287	-	2021	Ongoing
City Wide	6302151101	Macassa Lodge Carpet Removal	-	-	250	-	-	-	-	-	-	-	-	-	250	-	2021	Ongoing
1, 2, 3, 4, 5, 6, 7, 8, 9,...	6302151102	Program - ML & WL Keyscan and Hardware	-	-	30	-	100	-	100	-	100	-	600	-	930	-	2021	Ongoing
City Wide	6302151103	Program - ML & WL Equipment Life-cycle Renewal	-	-	100	-	100	-	100	-	100	-	600	-	1,000	-	2021	Ongoing
Total:			-	-	5,467	500	24,100	13,248	400	-	400	-	2,400	-	32,767	13,748		
Total: Long Term Care Facilities			-	-	5,467	500	24,100	13,248	400	-	400	-	2,400	-	32,767	13,748		
Total: All Departments			-	-	5,467	500	24,100	13,248	400	-	400	-	2,400	-	32,767	13,748		

**CITY OF HAMILTON
2021-2045 CAPITAL BUDGET PROJECT DETAIL SHEET**

Division/Department: Long Term Care Facilities - Public Works Tax Funded **Project ID:** 6302141100

Category: Repairs

Project Name: Macassa and Wentworth Lodges Roof

Ward(s): City Wide

Objective:
Design and replacement of end of life roofs for both Macassa and Wentworth Lodges.

Start Date: 2021
Completion Date: Ongoing
Status: Block
Tangible Capital Asset: Yes
Capital Budget Initiation: 2020
Program Type: Homes for the Aged

Expenses (000's)	Total	Pre 2021	2021	2022	2023	2024	2025	2026	2027	2028	2029	2030	2031-45
Construction	500		500										
Design	75		75										
Internal Resources/Staffing	25		25										
Total: Expenses	600		600										

Revenues (000's)	Total	Pre 2021	2021	2022	2023	2024	2025	2026	2027	2028	2029	2030	2031-45
From Program Reserves	100		100										
Total: Revenues	100		100										

Net Cost	500	0	500	0	0	0	0	0	0	0	0	0	0
-----------------	------------	----------	------------	----------	----------	----------	----------	----------	----------	----------	----------	----------	----------

Financing Sources (000's)	Total	Pre 2021	2021	2022	2023	2024	2025	2026	2027	2028	2029	2030	2031-45
From Operating Fund	500		500										
Total: Financing Sources	500		500										

Funding Required	0	0	0	0	0	0	0	0	0	0	0	0	0
-------------------------	----------	----------	----------	----------	----------	----------	----------	----------	----------	----------	----------	----------	----------

Operating Budget Impact:	2021	2022	2023 Onward
Costs(Savings) (000's)			
Staffing Impacts (F.T.E)			

Project Rating Attributes	Weight	Rating	Weighted Rank
Contractual/Legislated Obligations	46.00	0-0	3.68
Health and Safety	16.00	0-0	1.28
Operating Budget/Financial Impact	9.00	0-0	0.90
Strategic Direction (Dominant Project Theme)	29.00	0-1	0.29
Total			6.15

**CITY OF HAMILTON
2021-2045 CAPITAL BUDGET PROJECT DETAIL SHEET**

Division/Department: Long Term Care Facilities - Public Works Tax Funded **Project ID:** 6302141101
Project Name: Program - ML & WL Facility Capital Maintenance

Category: Annual Projects
Ward(s): City Wide

Objective:
 Repairs or replacements to facilities infrastructure at end of life for maintaining operational integrity required on capital projects and operations in both Macassa and Wentworth Lodges.

Start Date: 2021
Completion Date: Ongoing
Status: Recommended (funded)
Tangible Capital Asset: Yes
Capital Budget Initiation: 2020
Program Type: Homes for the Aged

Expenses (000's)	Total	Pre 2021	2021	2022	2023	2024	2025	2026	2027	2028	2029	2030	2031-45
Construction	1,750		175	175	175	175	175	175	175	175	175	175	
Internal Resources/Staffing	250		25	25	25	25	25	25	25	25	25	25	
Total: Expenses	2,000		200	200	200	200	200	200	200	200	200	200	

Revenues (000's)	Total	Pre 2021	2021	2022	2023	2024	2025	2026	2027	2028	2029	2030	2031-45
From Program Reserves	2,000		200	200	200	200	200	200	200	200	200	200	
Total: Revenues	2,000		200	200	200	200	200	200	200	200	200	200	

Net Cost	0	0	0	0	0	0	0	0	0	0	0	0	0
-----------------	----------	----------	----------	----------	----------	----------	----------	----------	----------	----------	----------	----------	----------

Funding Required	0	0	0	0	0	0	0	0	0	0	0	0	0
-------------------------	----------	----------	----------	----------	----------	----------	----------	----------	----------	----------	----------	----------	----------

Operating Budget Impact:	2021	2022	2023 Onward
Costs(Savings) (000's)			
Staffing Impacts (F.T.E)			

Project Rating Attributes	Weight	Rating	Weighted Rank
Contractual/Legislated Obligations	46.00	0-0	0.92
Health and Safety	16.00	0-0	0.64
Operating Budget/Financial Impact	9.00	0-0	0.72
Strategic Direction (Dominant Project Theme)	29.00	0-1	0.29
Total			2.57

**CITY OF HAMILTON
2021-2045 CAPITAL BUDGET PROJECT DETAIL SHEET**

Division/Department: Long Term Care Facilities - Public Works Tax Funded **Project ID:** 6302141102

Category: Expansion Projects

Project Name: Macassa Lodge D-Wing

Ward(s): City Wide

Objective:

A two - storey, 64-bed addition (2 RHA's of 32 residents) is to be added to the existing 270-bed Macassa Lodge. The new addition will replace 44 existing LTC beds in D-Wing, and result in a net of addition 20 new LTC beds. The new addition will be added in the south-east area of the site and connected internally into the existing home.

Start Date: 2021

Completion Date: 2024

Status: Recommended (funded)

Tangible Capital Asset: Yes

Capital Budget Initiation: 2020

Program Type: Homes for the Aged

Expenses (000's)	Total	Pre 2021	2021	2022	2023	2024	2025	2026	2027	2028	2029	2030	2031-45
Construction	22,300			22,300									
Consultant	256			256									
Design	3,598		3,598										
Furniture & Fixtures	832			832									
Internal Resources/Staffing	625		313	313									
Outside Legal Fees	90		90										
Total: Expenses	27,700		4,000	23,700									

Revenues (000's)	Total	Pre 2021	2021	2022	2023	2024	2025	2026	2027	2028	2029	2030	2031-45
Dev Charges - Non-Res-TCA	1,221		176	1,045									
Dev Charges - Res-TCA	10,995		1,588	9,407									
From Reserves	2,236		2,236										
Total: Revenues	14,452		4,000	10,452									

Net Cost	13,248	0	0	13,248	0	0	0	0	0	0	0	0	0
-----------------	---------------	----------	----------	---------------	----------	----------	----------	----------	----------	----------	----------	----------	----------

Funding Required	13,248	0	0	13,248	0	0	0	0	0	0	0	0	0
-------------------------	---------------	----------	----------	---------------	----------	----------	----------	----------	----------	----------	----------	----------	----------

**CITY OF HAMILTON
2021-2045 CAPITAL BUDGET PROJECT DETAIL SHEET**

Division/Department: Long Term Care Facilities - Public Works Tax Funded **Project ID:** 6302141102
Project Name: Macassa Lodge D-Wing

Category: Expansion Projects
Ward(s): City Wide

Operating Budget Impact:	2021	2022	2023 Onward
Costs(Savings) (000's)		1,692.6	
Staffing Impacts (F.T.E)		19	

Project Rating Attributes	Weight	Rating	Weighted Rank
Contractual/Legislated Obligations	46.00	0-0	
Health and Safety	16.00	0-0	
Operating Budget/Financial Impact	9.00	0-0	
Strategic Direction (Dominant Project Theme)	29.00	0-1	
Total			

Comments:

50% DC

**CITY OF HAMILTON
2021-2045 CAPITAL BUDGET PROJECT DETAIL SHEET**

Division/Department: Long Term Care Facilities - Public Works Tax Funded **Project ID:** 6302151100
Project Name: ML BAS Upgrade

Category: Energy Management
Ward(s): City Wide

Objective:
 The objective of this project is to upgrade Building Automation System (BAS) controllers at Macassa Lodge. All existing controllers at Macassa Lodge are due for life-cycle replacement and are to be upgraded with new BAS software to keep up with City's IT policies. This project is expected to produce annual utility savings of \$5,000 (approx) and estimated GHG reduction of 14 Tonnes of CO2 per year.

Start Date: 2021
Completion Date: Ongoing
Status: Recommended (funded)
Tangible Capital Asset: Yes
Capital Budget Initiation: 2020
Program Type: Homes for the Aged

Expenses (000's)	Total	Pre 2021	2021	2022	2023	2024	2025	2026	2027	2028	2029	2030	2031-45
Construction	244		244										
Internal Resources/Staffing	43		43										
Total: Expenses	287		287										

Revenues (000's)	Total	Pre 2021	2021	2022	2023	2024	2025	2026	2027	2028	2029	2030	2031-45
From Program Reserves	287		287										
Total: Revenues	287		287										

Net Cost	0	0	0	0	0	0	0	0	0	0	0	0	0
-----------------	----------	----------	----------	----------	----------	----------	----------	----------	----------	----------	----------	----------	----------

Funding Required	0	0	0	0	0	0	0	0	0	0	0	0	0
-------------------------	----------	----------	----------	----------	----------	----------	----------	----------	----------	----------	----------	----------	----------

Operating Budget Impact:	2021	2022	2023 Onward
Costs(Savings) (000's)			
Staffing Impacts (F.T.E)			

Project Rating Attributes	Weight	Rating	Weighted Rank
Contractual/Legislated Obligations	46.00	0-0	
Health and Safety	16.00	0-0	
Operating Budget/Financial Impact	9.00	0-0	0.90
Strategic Direction (Dominant Project Theme)	29.00	0-1	0.29
Total			1.19

Comments:

\$217 to come from Energy Reserve 112272.

**CITY OF HAMILTON
2021-2045 CAPITAL BUDGET PROJECT DETAIL SHEET**

Division/Department: Long Term Care Facilities - Public Works Tax Funded **Project ID:** 6302151101
Project Name: Macassa Lodge Carpet Removal

Category: Renovation Project
Ward(s): City Wide

Objective:
 Replacement of end of life carpeting in Macassa Lodge C1 East.

Start Date: 2021
Completion Date: Ongoing
Status: Recommended (funded)
Tangible Capital Asset: Yes
Capital Budget Initiation: 2020
Program Type: Homes for the Aged

Expenses (000's)	Total	Pre 2021	2021	2022	2023	2024	2025	2026	2027	2028	2029	2030	2031-45
Construction	225		225										
Design	15		15										
Internal Resources/Staffing	10		10										
Total: Expenses	250		250										

Revenues (000's)	Total	Pre 2021	2021	2022	2023	2024	2025	2026	2027	2028	2029	2030	2031-45
From Program Reserves	250		250										
Total: Revenues	250		250										

Net Cost	0	0	0	0	0	0	0	0	0	0	0	0	0
-----------------	----------	----------	----------	----------	----------	----------	----------	----------	----------	----------	----------	----------	----------

Funding Required	0	0	0	0	0	0	0	0	0	0	0	0	0
-------------------------	----------	----------	----------	----------	----------	----------	----------	----------	----------	----------	----------	----------	----------

Operating Budget Impact:	2021	2022	2023 Onward
Costs(Savings) (000's)			
Staffing Impacts (F.T.E)			

Project Rating Attributes	Weight	Rating	Weighted Rank
Contractual/Legislated Obligations	46.00	0-0	0.92
Health and Safety	16.00	0-0	0.64
Operating Budget/Financial Impact	9.00	0-0	0.72
Strategic Direction (Dominant Project Theme)	29.00	0-1	0.29
Total			2.57

**CITY OF HAMILTON
2021-2045 CAPITAL BUDGET PROJECT DETAIL SHEET**

Division/Department: Long Term Care Facilities - Public Works Tax Funded **Project ID:** 6302151102
Project Name: Program - ML & WL Keyscan and Hardware

Category: Annual Projects
Ward(s): 1, 2, 3, 4, 5, 6, 7, 8, 9,...

Objective:
 Repairs or replacements to keyscan and door hardware for upgrades or end of life maintenance of operational integrity required on capital projects and operations in both Macassa and Wentworth Lodges.

Start Date: 2021
Completion Date: Ongoing
Status: Recommended (funded)
Tangible Capital Asset: Yes
Capital Budget Initiation: 2020
Program Type: Homes for the Aged

Expenses (000's)	Total	Pre 2021	2021	2022	2023	2024	2025	2026	2027	2028	2029	2030	2031-45
Construction	695		20	75	75	75	75	75	75	75	75	75	
Consultant	140		5	15	15	15	15	15	15	15	15	15	
Internal Resources/Staffing	95		5	10	10	10	10	10	10	10	10	10	
Total: Expenses	930		30	100	100	100	100	100	100	100	100	100	

Revenues (000's)	Total	Pre 2021	2021	2022	2023	2024	2025	2026	2027	2028	2029	2030	2031-45
From Program Reserves	930		30	100	100	100	100	100	100	100	100	100	
Total: Revenues	930		30	100	100	100	100	100	100	100	100	100	

Net Cost	0	0	0	0	0	0	0	0	0	0	0	0	0
-----------------	----------	----------	----------	----------	----------	----------	----------	----------	----------	----------	----------	----------	----------

Funding Required	0	0	0	0	0	0	0	0	0	0	0	0	0
-------------------------	----------	----------	----------	----------	----------	----------	----------	----------	----------	----------	----------	----------	----------

Operating Budget Impact:	2021	2022	2023 Onward
Costs(Savings) (000's)			
Staffing Impacts (F.T.E)			

Project Rating Attributes	Weight	Rating	Weighted Rank
Contractual/Legislated Obligations	46.00	0-0	0.92
Health and Safety	16.00	0-0	0.64
Operating Budget/Financial Impact	9.00	0-0	0.72
Strategic Direction (Dominant Project Theme)	29.00	0-1	0.29
Total			2.57

CITY OF HAMILTON
2021-2045 CAPITAL BUDGET PROJECT DETAIL SHEET

Division/Department: Long Term Care Facilities - Public Works Tax Funded **Project ID:** 6302151103

Category: Annual Projects

Project Name: Program - ML & WL Equipment Life-cycle Renewal

Ward(s): City Wide

Objective:

Repairs or replacements to equipment at end of life for maintaining operational integrity required on capital projects and operations in both Macassa and Wentworth Lodges.

Start Date: 2021

Completion Date: Ongoing

Status: Recommended (funded)

Tangible Capital Asset: Yes

Capital Budget Initiation: 2020

Program Type: Homes for the Aged

Expenses (000's)	Total	Pre 2021	2021	2022	2023	2024	2025	2026	2027	2028	2029	2030	2031-45
Construction	500		50	50	50	50	50	50	50	50	50	50	
Consultant	250		25	25	25	25	25	25	25	25	25	25	
Internal Resources/Staffing	250		25	25	25	25	25	25	25	25	25	25	
Total: Expenses	1,000		100	100	100	100	100	100	100	100	100	100	

Revenues (000's)	Total	Pre 2021	2021	2022	2023	2024	2025	2026	2027	2028	2029	2030	2031-45
From Program Reserves	1,000		100	100	100	100	100	100	100	100	100	100	
Total: Revenues	1,000		100	100	100	100	100	100	100	100	100	100	

Net Cost	0	0	0	0	0	0	0	0	0	0	0	0	0
-----------------	----------	----------	----------	----------	----------	----------	----------	----------	----------	----------	----------	----------	----------

Funding Required	0	0	0	0	0	0	0	0	0	0	0	0	0
-------------------------	----------	----------	----------	----------	----------	----------	----------	----------	----------	----------	----------	----------	----------

Operating Budget Impact:	2021	2022	2023 Onward
Costs(Savings) (000's)			
Staffing Impacts (F.T.E)			

Project Rating Attributes	Weight	Rating	Weighted Rank
Contractual/Legislated Obligations	46.00	0-0	0.92
Health and Safety	16.00	0-0	0.64
Operating Budget/Financial Impact	9.00	0-0	0.72
Strategic Direction (Dominant Project Theme)	29.00	0-1	0.29
Total			2.57

O&M Parks and Cemeteries

**City of Hamilton
2021 - 2030 Capital Budget
Ten Year Included, Not Included, Future Project Summary (000's)**

Ward	Project	Pre 2021		2021		2022		2023		2024		2025 to 2030		Total Project		Start Year	End Year	
		Gross	Net	Gross	Net	Gross	Net	Gross	Net	Gross	Net	Gross	Net	Gross	Net			
O & M - Parks & Cemeteries																		
Included in the Financing Plan																		
City Wide	4402053001	Cemetery Document Digitization	80	80	85	85	-	-	-	-	-	-	-	-	165	165	2020	2021
City Wide	4402111601	Cemetery Roads Rehabilitation Program	-	-	80	80	200	200	200	200	200	200	2,100	2,100	2,780	2,780	2021	Ongoing
City Wide	4402145800	Urban Park Parking Lot Paving Program	-	-	48	48	375	375	375	375	380	380	2,580	2,580	3,758	3,758	2021	Ongoing
City Wide	4402149003	Backflow Prevention for Various Parks Facilities	-	-	540	540	200	200	-	-	-	-	-	-	740	740	2021	2022
City Wide	4402149007	Cemetery Columbarium	-	-	70	-	100	-	100	-	125	-	875	-	1,270	-	2021	Ongoing
City Wide	4402149009	Sport Lighting	-	-	40	40	300	300	50	50	350	350	870	870	1,610	1,610	2021	Ongoing
City Wide	4402149100	Stair Replacement and Repair Program	-	-	100	100	150	150	150	150	160	160	1,110	1,110	1,670	1,670	2021	Ongoing
City Wide	4402149101	Park Pathway Resurfacing Program	-	-	215	215	300	300	300	300	350	350	2,500	2,500	3,665	3,665	2021	Ongoing
City Wide	4402151001	Equipment Upgrades	-	-	25	25	50	50	50	50	50	50	300	300	475	475	2021	Ongoing
City Wide	4402151601	Equipment Acquisition (DC) Program	-	-	247	25	247	25	247	25	247	25	1,482	150	2,470	250	2021	Ongoing
City Wide	4402151700	Small Equipment Replacement (Reserve) Program	-	-	75	-	85	-	145	-	85	-	605	-	995	-	2021	Ongoing
5	4402151903	Confederation Beach Park - Capital Maintenance Program	-	-	150	-	175	-	175	-	175	-	1,050	-	1,725	-	2021	Ongoing
City Wide	4402152100	CSA Safety Material Replacement Program	-	-	150	150	150	150	175	175	175	175	1,200	1,200	1,850	1,850	2021	Ongoing
City Wide	4402152600	Playground Lifecycle Replacement Program	-	-	350	250	300	300	350	350	350	350	2,700	2,700	4,050	3,950	2021	Ongoing
City Wide	4402154699	Tennis and Multi -use Court Rehabilitation Program	-	-	120	120	130	130	130	130	200	200	1,620	1,620	2,200	2,200	2021	Ongoing
City Wide	4402156001	Leash Free Dog Park Program	-	-	80	-	80	-	80	-	80	-	480	-	800	-	2021	Ongoing
Total:			80	80	2,375	1,678	2,842	2,180	2,527	1,805	2,927	2,240	19,472	15,130	30,223	23,113		
Not Included in the Financing Plan																		
13	4402049004	Parkside Cemetery Development	428	70	150	150	-	-	-	-	-	-	-	-	578	220	2020	2021
6	4402049900	Mohawk Sports Park – Bleachers & Shade Structure	150	-	150	150	295	295	-	-	-	-	-	-	595	445	2020	2022
City Wide	4402118001	Vehicular Bridges	70	70	70	70	20	20	70	70	20	20	300	300	550	550	2021	2027
City Wide	4402118002	Pedestrian Bridge Replacement & Repair Program	-	-	108	108	108	108	108	108	165	165	1,110	1,110	1,599	1,599	2021	Ongoing
City Wide	4402141001	Cemetery Building Repairs	-	-	115	115	115	115	115	115	165	165	1,320	1,320	1,830	1,830	2021	Ongoing
City Wide	4402145801	Park Parking Lot Paving	-	-	302	302	-	-	-	-	-	-	-	-	302	302	2021	2021
City Wide	4402149102	Sports Field Rehab Program	-	-	240	240	25	25	40	40	40	40	390	390	735	735	2021	Ongoing
City Wide	4402149103	Bocce Court Rehab Program	-	-	40	40	50	50	50	50	50	50	300	300	490	490	2021	Ongoing
City Wide	4402149104	Pedestrian/Security Lighting Replacement Program	-	-	155	155	115	115	140	140	150	150	1,105	1,105	1,665	1,665	2021	Ongoing
City Wide	4402149107	Park Fencing Program	-	-	163	163	165	165	220	220	220	220	1,870	1,870	2,638	2,638	2021	Ongoing

**City of Hamilton
2021 - 2030 Capital Budget
Ten Year Included, Not Included, Future Project Summary (000's)**

Ward	Project	Pre 2021		2021		2022		2023		2024		2025 to 2030		Total Project		Start Year	End Year
		Gross	Net	Gross	Net	Gross	Net	Gross	Net	Gross	Net	Gross	Net	Gross	Net		
City Wide	4402149501 Gateway Replacement - Hamilton Cemetery	70	70	70	70	70	70	-	-	-	-	-	-	210	210	2021	2022
City Wide	4402149502 Flagpole Replacement & Repairs Program	100	100	100	100	100	100	100	100	-	-	-	-	400	400	2021	2023
City Wide	4402149504 Parkland Identification and Way Finding Signage	-	-	20	20	20	20	20	20	30	30	180	180	270	270	2021	Ongoing
City Wide	4402149505 Cemeteries Foundations Study	50	50	50	50	50	50	50	50	50	50	300	300	550	550	2021	2030
City Wide	4402149510 Spraypad Infrastructure Rehabilitation Program	-	-	78	78	78	78	90	90	90	90	690	690	1,026	1,026	2021	Ongoing
City Wide	4402149607 Outdoor Ice Rink Program	60	60	65	65	65	65	65	65	70	70	440	440	765	765	2021	Ongoing
City Wide	4402149610 Park Bleacher Replacement Program	-	-	100	100	100	100	110	110	110	110	705	705	1,125	1,125	2021	Ongoing
City Wide	4402149612 Cemetery ID Sign Program	120	120	120	120	60	60	65	65	65	65	-	-	430	430	2021	2024
City Wide	4402151501 Sportsfield Irrigation System Lifecycle Replacements	-	-	75	75	40	40	40	40	40	40	380	380	575	575	2021	Ongoing
5	4402151902 Confederation Beach Park - Capital Maintenance Program	-	-	110	110	110	110	110	110	110	110	550	550	990	990	2021	Ongoing
City Wide	4402155501 IPHC Program Equipment Purchases	565	565	565	565	480	480	190	190	585	585	-	-	2,385	2,385	2021	2024
Total:		1,613	1,105	2,846	2,846	2,066	2,066	1,583	1,583	1,960	1,960	9,640	9,640	19,708	19,200		
<i>Beginning in Future Years</i>																	
City Wide	4402152601 Playground Lifecycle Replacement Program	-	-	-	-	560	560	560	560	560	560	3,360	3,360	5,040	5,040	2021	Ongoing
Total:		-	-	-	-	560	560	560	560	560	560	3,360	3,360	5,040	5,040		
Total: O & M - Parks & Cemeteries		1,693	1,185	5,221	4,524	5,468	4,806	4,670	3,948	5,447	4,760	32,472	28,130	54,971	47,353		
Total: All Departments		1,693	1,185	5,221	4,524	5,468	4,806	4,670	3,948	5,447	4,760	32,472	28,130	54,971	47,353		

**CITY OF HAMILTON
2021-2045 CAPITAL BUDGET PROJECT DETAIL SHEET**

Division/Department: O & M - Parks & Cemeteries - Public Works Tax **Project ID:** 4402053001 **Category:** Inventory of Items
Project Name: Cemetery Document Digitization **Ward(s):** City Wide

Objective:
 The digitization of cemetery maps, burial ledgers, contracts, interment orders and receipts dating back to the 1850's to allow the current paper documents to be properly stored with other historical documents. This project will eliminate the risk of completely losing historical information due to the documents deteriorating, and improve the ability to access the required documents for staff.

Start Date: 2020
Completion Date: 2021
Status: Block
Tangible Capital Asset: No
Capital Budget Initiation: 2020
Program Type: Cemetery

Expenses (000's)	Total	Pre 2021	2021	2022	2023	2024	2025	2026	2027	2028	2029	2030	2031-45
Consultant	165	80	85										
Total: Expenses	165	80	85										

Net Cost	165	80	85	0	0	0	0	0	0	0	0	0	0
-----------------	------------	-----------	-----------	----------	----------	----------	----------	----------	----------	----------	----------	----------	----------

Financing Sources (000's)	Total	Pre 2021	2021	2022	2023	2024	2025	2026	2027	2028	2029	2030	2031-45
From Operating Fund	165	80	85										
Total: Financing Sources	165	80	85										

Funding Required	0	0	0	0	0	0	0	0	0	0	0	0	0
-------------------------	----------	----------	----------	----------	----------	----------	----------	----------	----------	----------	----------	----------	----------

Operating Budget Impact:	2021	2022	2023 Onward
Costs(Savings) (000's)			
Staffing Impacts (F.T.E)			

Project Rating Attributes	Weight	Rating	Weighted Rank
Contractual/Legislated Obligations	46.00	0-0	3.68
Health and Safety	16.00	0-0	0.32
Operating Budget/Financial Impact	9.00	0-0	0.45
Strategic Direction (Dominant Project Theme)	29.00	0-1	0.29
Total			4.74

Comments:
 Direction from Audit to Digitize records - Priority Item

**CITY OF HAMILTON
2021-2045 CAPITAL BUDGET PROJECT DETAIL SHEET**

Division/Department: O & M - Parks & Cemeteries - Public Works Tax **Project ID:** 4402111601 **Category:** Cemeteries
Project Name: Cemetery Roads Rehabilitation Program **Ward(s):** City Wide

Objective:
 Re-pave existing roads within various cemeteries. Woodland and Mount Hamilton, other City Cemeteries determined as per condition and Health and Safety.

Start Date: 2021
Completion Date: Ongoing
Status: Block
Tangible Capital Asset: Yes
Capital Budget Initiation: 2009
Program Type: Replacement Program

Expenses (000's)	Total	Pre 2021	2021	2022	2023	2024	2025	2026	2027	2028	2029	2030	2031-45
Construction	2,780		80	200	200	200	300	300	350	350	400	400	
Total: Expenses	2,780		80	200	200	200	300	300	350	350	400	400	

Net Cost	2,780	0	80	200	200	200	300	300	350	350	400	400	0
-----------------	--------------	----------	-----------	------------	------------	------------	------------	------------	------------	------------	------------	------------	----------

Financing Sources (000's)	Total	Pre 2021	2021	2022	2023	2024	2025	2026	2027	2028	2029	2030	2031-45
From Operating Fund	80		80										
Total: Financing Sources	80		80										

Funding Required	2,700	0	0	200	200	200	300	300	350	350	400	400	0
-------------------------	--------------	----------	----------	------------	------------	------------	------------	------------	------------	------------	------------	------------	----------

Operating Budget Impact:	2021	2022	2023 Onward
Costs(Savings) (000's)			
Staffing Impacts (F.T.E)			

Project Rating Attributes	Weight	Rating	Weighted Rank
Contractual/Legislated Obligations	46.00	0-0	
Health and Safety	16.00	0-0	0.96
Operating Budget/Financial Impact	9.00	0-0	0.72
Strategic Direction (Dominant Project Theme)	29.00	0-1	0.29
Total			1.97

**CITY OF HAMILTON
2021-2045 CAPITAL BUDGET PROJECT DETAIL SHEET**

Division/Department: O & M - Parks & Cemeteries - Public Works Tax

Project ID: 4402145800

Category: Upgrade Projects

Project Name: Urban Park Parking Lot Paving Program

Ward(s): City Wide

Objective:

Program to provide asphalt paving to parks in the urban area. Priorities to: Kitty Murray Park, where the parking area services the park and Postal boxes for the community.

Start Date: 2021

Completion Date: Ongoing

Status: Block

Tangible Capital Asset: Yes

Capital Budget Initiation: 2018

Program Type: Parking Lot

Expenses (000's)	Total	Pre 2021	2021	2022	2023	2024	2025	2026	2027	2028	2029	2030	2031-45
Construction	3,498		48	350	350	350	400	400	400	400	400	400	
Consultant	260			25	25	30	30	30	30	30	30	30	
Total: Expenses	3,758		48	375	375	380	430	430	430	430	430	430	
Net Cost	3,758	0	48	375	375	380	430	430	430	430	430	430	0
Financing Sources (000's)	Total	Pre 2021	2021	2022	2023	2024	2025	2026	2027	2028	2029	2030	2031-45
From Operating Fund	48		48										
Total: Financing Sources	48		48										
Funding Required	3,710	0	0	375	375	380	430	430	430	430	430	430	0

Operating Budget Impact:	2021	2022	2023 Onward
Costs(Savings) (000's)			
Staffing Impacts (F.T.E)			

Project Rating Attributes	Weight	Rating	Weighted Rank
Contractual/Legislated Obligations	46.00	0-0	
Health and Safety	16.00	0-0	0.32
Operating Budget/Financial Impact	9.00	0-0	0.36
Strategic Direction (Dominant Project Theme)	29.00	0-1	0.29
Total			0.97

**CITY OF HAMILTON
2021-2045 CAPITAL BUDGET PROJECT DETAIL SHEET**

Division/Department: O & M - Parks & Cemeteries - Public Works Tax

Project ID: 4402149003

Category: Maintenance Projects

Project Name: Backflow Prevention for Various Parks Facilities

Ward(s): City Wide

Objective:

To maintain compliance with City Bylaw No. 10-103 - By-Law Respecting the Prevention of Backflow into the Water Distribution System. Due to funds not approved in 2012, the City of Hamilton, Parks and Cemeteries Division is non-compliant. This will be a multi-year project taking place between 2021-2022. The remainder of the sites will be completed with high hazard sites completed first, followed by moderate and then low risk sites.

Start Date: 2021

Completion Date: 2022

Status: Block

Tangible Capital Asset: No

Capital Budget Initiation: 2019

Program Type: Replacement Program

Expenses (000's)	Total	Pre 2021	2021	2022	2023	2024	2025	2026	2027	2028	2029	2030	2031-45
Construction	740		540	200									
Total: Expenses	740		540	200									

Net Cost	740	0	540	200	0	0	0	0	0	0	0	0	0
-----------------	------------	----------	------------	------------	----------	----------	----------	----------	----------	----------	----------	----------	----------

Financing Sources (000's)	Total	Pre 2021	2021	2022	2023	2024	2025	2026	2027	2028	2029	2030	2031-45
From Operating Fund	540		540										
Total: Financing Sources	540		540										

Funding Required	200	0	0	200	0	0	0	0	0	0	0	0	0
-------------------------	------------	----------	----------	------------	----------	----------	----------	----------	----------	----------	----------	----------	----------

Operating Budget Impact:	2021	2022	2023 Onward
Costs(Savings) (000's)	135.0	64.0	
Staffing Impacts (F.T.E)		.6	

Project Rating Attributes	Weight	Rating	Weighted Rank
Contractual/Legislated Obligations	46.00	0-0	3.68
Health and Safety	16.00	0-0	0.96
Operating Budget/Financial Impact	9.00	0-0	0.72
Strategic Direction (Dominant Project Theme)	29.00	0-1	0.29
Total			5.65

**CITY OF HAMILTON
2021-2045 CAPITAL BUDGET PROJECT DETAIL SHEET**

Division/Department: O & M - Parks & Cemeteries - Public Works Tax

Project ID: 4402149007

Category: Cemeteries

Project Name: Cemetery Columbarium

Ward(s): City Wide

Objective:
Repair, replacement of existing and installation of new Columbarium in 2021 at: Hamilton Cemetery and others as funding permits

Start Date: 2021
Completion Date: Ongoing
Status: Recommended (funded)
Tangible Capital Asset: Yes
Capital Budget Initiation: 2015
Program Type: Cemetery

Expenses (000's)	Total	Pre 2021	2021	2022	2023	2024	2025	2026	2027	2028	2029	2030	2031-45
Construction	1,270		70	100	100	125	125	150	150	150	150	150	
Total: Expenses	1,270		70	100	100	125	125	150	150	150	150	150	

Revenues (000's)	Total	Pre 2021	2021	2022	2023	2024	2025	2026	2027	2028	2029	2030	2031-45
From Program Reserves	1,270		70	100	100	125	125	150	150	150	150	150	
Total: Revenues	1,270		70	100	100	125	125	150	150	150	150	150	

Net Cost	0	0	0	0	0	0	0	0	0	0	0	0	0
-----------------	----------	----------	----------	----------	----------	----------	----------	----------	----------	----------	----------	----------	----------

Funding Required	0	0	0	0	0	0	0	0	0	0	0	0	0
-------------------------	----------	----------	----------	----------	----------	----------	----------	----------	----------	----------	----------	----------	----------

Operating Budget Impact:	2021	2022	2023 Onward
Costs(Savings) (000's)			
Staffing Impacts (F.T.E)			

Project Rating Attributes	Weight	Rating	Weighted Rank
Contractual/Legislated Obligations	46.00	0-0	
Health and Safety	16.00	0-0	
Operating Budget/Financial Impact	9.00	0-0	0.36
Strategic Direction (Dominant Project Theme)	29.00	0-1	0.29
Total			0.65

**CITY OF HAMILTON
2021-2045 CAPITAL BUDGET PROJECT DETAIL SHEET**

Division/Department: O & M - Parks & Cemeteries - Public Works Tax **Project ID:** 4402149009 **Category:** Park Operations
Project Name: Sport Lighting **Ward(s):** City Wide

Objective:
 To address replacement, maintenance, LED retrofits and repairs for sport lighting in parks or natural open spaces. Improvements proposed to address deficiencies and safety issues for poles, footings, and lights in various parks, including Sherwood and Rockcliffe which are approaching end of life cycle. Funding proposed to complete inventory and condition assessment.

Start Date: 2021
Completion Date: Ongoing
Status: Block
Tangible Capital Asset: Yes
Capital Budget Initiation: 2020
Program Type: Lighting

Expenses (000's)	Total	Pre 2021	2021	2022	2023	2024	2025	2026	2027	2028	2029	2030	2031-45
Construction	1,350			300		350		350		350			
Design	260		40		50		50		60		60		
Total: Expenses	1,610		40	300	50	350	50	350	60	350	60		

Net Cost	1,610	0	40	300	50	350	50	350	60	350	60	0	0
-----------------	--------------	----------	-----------	------------	-----------	------------	-----------	------------	-----------	------------	-----------	----------	----------

Financing Sources (000's)	Total	Pre 2021	2021	2022	2023	2024	2025	2026	2027	2028	2029	2030	2031-45
From Operating Fund	40		40										
Total: Financing Sources	40		40										

Funding Required	1,570	0	0	300	50	350	50	350	60	350	60	0	0
-------------------------	--------------	----------	----------	------------	-----------	------------	-----------	------------	-----------	------------	-----------	----------	----------

Operating Budget Impact:	2021	2022	2023 Onward
Costs(Savings) (000's)			
Staffing Impacts (F.T.E)			

Project Rating Attributes	Weight	Rating	Weighted Rank
Contractual/Legislated Obligations	46.00	0-0	2.30
Health and Safety	16.00	0-0	1.60
Operating Budget/Financial Impact	9.00	0-0	0.45
Strategic Direction (Dominant Project Theme)	29.00	0-1	0.29
Total			4.64

**CITY OF HAMILTON
2021-2045 CAPITAL BUDGET PROJECT DETAIL SHEET**

Division/Department: O & M - Parks & Cemeteries - Public Works Tax

Project ID: 4402149100

Category: Park Operations

Project Name: Stair Replacement and Repair Program

Ward(s): City Wide

Objective:

Remediation of aging stairs located in various parks and open spaces, including the escarpment.

Start Date: 2021

Completion Date: Ongoing

Status: Block

Tangible Capital Asset: Yes

Capital Budget Initiation: 2012

Program Type: Park

Expenses (000's)	Total	Pre 2021	2021	2022	2023	2024	2025	2026	2027	2028	2029	2030	2031-45
Construction	1,370		100	120	120	130	150	150	150	150	150	150	
Design	300			30	30	30	35	35	35	35	35	35	
Total: Expenses	1,670		100	150	150	160	185	185	185	185	185	185	

Net Cost	1,670	0	100	150	150	160	185	185	185	185	185	185	0
-----------------	--------------	----------	------------	------------	------------	------------	------------	------------	------------	------------	------------	------------	----------

Financing Sources (000's)	Total	Pre 2021	2021	2022	2023	2024	2025	2026	2027	2028	2029	2030	2031-45
From Operating Fund	100		100										
Total: Financing Sources	100		100										

Funding Required	1,570	0	0	150	150	160	185	185	185	185	185	185	0
-------------------------	--------------	----------	----------	------------	------------	------------	------------	------------	------------	------------	------------	------------	----------

Operating Budget Impact:	2021	2022	2023 Onward
Costs(Savings) (000's)			
Staffing Impacts (F.T.E)			

Project Rating Attributes	Weight	Rating	Weighted Rank
Contractual/Legislated Obligations	46.00	0-0	
Health and Safety	16.00	0-0	0.64
Operating Budget/Financial Impact	9.00	0-0	0.72
Strategic Direction (Dominant Project Theme)	29.00	0-1	0.29
Total			1.65

**CITY OF HAMILTON
2021-2045 CAPITAL BUDGET PROJECT DETAIL SHEET**

Division/Department: O & M - Parks & Cemeteries - Public Works Tax **Project ID:** 4402149101 **Category:** Park Operations
Project Name: Park Pathway Resurfacing Program **Ward(s):** City Wide

Objective:
 To fund park pathway repair and lifecycle replacements to maintain minimum standards for safe public use and barrier free access throughout the city's inventory of paved asphalt and granular surface pathways: Various Park Pathway locations.

Start Date: 2021
Completion Date: Ongoing
Status: Block
Tangible Capital Asset: Yes
Capital Budget Initiation: 2009
Program Type: Path/Trail

Expenses (000's)	Total	Pre 2021	2021	2022	2023	2024	2025	2026	2027	2028	2029	2030	2031-45
Construction	3,665		215	300	300	350	350	400	400	450	450	450	
Total: Expenses	3,665		215	300	300	350	350	400	400	450	450	450	

Net Cost	3,665	0	215	300	300	350	350	400	400	450	450	450	0
-----------------	--------------	----------	------------	------------	------------	------------	------------	------------	------------	------------	------------	------------	----------

Financing Sources (000's)	Total	Pre 2021	2021	2022	2023	2024	2025	2026	2027	2028	2029	2030	2031-45
From Operating Fund	215		215										
Total: Financing Sources	215		215										

Funding Required	3,450	0	0	300	300	350	350	400	400	450	450	450	0
-------------------------	--------------	----------	----------	------------	------------	------------	------------	------------	------------	------------	------------	------------	----------

Operating Budget Impact:	2021	2022	2023 Onward
Costs(Savings) (000's)			
Staffing Impacts (F.T.E)			

Project Rating Attributes	Weight	Rating	Weighted Rank
Contractual/Legislated Obligations	46.00	0-0	
Health and Safety	16.00	0-0	1.28
Operating Budget/Financial Impact	9.00	0-0	0.72
Strategic Direction (Dominant Project Theme)	29.00	0-1	0.29
Total			2.29

**CITY OF HAMILTON
2021-2045 CAPITAL BUDGET PROJECT DETAIL SHEET**

Division/Department: O & M - Parks & Cemeteries - Public Works Tax
Project Name: Equipment Upgrades

Project ID: 4402151001

Category: Equipment - New
Ward(s): City Wide

Objective:
To fund outfitting requirements for replacement equipment and vehicles such as step bars, plow attachments, back racks, spare tires, utility vehicle lighting, cabs for tractors etc., when updated specifications are no longer "like for like" for the equipment being replaced. Shared between four Parks Districts and Cemeteries Operations.

Start Date: 2021
Completion Date: Ongoing
Status: Block
Tangible Capital Asset: No
Capital Budget Initiation: 2020
Program Type: Parks Equipment

Expenses (000's)	Total	Pre 2021	2021	2022	2023	2024	2025	2026	2027	2028	2029	2030	2031-45
Environmental Assesments	475		25	50	50	50	50	50	50	50	50	50	
Total: Expenses	475		25	50	50	50	50	50	50	50	50	50	

Net Cost	475	0	25	50	50	50	50	50	50	50	50	50	0
-----------------	------------	----------	-----------	-----------	-----------	-----------	-----------	-----------	-----------	-----------	-----------	-----------	----------

Financing Sources (000's)	Total	Pre 2021	2021	2022	2023	2024	2025	2026	2027	2028	2029	2030	2031-45
From Operating Fund	25		25										
Total: Financing Sources	25		25										

Funding Required	450	0	0	50	50	50	50	50	50	50	50	50	0
-------------------------	------------	----------	----------	-----------	-----------	-----------	-----------	-----------	-----------	-----------	-----------	-----------	----------

Operating Budget Impact:	2021	2022	2023 Onward
Costs(Savings) (000's)			
Staffing Impacts (F.T.E)			

Project Rating Attributes	Weight	Rating	Weighted Rank
Contractual/Legislated Obligations	46.00	0-0	
Health and Safety	16.00	0-0	0.32
Operating Budget/Financial Impact	9.00	0-0	0.72
Strategic Direction (Dominant Project Theme)	29.00	0-1	0.29
Total			1.33

**CITY OF HAMILTON
2021-2045 CAPITAL BUDGET PROJECT DETAIL SHEET**

Division/Department: O & M - Parks & Cemeteries - Public Works Tax **Project ID:** 4402151601 **Category:** Equipment - New
Project Name: Equipment Acquisition (DC) Program **Ward(s):** City Wide

Objective:
 To fund additional equipment for Environmental Services work related to development/growth in the City. In 2021 - purchasing the following for the new Stadium Precinct: out front mower, utility vehicle and chipper (\$107,000); Skinner Park: utility vehicle (\$25,000); Wm Connell Park: two out front mowers and a mini Jacobsen tractor (\$115,000)

Start Date: 2021
Completion Date: Ongoing
Status: Block
Tangible Capital Asset: Yes
Capital Budget Initiation: 2009
Program Type: Parks Equipment

Expenses (000's)	Total	Pre 2021	2021	2022	2023	2024	2025	2026	2027	2028	2029	2030	2031-45
Equipment	2,470		247	247	247	247	247	247	247	247	247	247	
Total: Expenses	2,470		247	247	247	247	247	247	247	247	247	247	

Revenues (000's)	Total	Pre 2021	2021	2022	2023	2024	2025	2026	2027	2028	2029	2030	2031-45
Dev Charges - Non-Res-TCA	840		84	84	84	84	84	84	84	84	84	84	
Dev Charges - Res-TCA	1,380		138	138	138	138	138	138	138	138	138	138	
Total: Revenues	2,220		222	222	222	222	222	222	222	222	222	222	

Net Cost	250	0	25	25	25	25	25	25	25	25	25	25	0
-----------------	------------	----------	-----------	-----------	-----------	-----------	-----------	-----------	-----------	-----------	-----------	-----------	----------

Financing Sources (000's)	Total	Pre 2021	2021	2022	2023	2024	2025	2026	2027	2028	2029	2030	2031-45
From Operating Fund	25		25										
Total: Financing Sources	25		25										

Funding Required	225	0	0	25	25	25	25	25	25	25	25	25	0
-------------------------	------------	----------	----------	-----------	-----------	-----------	-----------	-----------	-----------	-----------	-----------	-----------	----------

Operating Budget Impact:	2021	2022	2023 Onward
Costs(Savings) (000's)	76.0		
Staffing Impacts (F.T.E)			

Project Rating Attributes	Weight	Rating	Weighted Rank
Contractual/Legislated Obligations	46.00	0-0	
Health and Safety	16.00	0-0	1.28
Operating Budget/Financial Impact	9.00	0-0	0.72
Strategic Direction (Dominant Project Theme)	29.00	0-1	0.29
Total			2.29

**CITY OF HAMILTON
2021-2045 CAPITAL BUDGET PROJECT DETAIL SHEET**

Division/Department: O & M - Parks & Cemeteries - Public Works Tax
Project Name: Small Equipment Replacement (Reserve) Program

Project ID: 4402151700

Category: Equipment Replacement
Ward(s): City Wide

Objective:
 Replace small equipment which has exceeded its life cycle and is no longer economically feasible to maintain in service.
 2021: Leaf blower, Chainsaws, Generators, Push Mowers, Trimmers etc; Shared between four Parks Districts and Cemeteries Operations

Start Date: 2021
Completion Date: Ongoing
Status: Recommended (funded)
Tangible Capital Asset: Yes
Capital Budget Initiation: 2013
Program Type: Parks Equipment

Expenses (000's)	Total	Pre 2021	2021	2022	2023	2024	2025	2026	2027	2028	2029	2030	2031-45
Equipment	995		75	85	145	85	85	150	90	90	95	95	
Total: Expenses	995		75	85	145	85	85	150	90	90	95	95	

Revenues (000's)	Total	Pre 2021	2021	2022	2023	2024	2025	2026	2027	2028	2029	2030	2031-45
From Program Reserves	995		75	85	145	85	85	150	90	90	95	95	
Total: Revenues	995		75	85	145	85	85	150	90	90	95	95	

Net Cost	0	0	0	0	0	0	0	0	0	0	0	0	0
-----------------	----------	----------	----------	----------	----------	----------	----------	----------	----------	----------	----------	----------	----------

Funding Required	0	0	0	0	0	0	0	0	0	0	0	0	0
-------------------------	----------	----------	----------	----------	----------	----------	----------	----------	----------	----------	----------	----------	----------

Operating Budget Impact:	2021	2022	2023 Onward
Costs(Savings) (000's)			
Staffing Impacts (F.T.E)			

Project Rating Attributes	Weight	Rating	Weighted Rank
Contractual/Legislated Obligations	46.00	0-0	
Health and Safety	16.00	0-0	1.60
Operating Budget/Financial Impact	9.00	0-0	0.90
Strategic Direction (Dominant Project Theme)	29.00	0-1	0.29
Total			2.79

Comments:

TT - Changed Start Date to 2020, ProjectID to 2020 and Not Recommend to facilitate rollover to 2021. 2020 Budget was not submitted.

**CITY OF HAMILTON
2021-2045 CAPITAL BUDGET PROJECT DETAIL SHEET**

Division/Department: O & M - Parks & Cemeteries - Public Works Tax **Project ID:** 4402151903 **Category:** Annual Projects
Project Name: Confederation Beach Park - Capital Maintenance Program **Ward(s):** 5

Objective:
 Annual major maintenance expenditures as required due to aging infrastructure at the Park. To fund wave pool tile replacement and entrance shade structures.

Start Date: 2021
Completion Date: Ongoing
Status: Recommended (funded)
Tangible Capital Asset: No
Capital Budget Initiation: 2019
Program Type: Parks Equipment

Expenses (000's)	Total	Pre 2021	2021	2022	2023	2024	2025	2026	2027	2028	2029	2030	2031-45
Other Capital Expenditures	1,725		150	175	175	175	175	175	175	175	175	175	
Total: Expenses	1,725		150	175	175	175	175	175	175	175	175	175	

Revenues (000's)	Total	Pre 2021	2021	2022	2023	2024	2025	2026	2027	2028	2029	2030	2031-45
From Program Reserves	1,725		150	175	175	175	175	175	175	175	175	175	
Total: Revenues	1,725		150	175	175	175	175	175	175	175	175	175	

Net Cost	0	0	0	0	0	0	0	0	0	0	0	0	0
-----------------	----------	----------	----------	----------	----------	----------	----------	----------	----------	----------	----------	----------	----------

Funding Required	0	0	0	0	0	0	0	0	0	0	0	0	0
-------------------------	----------	----------	----------	----------	----------	----------	----------	----------	----------	----------	----------	----------	----------

Operating Budget Impact:	2021	2022	2023 Onward
Costs(Savings) (000's)			
Staffing Impacts (F.T.E)			

Project Rating Attributes	Weight	Rating	Weighted Rank
Contractual/Legislated Obligations	46.00	0-0	4.14
Health and Safety	16.00	0-0	1.12
Operating Budget/Financial Impact	9.00	0-0	0.81
Strategic Direction (Dominant Project Theme)	29.00	0-1	0.29
Total			6.36

**CITY OF HAMILTON
2021-2045 CAPITAL BUDGET PROJECT DETAIL SHEET**

Division/Department: O & M - Parks & Cemeteries - Public Works Tax
Project Name: CSA Safety Material Replacement Program

Project ID: 4402152100

Category: Park Operations
Ward(s): City Wide

Objective:
Funding for the replacement and installation of CSA approved playground safety material within our municipally owned play structures. The wood fiber material used within our parks is both CSA and AODA compliant. Parks to be completed in 2020 include: Inch Park, Henry and Beatrice Warden park and other parks based on condition

Start Date: 2021
Completion Date: Ongoing
Status: Block
Tangible Capital Asset: Yes
Capital Budget Initiation: 2009
Program Type: Play Structure

Expenses (000's)	Total	Pre 2021	2021	2022	2023	2024	2025	2026	2027	2028	2029	2030	2031-45
Construction	1,850		150	150	175	175	200	200	200	200	200	200	
Total: Expenses	1,850		150	150	175	175	200	200	200	200	200	200	
Net Cost	1,850	0	150	150	175	175	200	200	200	200	200	200	0
Financing Sources (000's)	Total	Pre 2021	2021	2022	2023	2024	2025	2026	2027	2028	2029	2030	2031-45
From Operating Fund	150		150										
Total: Financing Sources	150		150										
Funding Required	1,700	0	0	150	175	175	200	200	200	200	200	200	0

Operating Budget Impact:	2021	2022	2023 Onward
Costs(Savings) (000's)			
Staffing Impacts (F.T.E)			

Project Rating Attributes	Weight	Rating	Weighted Rank
Contractual/Legislated Obligations	46.00	0-0	
Health and Safety	16.00	0-0	1.28
Operating Budget/Financial Impact	9.00	0-0	0.72
Strategic Direction (Dominant Project Theme)	29.00	0-1	0.29
Total			2.29

CITY OF HAMILTON
2021-2045 CAPITAL BUDGET PROJECT DETAIL SHEET

Division/Department: O & M - Parks & Cemeteries - Public Works Tax

Project ID: 4402152600

Category: Park Operations

Project Name: Playground Lifecycle Replacement Program

Ward(s): City Wide

Objective:

To fund the lifecycle replacement program to sustain play equipment infrastructure. Program includes the removal of existing, site preparation and supply and installation of new playground equipment. 2021 projects: Inch Park, Henry and Beatrice Warden and other parks that budget allows for.

Start Date: 2021

Completion Date: Ongoing

Status: Block

Tangible Capital Asset: Yes

Capital Budget Initiation: 2009

Program Type: Park

Expenses (000's)	Total	Pre 2021	2021	2022	2023	2024	2025	2026	2027	2028	2029	2030	2031-45
Other Capital Expenditures	4,050		350	300	350	350	400	400	450	450	500	500	
Total: Expenses	4,050		350	300	350	350	400	400	450	450	500	500	

Revenues (000's)	Total	Pre 2021	2021	2022	2023	2024	2025	2026	2027	2028	2029	2030	2031-45
From Reserves	100		100										
Total: Revenues	100		100										

Net Cost	3,950	0	250	300	350	350	400	400	450	450	500	500	0
-----------------	--------------	----------	------------	------------	------------	------------	------------	------------	------------	------------	------------	------------	----------

Financing Sources (000's)	Total	Pre 2021	2021	2022	2023	2024	2025	2026	2027	2028	2029	2030	2031-45
From Operating Fund	250		250										
Total: Financing Sources	250		250										

Funding Required	3,700	0	0	300	350	350	400	400	450	450	500	500	0
-------------------------	--------------	----------	----------	------------	------------	------------	------------	------------	------------	------------	------------	------------	----------

Operating Budget Impact:	2021	2022	2023 Onward
Costs(Savings) (000's)			
Staffing Impacts (F.T.E)			

Project Rating Attributes	Weight	Rating	Weighted Rank
Contractual/Legislated Obligations	46.00	0-0	
Health and Safety	16.00	0-0	1.60
Operating Budget/Financial Impact	9.00	0-0	0.72
Strategic Direction (Dominant Project Theme)	29.00	0-1	0.29
Total			2.61

**CITY OF HAMILTON
2021-2045 CAPITAL BUDGET PROJECT DETAIL SHEET**

Division/Department: O & M - Parks & Cemeteries - Public Works Tax
Project Name: Tennis and Multi -use Court Rehabilitation Program

Project ID: 4402154699

Category: Park Operations
Ward(s): City Wide

Objective:
 To fund the lifecycle replacement program to sustain Multi-Use Courts infrastructure
 Program includes the remediation of existing courts and/or removal of existing, site preparation and supply of courts. 2021 projects:
 Meadowlands Park Tennis Court

Start Date: 2021
Completion Date: Ongoing
Status: Block
Tangible Capital Asset: Yes
Capital Budget Initiation: 2019
Program Type: Sports Field

Expenses (000's)	Total	Pre 2021	2021	2022	2023	2024	2025	2026	2027	2028	2029	2030	2031-45
Construction	2,200		120	130	130	200	200	260	260	300	300	300	
Total: Expenses	2,200		120	130	130	200	200	260	260	300	300	300	
Net Cost	2,200	0	120	130	130	200	200	260	260	300	300	300	0
Financing Sources (000's)	Total	Pre 2021	2021	2022	2023	2024	2025	2026	2027	2028	2029	2030	2031-45
From Operating Fund	120		120										
Total: Financing Sources	120		120										
Funding Required	2,080	0	0	130	130	200	200	260	260	300	300	300	0

Operating Budget Impact:	2021	2022	2023 Onward
Costs(Savings) (000's)			
Staffing Impacts (F.T.E)			

Project Rating Attributes	Weight	Rating	Weighted Rank
Contractual/Legislated Obligations	46.00	0-0	
Health and Safety	16.00	0-0	1.28
Operating Budget/Financial Impact	9.00	0-0	0.72
Strategic Direction (Dominant Project Theme)	29.00	0-1	0.29
Total			2.29

**CITY OF HAMILTON
2021-2045 CAPITAL BUDGET PROJECT DETAIL SHEET**

Division/Department: O & M - Parks & Cemeteries - Public Works Tax
Project Name: Leash Free Dog Park Program

Project ID: 4402156001

Category: Park Operations
Ward(s): City Wide

Objective:
Provide an environment to allow the general public to take their dogs off leash.
Addition of new leash free locations requiring fencing, waste containers and maintenance/upgrades. 2021: Flamborough area site review and implementation.

Start Date: 2021
Completion Date: Ongoing
Status: Recommended (funded)
Tangible Capital Asset: Yes
Capital Budget Initiation: 2014
Program Type: Park

Expenses (000's)	Total	Pre 2021	2021	2022	2023	2024	2025	2026	2027	2028	2029	2030	2031-45
Construction	800		80	80	80	80	80	80	80	80	80	80	
Total: Expenses	800		80	80	80	80	80	80	80	80	80	80	

Revenues (000's)	Total	Pre 2021	2021	2022	2023	2024	2025	2026	2027	2028	2029	2030	2031-45
From Reserves	800		80	80	80	80	80	80	80	80	80	80	
Total: Revenues	800		80	80	80	80	80	80	80	80	80	80	

Net Cost	0	0	0	0	0	0	0	0	0	0	0	0	0
-----------------	----------	----------	----------	----------	----------	----------	----------	----------	----------	----------	----------	----------	----------

Funding Required	0	0	0	0	0	0	0	0	0	0	0	0	0
-------------------------	----------	----------	----------	----------	----------	----------	----------	----------	----------	----------	----------	----------	----------

Operating Budget Impact:	2021	2022	2023 Onward
Costs(Savings) (000's)	2.0		
Staffing Impacts (F.T.E)			

Project Rating Attributes	Weight	Rating	Weighted Rank
Contractual/Legislated Obligations	46.00	0-0	
Health and Safety	16.00	0-0	0.64
Operating Budget/Financial Impact	9.00	0-0	
Strategic Direction (Dominant Project Theme)	29.00	0-1	0.29
Total			0.93

Open Space Development

City of Hamilton
2021 - 2030 Capital Budget
Ten Year Included, Not Included, Future Project Summary (000's)

Ward	Project	Pre 2021		2021		2022		2023		2024		2025 to 2030		Total Project		Start Year	End Year	
		Gross	Net	Gross	Net	Gross	Net	Gross	Net	Gross	Net	Gross	Net	Gross	Net			
Open Space Development																		
Included in the Financing Plan																		
6, 9	4401056060	Open Space Replacement Strategy-East Mtn Trail Loop	1,536	911	372	355	273	260	-	-	-	-	-	-	2,181	1,526	2010	2022
3	4401256520	Gage Park Redevelopment	3,188	2,988	155	155	900	900	850	850	-	-	1,750	963	6,843	5,856	2012	2025
5	4401356801	Confederation Park Redevelopment	11,562	1,108	6,560	1,247	-	-	1,500	396	3,285	329	675	67	48,446	6,933	2013	2042
City Wide	4401858800	Skatepark Facility - Recreation study implementation	1,990	127	240	24	-	-	-	-	-	-	7,100	709	9,330	860	2018	2030
4	4401956904	Andrew Warburton Memorial Park	150	150	1,400	200	1,000	1,000	-	-	-	-	-	-	2,550	1,350	2019	2022
15	4401956906	Gatesbury Park	89	89	575	495	-	-	-	-	-	-	-	-	664	584	2019	2021
7	4401956929	HRTMP Initiative 7-1 - Limeridge Mall Hydro Corridor Trail	138	7	712	106	691	103	-	-	-	-	-	-	1,541	216	2019	2022
8	4402056008	Southam Park Master Plan	90	90	60	60	-	-	1,058	1,058	-	-	-	-	1,208	1,208	2020	2023
2	4402056918	Beasley Park Rehabilitation Phase 2 - Kelly Street Pedestrianization	550	231	210	210	-	-	1,172	1,172	-	-	-	-	1,932	1,613	2020	2021
City Wide	4402155600	Parks Testing and Reporting	-	-	80	47	80	80	80	80	80	80	400	400	720	687	2021	Ongoing
8	4402156002	Ryckman's Park Pathway	-	-	102	-	-	-	-	-	-	-	-	-	102	-	2021	2021
City Wide	4402156006	Rail Trail Improvements	-	-	298	298	-	-	2,173	2,173	-	-	-	-	2,471	2,471	2021	2023
City Wide	4402156104	Recreational Trails Master Plan study update	-	-	300	97	-	-	-	-	-	-	-	-	300	97	2021	2021
11	4402156111	Lancaster Heights - Developer Build	-	-	675	55	-	-	-	-	-	-	-	-	675	55	2021	2021
1	4402156117	Victoria Park Spray Pad Replacement	-	-	175	-	1,195	850	-	-	-	-	-	-	1,370	850	2021	2022
4	4402156119	R.T. Steele Park	-	-	500	-	-	-	-	-	-	-	-	-	500	-	2021	2021
10	4402156120	Cherry Beach Park	-	-	200	-	120	12	-	-	869	87	-	-	1,189	99	2021	2024
12	4402156121	Tiffany Hills Park Pathway Connection to School	-	-	50	5	280	28	-	-	-	-	-	-	330	33	2021	2022
4	4402156122	HRTMP Initiatives #4-4 and 5-6 - Hydro Corridor: Barton Street to Greenhill Avenue	-	-	209	31	-	-	1,413	211	-	-	-	-	1,622	242	2019	2023
City Wide	4402156123	Citywide Park Master Plan	-	-	400	130	-	-	-	-	-	-	-	-	400	130	2021	2021
6, 7	4402156124	Mountain Drive Park Redevelopment	-	-	100	-	-	-	900	900	-	-	-	-	1,000	900	2021	2022
8	4402156125	William Connell Park - Entrance Improvement	-	-	75	75	-	-	-	-	-	-	-	-	75	75	2021	2021
Total:			19,293	5,701	13,448	3,590	4,539	3,233	9,146	6,840	4,234	496	9,925	2,139	85,449	25,785		
Not Included in the Financing Plan																		
7, 8	4401656603	Sam Lawrence Park	420	420	251	-	1,701	-	2,563	2,563	6,477	648	3,634	3,634	15,046	7,265	2016	2045
		Confidential Project	-	-	164	-	1,483	-	165	-	2,307	-	-	-	4,119	-	2021	2025
Total:			420	420	415	-	3,184	-	2,728	2,563	8,784	648	3,634	3,634	19,165	7,265		
Beginning in Future Years																		
4	4241409341	W4 Pipeline Trail	1,438	730	-	-	181	27	1,306	196	-	-	-	-	2,925	953	2016	2023

City of Hamilton
2021 - 2030 Capital Budget
Ten Year Included, Not Included, Future Project Summary (000's)

Ward	Project	Pre 2021		2021		2022		2023		2024		2025 to 2030		Total Project Gross	Total Project Net	Start Year	End Year
		Gross	Net	Gross	Net	Gross	Net	Gross	Net	Gross	Net	Gross	Net				
1	4401056127 Churchill Park Master Plan Implementation	2,055	1,360	-	-	1,166	1,166	-	-	150	150	1,876	1,876	5,247	4,552	2010	2026
9	4401556503 Heritage Green Community Sports Park Implementation	1,445	1,012	-	-	520	52	-	-	4,800	480	-	-	6,765	1,544	2015	2024
City Wide	4401556504 Trails Master Plan Programming	590	210	-	-	105	15	1,650	248	455	69	8,011	1,199	38,701	4,529	2015	2031
5	4401556511 Nash Orchard Park	19	19	-	-	793	79	-	-	-	-	-	-	812	98	2015	2022
2	4401656002 Gore Master Plan (Open Space Development Blk)	1,052	179	-	-	2,000	2,000	-	-	-	-	-	-	3,052	2,179	2016	2022
6, 7, 8, 9	4401756703 Mountain Brow Path	891	339	-	-	690	104	80	12	665	99	900	132	7,866	1,776	2017	2031
City Wide	4401856601 Legislated Monitoring	148	148	-	-	-	-	37	37	-	-	37	37	370	370	2018	2037
9	4401856804 Highbury Meadows North Park (Proposed)	80	8	-	-	623	62	-	-	-	-	-	-	703	70	2018	2022
6	4401856819 Albion Falls - Waterfalls Viewing	362	362	-	-	1,900	835	-	-	-	-	-	-	2,262	1,197	2018	2022
12	4401956912 Meadowlands Community Park	541	270	-	-	-	-	120	66	-	-	-	-	661	336	2019	2023
1	4401956922 Alexander Park Skate Park	532	414	-	-	2,109	1,160	-	-	-	-	1,200	660	3,841	2,234	2019	2022
15	4401956932 HRTMP Initiative 15-12 Mountain Brow Road Link	43	2	-	-	327	32	-	-	-	-	-	-	370	34	2019	2022
14	4401956934 Chedoke Falls Viewing Implementation	772	380	-	-	495	272	2,926	1,609	287	158	2,896	1,592	7,376	4,011	2019	2026
6	4402056003 Mohawk Sports Park Masterplan	90	90	-	-	-	-	560	560	-	-	-	-	650	650	2020	2023
13	4402056011 Valley Community Centre Park-Pleasant Valley neighbourhood	80	80	-	-	1,377	1,377	-	-	-	-	-	-	1,457	1,457	2020	2022
3	4402256102 Stadium Precinct Community Park	-	-	-	-	12,018	7,367	-	-	-	-	-	-	12,018	7,367	2022	2022
2	4402256105 Eastwood Park Redevelopment	-	-	-	-	800	800	-	-	-	-	-	-	800	800	2022	2022
6	4402256108 Broughton Park Upgrades	-	-	-	-	100	55	700	385	-	-	-	-	800	440	2022	2023
4	4402256112 Rennie Street Works Yard - Proposed Park	-	-	-	-	500	50	-	-	-	-	-	-	500	50	2021	2022
4	4402256201 Leaside Park Redevelopment	-	-	-	-	420	-	-	-	-	-	-	-	420	-	2022	2022
8	4402256203 Gourley Park Spray Pad Redevelopment	-	-	-	-	70	70	530	530	-	-	-	-	600	600	2022	2023
8	4402256204 William Connell Phase 3	-	-	-	-	1,200	120	-	-	-	-	1,200	120	2,400	240	2022	2025
10	4402356115 Lewis Road Park (Winona)	-	-	-	-	-	-	100	10	600	60	-	-	700	70	2023	2024
9	4402356209 Brooks @ Rymal Park (Proposed) - Summit Ph 10 Development	-	-	-	-	-	-	882	88	-	-	-	-	882	88	2027	2027
14	4402356210 Shawinigan Park Spray Pad Redevelopment	-	-	-	-	-	-	70	70	535	535	-	-	605	605	2023	2024
11	4402356309 Fletcher Road Parkette (Proposed)	-	-	-	-	-	-	191	19	-	-	-	-	191	19	2023	2023
10	4402356501 Fruitland/Winona Community Parkland	-	-	-	-	-	-	3,800	-	-	-	1,237	124	5,037	124	2023	2025
15	4402456103 Clear Skies Proposed Park - Sadielou Blvd	-	-	-	-	-	-	-	-	95	10	775	77	870	87	2024	2025
6	4402456205 Open Space Replacement Strategy - Acquisitions	-	-	-	-	-	-	-	-	648	-	300	-	948	-	2024	2025
15	4402456207 Parkside Hills	-	-	-	-	-	-	-	-	766	77	-	-	766	77	2024	2024
15	4402456211 Waterdown South Neighbourhood Park 3 (East Side) - Smoky Hollow	-	-	-	-	-	-	-	-	676	68	-	-	676	68	2024	2024
9	4402456302 The Crossings Park (Proposed)	-	-	-	-	-	-	-	-	888	89	-	-	888	89	2024	2024

City of Hamilton
2021 - 2030 Capital Budget
Ten Year Included, Not Included, Future Project Summary (000's)

Ward	Project	Pre 2021		2021		2022		2023		2024		2025 to 2030		Total Project		Start Year	End Year
		Gross	Net	Gross	Net	Gross	Net	Gross	Net	Gross	Net	Gross	Net	Gross	Net		
3	4402456401 Powell Park	-	-	-	-	-	-	-	-	420	420	2,000	2,000	2,420	2,420	2024	2026
2	4402556118 Pier 4 Tugboat Play Structure Replacement	-	-	-	-	-	-	-	-	-	-	400	400	400	400	2025	2025
7	4402556208 Eastmount Park Spray Pad Redevelopment	-	-	-	-	-	-	-	-	-	-	625	625	625	625	2025	2026
10	4402556517 Hunter Estates Park Sun Shelter	-	-	-	-	-	-	-	-	-	-	80	80	80	80	2025	2025
11	4402756301 Elfrida Secondary Plan Parks	-	-	-	-	-	-	-	-	-	-	700	70	3,750	370	2027	2031
7	4402756702 Tennis Court Improvements	-	-	-	-	-	-	-	-	-	-	200	200	200	200	2027	2027
7	4402756703 Billy Sherring	-	-	-	-	-	-	-	-	-	-	2,735	2,735	2,735	2,735	2027	2027
1	4402856803 Strathcona Pedestrian Bridge	-	-	-	-	-	-	-	-	-	-	8,854	8,854	8,854	8,854	2028	2029
7	4403456401 Miles Estates Park (25T-95002)	-	-	-	-	-	-	-	-	-	-	-	-	500	50	2034	2034
Total:		10,138	5,603	-	-	27,394	15,643	12,952	3,830	10,985	2,215	34,026	20,781	131,723	52,448		
Total: Open Space Development		29,851	11,724	13,863	3,590	35,117	18,876	24,826	13,233	24,003	3,359	47,585	26,554	236,337	85,498		
Total: All Departments		29,851	11,724	13,863	3,590	35,117	18,876	24,826	13,233	24,003	3,359	47,585	26,554	236,337	85,498		

CITY OF HAMILTON
2021-2045 CAPITAL BUDGET PROJECT DETAIL SHEET

Division/Department: Open Space Development - Public Works Tax Funded **Project ID:** 4401056060
Project Name: Open Space Replacement Strategy-East Mtn Trail Loop

Category: Path/Trail Development
Ward(s): 6, 9

Objective:
 Master Plan Implementation – New Trail Linkage - Hamilton Recreational Trails Master Plan (2007) & Council approved plan from report PW-04051 and PW04051a.
 Future phases to complete loop south of Highland Road.
 2021-2022 work to complete link from Upper Red Hill to Prichard Road. Includes work related to Albion Falls and surrounding trails.

Start Date: 2010
Completion Date: 2022
Status: Block
Tangible Capital Asset: Yes
Capital Budget Initiation: 2009
Program Type: Park

Expenses (000's)	Total	Pre 2021	2021	2022	2023	2024	2025	2026	2027	2028	2029	2030	2031-45
Construction	1,758	1,177	335	246									
Consultant	35	35											
Design	176	176											
Internal Resources/Staffing	212	148	37	27									
Total: Expenses	2,181	1,536	372	273									

Revenues (000's)	Total	Pre 2021	2021	2022	2023	2024	2025	2026	2027	2028	2029	2030	2031-45
Dev Charges - Non-Res-TCA	9	7	1	1									
Dev Charges - Res-TCA	109	81	16	12									
From Reserves	263	263											
From WIP Transfers	274	274											
Total: Revenues	655	625	17	13									

Net Cost	1,526	911	355	260	0	0	0	0	0	0	0	0	0
-----------------	--------------	------------	------------	------------	----------	----------	----------	----------	----------	----------	----------	----------	----------

Financing Sources (000's)	Total	Pre 2021	2021	2022	2023	2024	2025	2026	2027	2028	2029	2030	2031-45
From Operating Fund	940	585	355										
Total: Financing Sources	940	585	355										

Funding Required	586	326	0	260	0	0	0	0	0	0	0	0	0
-------------------------	------------	------------	----------	------------	----------	----------	----------	----------	----------	----------	----------	----------	----------

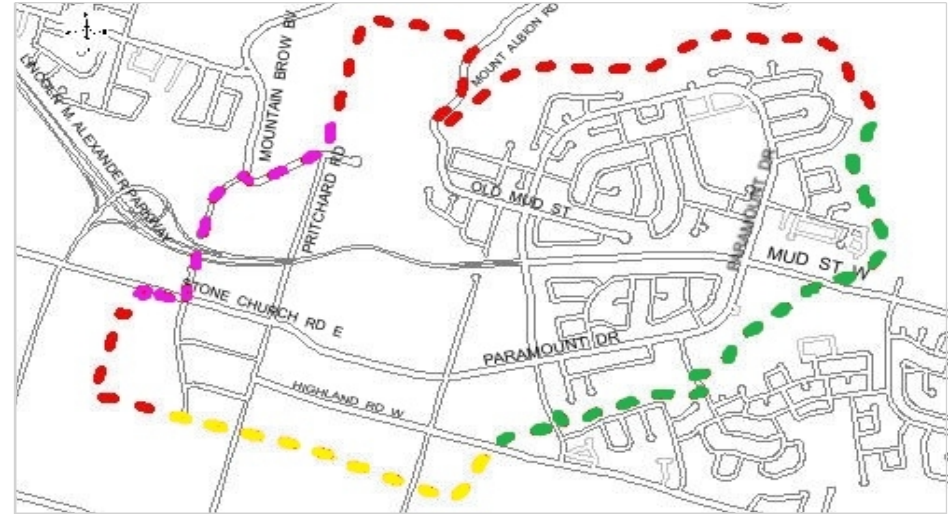
**CITY OF HAMILTON
2021-2045 CAPITAL BUDGET PROJECT DETAIL SHEET**

Division/Department: Open Space Development - Public Works Tax Funded **Project ID:** 4401056060
Project Name: Open Space Replacement Strategy-East Mtn Trail Loop

Category: Path/Trail Development
Ward(s): 6, 9

Operating Budget Impact:	2021	2022	2023 Onward
Costs(Savings) (000's)		16.0	
Staffing Impacts (F.T.E)			

Project Rating Attributes	Weight	Rating	Weighted Rank
Contractual/Legislated Obligations	46.00	0-0	3.68
Health and Safety	16.00	0-0	
Operating Budget/Financial Impact	9.00	0-0	0.36
Strategic Direction (Dominant Project Theme)	29.00	0-1	0.29
Total			4.33



CITY OF HAMILTON
2021-2045 CAPITAL BUDGET PROJECT DETAIL SHEET

Division/Department: Open Space Development - Public Works Tax Funded **Project ID:** 4401256520

Category: Park Re-Development

Project Name: Gage Park Redevelopment

Ward(s): 3

Objective:
 Master Plan Implementation - Gage Park Master Plan (2010) March 31, 2010, PW Report 10-004, item 8.
 Hard surfacing of existing walkways and entrance features.
 Future work to complete master plan including skating loop; pending feasibility assessment.

Start Date: 2012
Completion Date: 2025
Status: Block
Tangible Capital Asset: Yes
Capital Budget Initiation: 2011
Program Type: Park Building

Expenses (000's)	Total	Pre 2021	2021	2022	2023	2024	2025	2026	2027	2028	2029	2030	2031-45
Construction	5,960	2,620		800	790		1,750						
Design	418	203	155		60								
Internal Resources/Staffing	465	365		100									
Total: Expenses	6,843	3,188	155	900	850		1,750						

Revenues (000's)	Total	Pre 2021	2021	2022	2023	2024	2025	2026	2027	2028	2029	2030	2031-45
Dev Charges - Non-Res-TCA	39						39						
Dev Charges - Res-TCA	748						748						
From WIP Transfers	200	200											
Total: Revenues	987	200					787						

Net Cost	5,856	2,988	155	900	850	0	963	0	0	0	0	0	0
-----------------	--------------	--------------	------------	------------	------------	----------	------------	----------	----------	----------	----------	----------	----------

Financing Sources (000's)	Total	Pre 2021	2021	2022	2023	2024	2025	2026	2027	2028	2029	2030	2031-45
Debt Borrowings	900	900											
Federal Gas Tax	155		155										
From Operating Fund	1,388	1,388											
Total: Financing Sources	2,443	2,288	155										

Funding Required	3,413	700	0	900	850	0	963	0	0	0	0	0	0
-------------------------	--------------	------------	----------	------------	------------	----------	------------	----------	----------	----------	----------	----------	----------

**CITY OF HAMILTON
2021-2045 CAPITAL BUDGET PROJECT DETAIL SHEET**

Division/Department: Open Space Development - Public Works Tax Funded

Project ID: 4401256520

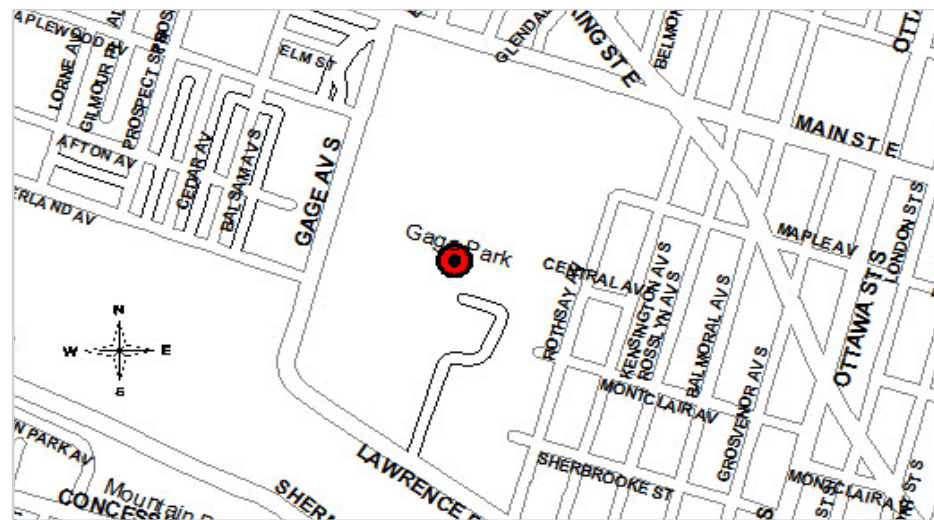
Category: Park Re-Development

Project Name: Gage Park Redevelopment

Ward(s): 3

Operating Budget Impact:	2021	2022	2023 Onward
Costs(Savings) (000's)		48.0	48.0
Staffing Impacts (F.T.E)			

Project Rating Attributes	Weight	Rating	Weighted Rank
Contractual/Legislated Obligations	46.00	0-0	0.46
Health and Safety	16.00	0-0	
Operating Budget/Financial Impact	9.00	0-0	0.36
Strategic Direction (Dominant Project Theme)	29.00	0-1	0.29
Total			1.11



CITY OF HAMILTON
2021-2045 CAPITAL BUDGET PROJECT DETAIL SHEET

Division/Department: Open Space Development - Public Works Tax Funded **Project ID:** 4401356801

Category: Park Re-Development

Project Name: Confederation Park Redevelopment

Ward(s): 5

Objective:

Public realm capital improvements identified within the Confederation Park Master Plan implementation (Report PW11005a /CS11004a). Redevelopment of the former campground land includes: waterfront trail extension, sports park development (cricket, soccer, parking, washroom bldg), design and construction of new signage, new Centennial Parkway & parking lots, play areas, public square in Central Village, Redevelopment of Little Squirt Works and adjacent areas, woodland and marsh area restoration, boardwalk links to beach and trail upgrades. 2021 includes phase 2/3 landscape in coordination with Facilities budget secured in 2020. 2023 includes trail upgrades, woodland restoration, signage and design of go kart naturalization. 2024 includes go kart naturalization construction, lighting, park corridor upgrades and marsh restoration part 1. 2025 includes construction of boardwalk to beach. Future budget is to complete the rest of the master plan.

Start Date: 2013

Completion Date: 2042

Status: Block

Tangible Capital Asset: Yes

Capital Budget Initiation: 2013

Program Type: Park

Expenses (000's)	Total	Pre 2021	2021	2022	2023	2024	2025	2026	2027	2028	2029	2030	2031-45
Construction	39,614	9,584	5,300		1,295	2,935	608						19,892
Design	3,980	824	610		60								2,486
Internal Resources/Staffing	4,852	1,154	650		145	350	67						2,486
Total: Expenses	48,446	11,562	6,560		1,500	3,285	675						24,864

Revenues (000's)	Total	Pre 2021	2021	2022	2023	2024	2025	2026	2027	2028	2029	2030	2031-45
Dev Charges - Non Res DEBT	1,586	33	266		55	148	30						1,054
Dev Charges - Non-Res-TCA	73	73											
Dev Charges - Res DEBT	30,148	642	5,047		1,049	2,808	578						20,024
Dev Charges - Res-TCA	1,379	1,379											
From Program Reserves	2,127	2,127											
From Reserves	3,000	3,000											
From WIP Transfers	3,200	3,200											
Total: Revenues	41,513	10,454	5,313		1,104	2,956	608						21,078

Net Cost	6,933	1,108	1,247	0	396	329	67	0	0	0	0	0	3,786
-----------------	--------------	--------------	--------------	----------	------------	------------	-----------	----------	----------	----------	----------	----------	--------------

Financing Sources (000's)	Total	Pre 2021	2021	2022	2023	2024	2025	2026	2027	2028	2029	2030	2031-45
Debt Borrowings	887	887											
From Operating Fund	1,468	221	1,247										
Total: Financing Sources	2,355	1,108	1,247										

Funding Required	4,578	0	0	0	396	329	67	0	0	0	0	0	3,786
-------------------------	--------------	----------	----------	----------	------------	------------	-----------	----------	----------	----------	----------	----------	--------------

**CITY OF HAMILTON
2021-2045 CAPITAL BUDGET PROJECT DETAIL SHEET**

Division/Department: Open Space Development - Public Works Tax Funded

Project ID: 4401356801

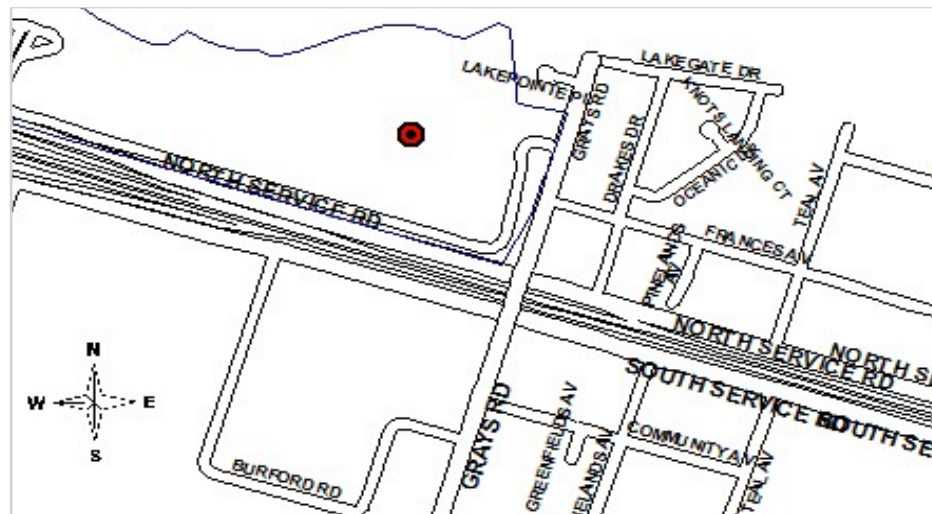
Category: Park Re-Development

Project Name: Confederation Park Redevelopment

Ward(s): 5

Operating Budget Impact:	2021	2022	2023 Onward
Costs(Savings) (000's)	271.1		75.0
Staffing Impacts (F.T.E)	1.33		

Project Rating Attributes	Weight	Rating	Weighted Rank
Contractual/Legislated Obligations	46.00	0-0	4.60
Health and Safety	16.00	0-0	0.32
Operating Budget/Financial Impact	9.00	0-0	
Strategic Direction (Dominant Project Theme)	29.00	0-1	0.29
Total			5.21



CITY OF HAMILTON
2021-2045 CAPITAL BUDGET PROJECT DETAIL SHEET

Division/Department: Open Space Development - Public Works Tax Funded **Project ID:** 4401656603

Category: Park Re-Development

Project Name: Sam Lawrence Park

Ward(s): 7, 8

Objective:

Lifecycle replacement of park amenities (such as stairs) due to public safety. Other park improvements as identified by engineering study.
 Future construction to be determined through Masterplan, funded by Report PW18056 and per PW 18056(a)
 2021 Design of initiative 5.2
 2022 Construction of initiative 5.2
 Future years construction per master plan priorities

Start Date: 2016

Completion Date: 2045

Status: In-Year Approval

Tangible Capital Asset: No

Capital Budget Initiation: 2016

Program Type: Park

Expenses (000's)	Total	Pre 2021	2021	2022	2023	2024	2025	2026	2027	2028	2029	2030	2031-45
Construction	10,170			1,483	1,333	5,246	267	319	76	1,052	394		
Consultant	378	378											
Design	1,942	25	220		767	62	48	13	145	62	600		
Internal Resources/Staffing	2,556	17	31	218	463	1,169	70	74	49	246	219		
Total: Expenses	15,046	420	251	1,701	2,563	6,477	385	406	270	1,360	1,213		

Revenues (000's)	Total	Pre 2021	2021	2022	2023	2024	2025	2026	2027	2028	2029	2030	2031-45
Dev Charges - Non-Res-TCA	291					291							
Dev Charges - Res-TCA	5,538					5,538							
From Reserves	1,952		251	1,701									
Total: Revenues	7,781		251	1,701		5,829							

Net Cost	7,265	420	0	0	2,563	648	385	406	270	1,360	1,213	0	0
-----------------	--------------	------------	----------	----------	--------------	------------	------------	------------	------------	--------------	--------------	----------	----------

Financing Sources (000's)	Total	Pre 2021	2021	2022	2023	2024	2025	2026	2027	2028	2029	2030	2031-45
Area Rating	250	250											
From Operating Fund	170	170											
Total: Financing Sources	420	420											

Funding Required	6,845	0	0	0	2,563	648	385	406	270	1,360	1,213	0	0
-------------------------	--------------	----------	----------	----------	--------------	------------	------------	------------	------------	--------------	--------------	----------	----------

**CITY OF HAMILTON
2021-2045 CAPITAL BUDGET PROJECT DETAIL SHEET**

Division/Department: Open Space Development - Public Works Tax Funded
Project Name: Sam Lawrence Park

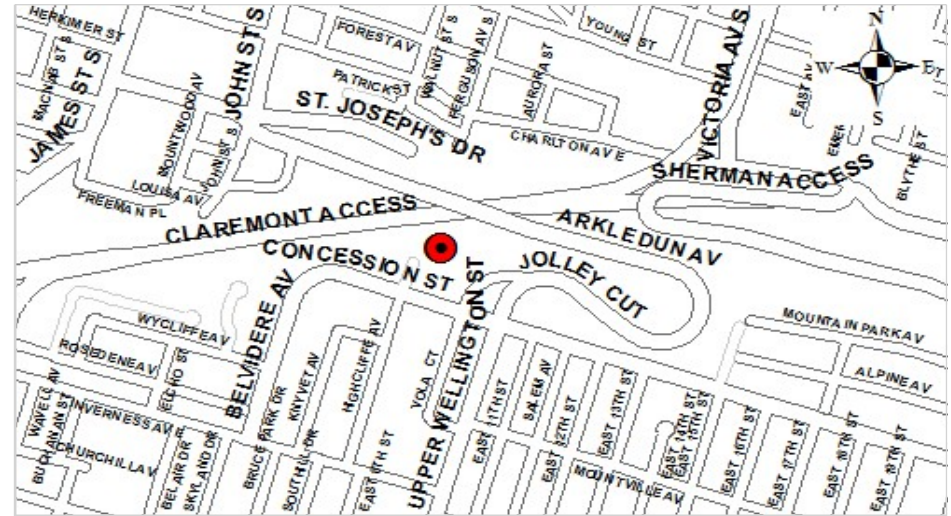
Project ID: 4401656603

Category: Park Re-Development

Ward(s): 7, 8

Operating Budget Impact:	2021	2022	2023 Onward
Costs(Savings) (000's)		50.0	
Staffing Impacts (F.T.E)			

Project Rating Attributes	Weight	Rating	Weighted Rank
Contractual/Legislated Obligations	46.00	0-0	2.76
Health and Safety	16.00	0-0	1.28
Operating Budget/Financial Impact	9.00	0-0	0.72
Strategic Direction (Dominant Project Theme)	29.00	0-1	0.29
Total			5.05



CITY OF HAMILTON
2021-2045 CAPITAL BUDGET PROJECT DETAIL SHEET

Division/Department: Open Space Development - Public Works Tax Funded **Project ID:** 4401858800
Project Name: Skatepark Facility - Recreation study implementation

Category: Park Development
Ward(s): City Wide

Objective:
 Per 2016 skateboard facility study by Recreation.
 Locations: Upper Stoney Creek, Ancaster, Winona, Lower Stoney Creek
 2021 funds for addition of sun shelter and parking lot connection at Valley Park
 2026 location TBD.

Start Date: 2018
Completion Date: 2030
Status: Block
Tangible Capital Asset: No
Capital Budget Initiation: 2017
Program Type: Parks Equipment

Expenses (000's)	Total	Pre 2021	2021	2022	2023	2024	2025	2026	2027	2028	2029	2030	2031-45
Construction	6,040	1,537	200					75	1,080			3,148	
Consultant	1,338	242						15	180			901	
Design	1,006	15							540			451	
Internal Resources/Staffing	946	196	40					10	200			500	
Total: Expenses	9,330	1,990	240					100	2,000			5,000	

Revenues (000's)	Total	Pre 2021	2021	2022	2023	2024	2025	2026	2027	2028	2029	2030	2031-45
Dev Charges - Non-Res-TCA	411	80	11					5	90			225	
Dev Charges - Res-TCA	7,783	1,507	205					86	1,710			4,275	
From Program Reserves	100	100											
From WIP Transfers	176	176											
Total: Revenues	8,470	1,863	216					91	1,800			4,500	

Net Cost	860	127	24	0	0	0	0	9	200	0	0	500	0
-----------------	------------	------------	-----------	----------	----------	----------	----------	----------	------------	----------	----------	------------	----------

Financing Sources (000's)	Total	Pre 2021	2021	2022	2023	2024	2025	2026	2027	2028	2029	2030	2031-45
From Operating Fund	151	127	24										
Total: Financing Sources	151	127	24										

Funding Required	709	0	0	0	0	0	0	9	200	0	0	500	0
-------------------------	------------	----------	----------	----------	----------	----------	----------	----------	------------	----------	----------	------------	----------

**CITY OF HAMILTON
2021-2045 CAPITAL BUDGET PROJECT DETAIL SHEET**

Division/Department: Open Space Development - Public Works Tax Funded **Project ID:** 4401858800
Project Name: Skatepark Facility - Recreation study implementation

Category: Park Development
Ward(s): City Wide

Operating Budget Impact:	2021	2022	2023 Onward
Costs(Savings) (000's)	11.0		
Staffing Impacts (F.T.E)			

Project Rating Attributes	Weight	Rating	Weighted Rank
Contractual/Legislated Obligations	46.00	0-0	1.84
Health and Safety	16.00	0-0	0.32
Operating Budget/Financial Impact	9.00	0-0	
Strategic Direction (Dominant Project Theme)	29.00	0-1	0.29
Total			2.45

**CITY OF HAMILTON
2021-2045 CAPITAL BUDGET PROJECT DETAIL SHEET**

Division/Department: Open Space Development - Public Works Tax Funded **Project ID:** 4401956904
Project Name: Andrew Warburton Memorial Park

Category: Park Re-Development
Ward(s): 4

Objective:
 Level of Service - 7e Site or Community is currently deficient in features and amenities and is in need of development to improve the level of service. The program is a community priority as identified by Ward Councillor, and included in Pipeline Trail master-plan. Park Redevelopment to include life-cycle Replacement of spray pad and wading pool.

Start Date: 2019
Completion Date: 2022
Status: Block
Tangible Capital Asset: No
Capital Budget Initiation: 2016
Program Type: Park

Expenses (000's)	Total	Pre 2021	2021	2022	2023	2024	2025	2026	2027	2028	2029	2030	2031-45
Construction	2,160		1,260	900									
Design	135	135											
Internal Resources/Staffing	255	15	140	100									
Total: Expenses	2,550	150	1,400	1,000									

Revenues (000's)	Total	Pre 2021	2021	2022	2023	2024	2025	2026	2027	2028	2029	2030	2031-45
From Reserves	1,200		1,200										
Total: Revenues	1,200		1,200										

Net Cost	1,350	150	200	1,000	0	0	0	0	0	0	0	0	0
-----------------	--------------	------------	------------	--------------	----------	----------	----------	----------	----------	----------	----------	----------	----------

Financing Sources (000's)	Total	Pre 2021	2021	2022	2023	2024	2025	2026	2027	2028	2029	2030	2031-45
From Operating Fund	350	150	200										
Total: Financing Sources	350	150	200										

Funding Required	1,000	0	0	1,000	0	0	0	0	0	0	0	0	0
-------------------------	--------------	----------	----------	--------------	----------	----------	----------	----------	----------	----------	----------	----------	----------

**CITY OF HAMILTON
2021-2045 CAPITAL BUDGET PROJECT DETAIL SHEET**

Division/Department: Open Space Development - Public Works Tax Funded
Project Name: Andrew Warburton Memorial Park

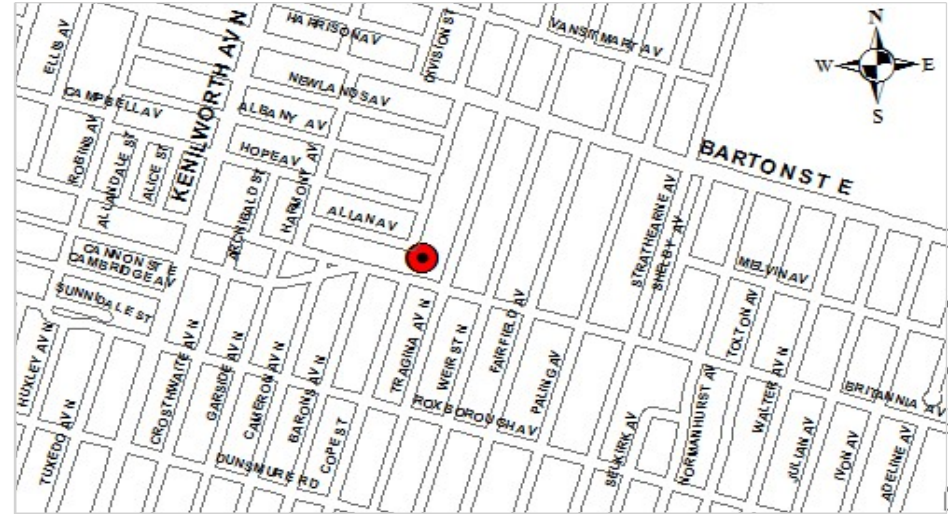
Project ID: 4401956904

Category: Park Re-Development

Ward(s): 4

Operating Budget Impact:	2021	2022	2023 Onward
Costs(Savings) (000's)			
Staffing Impacts (F.T.E)			

Project Rating Attributes	Weight	Rating	Weighted Rank
Contractual/Legislated Obligations	46.00	0-0	
Health and Safety	16.00	0-0	0.32
Operating Budget/Financial Impact	9.00	0-0	0.72
Strategic Direction (Dominant Project Theme)	29.00	0-1	0.29
Total			1.33



**CITY OF HAMILTON
2021-2045 CAPITAL BUDGET PROJECT DETAIL SHEET**

Division/Department: Open Space Development - Public Works Tax Funded **Project ID:** 4401956906

Category: Park Re-Development

Project Name: Gatesbury Park

Ward(s): 15

Objective:
Master Plan Implementation: Outdoor Recreation Facilities & Sportsfield Provisions Plan (2011). Walkway improvements for accessibility throughout the park.

Start Date: 2019
Completion Date: 2021
Status: Block
Tangible Capital Asset: No
Capital Budget Initiation: 2014
Program Type: Park

Expenses (000's)	Total	Pre 2021	2021	2022	2023	2024	2025	2026	2027	2028	2029	2030	2031-45
Construction	510		510										
Consultant	42	42											
Design	83	38	45										
Internal Resources/Staffing	29	9	20										
Total: Expenses	664	89	575										

Revenues (000's)	Total	Pre 2021	2021	2022	2023	2024	2025	2026	2027	2028	2029	2030	2031-45
From Reserves	80		80										
Total: Revenues	80		80										

Net Cost	584	89	495	0	0	0	0	0	0	0	0	0	0
-----------------	------------	-----------	------------	----------	----------	----------	----------	----------	----------	----------	----------	----------	----------

Financing Sources (000's)	Total	Pre 2021	2021	2022	2023	2024	2025	2026	2027	2028	2029	2030	2031-45
Federal Gas Tax	495		495										
From Operating Fund	89	89											
Total: Financing Sources	584	89	495										

Funding Required	0	0	0	0	0	0	0	0	0	0	0	0	0
-------------------------	----------	----------	----------	----------	----------	----------	----------	----------	----------	----------	----------	----------	----------

**CITY OF HAMILTON
2021-2045 CAPITAL BUDGET PROJECT DETAIL SHEET**

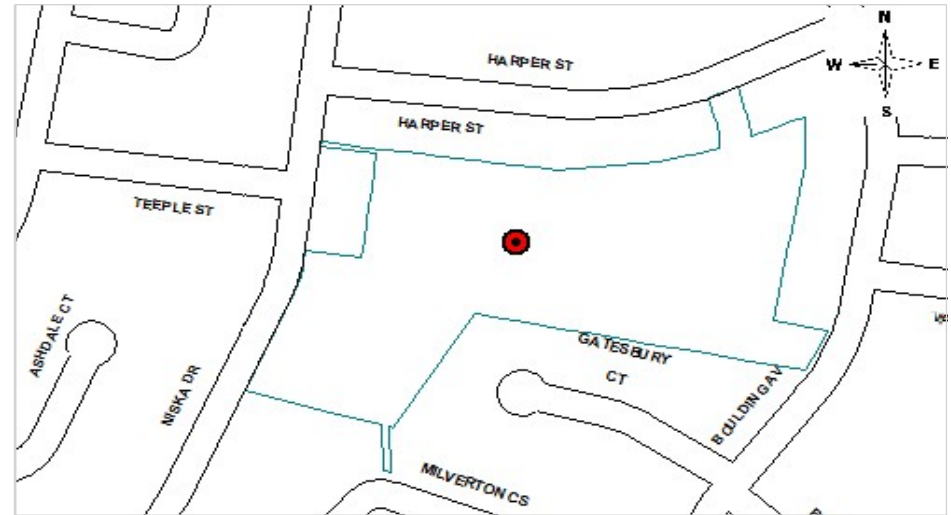
Division/Department: Open Space Development - Public Works Tax Funded
Project Name: Gatesbury Park

Project ID: 4401956906

Category: Park Re-Development
Ward(s): 15

Operating Budget Impact:	2021	2022	2023 Onward
Costs(Savings) (000's)	5.0		
Staffing Impacts (F.T.E)			

Project Rating Attributes	Weight	Rating	Weighted Rank
Contractual/Legislated Obligations	46.00	0-0	
Health and Safety	16.00	0-0	
Operating Budget/Financial Impact	9.00	0-0	
Strategic Direction (Dominant Project Theme)	29.00	0-1	0.29
Total			0.29



**CITY OF HAMILTON
2021-2045 CAPITAL BUDGET PROJECT DETAIL SHEET**

Division/Department: Open Space Development - Public Works Tax Funded **Project ID:** 4401956929
Project Name: HRTMP Initiative 7-1 - Limeridge Mall Hydro Corridor Trail

Category: Path/Trail Development
Ward(s): 7

Objective:
 Trails Masterplan Initiative Implementation. Trail on hydro corridor, 2.5 km. License agreements with Hydro One required.

Start Date: 2019
Completion Date: 2022
Status: Block
Tangible Capital Asset: No
Capital Budget Initiation: 2019
Program Type: Path/Trail

Expenses (000's)	Total	Pre 2021	2021	2022	2023	2024	2025	2026	2027	2028	2029	2030	2031-45
Construction	1,066		500	566									
Consultant	106	106											
Design	101	18	83										
Internal Resources/Staffing	268	14	129	125									
Total: Expenses	1,541	138	712	691									

Revenues (000's)	Total	Pre 2021	2021	2022	2023	2024	2025	2026	2027	2028	2029	2030	2031-45
Dev Charges - Non-Res-TCA	662	65	303	294									
Dev Charges - Res-TCA	663	66	303	294									
Total: Revenues	1,325	131	606	588									

Net Cost	216	7	106	103	0	0	0	0	0	0	0	0	0
-----------------	------------	----------	------------	------------	----------	----------	----------	----------	----------	----------	----------	----------	----------

Financing Sources (000's)	Total	Pre 2021	2021	2022	2023	2024	2025	2026	2027	2028	2029	2030	2031-45
From Operating Fund	113	7	106										
Total: Financing Sources	113	7	106										

Funding Required	103	0	0	103	0	0	0	0	0	0	0	0	0
-------------------------	------------	----------	----------	------------	----------	----------	----------	----------	----------	----------	----------	----------	----------

Operating Budget Impact:	2021	2022	2023 Onward
Costs(Savings) (000's)	35.0	33.0	
Staffing Impacts (F.T.E)		.2	

Project Rating Attributes	Weight	Rating	Weighted Rank
Contractual/Legislated Obligations	46.00	0-0	
Health and Safety	16.00	0-0	0.32
Operating Budget/Financial Impact	9.00	0-0	
Strategic Direction (Dominant Project Theme)	29.00	0-1	0.29
Total			0.61

**CITY OF HAMILTON
2021-2045 CAPITAL BUDGET PROJECT DETAIL SHEET**

Division/Department: Open Space Development - Public Works Tax Funded **Project ID:** 4402056008 **Category:** Park Re-Development
Project Name: Southam Park Master Plan **Ward(s):** 8

Objective:
 Life cycle replacement and connection through Mountain Brow Path implementation. Trail development and repair of heritage feature.

Start Date: 2020
Completion Date: 2023
Status: Block
Tangible Capital Asset: No
Capital Budget Initiation: 2018
Program Type: Park

Expenses (000's)	Total	Pre 2021	2021	2022	2023	2024	2025	2026	2027	2028	2029	2030	2031-45
Construction	952				952								
Design	135	81	54										
Internal Resources/Staffing	121	9	6		106								
Total: Expenses	1,208	90	60		1,058								

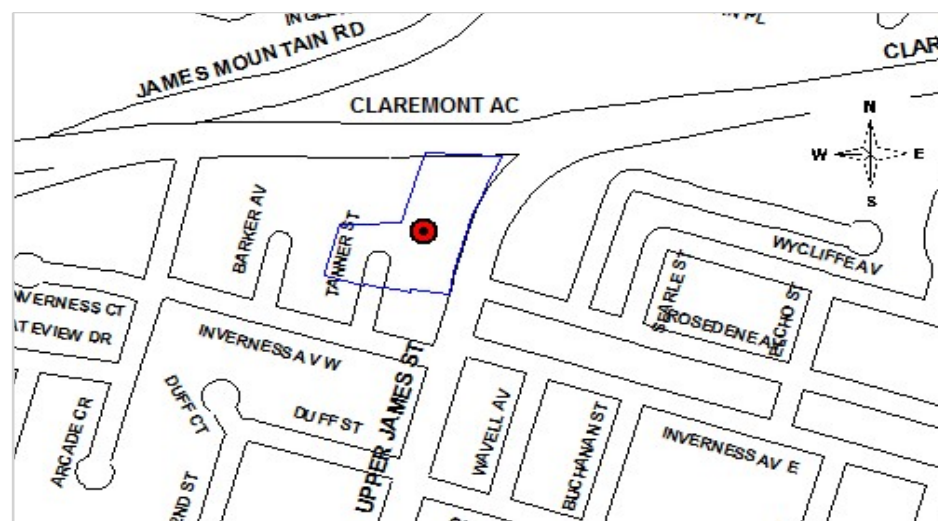
Net Cost	1,208	90	60	0	1,058	0	0	0	0	0	0	0	0
-----------------	--------------	-----------	-----------	----------	--------------	----------	----------	----------	----------	----------	----------	----------	----------

Financing Sources (000's)	Total	Pre 2021	2021	2022	2023	2024	2025	2026	2027	2028	2029	2030	2031-45
From Operating Fund	150	90	60										
Total: Financing Sources	150	90	60										

Funding Required	1,058	0	0	0	1,058	0	0	0	0	0	0	0	0
-------------------------	--------------	----------	----------	----------	--------------	----------	----------	----------	----------	----------	----------	----------	----------

Operating Budget Impact:	2021	2022	2023 Onward
Costs(Savings) (000's)			15.0
Staffing Impacts (F.T.E)			

Project Rating Attributes	Weight	Rating	Weighted Rank
Contractual/Legislated Obligations	46.00	0-0	
Health and Safety	16.00	0-0	0.32
Operating Budget/Financial Impact	9.00	0-0	0.36
Strategic Direction (Dominant Project Theme)	29.00	0-1	0.29
Total			0.97



CITY OF HAMILTON
2021-2045 CAPITAL BUDGET PROJECT DETAIL SHEET

Division/Department: Open Space Development - Public Works Tax Funded **Project ID:** 4402056918

Category: Park Re-Development

Project Name: Beasley Park Rehabilitation Phase 2 - Kelly Street Pedestrianization

Ward(s): 2

Objective:
 Corporate Strategic direction No. 7
 Healthy Community. Kelly St. pedestrianization is identified as part of the Master Plan
 Redevelopment of balance of Beasley Park (Phase 2). This is to replace capital deferral.

Start Date: 2020
Completion Date: 2021
Status: Block
Tangible Capital Asset: No
Capital Budget Initiation: 2018
Program Type: Park

Expenses (000's)	Total	Pre 2021	2021	2022	2023	2024	2025	2026	2027	2028	2029	2030	2031-45
Construction	1,585	495	190		900								
Consultant	182				182								
Internal Resources/Staffing	165	55	20		90								
Total: Expenses	1,932	550	210		1,172								

Revenues (000's)	Total	Pre 2021	2021	2022	2023	2024	2025	2026	2027	2028	2029	2030	2031-45
From WIP Transfers	319	319											
Total: Revenues	319	319											

Net Cost	1,613	231	210	0	1,172	0	0	0	0	0	0	0	0
-----------------	--------------	------------	------------	----------	--------------	----------	----------	----------	----------	----------	----------	----------	----------

Financing Sources (000's)	Total	Pre 2021	2021	2022	2023	2024	2025	2026	2027	2028	2029	2030	2031-45
Federal Gas Tax	210		210										
From Operating Fund	231	231											
Total: Financing Sources	441	231	210										

Funding Required	1,172	0	0	0	1,172	0	0	0	0	0	0	0	0
-------------------------	--------------	----------	----------	----------	--------------	----------	----------	----------	----------	----------	----------	----------	----------

**CITY OF HAMILTON
2021-2045 CAPITAL BUDGET PROJECT DETAIL SHEET**

Division/Department: Open Space Development - Public Works Tax Funded **Project ID:** 4402056918
Project Name: Beasley Park Rehabilitation Phase 2 - Kelly Street Pedestrianization

Category: Park Re-Development
Ward(s): 2

Operating Budget Impact:	2021	2022	2023 Onward
Costs(Savings) (000's)			
Staffing Impacts (F.T.E)			

Project Rating Attributes	Weight	Rating	Weighted Rank
Contractual/Legislated Obligations	46.00	0-0	
Health and Safety	16.00	0-0	0.48
Operating Budget/Financial Impact	9.00	0-0	0.36
Strategic Direction (Dominant Project Theme)	29.00	0-1	0.29
Total			1.13



CITY OF HAMILTON
2021-2045 CAPITAL BUDGET PROJECT DETAIL SHEET

Division/Department: Open Space Development - Public Works Tax Funded **Project ID:** 4402155600

Category: Environmental Assessment Projects

Project Name: Parks Testing and Reporting

Ward(s): City Wide

Objective:

To undertake environmental and materials testing and reporting at parks and opens space sites.

Start Date: 2021

Completion Date: Ongoing

Status: Block

Tangible Capital Asset: No

Capital Budget Initiation: 2016

Program Type: Park

Expenses (000's)	Total	Pre 2021	2021	2022	2023	2024	2025	2026	2027	2028	2029	2030	2031-45
Consultant	648		72	72	72	72	72	72	72	72	72		
Internal Resources/Staffing	72		8	8	8	8	8	8	8	8	8		
Total: Expenses	720		80	80	80	80	80	80	80	80	80		

Revenues (000's)	Total	Pre 2021	2021	2022	2023	2024	2025	2026	2027	2028	2029	2030	2031-45
From WIP Transfers	33		33										
Total: Revenues	33		33										

Net Cost	687	0	47	80	80	80	80	80	80	80	80	0	0
-----------------	------------	----------	-----------	-----------	-----------	-----------	-----------	-----------	-----------	-----------	-----------	----------	----------

Financing Sources (000's)	Total	Pre 2021	2021	2022	2023	2024	2025	2026	2027	2028	2029	2030	2031-45
From Operating Fund	47		47										
Total: Financing Sources	47		47										

Funding Required	640	0	0	80	80	80	80	80	80	80	80	0	0
-------------------------	------------	----------	----------	-----------	-----------	-----------	-----------	-----------	-----------	-----------	-----------	----------	----------

Operating Budget Impact:	2021	2022	2023 Onward
Costs(Savings) (000's)			
Staffing Impacts (F.T.E)			

Project Rating Attributes	Weight	Rating	Weighted Rank
Contractual/Legislated Obligations	46.00	0-0	2.76
Health and Safety	16.00	0-0	0.32
Operating Budget/Financial Impact	9.00	0-0	0.72
Strategic Direction (Dominant Project Theme)	29.00	0-1	0.29
Total			4.09

**CITY OF HAMILTON
2021-2045 CAPITAL BUDGET PROJECT DETAIL SHEET**

Division/Department: Open Space Development - Public Works Tax Funded **Project ID:** 4402156002
Project Name: Ryckman's Park Pathway

Category: Park Development
Ward(s): 8

Objective:
 Completion of pathway connection from existing park pathway to Aquasanta Blvd. and establishment of grass behind new homes.

Start Date: 2021
Completion Date: 2021
Status: Recommended (funded)
Tangible Capital Asset: Yes
Capital Budget Initiation: 2021
Program Type: Park

Expenses (000's)	Total	Pre 2021	2021	2022	2023	2024	2025	2026	2027	2028	2029	2030	2031-45
Construction	82		82										
Internal Resources/Staffing	20		20										
Total: Expenses	102		102										

Revenues (000's)	Total	Pre 2021	2021	2022	2023	2024	2025	2026	2027	2028	2029	2030	2031-45
From Reserves	102		102										
Total: Revenues	102		102										

Net Cost	0	0	0	0	0	0	0	0	0	0	0	0	0
-----------------	----------	----------	----------	----------	----------	----------	----------	----------	----------	----------	----------	----------	----------

Funding Required	0	0	0	0	0	0	0	0	0	0	0	0	0
-------------------------	----------	----------	----------	----------	----------	----------	----------	----------	----------	----------	----------	----------	----------

Operating Budget Impact:	2021	2022	2023 Onward
Costs(Savings) (000's)	2.0		
Staffing Impacts (F.T.E)			

Project Rating Attributes	Weight	Rating	Weighted Rank
Contractual/Legislated Obligations	46.00	0-0	
Health and Safety	16.00	0-0	
Operating Budget/Financial Impact	9.00	0-0	
Strategic Direction (Dominant Project Theme)	29.00	0-1	0.29
Total			0.29

**CITY OF HAMILTON
2021-2045 CAPITAL BUDGET PROJECT DETAIL SHEET**

Division/Department: Open Space Development - Public Works Tax Funded **Project ID:** 4402156006
Project Name: Rail Trail Improvements

Category: Path/Trail Development
Ward(s): City Wide

Objective:
 Study to identify areas of concern and proposed remediation strategy. Redevelopment and remediation works to be implemented as per priorities identified in study.

Start Date: 2021
Completion Date: 2023
Status: Block
Tangible Capital Asset: Yes
Capital Budget Initiation: 2020
Program Type: Path/Trail

Expenses (000's)	Total	Pre 2021	2021	2022	2023	2024	2025	2026	2027	2028	2029	2030	2031-45
Consultant	2,224		268		1,956								
Internal Resources/Staffing	247		30		217								
Total: Expenses	2,471		298		2,173								

Net Cost	2,471	0	298	0	2,173	0	0	0	0	0	0	0	0
-----------------	--------------	----------	------------	----------	--------------	----------	----------	----------	----------	----------	----------	----------	----------

Financing Sources (000's)	Total	Pre 2021	2021	2022	2023	2024	2025	2026	2027	2028	2029	2030	2031-45
From Operating Fund	298		298										
Total: Financing Sources	298		298										

Funding Required	2,173	0	0	0	2,173	0	0	0	0	0	0	0	0
-------------------------	--------------	----------	----------	----------	--------------	----------	----------	----------	----------	----------	----------	----------	----------

Operating Budget Impact:	2021	2022	2023 Onward
Costs(Savings) (000's)			
Staffing Impacts (F.T.E)			

Project Rating Attributes	Weight	Rating	Weighted Rank
Contractual/Legislated Obligations	46.00	0-0	
Health and Safety	16.00	0-0	0.96
Operating Budget/Financial Impact	9.00	0-0	0.72
Strategic Direction (Dominant Project Theme)	29.00	0-1	
Total			1.68

**CITY OF HAMILTON
2021-2045 CAPITAL BUDGET PROJECT DETAIL SHEET**

Division/Department: Open Space Development - Public Works Tax Funded **Project ID:** 4402156104
Project Name: Recreational Trails Master Plan study update

Category: Plans/Studies
Ward(s): City Wide

Objective:
 Update of the Recreational Trails Masterplan study. Motion approved at council per report 19-016, item 15, includes Mountain Bike study.

Start Date: 2021
Completion Date: 2021
Status: Block
Tangible Capital Asset: No
Capital Budget Initiation: 2020
Program Type: Path/Trail

Expenses (000's)	Total	Pre 2021	2021	2022	2023	2024	2025	2026	2027	2028	2029	2030	2031-45
Design	271		271										
Internal Resources/Staffing	29		29										
Total: Expenses	300		300										

Revenues (000's)	Total	Pre 2021	2021	2022	2023	2024	2025	2026	2027	2028	2029	2030	2031-45
Dev Charges - Non-Res-TCA	75		75										
Dev Charges - Res-TCA	128		128										
Total: Revenues	203		203										

Net Cost	97	0	97	0	0	0	0	0	0	0	0	0	0
-----------------	-----------	----------	-----------	----------	----------	----------	----------	----------	----------	----------	----------	----------	----------

Financing Sources (000's)	Total	Pre 2021	2021	2022	2023	2024	2025	2026	2027	2028	2029	2030	2031-45
From Operating Fund	97		97										
Total: Financing Sources	97		97										

Funding Required	0	0	0	0	0	0	0	0	0	0	0	0	0
-------------------------	----------	----------	----------	----------	----------	----------	----------	----------	----------	----------	----------	----------	----------

Operating Budget Impact:	2021	2022	2023 Onward
Costs(Savings) (000's)			
Staffing Impacts (F.T.E)			

Project Rating Attributes	Weight	Rating	Weighted Rank
Contractual/Legislated Obligations	46.00	0-0	
Health and Safety	16.00	0-0	
Operating Budget/Financial Impact	9.00	0-0	
Strategic Direction (Dominant Project Theme)	29.00	0-1	
Total			

CITY OF HAMILTON
2021-2045 CAPITAL BUDGET PROJECT DETAIL SHEET

Division/Department: Open Space Development - Public Works Tax Funded **Project ID:** 4402156111

Category: Park Development

Project Name: Lancaster Heights - Developer Build

Ward(s): 11

Objective:

Growth Development - Secondary Plan or Draft Plan of Subdivision (Mount Hope)
 New park development on Spitfire Drive, south of Airport Road West and west of Homestead Drive.
 1.64 hectare site, Park Classification type: Neighbourhood.
 Potential for Developer Build.

Start Date: 2021
Completion Date: 2021
Status: Block
Tangible Capital Asset: Yes
Capital Budget Initiation: 2019
Program Type: Park

Expenses (000's)	Total	Pre 2021	2021	2022	2023	2024	2025	2026	2027	2028	2029	2030	2031-45
Construction	568		568										
Consultant	20		20										
Design	20		20										
Internal Resources/Staffing	67		67										
Total: Expenses	675		675										

Revenues (000's)	Total	Pre 2021	2021	2022	2023	2024	2025	2026	2027	2028	2029	2030	2031-45
Dev Charges - Non-Res-TCA	25		25										
Dev Charges - Res-TCA	474		474										
From WIP Transfers	121		121										
Total: Revenues	620		620										

Net Cost	55	0	55	0	0	0	0	0	0	0	0	0	0
-----------------	-----------	----------	-----------	----------	----------	----------	----------	----------	----------	----------	----------	----------	----------

Financing Sources (000's)	Total	Pre 2021	2021	2022	2023	2024	2025	2026	2027	2028	2029	2030	2031-45
From Operating Fund	55		55										
Total: Financing Sources	55		55										

Funding Required	0	0	0	0	0	0	0	0	0	0	0	0	0
-------------------------	----------	----------	----------	----------	----------	----------	----------	----------	----------	----------	----------	----------	----------

Operating Budget Impact:	2021	2022	2023 Onward
Costs(Savings) (000's)	47.5		
Staffing Impacts (F.T.E)	.5		

Project Rating Attributes	Weight	Rating	Weighted Rank
Contractual/Legislated Obligations	46.00	0-0	3.68
Health and Safety	16.00	0-0	
Operating Budget/Financial Impact	9.00	0-0	0.36
Strategic Direction (Dominant Project Theme)	29.00	0-1	0.29
Total			4.33

**CITY OF HAMILTON
2021-2045 CAPITAL BUDGET PROJECT DETAIL SHEET**

Division/Department: Open Space Development - Public Works Tax Funded **Project ID:** 4402156117

Category: Park Development

Project Name: Victoria Park Spray Pad Replacement

Ward(s): 1

Objective:
Community Park Redevelopment (0.25 hectares / 0.6 acres), includes removals of existing spray pad features, asphalt pathway connections, lighting relocation, benches on concrete pad, tree planting, new sun shelter at new spray pad area, coordination with users of new pool area.

Start Date: 2021
Completion Date: 2022
Status: Recommended (funded)
Tangible Capital Asset: No
Capital Budget Initiation: 2021
Program Type: Park

Expenses (000's)	Total	Pre 2021	2021	2022	2023	2024	2025	2026	2027	2028	2029	2030	2031-45
Construction	1,000			1,000									
Design	200		100	100									
Internal Resources/Staffing	170		75	95									
Total: Expenses	1,370		175	1,195									

Revenues (000's)	Total	Pre 2021	2021	2022	2023	2024	2025	2026	2027	2028	2029	2030	2031-45
From Reserves	520		175	345									
Total: Revenues	520		175	345									

Net Cost	850	0	0	850	0	0	0	0	0	0	0	0	0
-----------------	------------	----------	----------	------------	----------	----------	----------	----------	----------	----------	----------	----------	----------

Funding Required	850	0	0	850	0	0	0	0	0	0	0	0	0
-------------------------	------------	----------	----------	------------	----------	----------	----------	----------	----------	----------	----------	----------	----------

Operating Budget Impact:	2021	2022	2023 Onward
Costs(Savings) (000's)			
Staffing Impacts (F.T.E)			

Project Rating Attributes	Weight	Rating	Weighted Rank
Contractual/Legislated Obligations	46.00	0-0	
Health and Safety	16.00	0-0	
Operating Budget/Financial Impact	9.00	0-0	
Strategic Direction (Dominant Project Theme)	29.00	0-1	
Total			

**CITY OF HAMILTON
2021-2045 CAPITAL BUDGET PROJECT DETAIL SHEET**

Division/Department: Open Space Development - Public Works Tax Funded **Project ID:** 4402156119

Category: Park Development

Project Name: R.T. Steele Park

Ward(s): 4

Objective:

Neighbourhood park redevelopment to enhance play area. Councillor initiative.

Start Date: 2021

Completion Date: 2021

Status: Recommended (funded)

Tangible Capital Asset: No

Capital Budget Initiation: 2021

Program Type: Park

Expenses (000's)	Total	Pre 2021	2021	2022	2023	2024	2025	2026	2027	2028	2029	2030	2031-45
Construction	400		400										
Design	80		80										
Internal Resources/Staffing	20		20										
Total: Expenses	500		500										

Revenues (000's)	Total	Pre 2021	2021	2022	2023	2024	2025	2026	2027	2028	2029	2030	2031-45
From Reserves	500		500										
Total: Revenues	500		500										

Net Cost	0	0	0	0	0	0	0	0	0	0	0	0	0
-----------------	----------	----------	----------	----------	----------	----------	----------	----------	----------	----------	----------	----------	----------

Funding Required	0	0	0	0	0	0	0	0	0	0	0	0	0
-------------------------	----------	----------	----------	----------	----------	----------	----------	----------	----------	----------	----------	----------	----------

Operating Budget Impact:	2021	2022	2023 Onward
Costs(Savings) (000's)			
Staffing Impacts (F.T.E)			

Project Rating Attributes	Weight	Rating	Weighted Rank
Contractual/Legislated Obligations	46.00	0-0	
Health and Safety	16.00	0-0	
Operating Budget/Financial Impact	9.00	0-0	
Strategic Direction (Dominant Project Theme)	29.00	0-1	
Total			

Comments:

Ward 4 area rating to be used for full amount per motion (Ward Area Rating option was disabled for me - how to input this Financing Source?) - GD

**CITY OF HAMILTON
2021-2045 CAPITAL BUDGET PROJECT DETAIL SHEET**

Division/Department: Open Space Development - Public Works Tax Funded **Project ID:** 4402156120

Category: Park Development

Project Name: Cherry Beach Park

Ward(s): 10

Objective:
2021 land clearing of future park area. Future funding for park design and construction. Waterfront park in Stoney Creek, includes Recreational Trail Masterplan initiative 10-5.

Start Date: 2021
Completion Date: 2024
Status: Recommended (funded)
Tangible Capital Asset: No
Capital Budget Initiation: 2021
Program Type: Park

Expenses (000's)	Total	Pre 2021	2021	2022	2023	2024	2025	2026	2027	2028	2029	2030	2031-45
Construction	780					780							
Design	100			100									
Other Capital Expenditures	309		200	20		89							
Total: Expenses	1,189		200	120		869							

Revenues (000's)	Total	Pre 2021	2021	2022	2023	2024	2025	2026	2027	2028	2029	2030	2031-45
Dev Charges - Non-Res-TCA	44			5		39							
Dev Charges - Res-TCA	846			103		743							
Parkland Dedication Reserve	200		200										
Total: Revenues	1,090		200	108		782							

Net Cost	99	0	0	12	0	87	0	0	0	0	0	0	0
-----------------	-----------	----------	----------	-----------	----------	-----------	----------	----------	----------	----------	----------	----------	----------

Funding Required	99	0	0	12	0	87	0	0	0	0	0	0	0
-------------------------	-----------	----------	----------	-----------	----------	-----------	----------	----------	----------	----------	----------	----------	----------

Operating Budget Impact:	2021	2022	2023 Onward
Costs(Savings) (000's)			
Staffing Impacts (F.T.E)			

Project Rating Attributes	Weight	Rating	Weighted Rank
Contractual/Legislated Obligations	46.00	0-0	
Health and Safety	16.00	0-0	
Operating Budget/Financial Impact	9.00	0-0	
Strategic Direction (Dominant Project Theme)	29.00	0-1	
Total			

CITY OF HAMILTON
2021-2045 CAPITAL BUDGET PROJECT DETAIL SHEET

Division/Department: Open Space Development - Public Works Tax Funded **Project ID:** 4402156121

Category: Park Re-Development

Project Name: Tiffany Hills Park Pathway Connection to School

Ward(s): 12

Objective:

Existing neighbourhood park, project includes regrading of slopes between school board and park site to address maintenance concerns and resident concerns, potential raising of ditch inlet on school board side, culverts, new asphalt pathway up to parking lot area on school board land, potential relocation of perimeter stonedust loop path to accommodate regrading, tree transplanting/ replanting and sod.

Start Date: 2021

Completion Date: 2022

Status: Block

Tangible Capital Asset: No

Capital Budget Initiation: 2021

Program Type: Park

Expenses (000's)	Total	Pre 2021	2021	2022	2023	2024	2025	2026	2027	2028	2029	2030	2031-45
Construction	250			250									
Design	46		46										
Internal Resources/Staffing	34		4	30									
Total: Expenses	330		50	280									

Revenues (000's)	Total	Pre 2021	2021	2022	2023	2024	2025	2026	2027	2028	2029	2030	2031-45
Dev Charges - Non-Res-TCA	15		2	13									
Dev Charges - Res-TCA	282		43	239									
Total: Revenues	297		45	252									

Net Cost	33	0	5	28	0	0	0	0	0	0	0	0	0
-----------------	-----------	----------	----------	-----------	----------	----------	----------	----------	----------	----------	----------	----------	----------

Financing Sources (000's)	Total	Pre 2021	2021	2022	2023	2024	2025	2026	2027	2028	2029	2030	2031-45
From Operating Fund	5		5										
Total: Financing Sources	5		5										

Funding Required	28	0	0	28	0	0	0	0	0	0	0	0	0
-------------------------	-----------	----------	----------	-----------	----------	----------	----------	----------	----------	----------	----------	----------	----------

Operating Budget Impact:	2021	2022	2023 Onward
Costs(Savings) (000's)			
Staffing Impacts (F.T.E)			

Project Rating Attributes	Weight	Rating	Weighted Rank
Contractual/Legislated Obligations	46.00	0-0	
Health and Safety	16.00	0-0	
Operating Budget/Financial Impact	9.00	0-0	
Strategic Direction (Dominant Project Theme)	29.00	0-1	
Total			

**CITY OF HAMILTON
2021-2045 CAPITAL BUDGET PROJECT DETAIL SHEET**

Division/Department: Open Space Development - Public Works Tax Funded **Project ID:** 4402156122
Project Name: HRTMP Initiatives #4-4 and 5-6 - Hydro Corridor: Barton Street to Greenhill Avenue

Category: Plans/Studies
Ward(s): 4

Objective:
 Trails Masterplan Initiative Implementation:
 2100m long, 3m wide, asphalt trail from Barton St E to Lawrence Rd with connection to Pipeline Trail. 1100m long, 3m wide, asphalt trail from Lawrence Rd to Greenhill Ave.

Start Date: 2019
Completion Date: 2023
Status: Block
Tangible Capital Asset: No
Capital Budget Initiation: 2021
Program Type: Path/Trail

Expenses (000's)	Total	Pre 2021	2021	2022	2023	2024	2025	2026	2027	2028	2029	2030	2031-45
Construction	1,136				1,136								
Consultant	73		73										
Design	120		98		22								
Internal Resources/Staffing	293		38		255								
Total: Expenses	1,622		209		1,413								

Revenues (000's)	Total	Pre 2021	2021	2022	2023	2024	2025	2026	2027	2028	2029	2030	2031-45
Dev Charges - Non-Res-TCA	690		89		601								
Dev Charges - Res-TCA	690		89		601								
Total: Revenues	1,380		178		1,202								

Net Cost	242	0	31	0	211	0	0	0	0	0	0	0	0
-----------------	------------	----------	-----------	----------	------------	----------	----------	----------	----------	----------	----------	----------	----------

Financing Sources (000's)	Total	Pre 2021	2021	2022	2023	2024	2025	2026	2027	2028	2029	2030	2031-45
From Operating Fund	31		31										
Total: Financing Sources	31		31										

Funding Required	211	0	0	0	211	0	0	0	0	0	0	0	0
-------------------------	------------	----------	----------	----------	------------	----------	----------	----------	----------	----------	----------	----------	----------

Operating Budget Impact:	2021	2022	2023 Onward
Costs(Savings) (000's)			
Staffing Impacts (F.T.E)			

Project Rating Attributes	Weight	Rating	Weighted Rank
Contractual/Legislated Obligations	46.00	0-0	
Health and Safety	16.00	0-0	
Operating Budget/Financial Impact	9.00	0-0	
Strategic Direction (Dominant Project Theme)	29.00	0-1	
Total			

**CITY OF HAMILTON
2021-2045 CAPITAL BUDGET PROJECT DETAIL SHEET**

Division/Department: Open Space Development - Public Works Tax Funded **Project ID:** 4402156123
Project Name: Citywide Park Master Plan

Category: Plans/Studies
Ward(s): City Wide

Objective:
 Creation of a parks master plan document, including parkland acquisition strategy, to guide park creation across the city. In response to Bill 108 and Bill 197 regarding changes to parkland acquisition legislation.

Start Date: 2021
Completion Date: 2021
Status: Block
Tangible Capital Asset: No
Capital Budget Initiation: 2021
Program Type: Park

Expenses (000's)	Total	Pre 2021	2021	2022	2023	2024	2025	2026	2027	2028	2029	2030	2031-45
Consultant	350		350										
Other Capital Expenditures	50		50										
Total: Expenses	400		400										

Revenues (000's)	Total	Pre 2021	2021	2022	2023	2024	2025	2026	2027	2028	2029	2030	2031-45
Dev Charges - Non-Res-TCA	100		100										
Dev Charges - Res-TCA	170		170										
Total: Revenues	270		270										

Net Cost	130	0	130	0	0	0	0	0	0	0	0	0	0
-----------------	------------	----------	------------	----------	----------	----------	----------	----------	----------	----------	----------	----------	----------

Financing Sources (000's)	Total	Pre 2021	2021	2022	2023	2024	2025	2026	2027	2028	2029	2030	2031-45
From Operating Fund	130		130										
Total: Financing Sources	130		130										

Funding Required	0	0	0	0	0	0	0	0	0	0	0	0	0
-------------------------	----------	----------	----------	----------	----------	----------	----------	----------	----------	----------	----------	----------	----------

Operating Budget Impact:	2021	2022	2023 Onward
Costs(Savings) (000's)			
Staffing Impacts (F.T.E)			

Project Rating Attributes	Weight	Rating	Weighted Rank
Contractual/Legislated Obligations	46.00	0-0	
Health and Safety	16.00	0-0	
Operating Budget/Financial Impact	9.00	0-0	
Strategic Direction (Dominant Project Theme)	29.00	0-1	
Total			

**CITY OF HAMILTON
2021-2045 CAPITAL BUDGET PROJECT DETAIL SHEET**

Division/Department: Open Space Development - Public Works Tax Funded **Project ID:** 4402156124
Project Name: Mountain Drive Park Redevelopment

Category: Park Development
Ward(s): 6, 7

Objective:
 New spray pad in existing park between pavilion and play structure. Existing water service, new walkways to building, playground and from pavilion to mountain brow trail. Building renovations by Facilities. Councillor-led initiative.

Start Date: 2021
Completion Date: 2022
Status: Recommended (funded)
Tangible Capital Asset: No
Capital Budget Initiation: 2021
Program Type: Park

Expenses (000's)	Total	Pre 2021	2021	2022	2023	2024	2025	2026	2027	2028	2029	2030	2031-45
Construction	750				750								
Design	98		86		12								
Internal Resources/Staffing	152		14		138								
Total: Expenses	1,000		100		900								

Revenues (000's)	Total	Pre 2021	2021	2022	2023	2024	2025	2026	2027	2028	2029	2030	2031-45
From Reserves	100		100										
Total: Revenues	100		100										

Net Cost	900	0	0	0	900	0	0	0	0	0	0	0	0
-----------------	------------	----------	----------	----------	------------	----------	----------	----------	----------	----------	----------	----------	----------

Funding Required	900	0	0	0	900	0	0	0	0	0	0	0	0
-------------------------	------------	----------	----------	----------	------------	----------	----------	----------	----------	----------	----------	----------	----------

Operating Budget Impact:	2021	2022	2023 Onward
Costs(Savings) (000's)			
Staffing Impacts (F.T.E)			

Project Rating Attributes	Weight	Rating	Weighted Rank
Contractual/Legislated Obligations	46.00	0-0	
Health and Safety	16.00	0-0	
Operating Budget/Financial Impact	9.00	0-0	
Strategic Direction (Dominant Project Theme)	29.00	0-1	
Total			

**CITY OF HAMILTON
2021-2045 CAPITAL BUDGET PROJECT DETAIL SHEET**

Division/Department: Open Space Development - Public Works Tax Funded **Project ID:** 4402156125 **Category:** Park Development
Project Name: William Connell Park - Entrance Improvement **Ward(s):** 8

Objective:
Improvement of entrance at William Connell Park to address drainage and aesthetics

Start Date: 2021
Completion Date: 2021
Status: Block
Tangible Capital Asset: No
Capital Budget Initiation: 2021
Program Type: Park

Expenses (000's)	Total	Pre 2021	2021	2022	2023	2024	2025	2026	2027	2028	2029	2030	2031-45
Construction	70		70										
Internal Resources/Staffing	5		5										
Total: Expenses	75		75										

Net Cost	75	0	75	0	0	0	0	0	0	0	0	0	0
-----------------	-----------	----------	-----------	----------	----------	----------	----------	----------	----------	----------	----------	----------	----------

Financing Sources (000's)	Total	Pre 2021	2021	2022	2023	2024	2025	2026	2027	2028	2029	2030	2031-45
From Operating Fund	75		75										
Total: Financing Sources	75		75										

Funding Required	0	0	0	0	0	0	0	0	0	0	0	0	0
-------------------------	----------	----------	----------	----------	----------	----------	----------	----------	----------	----------	----------	----------	----------

Operating Budget Impact:	2021	2022	2023 Onward
Costs(Savings) (000's)			
Staffing Impacts (F.T.E)			

Project Rating Attributes	Weight	Rating	Weighted Rank
Contractual/Legislated Obligations	46.00	0-0	
Health and Safety	16.00	0-0	
Operating Budget/Financial Impact	9.00	0-0	
Strategic Direction (Dominant Project Theme)	29.00	0-1	
Total			

Recreation Facilities

City of Hamilton
2021 - 2030 Capital Budget
Ten Year Included, Not Included, Future Project Summary (000's)

Ward	Project	Pre 2021		2021		2022		2023		2024		2025 to 2030		Total Project		Start Year	End Year	
		Gross	Net	Gross	Net	Gross	Net	Gross	Net	Gross	Net	Gross	Net	Gross	Net			
Recreation Facilities																		
Included in the Financing Plan																		
4	7101558501	Parkdale Outdoor Pool Redevelopment & Expansion	3,625	3,277	222	198	-	-	-	-	-	-	-	-	3,847	3,475	2015	2021
9	7101754706	Valley Park Community Centre Fit-up	2,100	480	444	84	-	-	-	-	-	-	-	2,544	564	2017	2021	
5	7101754805	Sir Wilfrid Laurier Gymnasium Addition.	1,100	550	6,775	-	775	775	500	500	-	-	-	9,150	1,825	2017	2021	
5	7102054002	Confederation Park Sports Park Buildings	5,950	595	556	56	-	-	-	-	-	-	-	6,506	651	2020	2020	
City Wide	7102141706	Program - Recreation Centre Retrofits	-	-	300	100	1,000	1,000	1,000	1,000	1,000	1,000	6,000	6,000	9,300	9,100	2021	Ongoing
City Wide	7102145215	Program - Parking Lot Management	-	-	100	100	500	500	500	500	500	500	3,000	3,000	4,600	4,600	2021	Ongoing
City Wide	7102151001	Program - Mechanical Infrastructure Life-cycle renewal	200	200	275	275	350	350	350	350	350	350	2,100	2,100	3,625	3,625	2020	2020
City Wide	7102154105	Program - Park & Fieldhouse Retrofits	-	-	464	120	1,000	1,000	250	250	250	250	1,500	1,500	3,464	3,120	2021	Ongoing
City Wide	7102154216	Program - Roof Management	-	-	4,904	3,169	800	800	800	800	800	800	4,800	4,800	12,104	10,369	2021	Ongoing
City Wide	7102154508	Public Use Feasibility Needs & Study	-	-	295	30	-	-	-	-	-	-	1,200	120	1,495	150	2021	Ongoing
City Wide	7102154536	Program - Arena Retrofits	-	-	377	100	800	800	800	800	800	800	4,800	4,800	7,577	7,300	2021	Ongoing
City Wide	7102154702	Program - Facility Capital Maintenance	-	-	391	275	300	300	300	300	300	300	1,800	1,800	3,091	2,975	2021	Ongoing
City Wide	7102154703	Program - Senior Centre Retrofits	-	-	95	-	100	100	100	100	100	100	600	600	995	900	2021	Ongoing
City Wide	7102155101	Program - Recreation Facilities Audit	-	-	112	73	150	150	215	215	210	210	1,085	1,085	1,772	1,733	2021	Ongoing
Total:			12,975	5,102	15,311	4,581	5,775	5,775	4,815	4,815	4,310	4,310	26,885	25,805	70,071	50,388		
Not Included in the Financing Plan																		
		Confidential Projects	-	-	293	-	3,697	-	1,062	-	-	-	-	-	5,052	-	2021	2024
Total:			-	-	293	-	3,697	-	1,062	-	-	-	-	-	5,052	-		
Beginning in Future Years																		
5	3542154101	Program - King's Forest Golf Course Improvements	-	-	-	-	-	-	6,042	6,042	-	-	-	-	6,042	6,042	2023	Ongoing
City Wide	3542154102	Program - Chedoke Golf Course Improvements	-	-	-	-	-	-	8,010	8,010	-	-	-	-	8,010	8,010	2023	Ongoing
6	7101649601	Bernie Arbour Stadium - Upgrades	300	150	-	-	-	-	150	150	150	150	-	-	600	450	2016	2023
3	7101654700	Pinky Lewis Recreation Centre Expansion Project - Phase 2	2,337	767	-	-	-	-	-	-	748	411	7,300	4,015	10,385	5,193	2009	2025
15	7101754708	Waterdown Pool and Recreation Centre Feasibility	100	10	-	-	-	-	2,200	220	22,000	2,200	-	-	24,300	2,430	2017	2024
11	7101954901	Binbrook Recreation Centre Feasibility	100	10	-	-	-	-	-	-	-	-	27,500	2,751	27,600	2,761	2019	2028
5	7101954903	Riverdale Community Hub	4,000	200	-	-	19,000	430	-	-	-	-	-	-	23,000	630	2019	2021
7	7101954905	Sackville Hill Senior Expansion & Lifecycle Renewal	500	-	-	-	-	-	-	-	-	-	14,300	8,900	14,800	8,900	2019	2026
11	7101954906	Mt. Hope New Recreation Facility	350	35	-	-	-	-	4,500	449	-	-	-	-	4,850	484	2019	2023

City of Hamilton
2021 - 2030 Capital Budget
Ten Year Included, Not Included, Future Project Summary (000's)

Ward	Project	Pre 2021		2021		2022		2023		2024		2025 to 2030		Total Project		Start Year	End Year	
		Gross	Net	Gross	Net	Gross	Net	Gross	Net	Gross	Net	Gross	Net	Gross	Net			
10	7101954907	Winona Recreation Centre Feasibility (New)	150	15	-	-	2,500	250	24,000	2,400	-	-	-	-	26,650	2,665	2019	2023
1	7102054003	Alexander Park Community Hub Feasibility	330	-	-	-	3,520	2,320	-	-	-	-	-	-	3,850	2,320	2020	2021
1	7102058001	Victoria Park Outdoor Pool - Redevelopment	300	300	-	-	3,200	3,200	-	-	-	-	-	-	3,500	3,500	2020	2022
10	7102141101	Saltfleet Multi-Use Recreation Complex Feasibility	-	-	-	-	-	-	-	-	-	-	32,100	3,210	32,100	3,210	2026	2028
City Wide	7102141701	Program - Community Halls Retrofits	-	-	-	-	300	300	300	300	300	300	1,500	1,500	2,400	2,400	2021	Ongoing
7	7102145001	Turner Park - Parking Lot	-	-	-	-	550	490	550	490	-	-	-	-	1,100	980	2021	2022
10	7102154001	Kiwanis Community Centre Roof & HVAC (Stoney Creek)	120	120	-	-	-	-	920	920	-	-	-	-	1,040	1,040	2022	2022
9, 11	7102154003	Elfrida Recreation Centre Feasibility	-	-	-	-	-	-	-	-	-	-	27,600	2,759	27,600	2,759	2026	2029
6	7102154004	Huntington Park Recreation Centre Retrofit Phase 2	1,600	1,354	-	-	740	740	-	-	-	-	-	-	2,340	2,094	2022	2022
2	7102154005	Freon Upgrades at Eastwood Arena	-	-	-	-	-	-	1,200	1,200	-	-	-	-	1,200	1,200	2022	2022
3	7102254201	Stadium Precinct Park Fieldhouses & Washrooms	-	-	-	-	6,000	600	-	-	-	-	-	-	6,000	600	2022	2022
1	7102654601	Ryerson Recreation Centre - Refurbishing	-	-	-	-	-	-	-	-	-	-	2,500	2,500	2,500	2,500	2026	2027
14	7102658600	Chedoke Splashpad Redevelopment	70	70	-	-	-	-	-	-	-	-	800	800	870	870	2015	2026
2	7102854802	Bennetto Recreation Centre - Retrofit	-	-	-	-	-	-	-	-	-	-	6,400	3,520	6,400	3,520	2028	2028
4	7102854803	Sir Winston Churchill Recreation Centre - Expansion & Renovation	-	-	-	-	-	-	-	-	-	-	6,400	6,400	6,400	6,400	2028	2028
Total:			10,257	3,031	-	-	35,810	8,330	47,872	20,181	23,198	3,061	126,400	36,355	243,537	70,958		
Total: Recreation Facilities			23,232	8,133	15,604	4,581	45,282	14,105	53,749	24,996	27,508	7,371	153,285	62,160	318,660	121,346		
Total: All Departments			23,232	8,133	15,604	4,581	45,282	14,105	53,749	24,996	27,508	7,371	153,285	62,160	318,660	121,346		

CITY OF HAMILTON
2021-2045 CAPITAL BUDGET PROJECT DETAIL SHEET

Division/Department: Recreation Facilities - Public Works Tax Funded
Project Name: Parkdale Outdoor Pool Redevelopment & Expansion

Project ID: 7101558501

Category: Renovation Project
Ward(s): 4

Objective:
 Redesign/redevelop & expand outdoor pool. Pool is not designed to current standards and is experiencing considerable structural and mechanical problems. Development will include brand new change rooms, showers, washrooms & mechanical space as expansion.

Start Date: 2015
Completion Date: 2021
Status: Block
Tangible Capital Asset: Yes
Capital Budget Initiation: 2008
Program Type: Pool

Expenses (000's)	Total	Pre 2021	2021	2022	2023	2024	2025	2026	2027	2028	2029	2030	2031-45
Construction	3,262	3,060	202										
Consultant	23	23											
Design	180	180											
Internal Resources/Staffing	382	362	20										
Total: Expenses	3,847	3,625	222										

Revenues (000's)	Total	Pre 2021	2021	2022	2023	2024	2025	2026	2027	2028	2029	2030	2031-45
Dev Charges - Non-Res-TCA	18	17	1										
Dev Charges - Res-TCA	354	331	23										
Total: Revenues	372	348	24										

Net Cost	3,475	3,277	198	0	0	0	0	0	0	0	0	0	0
-----------------	--------------	--------------	------------	----------	----------	----------	----------	----------	----------	----------	----------	----------	----------

Financing Sources (000's)	Total	Pre 2021	2021	2022	2023	2024	2025	2026	2027	2028	2029	2030	2031-45
From Operating Fund	2,673	2,475	198										
Total: Financing Sources	2,673	2,475	198										

Funding Required	802	802	0	0	0	0	0	0	0	0	0	0	0
-------------------------	------------	------------	----------	----------	----------	----------	----------	----------	----------	----------	----------	----------	----------

**CITY OF HAMILTON
2021-2045 CAPITAL BUDGET PROJECT DETAIL SHEET**

Division/Department: Recreation Facilities - Public Works Tax Funded
Project Name: Parkdale Outdoor Pool Redevelopment & Expansion

Project ID: 7101558501

Category: Renovation Project

Ward(s): 4

Operating Budget Impact:	2021	2022	2023 Onward
Costs(Savings) (000's)			
Staffing Impacts (F.T.E)			

Project Rating Attributes	Weight	Rating	Weighted Rank
Contractual/Legislated Obligations	46.00	0-0	3.68
Health and Safety	16.00	0-0	0.96
Operating Budget/Financial Impact	9.00	0-0	0.90
Strategic Direction (Dominant Project Theme)	29.00	0-1	0.29
Total			5.83

Design underway and has reached 60%.
 Redevelopment of Parkdale Outdoor Pool per page 18 of 2008 Indoor Use study:
<http://www2.hamilton.ca/NR/rdonlyres/35CB624D-8F62-431A-8638-06286C7D733A/0/ECS07068bReport.pdf>

Comments:

Construction began 2020.

**CITY OF HAMILTON
2021-2045 CAPITAL BUDGET PROJECT DETAIL SHEET**

Division/Department: Recreation Facilities - Public Works Tax Funded

Project ID: 7101754706

Category: Renovation Project

Project Name: Valley Park Community Centre Fit-up

Ward(s): 9

Objective:

Library will relocate to new Facility on the site and fit-ups will be required to convert the former library space for recreation programming. Also lifecycle replacement are due at this site.

Start Date: 2017

Completion Date: 2021

Status: Block

Tangible Capital Asset: Yes

Capital Budget Initiation: 2008

Program Type: Community Centre

Expenses (000's)	Total	Pre 2021	2021	2022	2023	2024	2025	2026	2027	2028	2029	2030	2031-45
Construction	2,254	1,850	404										
Design	40	40											
Internal Resources/Staffing	250	210	40										
Total: Expenses	2,544	2,100	444										

Revenues (000's)	Total	Pre 2021	2021	2022	2023	2024	2025	2026	2027	2028	2029	2030	2031-45
Dev Charges - Non-Res-TCA	99	81	18										
Dev Charges - Res-TCA	1,881	1,539	342										
Total: Revenues	1,980	1,620	360										

Net Cost	564	480	84	0	0	0	0	0	0	0	0	0	0
-----------------	------------	------------	-----------	----------	----------	----------	----------	----------	----------	----------	----------	----------	----------

Financing Sources (000's)	Total	Pre 2021	2021	2022	2023	2024	2025	2026	2027	2028	2029	2030	2031-45
From Operating Fund	564	480	84										
Total: Financing Sources	564	480	84										

Funding Required	0	0	0	0	0	0	0	0	0	0	0	0	0
-------------------------	----------	----------	----------	----------	----------	----------	----------	----------	----------	----------	----------	----------	----------

Operating Budget Impact:	2021	2022	2023 Onward
Costs(Savings) (000's)	150.0		
Staffing Impacts (F.T.E)	1		

Project Rating Attributes	Weight	Rating	Weighted Rank
Contractual/Legislated Obligations	46.00	0-0	2.30
Health and Safety	16.00	0-0	0.64
Operating Budget/Financial Impact	9.00	0-0	0.36
Strategic Direction (Dominant Project Theme)	29.00	0-1	0.29
Total			3.59

**CITY OF HAMILTON
2021-2045 CAPITAL BUDGET PROJECT DETAIL SHEET**

Division/Department: Recreation Facilities - Public Works Tax Funded

Project ID: 7101754805

Category: Renovation Project

Project Name: Sir Wilfrid Laurier Gymnasium Addition.

Ward(s): 5

Objective:

To expand Sir Wilfrid Laurier Recreation Centre by the addition of a gymnasium, replacing a gymnasium which was previously available to the community at Bishop Ryan high school on Albright Rd (now demolished).

Start Date: 2017

Completion Date: 2021

Status: Recommended (funded)

Tangible Capital Asset: Yes

Capital Budget Initiation: 2016

Program Type: Recreation Centre

Expenses (000's)	Total	Pre 2021	2021	2022	2023	2024	2025	2026	2027	2028	2029	2030	2031-45
Construction	6,695		6,695										
Consultant	500	500											
Design	495	495											
Internal Resources/Staffing	1,010	105	80	775	50								
Other Capital Expenditures	450				450								
Total: Expenses	9,150	1,100	6,775	775	500								

Revenues (000's)	Total	Pre 2021	2021	2022	2023	2024	2025	2026	2027	2028	2029	2030	2031-45
Dev Charges - Non-Res-TCA	340		340										
Dev Charges - Res-TCA	6,435		6,435										
Other Internal Sources	550	550											
Total: Revenues	7,325	550	6,775										

Net Cost	1,825	550	0	775	500	0	0	0	0	0	0	0	0
-----------------	--------------	------------	----------	------------	------------	----------	----------	----------	----------	----------	----------	----------	----------

Financing Sources (000's)	Total	Pre 2021	2021	2022	2023	2024	2025	2026	2027	2028	2029	2030	2031-45
From Operating Fund	1,000			775	225								
Total: Financing Sources	1,000			775	225								

Funding Required	825	550	0	0	275	0	0	0	0	0	0	0	0
-------------------------	------------	------------	----------	----------	------------	----------	----------	----------	----------	----------	----------	----------	----------

**CITY OF HAMILTON
2021-2045 CAPITAL BUDGET PROJECT DETAIL SHEET**

Division/Department: Recreation Facilities - Public Works Tax Funded
Project Name: Sir Wilfrid Laurier Gymnasium Addition.

Project ID: 7101754805

Category: Renovation Project

Ward(s): 5

Operating Budget Impact:	2021	2022	2023 Onward
Costs(Savings) (000's)	260.0		
Staffing Impacts (F.T.E)			

Project Rating Attributes	Weight	Rating	Weighted Rank
Contractual/Legislated Obligations	46.00	0-0	0.92
Health and Safety	16.00	0-0	
Operating Budget/Financial Impact	9.00	0-0	0.36
Strategic Direction (Dominant Project Theme)	29.00	0-1	0.29
Total			1.57

Comments:

Defer to 2022 (\$8.1M) WIPS 7101454710 (End Guards), 7101754805 \$632K - uncertain of available amount. 2020 Design, 2021 Construction.

CITY OF HAMILTON
2021-2045 CAPITAL BUDGET PROJECT DETAIL SHEET

Division/Department: Recreation Facilities - Public Works Tax Funded
Project Name: Confederation Park Sports Park Buildings

Project ID: 7102054002

Category: Building - New Construction
Ward(s): 5

Objective:

To construct new buildings at Confederation Park (Fieldhouse, Public and Maintenance Equipment Building) in collaboration with LAS Master Planning, Landscaping & Parks equipment & requirements for maintaining the future park & sports fields.

Start Date: 2020
Completion Date: 2020
Status: Block
Tangible Capital Asset: Yes
Capital Budget Initiation: 2019
Program Type: Buildings

Expenses (000's)	Total	Pre 2021	2021	2022	2023	2024	2025	2026	2027	2028	2029	2030	2031-45
Construction	5,461	4,955	506										
Consultant	400	400											
Internal Resources/Staffing	645	595	50										
Total: Expenses	6,506	5,950	556										

Revenues (000's)	Total	Pre 2021	2021	2022	2023	2024	2025	2026	2027	2028	2029	2030	2031-45
Dev Charges - Non Res DEBT	293	268	25										
Dev Charges - Res DEBT	5,562	5,087	475										
Total: Revenues	5,855	5,355	500										

Net Cost	651	595	56	0	0	0	0	0	0	0	0	0	0
-----------------	------------	------------	-----------	----------	----------	----------	----------	----------	----------	----------	----------	----------	----------

Financing Sources (000's)	Total	Pre 2021	2021	2022	2023	2024	2025	2026	2027	2028	2029	2030	2031-45
From Operating Fund	651	595	56										
Total: Financing Sources	651	595	56										

Funding Required	0	0	0	0	0	0	0	0	0	0	0	0	0
-------------------------	----------	----------	----------	----------	----------	----------	----------	----------	----------	----------	----------	----------	----------

**CITY OF HAMILTON
2021-2045 CAPITAL BUDGET PROJECT DETAIL SHEET**

Division/Department: Recreation Facilities - Public Works Tax Funded

Project ID: 7102054002

Category: Building - New Construction

Project Name: Confederation Park Sports Park Buildings

Ward(s): 5

Operating Budget Impact:	2021	2022	2023 Onward
Costs(Savings) (000's)			
Staffing Impacts (F.T.E)	.5		

Project Rating Attributes	Weight	Rating	Weighted Rank
Contractual/Legislated Obligations	46.00	0-0	2.76
Health and Safety	16.00	0-0	0.96
Operating Budget/Financial Impact	9.00	0-0	0.54
Strategic Direction (Dominant Project Theme)	29.00	0-1	0.29
Total			4.55

Comments:

Project tendered 2020.

CITY OF HAMILTON
2021-2045 CAPITAL BUDGET PROJECT DETAIL SHEET

Division/Department: Recreation Facilities - Public Works Tax Funded

Project ID: 7102141706

Category: Annual Projects

Project Name: Program - Recreation Centre Retrofits

Ward(s): City Wide

Objective:

Annual project to complete renovations, repairs and upgrades within the Recreation Centres as well as address accessibility concerns.

Start Date: 2021

Completion Date: Ongoing

Status: Block

Tangible Capital Asset: Yes

Capital Budget Initiation: 2016

Program Type: Recreation Centre

Expenses (000's)	Total	Pre 2021	2021	2022	2023	2024	2025	2026	2027	2028	2029	2030	2031-45
Construction	6,475		175	700	700	700	700	700	700	700	700	700	
Consultant	2,350		100	250	250	250	250	250	250	250	250	250	
Internal Resources/Staffing	475		25	50	50	50	50	50	50	50	50	50	
Total: Expenses	9,300		300	1,000	1,000	1,000	1,000	1,000	1,000	1,000	1,000	1,000	

Revenues (000's)	Total	Pre 2021	2021	2022	2023	2024	2025	2026	2027	2028	2029	2030	2031-45
From WIP Transfers	200		200										
Total: Revenues	200		200										

Net Cost	9,100	0	100	1,000	1,000	1,000	1,000	1,000	1,000	1,000	1,000	1,000	0
-----------------	--------------	----------	------------	--------------	--------------	--------------	--------------	--------------	--------------	--------------	--------------	--------------	----------

Financing Sources (000's)	Total	Pre 2021	2021	2022	2023	2024	2025	2026	2027	2028	2029	2030	2031-45
Federal Gas Tax	100		100										
Total: Financing Sources	100		100										

Funding Required	9,000	0	0	1,000	1,000	1,000	1,000	1,000	1,000	1,000	1,000	1,000	0
-------------------------	--------------	----------	----------	--------------	--------------	--------------	--------------	--------------	--------------	--------------	--------------	--------------	----------

**CITY OF HAMILTON
2021-2045 CAPITAL BUDGET PROJECT DETAIL SHEET**

Division/Department: Recreation Facilities - Public Works Tax Funded
Project Name: Program - Recreation Centre Retrofits

Project ID: 7102141706

Category: Annual Projects
Ward(s): City Wide

Operating Budget Impact:	2021	2022	2023 Onward
Costs(Savings) (000's)			
Staffing Impacts (F.T.E)			

Project Rating Attributes	Weight	Rating	Weighted Rank
Contractual/Legislated Obligations	46.00	0-0	0.92
Health and Safety	16.00	0-0	0.64
Operating Budget/Financial Impact	9.00	0-0	0.72
Strategic Direction (Dominant Project Theme)	29.00	0-1	0.29
Total			2.57

Comments:

Walker Pool (boiler)
Ryerson Pool (wal)
WIPS in 7101841706 & 7102041706

**CITY OF HAMILTON
2021-2045 CAPITAL BUDGET PROJECT DETAIL SHEET**

Division/Department: Recreation Facilities - Public Works Tax Funded

Project ID: 7102145215

Category: Annual Projects

Project Name: Program - Parking Lot Management

Ward(s): City Wide

Objective:

Annual program to resurface and repair Recreation Centre parking lots to improve accessibility and traffic flow as required on capital projects and operations.

Start Date: 2021

Completion Date: Ongoing

Status: Block

Tangible Capital Asset: Yes

Capital Budget Initiation: 2016

Program Type: Parking Lot

Expenses (000's)	Total	Pre 2021	2021	2022	2023	2024	2025	2026	2027	2028	2029	2030	2031-45
Construction	4,105		55	450	450	450	450	450	450	450	450	450	
Consultant	250		25	25	25	25	25	25	25	25	25	25	
Internal Resources/Staffing	245		20	25	25	25	25	25	25	25	25	25	
Total: Expenses	4,600		100	500	500	500	500	500	500	500	500	500	

Net Cost	4,600	0	100	500	500	500	500	500	500	500	500	500	0
-----------------	--------------	----------	------------	------------	------------	------------	------------	------------	------------	------------	------------	------------	----------

Financing Sources (000's)	Total	Pre 2021	2021	2022	2023	2024	2025	2026	2027	2028	2029	2030	2031-45
From Operating Fund	100		100										
Total: Financing Sources	100		100										

Funding Required	4,500	0	0	500	500	500	500	500	500	500	500	500	0
-------------------------	--------------	----------	----------	------------	------------	------------	------------	------------	------------	------------	------------	------------	----------

Operating Budget Impact:	2021	2022	2023 Onward
Costs(Savings) (000's)			
Staffing Impacts (F.T.E)			

Project Rating Attributes	Weight	Rating	Weighted Rank
Contractual/Legislated Obligations	46.00	0-0	0.92
Health and Safety	16.00	0-0	0.96
Operating Budget/Financial Impact	9.00	0-0	0.72
Strategic Direction (Dominant Project Theme)	29.00	0-1	0.29
Total			2.89

Comments:

Central Memorial
Carlisle Arena

CITY OF HAMILTON
2021-2045 CAPITAL BUDGET PROJECT DETAIL SHEET

Division/Department: Recreation Facilities - Public Works Tax Funded
Project Name: Program - Mechanical Infrastructure Life-cycle renewal

Project ID: 7102151001

Category: Annual Projects

Ward(s): City Wide

Objective:

To repair and replace mechanical infrastructure at end of life to maintain operational integrity on capital projects and operations in aged recreation facilities.

Start Date: 2020

Completion Date: 2020

Status: Block

Tangible Capital Asset: Yes

Capital Budget Initiation: 2020

Program Type: Community Facilities

Expenses (000's)	Total	Pre 2021	2021	2022	2023	2024	2025	2026	2027	2028	2029	2030	2031-45
Construction	2,593	168	175	250	250	250	250	250	250	250	250	250	
Design	766	16	75	75	75	75	75	75	75	75	75	75	
Internal Resources/Staffing	266	16	25	25	25	25	25	25	25	25	25	25	
Total: Expenses	3,625	200	275	350	350	350	350	350	350	350	350	350	

Net Cost	3,625	200	275	350	350	350	350	350	350	350	350	350	0
-----------------	--------------	------------	------------	------------	------------	------------	------------	------------	------------	------------	------------	------------	----------

Financing Sources (000's)	Total	Pre 2021	2021	2022	2023	2024	2025	2026	2027	2028	2029	2030	2031-45
Federal Gas Tax	275		275										
From Operating Fund	200	200											
Total: Financing Sources	475	200	275										

Funding Required	3,150	0	0	350	350	350	350	350	350	350	350	350	0
-------------------------	--------------	----------	----------	------------	------------	------------	------------	------------	------------	------------	------------	------------	----------

Operating Budget Impact:	2021	2022	2023 Onward
Costs(Savings) (000's)			
Staffing Impacts (F.T.E)			

Project Rating Attributes	Weight	Rating	Weighted Rank
Contractual/Legislated Obligations	46.00	0-0	0.92
Health and Safety	16.00	0-0	0.64
Operating Budget/Financial Impact	9.00	0-0	0.72
Strategic Direction (Dominant Project Theme)	29.00	0-1	0.29
Total			2.57

Comments:

Club 60 (A/C)
 Mohawk Sport park (HVAC)
 Mountainview Gardens (septic system)

CITY OF HAMILTON
2021-2045 CAPITAL BUDGET PROJECT DETAIL SHEET

Division/Department: Recreation Facilities - Public Works Tax Funded

Project ID: 7102154105

Category: Annual Projects

Project Name: Program - Park & Fieldhouse Retrofits

Ward(s): City Wide

Objective:

Annual Program to complete renovations, repairs and upgrades within park and fieldhouse buildings to address lifecycle renewal, safety, and accessibility concerns. Priorities to be determined based on need and potential funding from other levels of government.

Start Date: 2021

Completion Date: Ongoing

Status: Block

Tangible Capital Asset: Yes

Capital Budget Initiation: 2016

Program Type: Park Building

Expenses (000's)	Total	Pre 2021	2021	2022	2023	2024	2025	2026	2027	2028	2029	2030	2031-45
Construction	2,399		174	825	175	175	175	175	175	175	175	175	
Consultant	750		250	100	50	50	50	50	50	50	50	50	
Internal Resources/Staffing	315		40	75	25	25	25	25	25	25	25	25	
Total: Expenses	3,464		464	1,000	250	250	250	250	250	250	250	250	

Revenues (000's)	Total	Pre 2021	2021	2022	2023	2024	2025	2026	2027	2028	2029	2030	2031-45
From WIP Transfers	344		344										
Total: Revenues	344		344										

Net Cost	3,120	0	120	1,000	250	250	250	250	250	250	250	250	0
-----------------	--------------	----------	------------	--------------	------------	------------	------------	------------	------------	------------	------------	------------	----------

Financing Sources (000's)	Total	Pre 2021	2021	2022	2023	2024	2025	2026	2027	2028	2029	2030	2031-45
From Operating Fund	120		120										
Total: Financing Sources	120		120										

Funding Required	3,000	0	0	1,000	250	250	250	250	250	250	250	250	0
-------------------------	--------------	----------	----------	--------------	------------	------------	------------	------------	------------	------------	------------	------------	----------

CITY OF HAMILTON
2021-2045 CAPITAL BUDGET PROJECT DETAIL SHEET

Division/Department: Recreation Facilities - Public Works Tax Funded

Project ID: 7102154105

Category: Annual Projects

Project Name: Program - Park & Fieldhouse Retrofits

Ward(s): City Wide

Operating Budget Impact:	2021	2022	2023 Onward
Costs(Savings) (000's)			
Staffing Impacts (F.T.E)			

Project Rating Attributes	Weight	Rating	Weighted Rank
Contractual/Legislated Obligations	46.00	0-0	0.92
Health and Safety	16.00	0-0	0.64
Operating Budget/Financial Impact	9.00	0-0	0.72
Strategic Direction (Dominant Project Theme)	29.00	0-1	0.29
Total			2.57

Comments:

WIPS IN 7101554105 (\$156k FOR QUAD PAD ONLY) & 7101954105
 Mountain park Fieldhouse
 -2021 Design
 -2022 Construction

CITY OF HAMILTON
2021-2045 CAPITAL BUDGET PROJECT DETAIL SHEET

Division/Department: Recreation Facilities - Public Works Tax Funded

Project ID: 7102154216

Category: Annual Projects

Project Name: Program - Roof Management

Ward(s): City Wide

Objective:

Annual program to complete roof audits, design and replacement of the roof sections that have reached their normal functional lifespan.

Start Date: 2021

Completion Date: Ongoing

Status: Block

Tangible Capital Asset: Yes

Capital Budget Initiation: 2016

Program Type: Recreation Centre

Expenses (000's)	Total	Pre 2021	2021	2022	2023	2024	2025	2026	2027	2028	2029	2030	2031-45
Construction	10,154		4,304	650	650	650	650	650	650	650	650	650	
Consultant	1,400		500	100	100	100	100	100	100	100	100	100	
Internal Resources/Staffing	550		100	50	50	50	50	50	50	50	50	50	
Total: Expenses	12,104		4,904	800	800	800	800	800	800	800	800	800	

Revenues (000's)	Total	Pre 2021	2021	2022	2023	2024	2025	2026	2027	2028	2029	2030	2031-45
From WIP Transfers	1,735		1,735										
Total: Revenues	1,735		1,735										

Net Cost	10,369	0	3,169	800	800	800	800	800	800	800	800	800	0
-----------------	---------------	----------	--------------	------------	------------	------------	------------	------------	------------	------------	------------	------------	----------

Financing Sources (000's)	Total	Pre 2021	2021	2022	2023	2024	2025	2026	2027	2028	2029	2030	2031-45
Federal Gas Tax	1,381		1,381										
From Operating Fund	1,788		1,788										
Total: Financing Sources	3,169		3,169										

Funding Required	7,200	0	0	800	800	800	800	800	800	800	800	800	0
-------------------------	--------------	----------	----------	------------	------------	------------	------------	------------	------------	------------	------------	------------	----------

**CITY OF HAMILTON
2021-2045 CAPITAL BUDGET PROJECT DETAIL SHEET**

Division/Department: Recreation Facilities - Public Works Tax Funded
Project Name: Program - Roof Management

Project ID: 7102154216

Category: Annual Projects
Ward(s): City Wide

Operating Budget Impact:	2021	2022	2023 Onward
Costs(Savings) (000's)			
Staffing Impacts (F.T.E)			

Project Rating Attributes	Weight	Rating	Weighted Rank
Contractual/Legislated Obligations	46.00	0-0	3.68
Health and Safety	16.00	0-0	1.28
Operating Budget/Financial Impact	9.00	0-0	0.90
Strategic Direction (Dominant Project Theme)	29.00	0-1	0.29
Total			6.15

Comments:

Lawfield (\$1M)
Spring Valley (\$800K)
Beverly Arena (\$900K)
Carlisle Arena (\$1M)
roof reviews
WIPS IN 7102054216

**CITY OF HAMILTON
2021-2045 CAPITAL BUDGET PROJECT DETAIL SHEET**

Division/Department: Recreation Facilities - Public Works Tax Funded

Project ID: 7102154508

Category: Plans/Studies

Project Name: Public Use Feasibility Needs & Study

Ward(s): City Wide

Objective:

To complete feasibility studies to be used to make decisions and present recommendations for the new construction and strategic renewal for various recreation facilities. Funds will focus on feasibility and due diligence for surplus school board properties. To review program on a 5 year cycle.

Start Date: 2021

Completion Date: Ongoing

Status: Recommended (funded)

Tangible Capital Asset: No

Capital Budget Initiation: 2016

Program Type: Plans/Studies

Expenses (000's)	Total	Pre 2021	2021	2022	2023	2024	2025	2026	2027	2028	2029	2030	2031-45
Consultant	1,465		285				590					590	
Internal Resources/Staffing	30		10				10					10	
Total: Expenses	1,495		295				600					600	

Revenues (000's)	Total	Pre 2021	2021	2022	2023	2024	2025	2026	2027	2028	2029	2030	2031-45
Dev Charges - Non-Res-TCA	498		98				200					200	
Dev Charges - Res-TCA	847		167				340					340	
Total: Revenues	1,345		265				540					540	

Net Cost	150	0	30	0	0	0	60	0	0	0	0	60	0
-----------------	------------	----------	-----------	----------	----------	----------	-----------	----------	----------	----------	----------	-----------	----------

Financing Sources (000's)	Total	Pre 2021	2021	2022	2023	2024	2025	2026	2027	2028	2029	2030	2031-45
From Operating Fund	30		30										
Total: Financing Sources	30		30										

Funding Required	120	0	0	0	0	0	60	0	0	0	0	60	0
-------------------------	------------	----------	----------	----------	----------	----------	-----------	----------	----------	----------	----------	-----------	----------

Operating Budget Impact:	2021	2022	2023 Onward
Costs(Savings) (000's)			
Staffing Impacts (F.T.E)			

Project Rating Attributes	Weight	Rating	Weighted Rank
Contractual/Legislated Obligations	46.00	0-0	0.92
Health and Safety	16.00	0-0	
Operating Budget/Financial Impact	9.00	0-0	0.72
Strategic Direction (Dominant Project Theme)	29.00	0-1	0.29
Total			1.93

CITY OF HAMILTON
2021-2045 CAPITAL BUDGET PROJECT DETAIL SHEET

Division/Department: Recreation Facilities - Public Works Tax Funded

Project ID: 7102154536

Category: Annual Projects

Project Name: Program - Arena Retrofits

Ward(s): City Wide

Objective:

Annual program for capital renewal, functional upgrades, accessibility and replacement of equipment that has reached its normal functional lifespan.

Start Date: 2021

Completion Date: Ongoing

Status: Block

Tangible Capital Asset: Yes

Capital Budget Initiation: 2016

Program Type: Arena

Expenses (000's)	Total	Pre 2021	2021	2022	2023	2024	2025	2026	2027	2028	2029	2030	2031-45
Construction	5,388		213	575	575	575	575	575	575	575	575	575	
Consultant	1,939		139	200	200	200	200	200	200	200	200	200	
Internal Resources/Staffing	250		25	25	25	25	25	25	25	25	25	25	
Total: Expenses	7,577		377	800	800	800	800	800	800	800	800	800	

Revenues (000's)	Total	Pre 2021	2021	2022	2023	2024	2025	2026	2027	2028	2029	2030	2031-45
From WIP Transfers	277		277										
Total: Revenues	277		277										

Net Cost	7,300	0	100	800	800	800	800	800	800	800	800	800	0
-----------------	--------------	----------	------------	------------	------------	------------	------------	------------	------------	------------	------------	------------	----------

Financing Sources (000's)	Total	Pre 2021	2021	2022	2023	2024	2025	2026	2027	2028	2029	2030	2031-45
From Operating Fund	100		100										
Total: Financing Sources	100		100										

Funding Required	7,200	0	0	800	800	800	800	800	800	800	800	800	0
-------------------------	--------------	----------	----------	------------	------------	------------	------------	------------	------------	------------	------------	------------	----------

**CITY OF HAMILTON
2021-2045 CAPITAL BUDGET PROJECT DETAIL SHEET**

Division/Department: Recreation Facilities - Public Works Tax Funded

Project ID: 7102154536

Category: Annual Projects

Project Name: Program - Arena Retrofits

Ward(s): City Wide

Operating Budget Impact:	2021	2022	2023 Onward
Costs(Savings) (000's)			
Staffing Impacts (F.T.E)			

Project Rating Attributes	Weight	Rating	Weighted Rank
Contractual/Legislated Obligations	46.00	0-0	0.92
Health and Safety	16.00	0-0	0.64
Operating Budget/Financial Impact	9.00	0-0	0.72
Strategic Direction (Dominant Project Theme)	29.00	0-1	0.29
Total			2.57

Comments:

2021 Priorities and beyond:
Morgan Firestone (make-up air)
Chedoke Arena HVAC
Beverly Arena (dehumidification)
Mountain Arena (dehumidification)
Spring Valley (chiller)
Olympic arena (chiller)
Saltfleet Arena (chiller)
WIPS IN 7101854536 & 7101954536

CITY OF HAMILTON
2021-2045 CAPITAL BUDGET PROJECT DETAIL SHEET

Division/Department: Recreation Facilities - Public Works Tax Funded

Project ID: 7102154702

Category: Annual Projects

Project Name: Program - Facility Capital Maintenance

Ward(s): City Wide

Objective:

Repairs or replacements to facilities infrastructure at end of life for maintaining operational integrity required on emergency or capital projects and operations in aged recreation facilities.

Start Date: 2021

Completion Date: Ongoing

Status: Block

Tangible Capital Asset: Yes

Capital Budget Initiation: 2016

Program Type: Community Facilities

Expenses (000's)	Total	Pre 2021	2021	2022	2023	2024	2025	2026	2027	2028	2029	2030	2031-45
Construction	2,066		266	200	200	200	200	200	200	200	200	200	
Consultant	775		100	75	75	75	75	75	75	75	75	75	
Internal Resources/Staffing	250		25	25	25	25	25	25	25	25	25	25	
Total: Expenses	3,091		391	300	300	300	300	300	300	300	300	300	

Revenues (000's)	Total	Pre 2021	2021	2022	2023	2024	2025	2026	2027	2028	2029	2030	2031-45
From WIP Transfers	116		116										
Total: Revenues	116		116										

Net Cost	2,975	0	275	300	300	300	300	300	300	300	300	300	0
-----------------	--------------	----------	------------	------------	------------	------------	------------	------------	------------	------------	------------	------------	----------

Financing Sources (000's)	Total	Pre 2021	2021	2022	2023	2024	2025	2026	2027	2028	2029	2030	2031-45
From Operating Fund	275		275										
Total: Financing Sources	275		275										

Funding Required	2,700	0	0	300	300	300	300	300	300	300	300	300	0
-------------------------	--------------	----------	----------	------------	------------	------------	------------	------------	------------	------------	------------	------------	----------

**CITY OF HAMILTON
2021-2045 CAPITAL BUDGET PROJECT DETAIL SHEET**

Division/Department: Recreation Facilities - Public Works Tax Funded
Project Name: Program - Facility Capital Maintenance

Project ID: 7102154702

Category: Annual Projects
Ward(s): City Wide

Operating Budget Impact:	2021	2022	2023 Onward
Costs(Savings) (000's)			
Staffing Impacts (F.T.E)			

Project Rating Attributes	Weight	Rating	Weighted Rank
Contractual/Legislated Obligations	46.00	0-0	0.92
Health and Safety	16.00	0-0	0.64
Operating Budget/Financial Impact	9.00	0-0	0.72
Strategic Direction (Dominant Project Theme)	29.00	0-1	0.29
Total			2.57

Comments:

Hillpark - structural
Sir Allan McNab - structural
Storage infrastructure for golf cart
Conversion design
WIPS IN 7102024001

**CITY OF HAMILTON
2021-2045 CAPITAL BUDGET PROJECT DETAIL SHEET**

Division/Department: Recreation Facilities - Public Works Tax Funded

Project ID: 7102154703

Category: Annual Projects

Project Name: Program - Senior Centre Retrofits

Ward(s): City Wide

Objective:

Annual Program to complete renovations, repairs and upgrades within Senior Centre Buildings to address lifecycle renewal, safety, and accessibility concerns.

Priorities to be determined based on need and potential funding from other levels of government.

Start Date: 2021

Completion Date: Ongoing

Status: Recommended (funded)

Tangible Capital Asset: Yes

Capital Budget Initiation: 2017

Program Type: Recreation Centre

Expenses (000's)	Total	Pre 2021	2021	2022	2023	2024	2025	2026	2027	2028	2029	2030	2031-45
Construction	645		60	65	65	65	65	65	65	65	65	65	
Consultant	250		25	25	25	25	25	25	25	25	25	25	
Internal Resources/Staffing	100		10	10	10	10	10	10	10	10	10	10	
Total: Expenses	995		95	100	100	100	100	100	100	100	100	100	

Revenues (000's)	Total	Pre 2021	2021	2022	2023	2024	2025	2026	2027	2028	2029	2030	2031-45
From WIP Transfers	95		95										
Total: Revenues	95		95										

Net Cost	900	0	0	100	100	100	100	100	100	100	100	100	0
-----------------	------------	----------	----------	------------	------------	------------	------------	------------	------------	------------	------------	------------	----------

Funding Required	900	0	0	100	100	100	100	100	100	100	100	100	0
-------------------------	------------	----------	----------	------------	------------	------------	------------	------------	------------	------------	------------	------------	----------

Operating Budget Impact:	2021	2022	2023 Onward
Costs(Savings) (000's)			
Staffing Impacts (F.T.E)			

Project Rating Attributes	Weight	Rating	Weighted Rank
Contractual/Legislated Obligations	46.00	0-0	0.92
Health and Safety	16.00	0-0	0.64
Operating Budget/Financial Impact	9.00	0-0	0.72
Strategic Direction (Dominant Project Theme)	29.00	0-1	0.29
Total			2.57

Comments:

ASAC (furnace) WIPS IN 7101754703

**CITY OF HAMILTON
2021-2045 CAPITAL BUDGET PROJECT DETAIL SHEET**

Division/Department: Recreation Facilities - Public Works Tax Funded

Project ID: 7102155101

Category: Annual Projects

Project Name: Program - Recreation Facilities Audit

Ward(s): City Wide

Objective:

Annual funding requirement for building condition assessments of all City of Hamilton community facilities. Data to be loaded into the asset management software.

Start Date: 2021

Completion Date: Ongoing

Status: Block

Tangible Capital Asset: No

Capital Budget Initiation: 2016

Program Type: Facilities Programs

Expenses (000's)	Total	Pre 2021	2021	2022	2023	2024	2025	2026	2027	2028	2029	2030	2031-45
Consultant	1,115		55	75	140	135	115	55	325	75	140		
Internal Resources/Staffing	657		57	75	75	75	75	75	75	75	75		
Total: Expenses	1,772		112	150	215	210	190	130	400	150	215		

Revenues (000's)	Total	Pre 2021	2021	2022	2023	2024	2025	2026	2027	2028	2029	2030	2031-45
From WIP Transfers	39		39										
Total: Revenues	39		39										

Net Cost	1,733	0	73	150	215	210	190	130	400	150	215	0	0
-----------------	--------------	----------	-----------	------------	------------	------------	------------	------------	------------	------------	------------	----------	----------

Financing Sources (000's)	Total	Pre 2021	2021	2022	2023	2024	2025	2026	2027	2028	2029	2030	2031-45
From Operating Fund	73		73										
Total: Financing Sources	73		73										

Funding Required	1,660	0	0	150	215	210	190	130	400	150	215	0	0
-------------------------	--------------	----------	----------	------------	------------	------------	------------	------------	------------	------------	------------	----------	----------

Operating Budget Impact:	2021	2022	2023 Onward
Costs(Savings) (000's)			
Staffing Impacts (F.T.E)			

Project Rating Attributes	Weight	Rating	Weighted Rank
Contractual/Legislated Obligations	46.00	0-0	
Health and Safety	16.00	0-0	
Operating Budget/Financial Impact	9.00	0-0	
Strategic Direction (Dominant Project Theme)	29.00	0-1	
Total			

Comments:

WIPS IN 3542055101

changed # from 3542155101 to 1702155101. Sept 2020

Roads



**CITY OF HAMILTON
2021-2045 CAPITAL BUDGET PROJECT DETAIL SHEET**

Division/Department: Roads - Public Works Tax Funded

Project ID: 4031380390

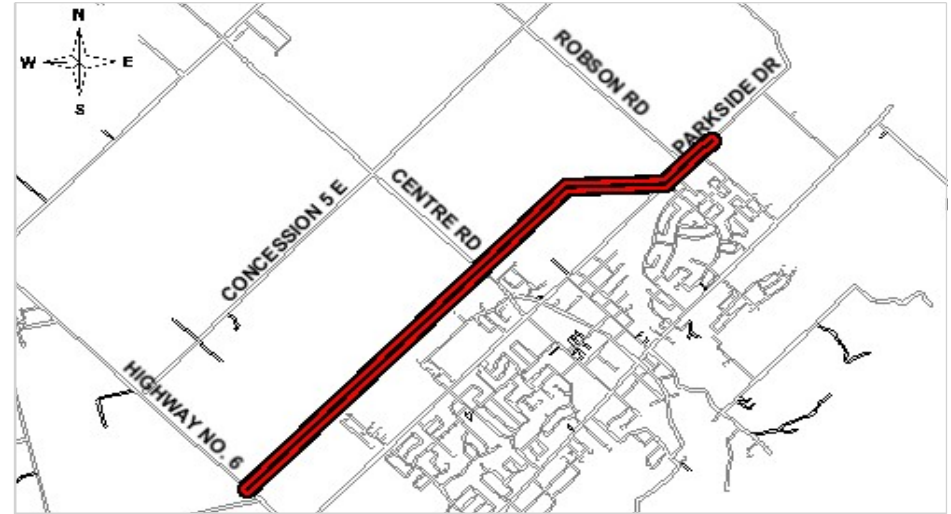
Category: Development Projects

Project Name: East-West Road Corridor (Waterdown By-Pass) CASH FLOW

Ward(s): 15

Operating Budget Impact:	2021	2022	2023 Onward
Costs(Savings) (000's)		152.0	
Staffing Impacts (F.T.E)		.6	

Project Rating Attributes	Weight	Rating	Weighted Rank
Contractual/Legislated Obligations	46.00	0-0	
Health and Safety	16.00	0-0	
Operating Budget/Financial Impact	9.00	0-0	
Strategic Direction (Dominant Project Theme)	29.00	0-1	
Total			



**CITY OF HAMILTON
2021-2045 CAPITAL BUDGET PROJECT DETAIL SHEET**

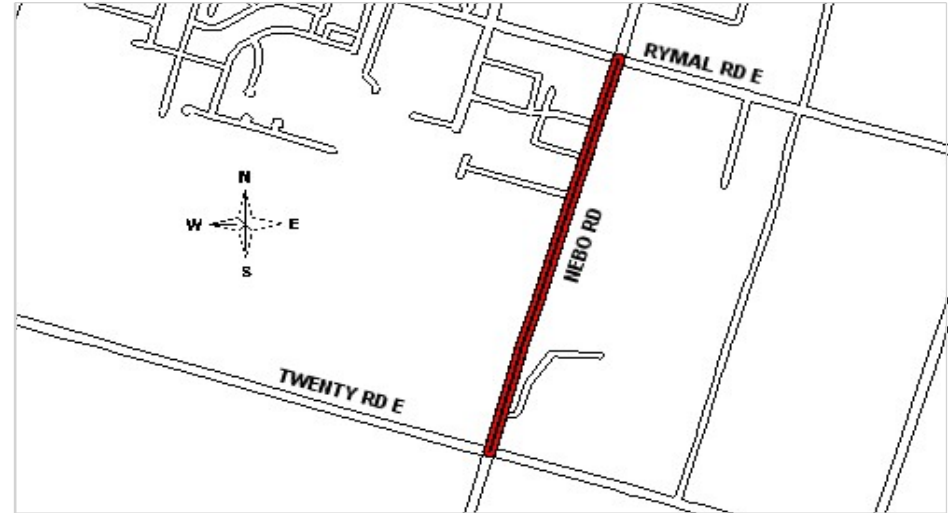
Division/Department: Roads - Public Works Tax Funded
Project Name: RHBP - Nebo - Rymal to Twenty

Project ID: 4031580584

Category: Coordinated - Network Extension Projects
Ward(s): 6, 11

Operating Budget Impact:	2021	2022	2023 Onward
Costs(Savings) (000's)			
Staffing Impacts (F.T.E)			

Project Rating Attributes	Weight	Rating	Weighted Rank
Contractual/Legislated Obligations	46.00	0-0	
Health and Safety	16.00	0-0	
Operating Budget/Financial Impact	9.00	0-0	
Strategic Direction (Dominant Project Theme)	29.00	0-1	
Total			



**CITY OF HAMILTON
2021-2045 CAPITAL BUDGET PROJECT DETAIL SHEET**

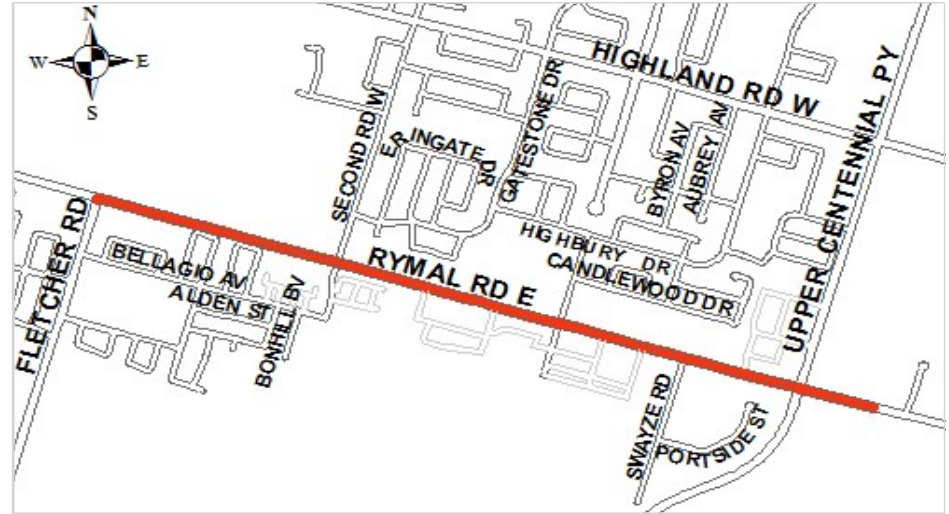
Division/Department: Roads - Public Works Tax Funded
Project Name: Rymal - Fletcher to Upper Centennial

Project ID: 4031580589

Category: Coordinated - Network Extension Projects
Ward(s): 9

Operating Budget Impact:	2021	2022	2023 Onward
Costs(Savings) (000's)			
Staffing Impacts (F.T.E)			

Project Rating Attributes	Weight	Rating	Weighted Rank
Contractual/Legislated Obligations	46.00	0-0	
Health and Safety	16.00	0-0	
Operating Budget/Financial Impact	9.00	0-0	
Strategic Direction (Dominant Project Theme)	29.00	0-1	
Total			



**CITY OF HAMILTON
2021-2045 CAPITAL BUDGET PROJECT DETAIL SHEET**

Division/Department: Roads - Public Works Tax Funded

Project ID: 4031618090

Category: Bridge Rehabilitation

Project Name: Bridge 090 - McMurray St, 100m s/o of Hatt St

Ward(s): 13

Objective:

Based on the OSIM bridge inspection and additional investigations completed, it has been determined that the existing bridge structure has become deficient and is in need of rehabilitation to extend the asset's life and performance. This is intended to reduce the risk to public safety while maintaining continuity of the road network.

Start Date: 2016

Completion Date: 2021

Status: Block

Tangible Capital Asset: No

Capital Budget Initiation: 2011

Program Type: Bridges & Structures

Expenses (000's)	Total	Pre 2021	2021	2022	2023	2024	2025	2026	2027	2028	2029	2030	2031-45
Construction	850	450	400										
Design	150	150											
Internal Resources/Staffing	30	30											
Other Capital Expenditures	90	90											
Total: Expenses	1,120	720	400										

Net Cost	1,120	720	400	0	0	0	0	0	0	0	0	0	0
-----------------	--------------	------------	------------	----------	----------	----------	----------	----------	----------	----------	----------	----------	----------

Financing Sources (000's)	Total	Pre 2021	2021	2022	2023	2024	2025	2026	2027	2028	2029	2030	2031-45
Federal Gas Tax	940	540	400										
From Operating Fund	10	10											
Total: Financing Sources	950	550	400										

Funding Required	170	170	0	0	0	0	0	0	0	0	0	0	0
-------------------------	------------	------------	----------	----------	----------	----------	----------	----------	----------	----------	----------	----------	----------

Operating Budget Impact:	2021	2022	2023 Onward
Costs(Savings) (000's)			
Staffing Impacts (F.T.E)			

Project Rating Attributes	Weight	Rating	Weighted Rank
Contractual/Legislated Obligations	46.00	0-0	
Health and Safety	16.00	0-0	
Operating Budget/Financial Impact	9.00	0-0	
Strategic Direction (Dominant Project Theme)	29.00	0-1	
Total			



**CITY OF HAMILTON
2021-2045 CAPITAL BUDGET PROJECT DETAIL SHEET**

Division/Department: Roads - Public Works Tax Funded

Project ID: 4031710715

Category: Traffic Engineering

Project Name: Railway Crossings Upgrades

Ward(s): City Wide

Objective:

To conduct a safety assessment and the resulting repairs and rehabilitation to the railway crossings in the City of Hamilton to meet Federal legislative requirements. Legislative requirements require that we conduct a full assessment of all railway crossings in the City of Hamilton and conduct remedial improvements at the railway crossings.

Start Date: 2017

Completion Date: 2021

Status: Block

Tangible Capital Asset: No

Capital Budget Initiation: 2017

Program Type: Traffic Operations

Expenses (000's)	Total	Pre 2021	2021	2022	2023	2024	2025	2026	2027	2028	2029	2030	2031-45
Construction	2,500	2,000	500										
Total: Expenses	2,500	2,000	500										

Net Cost	2,500	2,000	500	0	0	0	0	0	0	0	0	0	0
-----------------	--------------	--------------	------------	----------	----------	----------	----------	----------	----------	----------	----------	----------	----------

Financing Sources (000's)	Total	Pre 2021	2021	2022	2023	2024	2025	2026	2027	2028	2029	2030	2031-45
Federal Gas Tax	500		500										
From Operating Fund	1,000	1,000											
Total: Financing Sources	1,500	1,000	500										

Funding Required	1,000	1,000	0	0	0	0	0	0	0	0	0	0	0
-------------------------	--------------	--------------	----------	----------	----------	----------	----------	----------	----------	----------	----------	----------	----------

Operating Budget Impact:	2021	2022	2023 Onward
Costs(Savings) (000's)			
Staffing Impacts (F.T.E)			

Project Rating Attributes	Weight	Rating	Weighted Rank
Contractual/Legislated Obligations	46.00	0-0	
Health and Safety	16.00	0-0	
Operating Budget/Financial Impact	9.00	0-0	
Strategic Direction (Dominant Project Theme)	29.00	0-1	
Total			

**CITY OF HAMILTON
2021-2045 CAPITAL BUDGET PROJECT DETAIL SHEET**

Division/Department: Roads - Public Works Tax Funded
Project Name: Bridge 366 - Mud St W, 320m e/o Paramount Dr

Project ID: 4031818366

Category: Bridge Rehabilitation
Ward(s): 9

Objective:

Based on the OSIM bridge inspection and additional investigations completed, it has been determined that the existing bridge structure has become deficient and is in need of rehabilitation to extend the asset's life and performance. This is intended to reduce the risk to public safety while maintaining continuity of the road network.

Start Date: 2018
Completion Date: 2021
Status: Block
Tangible Capital Asset: Yes
Capital Budget Initiation: 2018
Program Type: Bridges & Structures

Expenses (000's)	Total	Pre 2021	2021	2022	2023	2024	2025	2026	2027	2028	2029	2030	2031-45
Construction	1,640	1,040	600										
Design	90	90											
Internal Resources/Staffing	110	110											
Total: Expenses	1,840	1,240	600										

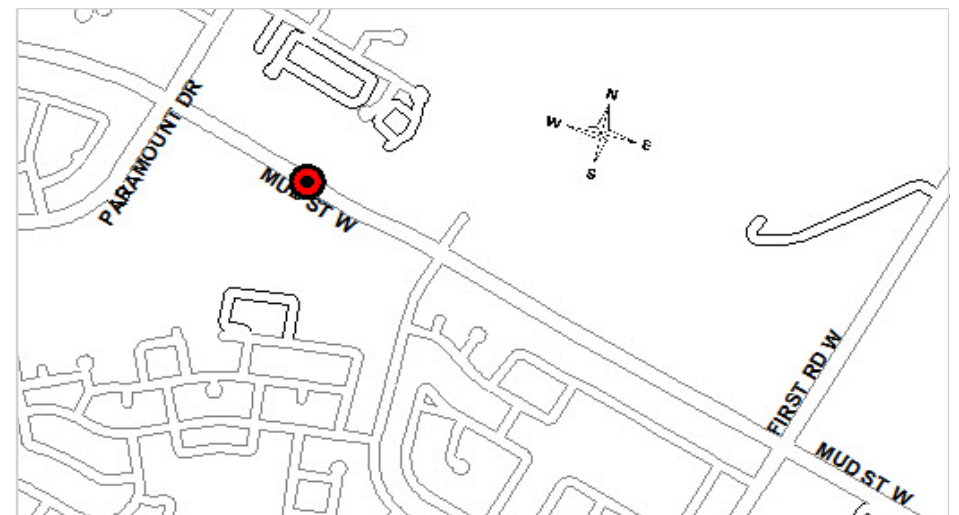
Net Cost	1,840	1,240	600	0	0	0	0	0	0	0	0	0	0
-----------------	--------------	--------------	------------	----------	----------	----------	----------	----------	----------	----------	----------	----------	----------

Financing Sources (000's)	Total	Pre 2021	2021	2022	2023	2024	2025	2026	2027	2028	2029	2030	2031-45
Federal Gas Tax	1,580	980	600										
From Operating Fund	100	100											
Total: Financing Sources	1,680	1,080	600										

Funding Required	160	160	0	0	0	0	0	0	0	0	0	0	0
-------------------------	------------	------------	----------	----------	----------	----------	----------	----------	----------	----------	----------	----------	----------

Operating Budget Impact:	2021	2022	2023 Onward
Costs(Savings) (000's)			
Staffing Impacts (F.T.E)			

Project Rating Attributes	Weight	Rating	Weighted Rank
Contractual/Legislated Obligations	46.00	0-0	
Health and Safety	16.00	0-0	
Operating Budget/Financial Impact	9.00	0-0	
Strategic Direction (Dominant Project Theme)	29.00	0-1	
Total			



**CITY OF HAMILTON
2021-2045 CAPITAL BUDGET PROJECT DETAIL SHEET**

Division/Department: Roads - Public Works Tax Funded
Project Name: Bridge 407 - Queenston Rd, 320m e/o Lake Ave

Project ID: 4031818407

Category: Bridge Rehabilitation
Ward(s): 5

Objective:
Based on the OSIM bridge inspection, it has been determined that the existing culvert has become deficient and is in need of rehabilitation to extend the asset's life and performance. This is intended to reduce the risk to public safety while maintaining continuity of the road network.

Start Date: 2018
Completion Date: 2021
Status: Block
Tangible Capital Asset: Yes
Capital Budget Initiation: 2018
Program Type: Bridges & Structures

Expenses (000's)	Total	Pre 2021	2021	2022	2023	2024	2025	2026	2027	2028	2029	2030	2031-45
Construction	570	270	300										
Consultant	90	90											
Internal Resources/Staffing	15	15											
Other Capital Expenditures	25	25											
Total: Expenses	700	400	300										

Net Cost	700	400	300	0	0	0	0	0	0	0	0	0	0
-----------------	------------	------------	------------	----------	----------	----------	----------	----------	----------	----------	----------	----------	----------

Financing Sources (000's)	Total	Pre 2021	2021	2022	2023	2024	2025	2026	2027	2028	2029	2030	2031-45
Federal Gas Tax	510	210	300										
Total: Financing Sources	510	210	300										

Funding Required	190	190	0	0	0	0	0	0	0	0	0	0	0
-------------------------	------------	------------	----------	----------	----------	----------	----------	----------	----------	----------	----------	----------	----------

Operating Budget Impact:	2021	2022	2023 Onward
Costs(Savings) (000's)			
Staffing Impacts (F.T.E)			

Project Rating Attributes	Weight	Rating	Weighted Rank
Contractual/Legislated Obligations	46.00	0-0	
Health and Safety	16.00	0-0	
Operating Budget/Financial Impact	9.00	0-0	
Strategic Direction (Dominant Project Theme)	29.00	0-1	
Total			



**CITY OF HAMILTON
2021-2045 CAPITAL BUDGET PROJECT DETAIL SHEET**

Division/Department: Roads - Public Works Tax Funded

Project ID: 4031818437

Category: Bridge Replacement

Project Name: Bridge 437 - Miles Rd, 610m s/o Dickenson Rd E

Ward(s): 11

Objective:

Based on the OSIM bridge inspection and additional investigations completed, it has been determined that the existing bridge structure has become deficient and is in need of replacement in order to reduce the risk to public safety while maintaining continuity of the road network.

Start Date: 2018

Completion Date: 2021

Status: Block

Tangible Capital Asset: Yes

Capital Budget Initiation: 2018

Program Type: Bridges & Structures

Expenses (000's)	Total	Pre 2021	2021	2022	2023	2024	2025	2026	2027	2028	2029	2030	2031-45
Construction	720		720										
Design	90	90											
Internal Resources/Staffing	15	15											
Other Capital Expenditures	25	25											
Total: Expenses	850	130	720										

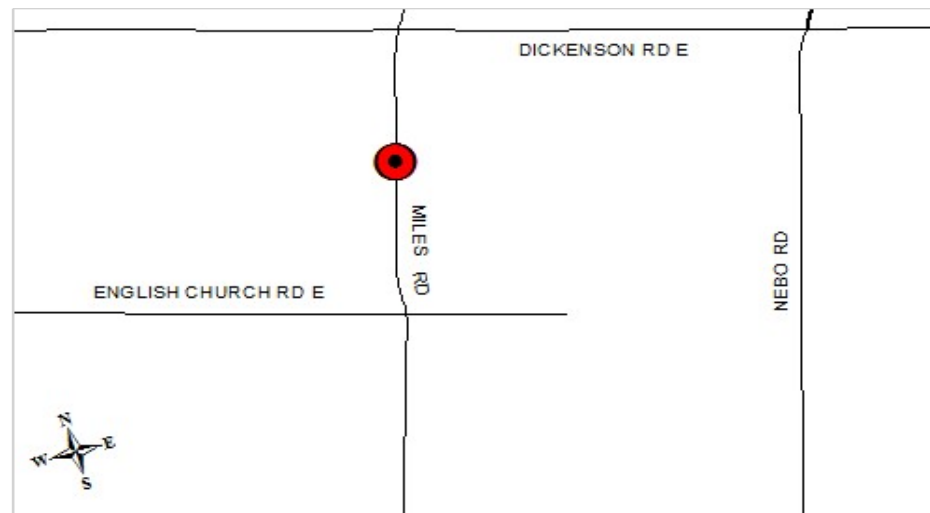
Net Cost	850	130	720	0	0	0	0	0	0	0	0	0	0
-----------------	------------	------------	------------	----------	----------	----------	----------	----------	----------	----------	----------	----------	----------

Financing Sources (000's)	Total	Pre 2021	2021	2022	2023	2024	2025	2026	2027	2028	2029	2030	2031-45
Federal Gas Tax	720		720										
Total: Financing Sources	720		720										

Funding Required	130	130	0	0	0	0	0	0	0	0	0	0	0
-------------------------	------------	------------	----------	----------	----------	----------	----------	----------	----------	----------	----------	----------	----------

Operating Budget Impact:	2021	2022	2023 Onward
Costs(Savings) (000's)			
Staffing Impacts (F.T.E)			

Project Rating Attributes	Weight	Rating	Weighted Rank
Contractual/Legislated Obligations	46.00	0-0	
Health and Safety	16.00	0-0	
Operating Budget/Financial Impact	9.00	0-0	
Strategic Direction (Dominant Project Theme)	29.00	0-1	
Total			



**CITY OF HAMILTON
2021-2045 CAPITAL BUDGET PROJECT DETAIL SHEET**

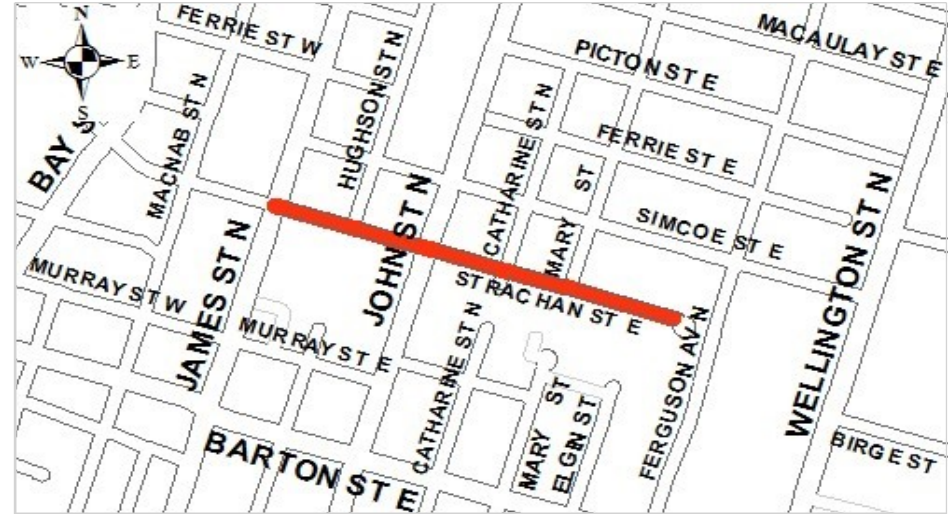
Division/Department: Roads - Public Works Tax Funded
Project Name: Strachan - James to east end

Project ID: 4031911028

Category: Coordinated - Replacement Projects
Ward(s): 2

Operating Budget Impact:	2021	2022	2023 Onward
Costs(Savings) (000's)			
Staffing Impacts (F.T.E)			

Project Rating Attributes	Weight	Rating	Weighted Rank
Contractual/Legislated Obligations	46.00	0-0	
Health and Safety	16.00	0-0	
Operating Budget/Financial Impact	9.00	0-0	
Strategic Direction (Dominant Project Theme)	29.00	0-1	
Total			



**CITY OF HAMILTON
2021-2045 CAPITAL BUDGET PROJECT DETAIL SHEET**

Division/Department: Roads - Public Works Tax Funded
Project Name: Council Priority - Ward 1 Minor Rehabilitation

Project ID: 4031911601

Category: Rehabilitation Project

Ward(s): 1

Objective:

Pursuant to Council's priorities to be identified, the proposed funding allocation shall be allocated to pavement and concrete maintenance and/or minor road rehabilitation. The proposed funding allocation shall be used to maintain and resolve the needs of our roadways currently falling outside current prioritization methods.

Start Date: 2019
Completion Date: Ongoing
Status: Block
Tangible Capital Asset: Yes
Capital Budget Initiation: 2019
Program Type: Council Priority

Expenses (000's)	Total	Pre 2021	2021	2022	2023	2024	2025	2026	2027	2028	2029	2030	2031-45
Construction	4,680	360	180	180	180	180	180	180	180	180	180	180	2,520
Internal Resources/Staffing	20	20											
Total: Expenses	4,700	380	180	180	180	180	180	180	180	180	180	180	2,520
Net Cost	4,700	380	180	180	180	180	180	180	180	180	180	180	2,520
Financing Sources (000's)	Total	Pre 2021	2021	2022	2023	2024	2025	2026	2027	2028	2029	2030	2031-45
From Operating Fund	360	180	180										
HRPI Dividend	200	200											
Total: Financing Sources	560	380	180										
Funding Required	4,140	0	0	180	180	180	180	180	180	180	180	180	2,520

Operating Budget Impact:	2021	2022	2023 Onward
Costs(Savings) (000's)			
Staffing Impacts (F.T.E)			

Project Rating Attributes	Weight	Rating	Weighted Rank
Contractual/Legislated Obligations	46.00	0-0	
Health and Safety	16.00	0-0	
Operating Budget/Financial Impact	9.00	0-0	
Strategic Direction (Dominant Project Theme)	29.00	0-1	
Total			

**CITY OF HAMILTON
2021-2045 CAPITAL BUDGET PROJECT DETAIL SHEET**

Division/Department: Roads - Public Works Tax Funded
Project Name: Council Priority - Ward 2 Minor Rehabilitation

Project ID: 4031911602

Category: Rehabilitation Project
Ward(s): 2

Objective:
Pursuant to Council's priorities to be identified, the proposed funding allocation shall be allocated to pavement and concrete maintenance and/or minor road rehabilitation. The proposed funding allocation shall be used to maintain and resolve the needs of our roadways currently falling outside current prioritization methods.

Start Date: 2019
Completion Date: Ongoing
Status: Block
Tangible Capital Asset: Yes
Capital Budget Initiation: 2019
Program Type: Council Priority

Expenses (000's)	Total	Pre 2021	2021	2022	2023	2024	2025	2026	2027	2028	2029	2030	2031-45
Construction	4,680	360	180	180	180	180	180	180	180	180	180	180	2,520
Internal Resources/Staffing	20	20											
Total: Expenses	4,700	380	180	180	180	180	180	180	180	180	180	180	2,520
Net Cost	4,700	380	180	180	180	180	180	180	180	180	180	180	2,520
Financing Sources (000's)	Total	Pre 2021	2021	2022	2023	2024	2025	2026	2027	2028	2029	2030	2031-45
From Operating Fund	360	180	180										
HRPI Dividend	200	200											
Total: Financing Sources	560	380	180										
Funding Required	4,140	0	0	180	180	180	180	180	180	180	180	180	2,520

Operating Budget Impact:	2021	2022	2023 Onward
Costs(Savings) (000's)			
Staffing Impacts (F.T.E)			

Project Rating Attributes	Weight	Rating	Weighted Rank
Contractual/Legislated Obligations	46.00	0-0	
Health and Safety	16.00	0-0	
Operating Budget/Financial Impact	9.00	0-0	
Strategic Direction (Dominant Project Theme)	29.00	0-1	
Total			

**CITY OF HAMILTON
2021-2045 CAPITAL BUDGET PROJECT DETAIL SHEET**

Division/Department: Roads - Public Works Tax Funded
Project Name: Council Priority - Ward 3 Minor Rehabilitation

Project ID: 4031911603

Category: Rehabilitation Project
Ward(s): 3

Objective:
Pursuant to Council's priorities to be identified, the proposed funding allocation shall be allocated to pavement and concrete maintenance and/or minor road rehabilitation. The proposed funding allocation shall be used to maintain and resolve the needs of our roadways currently falling outside current prioritization methods.

Start Date: 2019
Completion Date: Ongoing
Status: Block
Tangible Capital Asset: Yes
Capital Budget Initiation: 2019
Program Type: Council Priority

Expenses (000's)	Total	Pre 2021	2021	2022	2023	2024	2025	2026	2027	2028	2029	2030	2031-45
Construction	4,680	360	180	180	180	180	180	180	180	180	180	180	2,520
Internal Resources/Staffing	20	20											
Total: Expenses	4,700	380	180	180	180	180	180	180	180	180	180	180	2,520
Net Cost	4,700	380	180	180	180	180	180	180	180	180	180	180	2,520
Financing Sources (000's)	Total	Pre 2021	2021	2022	2023	2024	2025	2026	2027	2028	2029	2030	2031-45
From Operating Fund	360	180	180										
HRPI Dividend	200	200											
Total: Financing Sources	560	380	180										
Funding Required	4,140	0	0	180	180	180	180	180	180	180	180	180	2,520

Operating Budget Impact:	2021	2022	2023 Onward
Costs(Savings) (000's)			
Staffing Impacts (F.T.E)			

Project Rating Attributes	Weight	Rating	Weighted Rank
Contractual/Legislated Obligations	46.00	0-0	
Health and Safety	16.00	0-0	
Operating Budget/Financial Impact	9.00	0-0	
Strategic Direction (Dominant Project Theme)	29.00	0-1	
Total			

**CITY OF HAMILTON
2021-2045 CAPITAL BUDGET PROJECT DETAIL SHEET**

Division/Department: Roads - Public Works Tax Funded
Project Name: Council Priority - Ward 4 Minor Rehabilitation

Project ID: 4031911604

Category: Rehabilitation Project
Ward(s): 4

Objective:

Pursuant to Council's priorities to be identified, the proposed funding allocation shall be allocated to pavement and concrete maintenance and/or minor road rehabilitation. The proposed funding allocation shall be used to maintain and resolve the needs of our roadways currently falling outside current prioritization methods.

Start Date: 2019
Completion Date: Ongoing
Status: Block
Tangible Capital Asset: Yes
Capital Budget Initiation: 2019
Program Type: Council Priority

Expenses (000's)	Total	Pre 2021	2021	2022	2023	2024	2025	2026	2027	2028	2029	2030	2031-45
Construction	4,680	360	180	180	180	180	180	180	180	180	180	180	2,520
Internal Resources/Staffing	20	20											
Total: Expenses	4,700	380	180	180	180	180	180	180	180	180	180	180	2,520
Net Cost	4,700	380	180	180	180	180	180	180	180	180	180	180	2,520
Financing Sources (000's)	Total	Pre 2021	2021	2022	2023	2024	2025	2026	2027	2028	2029	2030	2031-45
From Operating Fund	360	180	180										
HRPI Dividend	200	200											
Total: Financing Sources	560	380	180										
Funding Required	4,140	0	0	180	180	180	180	180	180	180	180	180	2,520

Operating Budget Impact:	2021	2022	2023 Onward
Costs(Savings) (000's)			
Staffing Impacts (F.T.E)			

Project Rating Attributes	Weight	Rating	Weighted Rank
Contractual/Legislated Obligations	46.00	0-0	
Health and Safety	16.00	0-0	
Operating Budget/Financial Impact	9.00	0-0	
Strategic Direction (Dominant Project Theme)	29.00	0-1	
Total			

**CITY OF HAMILTON
2021-2045 CAPITAL BUDGET PROJECT DETAIL SHEET**

Division/Department: Roads - Public Works Tax Funded
Project Name: Council Priority - Ward 5 Minor Rehabilitation

Project ID: 4031911605

Category: Rehabilitation Project
Ward(s): 5

Objective:
Pursuant to Council's priorities to be identified, the proposed funding allocation shall be allocated to pavement and concrete maintenance and/or minor road rehabilitation. The proposed funding allocation shall be used to maintain and resolve the needs of our roadways currently falling outside current prioritization methods.

Start Date: 2019
Completion Date: Ongoing
Status: Block
Tangible Capital Asset: Yes
Capital Budget Initiation: 2019
Program Type: Council Priority

2019 scope includes: New concrete sidewalk installation on Warrington St, south side only, from entrance to "Smart! Centres" shopping complex to Lake Ave N (\$180K)

Expenses (000's)	Total	Pre 2021	2021	2022	2023	2024	2025	2026	2027	2028	2029	2030	2031-45
Construction	4,680	360	180	180	180	180	180	180	180	180	180	180	2,520
Internal Resources/Staffing	20	20											
Total: Expenses	4,700	380	180	180	180	180	180	180	180	180	180	180	2,520

Net Cost	4,700	380	180	180	180	180	180	180	180	180	180	180	2,520
-----------------	--------------	------------	------------	------------	------------	------------	------------	------------	------------	------------	------------	------------	--------------

Financing Sources (000's)	Total	Pre 2021	2021	2022	2023	2024	2025	2026	2027	2028	2029	2030	2031-45
From Operating Fund	360	180	180										
HRPI Dividend	200	200											
Total: Financing Sources	560	380	180										

Funding Required	4,140	0	0	180	180	180	180	180	180	180	180	180	2,520
-------------------------	--------------	----------	----------	------------	------------	------------	------------	------------	------------	------------	------------	------------	--------------

Operating Budget Impact:	2021	2022	2023 Onward
Costs(Savings) (000's)			
Staffing Impacts (F.T.E)			

Project Rating Attributes	Weight	Rating	Weighted Rank
Contractual/Legislated Obligations	46.00	0-0	
Health and Safety	16.00	0-0	
Operating Budget/Financial Impact	9.00	0-0	
Strategic Direction (Dominant Project Theme)	29.00	0-1	
Total			

**CITY OF HAMILTON
2021-2045 CAPITAL BUDGET PROJECT DETAIL SHEET**

Division/Department: Roads - Public Works Tax Funded
Project Name: Council Priority - Ward 6 Minor Rehabilitation

Project ID: 4031911606

Category: Rehabilitation Project
Ward(s): 6

Objective:
Pursuant to Council's priorities to be identified, the proposed funding allocation shall be allocated to pavement and concrete maintenance and/or minor road rehabilitation. The proposed funding allocation shall be used to maintain and resolve the needs of our roadways currently falling outside current prioritization methods.

Start Date: 2019
Completion Date: Ongoing
Status: Block
Tangible Capital Asset: Yes
Capital Budget Initiation: 2019
Program Type: Council Priority

Expenses (000's)	Total	Pre 2021	2021	2022	2023	2024	2025	2026	2027	2028	2029	2030	2031-45
Construction	4,680	360	180	180	180	180	180	180	180	180	180	180	2,520
Internal Resources/Staffing	20	20											
Total: Expenses	4,700	380	180	180	180	180	180	180	180	180	180	180	2,520
Net Cost	4,700	380	180	180	180	180	180	180	180	180	180	180	2,520
Financing Sources (000's)	Total	Pre 2021	2021	2022	2023	2024	2025	2026	2027	2028	2029	2030	2031-45
From Operating Fund	360	180	180										
HRPI Dividend	200	200											
Total: Financing Sources	560	380	180										
Funding Required	4,140	0	0	180	180	180	180	180	180	180	180	180	2,520

Operating Budget Impact:	2021	2022	2023 Onward
Costs(Savings) (000's)			
Staffing Impacts (F.T.E)			

Project Rating Attributes	Weight	Rating	Weighted Rank
Contractual/Legislated Obligations	46.00	0-0	
Health and Safety	16.00	0-0	
Operating Budget/Financial Impact	9.00	0-0	
Strategic Direction (Dominant Project Theme)	29.00	0-1	
Total			

**CITY OF HAMILTON
2021-2045 CAPITAL BUDGET PROJECT DETAIL SHEET**

Division/Department: Roads - Public Works Tax Funded
Project Name: Council Priority - Ward 7 Minor Rehabilitation

Project ID: 4031911607

Category: Rehabilitation Project
Ward(s): 7

Objective:
Pursuant to Council's priorities to be identified, the proposed funding allocation shall be allocated to pavement and concrete maintenance and/or minor road rehabilitation. The proposed funding allocation shall be used to maintain and resolve the needs of our roadways currently falling outside current prioritization methods.

Start Date: 2019
Completion Date: Ongoing
Status: Block
Tangible Capital Asset: Yes
Capital Budget Initiation: 2019
Program Type: Council Priority

Expenses (000's)	Total	Pre 2021	2021	2022	2023	2024	2025	2026	2027	2028	2029	2030	2031-45
Construction	4,680	360	180	180	180	180	180	180	180	180	180	180	2,520
Internal Resources/Staffing	20	20											
Total: Expenses	4,700	380	180	180	180	180	180	180	180	180	180	180	2,520
Net Cost	4,700	380	180	180	180	180	180	180	180	180	180	180	2,520
Financing Sources (000's)	Total	Pre 2021	2021	2022	2023	2024	2025	2026	2027	2028	2029	2030	2031-45
From Operating Fund	360	180	180										
HRPI Dividend	200	200											
Total: Financing Sources	560	380	180										
Funding Required	4,140	0	0	180	180	180	180	180	180	180	180	180	2,520

Operating Budget Impact:	2021	2022	2023 Onward
Costs(Savings) (000's)			
Staffing Impacts (F.T.E)			

Project Rating Attributes	Weight	Rating	Weighted Rank
Contractual/Legislated Obligations	46.00	0-0	
Health and Safety	16.00	0-0	
Operating Budget/Financial Impact	9.00	0-0	
Strategic Direction (Dominant Project Theme)	29.00	0-1	
Total			

**CITY OF HAMILTON
2021-2045 CAPITAL BUDGET PROJECT DETAIL SHEET**

Division/Department: Roads - Public Works Tax Funded
Project Name: Council Priority - Ward 8 Minor Rehabilitation

Project ID: 4031911608

Category: Rehabilitation Project
Ward(s): 8

Objective:
Pursuant to Council's priorities to be identified, the proposed funding allocation shall be allocated to pavement and concrete maintenance and/or minor road rehabilitation. The proposed funding allocation shall be used to maintain and resolve the needs of our roadways currently falling outside current prioritization methods.

Start Date: 2019
Completion Date: Ongoing
Status: Block
Tangible Capital Asset: Yes
Capital Budget Initiation: 2019
Program Type: Council Priority

Expenses (000's)	Total	Pre 2021	2021	2022	2023	2024	2025	2026	2027	2028	2029	2030	2031-45
Construction	4,680	360	180	180	180	180	180	180	180	180	180	180	2,520
Internal Resources/Staffing	20	20											
Total: Expenses	4,700	380	180	180	180	180	180	180	180	180	180	180	2,520
Net Cost	4,700	380	180	180	180	180	180	180	180	180	180	180	2,520
Financing Sources (000's)	Total	Pre 2021	2021	2022	2023	2024	2025	2026	2027	2028	2029	2030	2031-45
From Operating Fund	360	180	180										
HRPI Dividend	200	200											
Total: Financing Sources	560	380	180										
Funding Required	4,140	0	0	180	180	180	180	180	180	180	180	180	2,520

Operating Budget Impact:	2021	2022	2023 Onward
Costs(Savings) (000's)			
Staffing Impacts (F.T.E)			

Project Rating Attributes	Weight	Rating	Weighted Rank
Contractual/Legislated Obligations	46.00	0-0	
Health and Safety	16.00	0-0	
Operating Budget/Financial Impact	9.00	0-0	
Strategic Direction (Dominant Project Theme)	29.00	0-1	
Total			

**CITY OF HAMILTON
2021-2045 CAPITAL BUDGET PROJECT DETAIL SHEET**

Division/Department: Roads - Public Works Tax Funded
Project Name: Council Priority - Ward 9 Minor Rehabilitation

Project ID: 4031911609

Category: Rehabilitation Project

Ward(s): 9

Objective:

Pursuant to Council's priorities to be identified, the proposed funding allocation shall be allocated to pavement and concrete maintenance and/or minor road rehabilitation. The proposed funding allocation shall be used to maintain and resolve the needs of our roadways currently falling outside current prioritization methods.

Start Date: 2019
Completion Date: Ongoing
Status: Block
Tangible Capital Asset: Yes
Capital Budget Initiation: 2019
Program Type: Council Priority

Expenses (000's)	Total	Pre 2021	2021	2022	2023	2024	2025	2026	2027	2028	2029	2030	2031-45
Construction	4,680	360	180	180	180	180	180	180	180	180	180	180	2,520
Internal Resources/Staffing	20	20											
Total: Expenses	4,700	380	180	180	180	180	180	180	180	180	180	180	2,520
Net Cost	4,700	380	180	180	180	180	180	180	180	180	180	180	2,520
Financing Sources (000's)	Total	Pre 2021	2021	2022	2023	2024	2025	2026	2027	2028	2029	2030	2031-45
From Operating Fund	360	180	180										
HRPI Dividend	200	200											
Total: Financing Sources	560	380	180										
Funding Required	4,140	0	0	180	180	180	180	180	180	180	180	180	2,520

Operating Budget Impact:	2021	2022	2023 Onward
Costs(Savings) (000's)			
Staffing Impacts (F.T.E)			

Project Rating Attributes	Weight	Rating	Weighted Rank
Contractual/Legislated Obligations	46.00	0-0	
Health and Safety	16.00	0-0	
Operating Budget/Financial Impact	9.00	0-0	
Strategic Direction (Dominant Project Theme)	29.00	0-1	
Total			

CITY OF HAMILTON
2021-2045 CAPITAL BUDGET PROJECT DETAIL SHEET

Division/Department: Roads - Public Works Tax Funded

Project ID: 4031911610

Category: Rehabilitation Project

Project Name: Council Priority - Ward 10 Minor Rehabilitation

Ward(s): 10

Objective:

Pursuant to Council's priorities to be identified, the proposed funding allocation shall be allocated to pavement and concrete maintenance and/or minor road rehabilitation. The proposed funding allocation shall be used to maintain and resolve the needs of our roadways currently falling outside current prioritization methods.

Start Date: 2019

Completion Date: Ongoing

Status: Block

Tangible Capital Asset: Yes

Capital Budget Initiation: 2019

Program Type: Council Priority

Expenses (000's)	Total	Pre 2021	2021	2022	2023	2024	2025	2026	2027	2028	2029	2030	2031-45
Construction	4,680	360	180	180	180	180	180	180	180	180	180	180	2,520
Internal Resources/Staffing	20	20											
Total: Expenses	4,700	380	180	180	180	180	180	180	180	180	180	180	2,520
Net Cost	4,700	380	180	180	180	180	180	180	180	180	180	180	2,520
Financing Sources (000's)	Total	Pre 2021	2021	2022	2023	2024	2025	2026	2027	2028	2029	2030	2031-45
From Operating Fund	360	180	180										
HRPI Dividend	200	200											
Total: Financing Sources	560	380	180										
Funding Required	4,140	0	0	180	180	180	180	180	180	180	180	180	2,520

Operating Budget Impact:	2021	2022	2023 Onward
Costs(Savings) (000's)			
Staffing Impacts (F.T.E)			

Project Rating Attributes	Weight	Rating	Weighted Rank
Contractual/Legislated Obligations	46.00	0-0	
Health and Safety	16.00	0-0	
Operating Budget/Financial Impact	9.00	0-0	
Strategic Direction (Dominant Project Theme)	29.00	0-1	
Total			

**CITY OF HAMILTON
2021-2045 CAPITAL BUDGET PROJECT DETAIL SHEET**

Division/Department: Roads - Public Works Tax Funded

Project ID: 4031911611

Category: Rehabilitation Project

Project Name: Council Priority - Ward 11 Minor Rehabilitation

Ward(s): 11

Objective:

Pursuant to Council's priorities to be identified, the proposed funding allocation shall be allocated to pavement and concrete maintenance and/or minor road rehabilitation. The proposed funding allocation shall be used to maintain and resolve the needs of our roadways currently falling outside current prioritization methods.

Start Date: 2019

Completion Date: Ongoing

Status: Block

Tangible Capital Asset: Yes

Capital Budget Initiation: 2019

Program Type: Council Priority

Expenses (000's)	Total	Pre 2021	2021	2022	2023	2024	2025	2026	2027	2028	2029	2030	2031-45
Construction	4,680	360	180	180	180	180	180	180	180	180	180	180	2,520
Internal Resources/Staffing	20	20											
Total: Expenses	4,700	380	180	180	180	180	180	180	180	180	180	180	2,520
Net Cost	4,700	380	180	180	180	180	180	180	180	180	180	180	2,520
Financing Sources (000's)	Total	Pre 2021	2021	2022	2023	2024	2025	2026	2027	2028	2029	2030	2031-45
From Operating Fund	360	180	180										
HRPI Dividend	200	200											
Total: Financing Sources	560	380	180										
Funding Required	4,140	0	0	180	180	180	180	180	180	180	180	180	2,520

Operating Budget Impact:	2021	2022	2023 Onward
Costs(Savings) (000's)			
Staffing Impacts (F.T.E)			

Project Rating Attributes	Weight	Rating	Weighted Rank
Contractual/Legislated Obligations	46.00	0-0	
Health and Safety	16.00	0-0	
Operating Budget/Financial Impact	9.00	0-0	
Strategic Direction (Dominant Project Theme)	29.00	0-1	
Total			

**CITY OF HAMILTON
2021-2045 CAPITAL BUDGET PROJECT DETAIL SHEET**

Division/Department: Roads - Public Works Tax Funded

Project ID: 4031911612

Category: Rehabilitation Project

Project Name: Council Priority - Ward 12 Minor Rehabilitation

Ward(s): 12

Objective:

Pursuant to Council's priorities to be identified, the proposed funding allocation shall be allocated to pavement and concrete maintenance and/or minor road rehabilitation. The proposed funding allocation shall be used to maintain and resolve the needs of our roadways currently falling outside current prioritization methods.

Start Date: 2019

Completion Date: Ongoing

Status: Block

Tangible Capital Asset: Yes

Capital Budget Initiation: 2019

Program Type: Council Priority

Expenses (000's)	Total	Pre 2021	2021	2022	2023	2024	2025	2026	2027	2028	2029	2030	2031-45
Construction	4,680	360	180	180	180	180	180	180	180	180	180	180	2,520
Internal Resources/Staffing	20	20											
Total: Expenses	4,700	380	180	180	180	180	180	180	180	180	180	180	2,520

Net Cost	4,700	380	180	180	180	180	180	180	180	180	180	180	2,520
-----------------	--------------	------------	------------	------------	------------	------------	------------	------------	------------	------------	------------	------------	--------------

Financing Sources (000's)	Total	Pre 2021	2021	2022	2023	2024	2025	2026	2027	2028	2029	2030	2031-45
From Operating Fund	360	180	180										
HRPI Dividend	200	200											
Total: Financing Sources	560	380	180										

Funding Required	4,140	0	0	180	180	180	180	180	180	180	180	180	2,520
-------------------------	--------------	----------	----------	------------	------------	------------	------------	------------	------------	------------	------------	------------	--------------

Operating Budget Impact:	2021	2022	2023 Onward
Costs(Savings) (000's)			
Staffing Impacts (F.T.E)			

Project Rating Attributes	Weight	Rating	Weighted Rank
Contractual/Legislated Obligations	46.00	0-0	
Health and Safety	16.00	0-0	
Operating Budget/Financial Impact	9.00	0-0	
Strategic Direction (Dominant Project Theme)	29.00	0-1	
Total			

**CITY OF HAMILTON
2021-2045 CAPITAL BUDGET PROJECT DETAIL SHEET**

Division/Department: Roads - Public Works Tax Funded

Project ID: 4031911613

Category: Rehabilitation Project

Project Name: Council Priority - Ward 13 Minor Rehabilitation

Ward(s): 13

Objective:

Pursuant to Council's priorities to be identified, the proposed funding allocation shall be allocated to pavement and concrete maintenance and/or minor road rehabilitation. The proposed funding allocation shall be used to maintain and resolve the needs of our roadways currently falling outside current prioritization methods.

Start Date: 2019

Completion Date: Ongoing

Status: Block

Tangible Capital Asset: Yes

Capital Budget Initiation: 2019

Program Type: Council Priority

Expenses (000's)	Total	Pre 2021	2021	2022	2023	2024	2025	2026	2027	2028	2029	2030	2031-45
Construction	4,680	360	180	180	180	180	180	180	180	180	180	180	2,520
Internal Resources/Staffing	20	20											
Total: Expenses	4,700	380	180	180	180	180	180	180	180	180	180	180	2,520
Net Cost	4,700	380	180	180	180	180	180	180	180	180	180	180	2,520
Financing Sources (000's)	Total	Pre 2021	2021	2022	2023	2024	2025	2026	2027	2028	2029	2030	2031-45
From Operating Fund	360	180	180										
HRPI Dividend	200	200											
Total: Financing Sources	560	380	180										
Funding Required	4,140	0	0	180	180	180	180	180	180	180	180	180	2,520

Operating Budget Impact:	2021	2022	2023 Onward
Costs(Savings) (000's)			
Staffing Impacts (F.T.E)			

Project Rating Attributes	Weight	Rating	Weighted Rank
Contractual/Legislated Obligations	46.00	0-0	
Health and Safety	16.00	0-0	
Operating Budget/Financial Impact	9.00	0-0	
Strategic Direction (Dominant Project Theme)	29.00	0-1	
Total			

**CITY OF HAMILTON
2021-2045 CAPITAL BUDGET PROJECT DETAIL SHEET**

Division/Department: Roads - Public Works Tax Funded

Project ID: 4031911614

Category: Rehabilitation Project

Project Name: Council Priority - Ward 14 Minor Rehabilitation

Ward(s): 14

Objective:

Pursuant to Council's priorities to be identified, the proposed funding allocation shall be allocated to pavement and concrete maintenance and/or minor road rehabilitation. The proposed funding allocation shall be used to maintain and resolve the needs of our roadways currently falling outside current prioritization methods.

Start Date: 2019

Completion Date: Ongoing

Status: Block

Tangible Capital Asset: Yes

Capital Budget Initiation: 2019

Program Type: Council Priority

Expenses (000's)	Total	Pre 2021	2021	2022	2023	2024	2025	2026	2027	2028	2029	2030	2031-45
Construction	4,680	360	180	180	180	180	180	180	180	180	180	180	2,520
Internal Resources/Staffing	20	20											
Total: Expenses	4,700	380	180	180	180	180	180	180	180	180	180	180	2,520
Net Cost	4,700	380	180	180	180	180	180	180	180	180	180	180	2,520
Financing Sources (000's)	Total	Pre 2021	2021	2022	2023	2024	2025	2026	2027	2028	2029	2030	2031-45
From Operating Fund	360	180	180										
HRPI Dividend	200	200											
Total: Financing Sources	560	380	180										
Funding Required	4,140	0	0	180	180	180	180	180	180	180	180	180	2,520

Operating Budget Impact:	2021	2022	2023 Onward
Costs(Savings) (000's)			
Staffing Impacts (F.T.E)			

Project Rating Attributes	Weight	Rating	Weighted Rank
Contractual/Legislated Obligations	46.00	0-0	
Health and Safety	16.00	0-0	
Operating Budget/Financial Impact	9.00	0-0	
Strategic Direction (Dominant Project Theme)	29.00	0-1	
Total			

**CITY OF HAMILTON
2021-2045 CAPITAL BUDGET PROJECT DETAIL SHEET**

Division/Department: Roads - Public Works Tax Funded

Project ID: 4031911615

Category: Rehabilitation Project

Project Name: Council Priority - Ward 15 Minor Rehabilitation

Ward(s): 15

Objective:

Pursuant to Council's priorities to be identified, the proposed funding allocation shall be allocated to pavement and concrete maintenance and/or minor road rehabilitation. The proposed funding allocation shall be used to maintain and resolve the needs of our roadways currently falling outside current prioritization methods.

Start Date: 2019

Completion Date: Ongoing

Status: Block

Tangible Capital Asset: Yes

Capital Budget Initiation: 2019

Program Type: Council Priority

Expenses (000's)	Total	Pre 2021	2021	2022	2023	2024	2025	2026	2027	2028	2029	2030	2031-45
Construction	4,680	360	180	180	180	180	180	180	180	180	180	180	2,520
Internal Resources/Staffing	20	20											
Total: Expenses	4,700	380	180	180	180	180	180	180	180	180	180	180	2,520

Net Cost	4,700	380	180	180	180	180	180	180	180	180	180	180	2,520
-----------------	--------------	------------	------------	------------	------------	------------	------------	------------	------------	------------	------------	------------	--------------

Financing Sources (000's)	Total	Pre 2021	2021	2022	2023	2024	2025	2026	2027	2028	2029	2030	2031-45
From Operating Fund	360	180	180										
HRPI Dividend	200	200											
Total: Financing Sources	560	380	180										

Funding Required	4,140	0	0	180	180	180	180	180	180	180	180	180	2,520
-------------------------	--------------	----------	----------	------------	------------	------------	------------	------------	------------	------------	------------	------------	--------------

Operating Budget Impact:	2021	2022	2023 Onward
Costs(Savings) (000's)			
Staffing Impacts (F.T.E)			

Project Rating Attributes	Weight	Rating	Weighted Rank
Contractual/Legislated Obligations	46.00	0-0	
Health and Safety	16.00	0-0	
Operating Budget/Financial Impact	9.00	0-0	
Strategic Direction (Dominant Project Theme)	29.00	0-1	
Total			

**CITY OF HAMILTON
2021-2045 CAPITAL BUDGET PROJECT DETAIL SHEET**

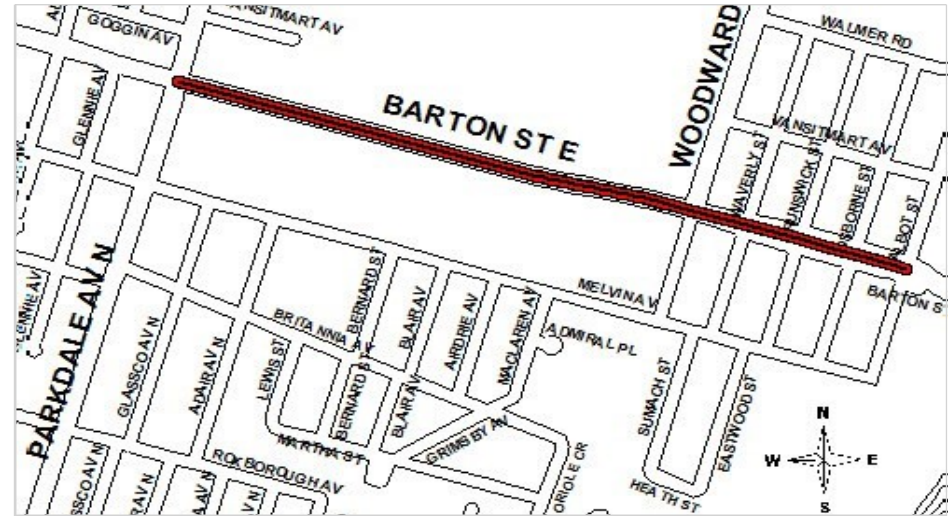
Division/Department: Roads - Public Works Tax Funded
Project Name: Barton - Parkdale to Talbot

Project ID: 4031919110

Category: Coordinated - Replacement Projects
Ward(s): 4

Operating Budget Impact:	2021	2022	2023 Onward
Costs(Savings) (000's)			
Staffing Impacts (F.T.E)			

Project Rating Attributes	Weight	Rating	Weighted Rank
Contractual/Legislated Obligations	46.00	0-0	
Health and Safety	16.00	0-0	
Operating Budget/Financial Impact	9.00	0-0	
Strategic Direction (Dominant Project Theme)	29.00	0-1	
Total			



**CITY OF HAMILTON
2021-2045 CAPITAL BUDGET PROJECT DETAIL SHEET**

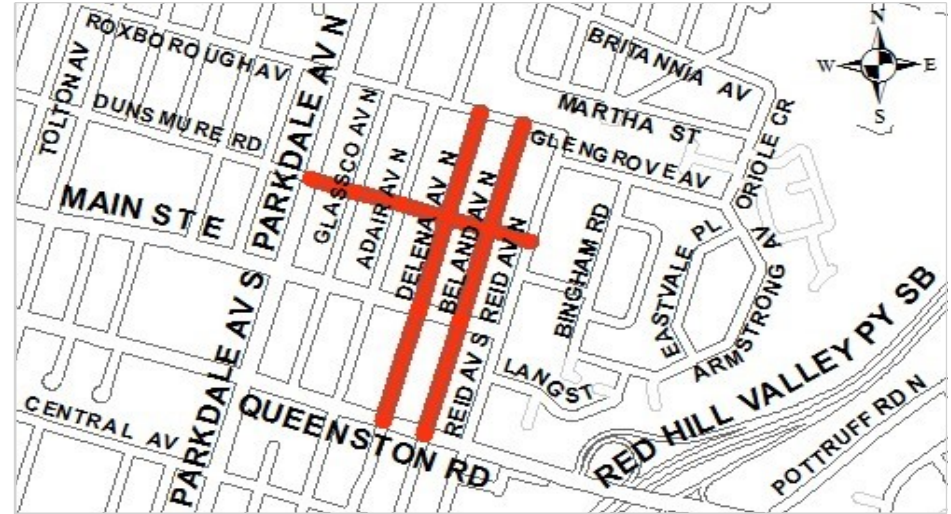
Division/Department: Roads - Public Works Tax Funded
Project Name: Delena / Beland / Dunsmore

Project ID: 4031919115

Category: Coordinated - Replacement Projects
Ward(s): 4

Operating Budget Impact:	2021	2022	2023 Onward
Costs(Savings) (000's)			
Staffing Impacts (F.T.E)			

Project Rating Attributes	Weight	Rating	Weighted Rank
Contractual/Legislated Obligations	46.00	0-0	
Health and Safety	16.00	0-0	
Operating Budget/Financial Impact	9.00	0-0	
Strategic Direction (Dominant Project Theme)	29.00	0-1	
Total			



**CITY OF HAMILTON
2021-2045 CAPITAL BUDGET PROJECT DETAIL SHEET**

Division/Department: Roads - Public Works Tax Funded

Project ID: 4031919119

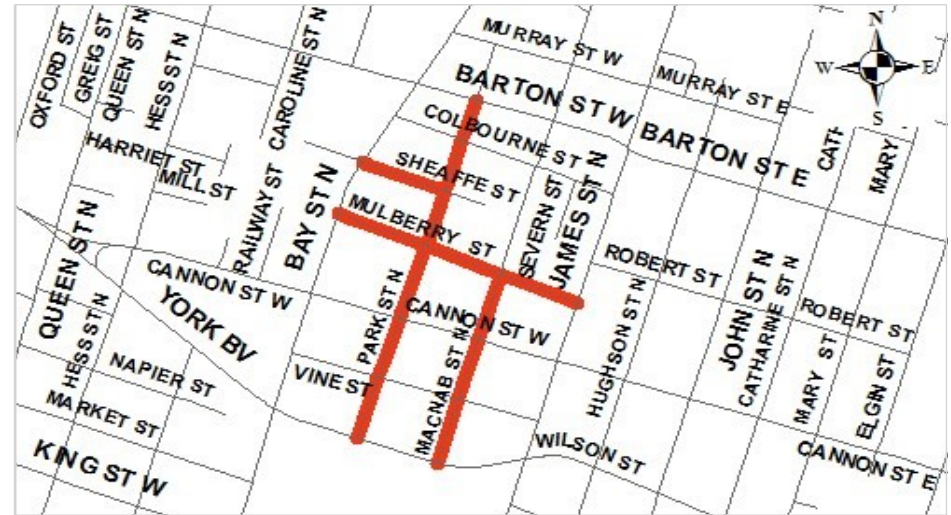
Category: Coordinated - Replacement Projects

Project Name: Sheaffe / Park / Mulberry (Central Neighbourhood (North))

Ward(s): 2

Operating Budget Impact:	2021	2022	2023 Onward
Costs(Savings) (000's)			
Staffing Impacts (F.T.E)			

Project Rating Attributes	Weight	Rating	Weighted Rank
Contractual/Legislated Obligations	46.00	0-0	
Health and Safety	16.00	0-0	
Operating Budget/Financial Impact	9.00	0-0	
Strategic Direction (Dominant Project Theme)	29.00	0-1	
Total			



**CITY OF HAMILTON
2021-2045 CAPITAL BUDGET PROJECT DETAIL SHEET**

Division/Department: Roads - Public Works Tax Funded
Project Name: Complete Liveable Better Streets Manual

Project ID: 4031955916

Category: Transportation Planning
Ward(s): City Wide

Objective:
Following the approval of the City-Wide Transportation Master Plan (2017) prepare the Complete Liveable Better Streets Manual for designing and construction of future roadways in the City.

Start Date: 2019
Completion Date: 2021
Status: Block
Tangible Capital Asset: No
Capital Budget Initiation: 2018
Program Type: Technical Studies &

Expenses (000's)	Total	Pre 2021	2021	2022	2023	2024	2025	2026	2027	2028	2029	2030	2031-45
Consultant	300	250	50										
Total: Expenses	300	250	50										

Net Cost	300	250	50	0	0	0	0	0	0	0	0	0	0
-----------------	------------	------------	-----------	----------	----------	----------	----------	----------	----------	----------	----------	----------	----------

Financing Sources (000's)	Total	Pre 2021	2021	2022	2023	2024	2025	2026	2027	2028	2029	2030	2031-45
From Operating Fund	300	250	50										
Total: Financing Sources	300	250	50										

Funding Required	0	0	0	0	0	0	0	0	0	0	0	0	0
-------------------------	----------	----------	----------	----------	----------	----------	----------	----------	----------	----------	----------	----------	----------

Operating Budget Impact:	2021	2022	2023 Onward
Costs(Savings) (000's)			
Staffing Impacts (F.T.E)			

Project Rating Attributes	Weight	Rating	Weighted Rank
Contractual/Legislated Obligations	46.00	0-0	
Health and Safety	16.00	0-0	
Operating Budget/Financial Impact	9.00	0-0	
Strategic Direction (Dominant Project Theme)	29.00	0-1	
Total			

CITY OF HAMILTON
2021-2045 CAPITAL BUDGET PROJECT DETAIL SHEET

Division/Department: Roads - Public Works Tax Funded

Project ID: 4031957944

Category: Technical Services Projects

Project Name: PW Asset Management (PW-AM) System Implementation - CASH FLOW

Ward(s): City Wide

Objective:

This project focuses on implementing an optimized number of asset management system(s) for use by all divisions within Public Works. Following a positive outcome from Phase 1 of this project, Phase 2 (detailed review, business case & approvals) and Phase 3 (Project team setup & implementation) will commence in 2019. Note: Phase 1 = evaluation of current business & functional requirements, fit-gap analysis, summary of potential scenarios and initial business case. Phase 2 was approved Q2 2019; Council approval of Phase 3 is expected Q4 2019. See report PW19035 FCS19040 for estimated cost savings.

Start Date: 2019

Completion Date: 2024

Status: Block

Tangible Capital Asset: Yes

Capital Budget Initiation: 2019

Program Type: Computer Technology

Expenses (000's)	Total	Pre 2021	2021	2022	2023	2024	2025	2026	2027	2028	2029	2030	2031-45
Consultant	1,220	870	110	110	110	20							
Other Capital Expenditures	5,310	880	1,200	1,300	1,650	280							
Total: Expenses	6,530	1,750	1,310	1,410	1,760	300							
Net Cost	6,530	1,750	1,310	1,410	1,760	300	0	0	0	0	0	0	0
Financing Sources (000's)	Total	Pre 2021	2021	2022	2023	2024	2025	2026	2027	2028	2029	2030	2031-45
From Operating Fund	3,060	1,750	1,310										
Total: Financing Sources	3,060	1,750	1,310										
Funding Required	3,470	0	0	1,410	1,760	300	0	0	0	0	0	0	0

Operating Budget Impact:	2021	2022	2023 Onward
Costs(Savings) (000's)			
Staffing Impacts (F.T.E)			

Project Rating Attributes	Weight	Rating	Weighted Rank
Contractual/Legislated Obligations	46.00	0-0	
Health and Safety	16.00	0-0	
Operating Budget/Financial Impact	9.00	0-0	
Strategic Direction (Dominant Project Theme)	29.00	0-1	
Total			

**CITY OF HAMILTON
2021-2045 CAPITAL BUDGET PROJECT DETAIL SHEET**

Division/Department: Roads - Public Works Tax Funded

Project ID: 4032011024

Category: Structures

Project Name: Fifty Road Escarpment Access - Retaining Walls

Ward(s): 10

Objective:
Maintaining six retaining wall infrastructure assets along the Fitty Road escarpment crossing at optimal levels of service.

Start Date: 2020
Completion Date: 2022
Status: Block
Tangible Capital Asset: Yes
Capital Budget Initiation: 2016
Program Type: Retaining Wall

Expenses (000's)	Total	Pre 2021	2021	2022	2023	2024	2025	2026	2027	2028	2029	2030	2031-45
Construction	2,100			2,100									
Consultant	140	140											
Design	150		150										
Total: Expenses	2,390	140	150	2,100									

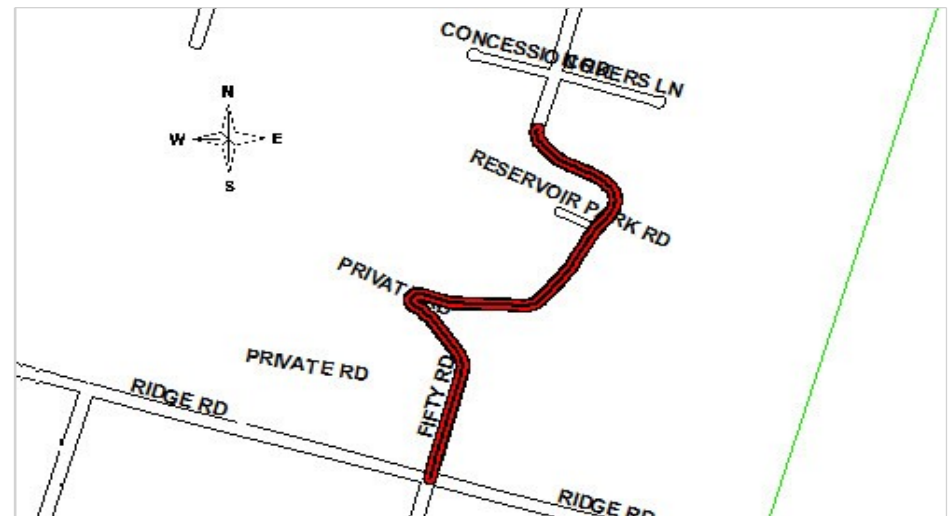
Net Cost	2,390	140	150	2,100	0	0	0	0	0	0	0	0	0
-----------------	--------------	------------	------------	--------------	----------	----------	----------	----------	----------	----------	----------	----------	----------

Financing Sources (000's)	Total	Pre 2021	2021	2022	2023	2024	2025	2026	2027	2028	2029	2030	2031-45
Federal Gas Tax	150		150										
From Operating Fund	140	140											
Total: Financing Sources	290	140	150										

Funding Required	2,100	0	0	2,100	0	0	0	0	0	0	0	0	0
-------------------------	--------------	----------	----------	--------------	----------	----------	----------	----------	----------	----------	----------	----------	----------

Operating Budget Impact:	2021	2022	2023 Onward
Costs(Savings) (000's)			
Staffing Impacts (F.T.E)			

Project Rating Attributes	Weight	Rating	Weighted Rank
Contractual/Legislated Obligations	46.00	0-0	
Health and Safety	16.00	0-0	
Operating Budget/Financial Impact	9.00	0-0	
Strategic Direction (Dominant Project Theme)	29.00	0-1	
Total			



CITY OF HAMILTON 2021-2045 CAPITAL BUDGET PROJECT DETAIL SHEET

Division/Department: Roads - Public Works Tax Funded
Project Name: Mud - Paramount to Upper Centennial Parkway

Project ID: 4032011026

Category: Rehabilitation Project
Ward(s): 9

Objective:
The roadway has become surface deficient and is in need of rehabilitation strategies such as resurfacing and base repairs to improve rideability and public safety. This is intended to improve related levels of service while preserving the asset from further deterioration and reducing ongoing maintenance costs. Condition assessment of subsurface appurtenances are completed and cleared.

Start Date: 2020
Completion Date: 2021
Status: Block
Tangible Capital Asset: Yes
Capital Budget Initiation: 2005
Program Type: Urban Rehabilitation

Expenses (000's)	Total	Pre 2021	2021	2022	2023	2024	2025	2026	2027	2028	2029	2030	2031-45
Construction	3,410	2,610	800										
Total: Expenses	3,410	2,610	800										
Net Cost	3,410	2,610	800	0	0	0	0	0	0	0	0	0	0
Financing Sources (000's)	Total	Pre 2021	2021	2022	2023	2024	2025	2026	2027	2028	2029	2030	2031-45
Federal Gas Tax	500		500										
From Operating Fund	300		300										
Total: Financing Sources	800		800										
Funding Required	2,610	2,610	0	0	0	0	0	0	0	0	0	0	0

Operating Budget Impact:	2021	2022	2023 Onward
Costs(Savings) (000's)			
Staffing Impacts (F.T.E)			

Project Rating Attributes	Weight	Rating	Weighted Rank
Contractual/Legislated Obligations	46.00	0-0	
Health and Safety	16.00	0-0	
Operating Budget/Financial Impact	9.00	0-0	
Strategic Direction (Dominant Project Theme)	29.00	0-1	
Total			



**CITY OF HAMILTON
2021-2045 CAPITAL BUDGET PROJECT DETAIL SHEET**

Division/Department: Roads - Public Works Tax Funded
Project Name: Southcote - Garner to Highway 403 Bridge

Project ID: 4032011028

Category: Coordinated - Network Extension Projects
Ward(s): 12

Operating Budget Impact:	2021	2022	2023 Onward
Costs(Savings) (000's)		38.0	
Staffing Impacts (F.T.E)			.2

Project Rating Attributes	Weight	Rating	Weighted Rank
Contractual/Legislated Obligations	46.00	0-0	
Health and Safety	16.00	0-0	
Operating Budget/Financial Impact	9.00	0-0	
Strategic Direction (Dominant Project Theme)	29.00	0-1	
Total			



CITY OF HAMILTON 2021-2045 CAPITAL BUDGET PROJECT DETAIL SHEET

Division/Department: Roads - Public Works Tax Funded
Project Name: LINC Rehabilitation - Asphalt Repair

Project ID: 4032011045

Category: Rehabilitation Project
Ward(s): 6, 7, 8, 12, 14

Objective:

The roadway has become surface deficient and is in need of resurfacing maintenance activities. This is intended to improve the the level-of-service while also preserving the asset from further deterioration. Condition assessment of subsurface appurtenances are completed and cleared.

Start Date: 2020
Completion Date: 2030
Status: Block
Tangible Capital Asset: Yes
Capital Budget Initiation: 2016
Program Type: Urban Rehabilitation

Expenses (000's)	Total	Pre 2021	2021	2022	2023	2024	2025	2026	2027	2028	2029	2030	2031-45
Construction	50,900	2,700	1,200	1,500	1,500	2,000	2,000	2,000	2,000	2,000	2,000	2,000	30,000
Total: Expenses	50,900	2,700	1,200	1,500	1,500	2,000	2,000	2,000	2,000	2,000	2,000	2,000	30,000

Revenues (000's)	Total	Pre 2021	2021	2022	2023	2024	2025	2026	2027	2028	2029	2030	2031-45
From WIP Reserves	2,700	2,700											
Total: Revenues	2,700	2,700											

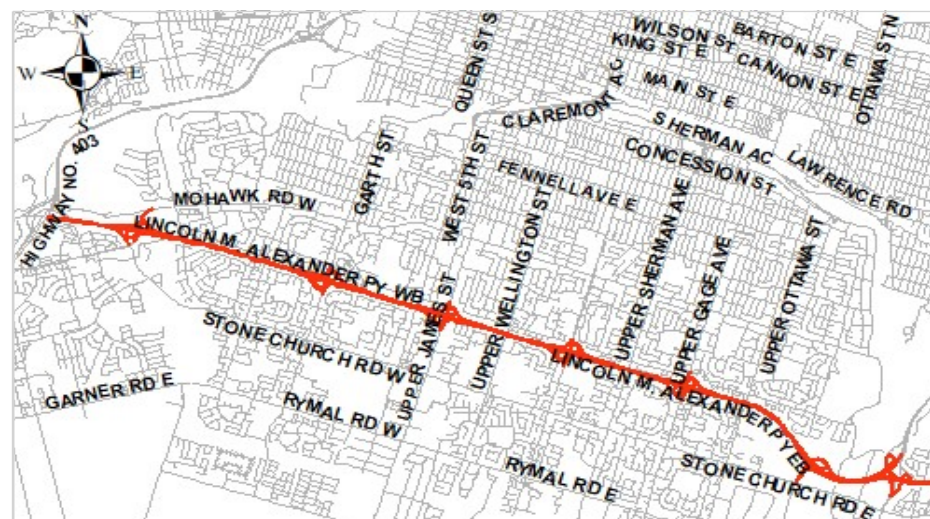
Net Cost	48,200	0	1,200	1,500	1,500	2,000	2,000	2,000	2,000	2,000	2,000	2,000	30,000
----------	--------	---	-------	-------	-------	-------	-------	-------	-------	-------	-------	-------	--------

Financing Sources (000's)	Total	Pre 2021	2021	2022	2023	2024	2025	2026	2027	2028	2029	2030	2031-45
Federal Gas Tax	1,200		1,200										
Total: Financing Sources	1,200		1,200										

Funding Required	47,000	0	0	1,500	1,500	2,000	2,000	2,000	2,000	2,000	2,000	2,000	30,000
------------------	--------	---	---	-------	-------	-------	-------	-------	-------	-------	-------	-------	--------

Operating Budget Impact:	2021	2022	2023 Onward
Costs(Savings) (000's)			
Staffing Impacts (F.T.E)			

Project Rating Attributes	Weight	Rating	Weighted Rank
Contractual/Legislated Obligations	46.00	0-0	
Health and Safety	16.00	0-0	
Operating Budget/Financial Impact	9.00	0-0	
Strategic Direction (Dominant Project Theme)	29.00	0-1	
Total			



**CITY OF HAMILTON
2021-2045 CAPITAL BUDGET PROJECT DETAIL SHEET**

Division/Department: Roads - Public Works Tax Funded
Project Name: Bicycle Infrastructure Upgrades

Project ID: 4032017050

Category: Mobility Projects
Ward(s): 1, 3, 5, 8, 14

Objective:

To upgrade existing bicycle infrastructure with improved protection measures for cycle tracks and at intersections at strategic locations. Consulting assignment to identify specific upgrades for 2021 to 2025. Removal of existing rubber curbing and replacement with drainage friendly parking curbing and other similar measures along Bay Street, John Street and Cannon Street. Introduction of intersection upgrades and protection measures at strategic locations along Herkimer Ave., Charlton St., Maplewood Ave., York Blvd, King St. W., Sterling St., Stone Church Rd.

Start Date: 2020
Completion Date: 2024
Status: Block
Tangible Capital Asset: No
Capital Budget Initiation: 2020
Program Type: Transportation Systems

Expenses (000's)	Total	Pre 2021	2021	2022	2023	2024	2025	2026	2027	2028	2029	2030	2031-45
Construction	620	130	130	130	130	100							
Design	40		40										
Total: Expenses	660	130	170	130	130	100							

Net Cost	660	130	170	130	130	100	0	0	0	0	0	0	0
-----------------	------------	------------	------------	------------	------------	------------	----------	----------	----------	----------	----------	----------	----------

Financing Sources (000's)	Total	Pre 2021	2021	2022	2023	2024	2025	2026	2027	2028	2029	2030	2031-45
Federal Gas Tax	170		170										
From Operating Fund	130	130											
Total: Financing Sources	300	130	170										

Funding Required	360	0	0	130	130	100	0	0	0	0	0	0	0
-------------------------	------------	----------	----------	------------	------------	------------	----------	----------	----------	----------	----------	----------	----------

Operating Budget Impact:	2021	2022	2023 Onward
Costs(Savings) (000's)			
Staffing Impacts (F.T.E)			

Project Rating Attributes	Weight	Rating	Weighted Rank
Contractual/Legislated Obligations	46.00	0-0	
Health and Safety	16.00	0-0	
Operating Budget/Financial Impact	9.00	0-0	
Strategic Direction (Dominant Project Theme)	29.00	0-1	
Total			

**CITY OF HAMILTON
2021-2045 CAPITAL BUDGET PROJECT DETAIL SHEET**

Division/Department: Roads - Public Works Tax Funded

Project ID: 4032017051

Category: Mobility Projects

Project Name: Waterdown Traffic Management Implementation

Ward(s): 15

Objective:
To implement projects identified within the Waterdown Community Node Transportation Plan.

Start Date: 2020
Completion Date: 2022
Status: Block
Tangible Capital Asset: No
Capital Budget Initiation: 2020
Program Type: Transportation Systems

Implementation of various traffic calming and management measures within Waterdown. 2020 implementation will be done in conjunction with traffic engineering. 2020 work will also clearly define scope on locations/measures for design and construction. Measures may include curb extensions, speed cushions, mini-roundabouts etc.

Expenses (000's)	Total	Pre 2021	2021	2022	2023	2024	2025	2026	2027	2028	2029	2030	2031-45
Construction	400	150		250									
Design	80		80										
Total: Expenses	480	150	80	250									

Net Cost	480	150	80	250	0	0	0	0	0	0	0	0	0
-----------------	------------	------------	-----------	------------	----------	----------	----------	----------	----------	----------	----------	----------	----------

Financing Sources (000's)	Total	Pre 2021	2021	2022	2023	2024	2025	2026	2027	2028	2029	2030	2031-45
From Operating Fund	230	150	80										
Total: Financing Sources	230	150	80										

Funding Required	250	0	0	250	0	0	0	0	0	0	0	0	0
-------------------------	------------	----------	----------	------------	----------	----------	----------	----------	----------	----------	----------	----------	----------

Operating Budget Impact:	2021	2022	2023 Onward
Costs(Savings) (000's)			
Staffing Impacts (F.T.E)			

Project Rating Attributes	Weight	Rating	Weighted Rank
Contractual/Legislated Obligations	46.00	0-0	
Health and Safety	16.00	0-0	
Operating Budget/Financial Impact	9.00	0-0	
Strategic Direction (Dominant Project Theme)	29.00	0-1	
Total			

**CITY OF HAMILTON
2021-2045 CAPITAL BUDGET PROJECT DETAIL SHEET**

Division/Department: Roads - Public Works Tax Funded
Project Name: Bridge 019 - Norman Rd, 555m e/o Sager Rd

Project ID: 4032018019

Category: Bridge Replacement
Ward(s): 12

Objective:
Based on the OSIM bridge inspection and additional investigations completed, it has been determined that the existing bridge structure has become deficient and is in need of replacement in order to reduce the risk to public safety while maintaining continuity of the road network.

Start Date: 2020
Completion Date: 2023
Status: Block
Tangible Capital Asset: Yes
Capital Budget Initiation: 2011
Program Type: Bridges & Structures

Expenses (000's)	Total	Pre 2021	2021	2022	2023	2024	2025	2026	2027	2028	2029	2030	2031-45
Construction	720				720								
Design	150		150										
Other Capital Expenditures	30	30											
Total: Expenses	900	30	150		720								

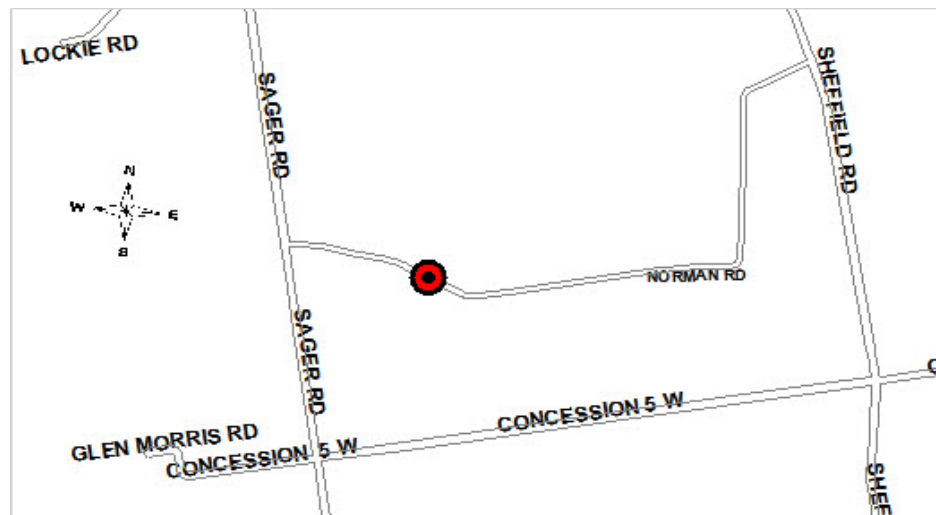
Net Cost	900	30	150	0	720	0	0	0	0	0	0	0	0
-----------------	------------	-----------	------------	----------	------------	----------	----------	----------	----------	----------	----------	----------	----------

Financing Sources (000's)	Total	Pre 2021	2021	2022	2023	2024	2025	2026	2027	2028	2029	2030	2031-45
Federal Gas Tax	150		150										
From Operating Fund	30	30											
Total: Financing Sources	180	30	150										

Funding Required	720	0	0	0	720	0	0	0	0	0	0	0	0
-------------------------	------------	----------	----------	----------	------------	----------	----------	----------	----------	----------	----------	----------	----------

Operating Budget Impact:	2021	2022	2023 Onward
Costs(Savings) (000's)			
Staffing Impacts (F.T.E)			

Project Rating Attributes	Weight	Rating	Weighted Rank
Contractual/Legislated Obligations	46.00	0-0	
Health and Safety	16.00	0-0	
Operating Budget/Financial Impact	9.00	0-0	
Strategic Direction (Dominant Project Theme)	29.00	0-1	
Total			



**CITY OF HAMILTON
2021-2045 CAPITAL BUDGET PROJECT DETAIL SHEET**

Division/Department: Roads - Public Works Tax Funded

Project ID: 4032018248

Category: Bridge Replacement

Project Name: Bridge 248 - King St W, 145m w/o Bond to Woodleys Lane

Ward(s): 13

Objective:

Based on the OSIM bridge inspection and additional investigations completed, it has been determined that the existing bridge structure has become deficient and is in need of replacement in order to reduce the risk to public safety while maintaining continuity of the road network.

Start Date: 2020

Completion Date: 2021

Status: Block

Tangible Capital Asset: Yes

Capital Budget Initiation: 2011

Program Type: Bridges & Structures

Expenses (000's)	Total	Pre 2021	2021	2022	2023	2024	2025	2026	2027	2028	2029	2030	2031-45
Construction	3,500		3,500										
Utilities Co-ordination	450	450											
Total: Expenses	3,950	450	3,500										

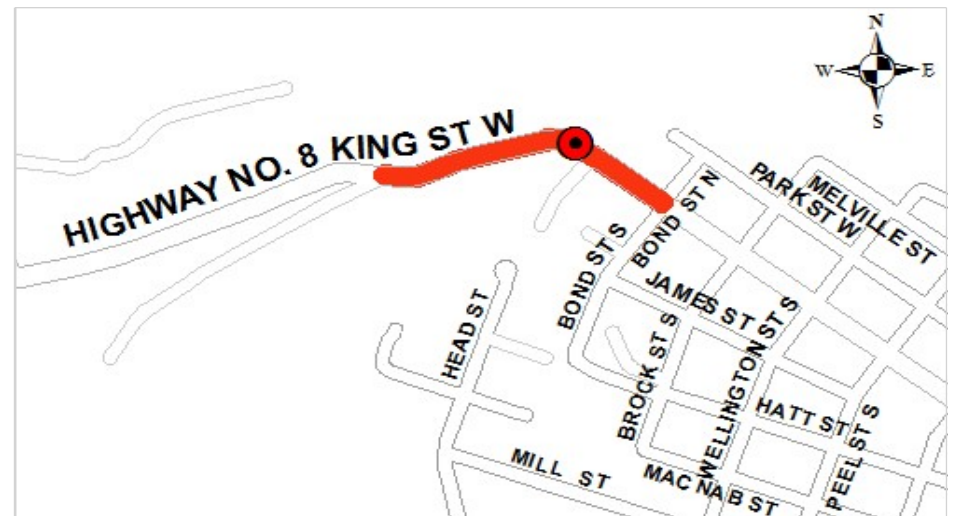
Net Cost	3,950	450	3,500	0	0	0	0	0	0	0	0	0	0
-----------------	--------------	------------	--------------	----------	----------	----------	----------	----------	----------	----------	----------	----------	----------

Financing Sources (000's)	Total	Pre 2021	2021	2022	2023	2024	2025	2026	2027	2028	2029	2030	2031-45
Federal Gas Tax	3,500		3,500										
From Operating Fund	450	450											
Total: Financing Sources	3,950	450	3,500										

Funding Required	0	0	0	0	0	0	0	0	0	0	0	0	0
-------------------------	----------	----------	----------	----------	----------	----------	----------	----------	----------	----------	----------	----------	----------

Operating Budget Impact:	2021	2022	2023 Onward
Costs(Savings) (000's)			
Staffing Impacts (F.T.E)			

Project Rating Attributes	Weight	Rating	Weighted Rank
Contractual/Legislated Obligations	46.00	0-0	
Health and Safety	16.00	0-0	
Operating Budget/Financial Impact	9.00	0-0	
Strategic Direction (Dominant Project Theme)	29.00	0-1	
Total			



**CITY OF HAMILTON
2021-2045 CAPITAL BUDGET PROJECT DETAIL SHEET**

Division/Department: Roads - Public Works Tax Funded

Project ID: 4032018372

Category: Bridge Rehabilitation

Project Name: Bridge 372 - Wilson St E, 1700m e/o Rousseaux St (south side original culvert)

Ward(s): 12

Objective:

Based on the OSIM bridge inspection and additional investigations completed, it has been determined that the existing culvert has become deficient and is in need of rehabilitation to extend the asset's life and performance. This is intended to reduce the risk to public safety while maintaining continuity of the road network.

Start Date: 2020

Completion Date: 2023

Status: Block

Tangible Capital Asset: Yes

Capital Budget Initiation: 2011

Program Type: Bridges & Structures

Expenses (000's)	Total	Pre 2021	2021	2022	2023	2024	2025	2026	2027	2028	2029	2030	2031-45
Construction	510				510								
Design	150		150										
Other Capital Expenditures	30	30											
Total: Expenses	690	30	150		510								

Net Cost	690	30	150	0	510	0	0	0	0	0	0	0	0
-----------------	------------	-----------	------------	----------	------------	----------	----------	----------	----------	----------	----------	----------	----------

Financing Sources (000's)	Total	Pre 2021	2021	2022	2023	2024	2025	2026	2027	2028	2029	2030	2031-45
Federal Gas Tax	150		150										
From Operating Fund	30	30											
Total: Financing Sources	180	30	150										

Funding Required	510	0	0	0	510	0	0	0	0	0	0	0	0
-------------------------	------------	----------	----------	----------	------------	----------	----------	----------	----------	----------	----------	----------	----------

Operating Budget Impact:	2021	2022	2023 Onward
Costs(Savings) (000's)			
Staffing Impacts (F.T.E)			

Project Rating Attributes	Weight	Rating	Weighted Rank
Contractual/Legislated Obligations	46.00	0-0	
Health and Safety	16.00	0-0	
Operating Budget/Financial Impact	9.00	0-0	
Strategic Direction (Dominant Project Theme)	29.00	0-1	
Total			



**CITY OF HAMILTON
2021-2045 CAPITAL BUDGET PROJECT DETAIL SHEET**

Division/Department: Roads - Public Works Tax Funded

Project ID: 4032018414

Category: Bridge Rehabilitation

Project Name: Bridge 414 - Miles Road, 130m s/o Dickenson Rd E

Ward(s): 11

Objective:

Based on the OSIM bridge inspection, the existing bridge structure has become structurally deficient and is in need of rehabilitation to ensure public safety and continuity of the road network.

Start Date: 2020

Completion Date: 2021

Status: Block

Tangible Capital Asset: Yes

Capital Budget Initiation: 2020

Program Type: Bridges & Structures

Expenses (000's)	Total	Pre 2021	2021	2022	2023	2024	2025	2026	2027	2028	2029	2030	2031-45
Construction	470		470										
Design	150	150											
Other Capital Expenditures	30	30											
Total: Expenses	650	180	470										

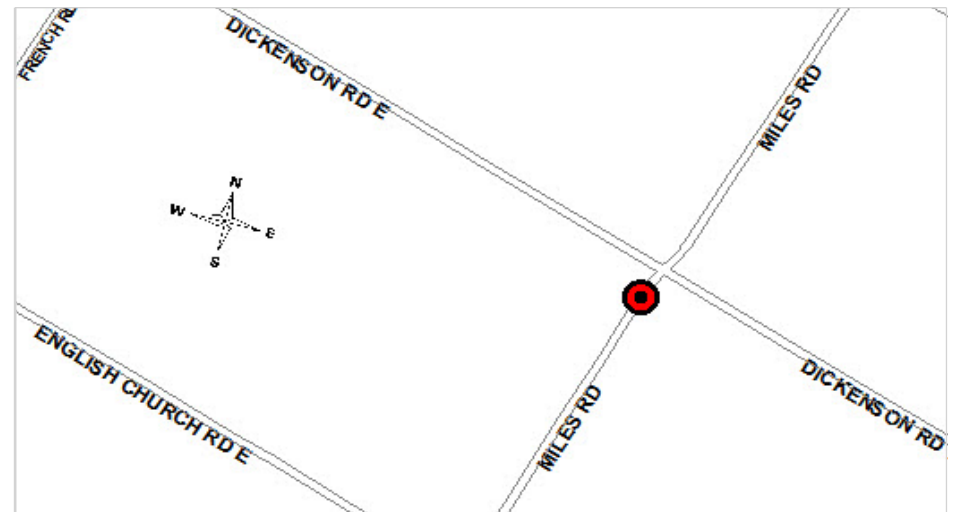
Net Cost	650	180	470	0	0	0	0	0	0	0	0	0	0
-----------------	------------	------------	------------	----------	----------	----------	----------	----------	----------	----------	----------	----------	----------

Financing Sources (000's)	Total	Pre 2021	2021	2022	2023	2024	2025	2026	2027	2028	2029	2030	2031-45
Federal Gas Tax	470		470										
From Operating Fund	180	180											
Total: Financing Sources	650	180	470										

Funding Required	0	0	0	0	0	0	0	0	0	0	0	0	0
-------------------------	----------	----------	----------	----------	----------	----------	----------	----------	----------	----------	----------	----------	----------

Operating Budget Impact:	2021	2022	2023 Onward
Costs(Savings) (000's)			
Staffing Impacts (F.T.E)			

Project Rating Attributes	Weight	Rating	Weighted Rank
Contractual/Legislated Obligations	46.00	0-0	
Health and Safety	16.00	0-0	
Operating Budget/Financial Impact	9.00	0-0	
Strategic Direction (Dominant Project Theme)	29.00	0-1	
Total			



**CITY OF HAMILTON
2021-2045 CAPITAL BUDGET PROJECT DETAIL SHEET**

Division/Department: Roads - Public Works Tax Funded
Project Name: Marion - Longwood to Dromore

Project ID: 4032019103

Category: Coordinated - Replacement Projects
Ward(s): 1

Operating Budget Impact:	2021	2022	2023 Onward
Costs(Savings) (000's)			
Staffing Impacts (F.T.E)			

Project Rating Attributes	Weight	Rating	Weighted Rank
Contractual/Legislated Obligations	46.00	0-0	
Health and Safety	16.00	0-0	
Operating Budget/Financial Impact	9.00	0-0	
Strategic Direction (Dominant Project Theme)	29.00	0-1	
Total			



**CITY OF HAMILTON
2021-2045 CAPITAL BUDGET PROJECT DETAIL SHEET**

Division/Department: Roads - Public Works Tax Funded

Project ID: 4032019105

Category: Coordinated - Replacement Projects

Project Name: Glenmorris / Underhill / Sleepy Hollow / Wilmar (York Heights / Hunter NBHD)

Ward(s): 13

Operating Budget Impact:	2021	2022	2023 Onward
Costs(Savings) (000's)			
Staffing Impacts (F.T.E)			

Project Rating Attributes	Weight	Rating	Weighted Rank
Contractual/Legislated Obligations	46.00	0-0	
Health and Safety	16.00	0-0	
Operating Budget/Financial Impact	9.00	0-0	
Strategic Direction (Dominant Project Theme)	29.00	0-1	
Total			



**CITY OF HAMILTON
2021-2045 CAPITAL BUDGET PROJECT DETAIL SHEET**

Division/Department: Roads - Public Works Tax Funded
Project Name: Snow Disposal Site - Yard Improvements

Project ID: 4032041065

Category: Roadway Maintenance
Ward(s): 3

Objective:
To Upgrade Snow Disposal Site to facilitate snow storage operations. Works include oil/grit separator, catch basins and sewer line, lighting, fencing and pavement.

Start Date: 2020
Completion Date: 2021
Status: Block
Tangible Capital Asset: No
Capital Budget Initiation: 2020
Program Type: Transportation

Expenses (000's)	Total	Pre 2021	2021	2022	2023	2024	2025	2026	2027	2028	2029	2030	2031-45
Construction	350	250	100										
Total: Expenses	350	250	100										

Net Cost	350	250	100	0	0	0	0	0	0	0	0	0	0
-----------------	------------	------------	------------	----------	----------	----------	----------	----------	----------	----------	----------	----------	----------

Financing Sources (000's)	Total	Pre 2021	2021	2022	2023	2024	2025	2026	2027	2028	2029	2030	2031-45
From Operating Fund	250	250											
HRPI Dividend	100		100										
Total: Financing Sources	350	250	100										

Funding Required	0	0	0	0	0	0	0	0	0	0	0	0	0
-------------------------	----------	----------	----------	----------	----------	----------	----------	----------	----------	----------	----------	----------	----------

Operating Budget Impact:	2021	2022	2023 Onward
Costs(Savings) (000's)			
Staffing Impacts (F.T.E)			

Project Rating Attributes	Weight	Rating	Weighted Rank
Contractual/Legislated Obligations	46.00	0-0	
Health and Safety	16.00	0-0	
Operating Budget/Financial Impact	9.00	0-0	
Strategic Direction (Dominant Project Theme)	29.00	0-1	
Total			

**CITY OF HAMILTON
2021-2045 CAPITAL BUDGET PROJECT DETAIL SHEET**

Division/Department: Roads - Public Works Tax Funded

Project ID: 4032055588

Category: Technical Services Projects

Project Name: O.Reg. 588/17 Compliance - Asset Management Plan Development

Ward(s): City Wide

Objective:
To develop and deliver a provincially mandated Asset Management Plan in compliance with O.Reg 588/17 – Infrastructure for Jobs & Prosperity Act.

Start Date: 2020
Completion Date: 2023
Status: Block
Tangible Capital Asset: No
Capital Budget Initiation: 2020
Program Type: Technical Studies &

Expenses (000's)	Total	Pre 2021	2021	2022	2023	2024	2025	2026	2027	2028	2029	2030	2031-45
Consultant	200	50	50	50	50								
Total: Expenses	200	50	50	50	50								

Net Cost	200	50	50	50	50	0	0	0	0	0	0	0	0
-----------------	------------	-----------	-----------	-----------	-----------	----------	----------	----------	----------	----------	----------	----------	----------

Financing Sources (000's)	Total	Pre 2021	2021	2022	2023	2024	2025	2026	2027	2028	2029	2030	2031-45
From Operating Fund	100	50	50										
Total: Financing Sources	100	50	50										

Funding Required	100	0	0	50	50	0	0	0	0	0	0	0	0
-------------------------	------------	----------	----------	-----------	-----------	----------	----------	----------	----------	----------	----------	----------	----------

Operating Budget Impact:	2021	2022	2023 Onward
Costs(Savings) (000's)			
Staffing Impacts (F.T.E)			

Project Rating Attributes	Weight	Rating	Weighted Rank
Contractual/Legislated Obligations	46.00	0-0	
Health and Safety	16.00	0-0	
Operating Budget/Financial Impact	9.00	0-0	
Strategic Direction (Dominant Project Theme)	29.00	0-1	
Total			

**CITY OF HAMILTON
2021-2045 CAPITAL BUDGET PROJECT DETAIL SHEET**

Division/Department: Roads - Public Works Tax Funded

Project ID: 4032080288

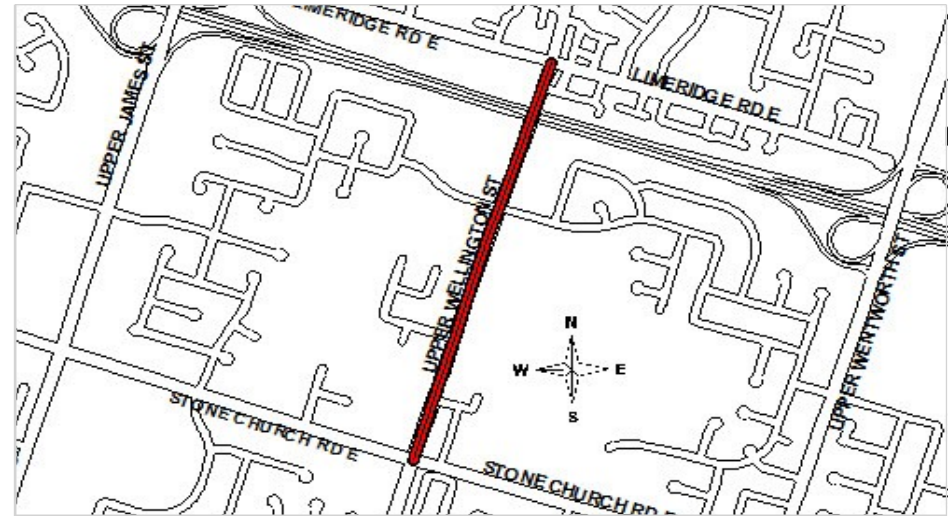
Category: Development Projects

Project Name: Upper Wellington - Stone Church to Limeridge

Ward(s): 7, 8

Operating Budget Impact:	2021	2022	2023 Onward
Costs(Savings) (000's)			67.0
Staffing Impacts (F.T.E)			.2

Project Rating Attributes	Weight	Rating	Weighted Rank
Contractual/Legislated Obligations	46.00	0-0	
Health and Safety	16.00	0-0	
Operating Budget/Financial Impact	9.00	0-0	
Strategic Direction (Dominant Project Theme)	29.00	0-1	
Total			



**CITY OF HAMILTON
2021-2045 CAPITAL BUDGET PROJECT DETAIL SHEET**

Division/Department: Roads - Public Works Tax Funded
Project Name: Engineering Services Staffing Costs - Road

Project ID: 4032101099

Category: Annual Projects
Ward(s): City Wide

Objective:

To fund Engineering Services staffing costs through capital for work on road related capital projects, both in-year and future. In the past, these charges were built into in-year approved capital projects on a pro-rated basis. In order to provide more transparency and capture staffing costs for future works in a more accurate way, these staffing costs are now reflected in this project and removed from all other individual Engineering Services projects.

Start Date: 2021
Completion Date: Ongoing
Status: Block
Tangible Capital Asset: No
Capital Budget Initiation: 2020
Program Type: Other

Expenses (000's)	Total	Pre 2021	2021	2022	2023	2024	2025	2026	2027	2028	2029	2030	2031-45
Internal Resources/Staffing	139,250		5,570	5,570	5,570	5,570	5,570	5,570	5,570	5,570	5,570	5,570	83,550
Total: Expenses	139,250		5,570	5,570	5,570	5,570	5,570	5,570	5,570	5,570	5,570	5,570	83,550

Net Cost	139,250	0	5,570	5,570	5,570	5,570	5,570	5,570	5,570	5,570	5,570	5,570	83,550
-----------------	----------------	----------	--------------	--------------	--------------	--------------	--------------	--------------	--------------	--------------	--------------	--------------	---------------

Financing Sources (000's)	Total	Pre 2021	2021	2022	2023	2024	2025	2026	2027	2028	2029	2030	2031-45
From Operating Fund	5,570		5,570										
Total: Financing Sources	5,570		5,570										

Funding Required	133,680	0	0	5,570	5,570	5,570	5,570	5,570	5,570	5,570	5,570	5,570	83,550
-------------------------	----------------	----------	----------	--------------	--------------	--------------	--------------	--------------	--------------	--------------	--------------	--------------	---------------

Operating Budget Impact:	2021	2022	2023 Onward
Costs(Savings) (000's)			
Staffing Impacts (F.T.E)			

Project Rating Attributes	Weight	Rating	Weighted Rank
Contractual/Legislated Obligations	46.00	0-0	
Health and Safety	16.00	0-0	
Operating Budget/Financial Impact	9.00	0-0	
Strategic Direction (Dominant Project Theme)	29.00	0-1	
Total			

**CITY OF HAMILTON
2021-2045 CAPITAL BUDGET PROJECT DETAIL SHEET**

Division/Department: Roads - Public Works Tax Funded
Project Name: Major Road Maintenance Program

Project ID: 4032110005

Category: Programs & Contracts T.O.M.
Ward(s): City Wide

Objective:

To provide funding for roadway maintenance works required in year to sustain minimum standards for safe public use and for major roadway maintenance works intended to prolong infrastructure life expectancy. Works include repairs to both roadway surfaces and asphalt walkways (within the road allowance) as required utilizing methods such as resurfacing, overlays and through innovation in new road maintenance techniques.

Start Date: 2021
Completion Date: Ongoing
Status: Block
Tangible Capital Asset: No
Capital Budget Initiation: 2021
Program Type: Transportation

Expenses (000's)	Total	Pre 2021	2021	2022	2023	2024	2025	2026	2027	2028	2029	2030	2031-45
Construction	13,000		1,000	500	500	500	500	500	500	500	500	500	7,500
Total: Expenses	13,000		1,000	500	500	500	500	500	500	500	500	500	7,500

Net Cost	13,000	0	1,000	500	500	500	500	500	500	500	500	500	7,500
-----------------	---------------	----------	--------------	------------	------------	------------	------------	------------	------------	------------	------------	------------	--------------

Financing Sources (000's)	Total	Pre 2021	2021	2022	2023	2024	2025	2026	2027	2028	2029	2030	2031-45
HRPI Dividend	1,000		1,000										
Total: Financing Sources	1,000		1,000										

Funding Required	12,000	0	0	500	500	500	500	500	500	500	500	500	7,500
-------------------------	---------------	----------	----------	------------	------------	------------	------------	------------	------------	------------	------------	------------	--------------

Operating Budget Impact:	2021	2022	2023 Onward
Costs(Savings) (000's)			
Staffing Impacts (F.T.E)			

Project Rating Attributes	Weight	Rating	Weighted Rank
Contractual/Legislated Obligations	46.00	0-0	
Health and Safety	16.00	0-0	
Operating Budget/Financial Impact	9.00	0-0	
Strategic Direction (Dominant Project Theme)	29.00	0-1	
Total			

**CITY OF HAMILTON
2021-2045 CAPITAL BUDGET PROJECT DETAIL SHEET**

Division/Department: Roads - Public Works Tax Funded
Project Name: Minor Construction Program

Project ID: 4032110006

Category: Replacement Project
Ward(s): City Wide

Objective:
These funds are for minor roadway projects that require sudden scheduling throughout the year due to emergency/urgent issues. This allows immediate action resulting in improved overall operation and safety. These funds are also used to offset unforeseen utility restorations.

Start Date: 2021
Completion Date: Ongoing
Status: Block
Tangible Capital Asset: No
Capital Budget Initiation: 2021
Program Type: Replacement Program

Expenses (000's)	Total	Pre 2021	2021	2022	2023	2024	2025	2026	2027	2028	2029	2030	2031-45
Construction	6,750		270	270	270	270	270	270	270	270	270	270	4,050
Total: Expenses	6,750		270	270	270	270	270	270	270	270	270	270	4,050
Net Cost	6,750	0	270	270	270	270	270	270	270	270	270	270	4,050
Financing Sources (000's)	Total	Pre 2021	2021	2022	2023	2024	2025	2026	2027	2028	2029	2030	2031-45
From Operating Fund	270		270										
Total: Financing Sources	270		270										
Funding Required	6,480	0	0	270	270	270	270	270	270	270	270	270	4,050

Operating Budget Impact:	2021	2022	2023 Onward
Costs(Savings) (000's)			
Staffing Impacts (F.T.E)			

Project Rating Attributes	Weight	Rating	Weighted Rank
Contractual/Legislated Obligations	46.00	0-0	
Health and Safety	16.00	0-0	
Operating Budget/Financial Impact	9.00	0-0	
Strategic Direction (Dominant Project Theme)	29.00	0-1	
Total			

**CITY OF HAMILTON
2021-2045 CAPITAL BUDGET PROJECT DETAIL SHEET**

Division/Department: Roads - Public Works Tax Funded **Project ID:** 4032110011
Project Name: Highway 8 Escarpment Access Retaining Wall Replacements (Dundas) - Woodleys Lane to Bridge 248

Category: Replacement Project
Ward(s): 13

Objective:
 To replace deteriorated retaining walls along the Highway 8 (Dundas) escarpment access in order to increase safety and stabilize the escarpment slope.

Start Date: 2021
Completion Date: 2021
Status: Block
Tangible Capital Asset: No
Capital Budget Initiation: 2021
Program Type: Retaining Wall

Expenses (000's)	Total	Pre 2021	2021	2022	2023	2024	2025	2026	2027	2028	2029	2030	2031-45
Construction	1,500		1,500										
Total: Expenses	1,500		1,500										

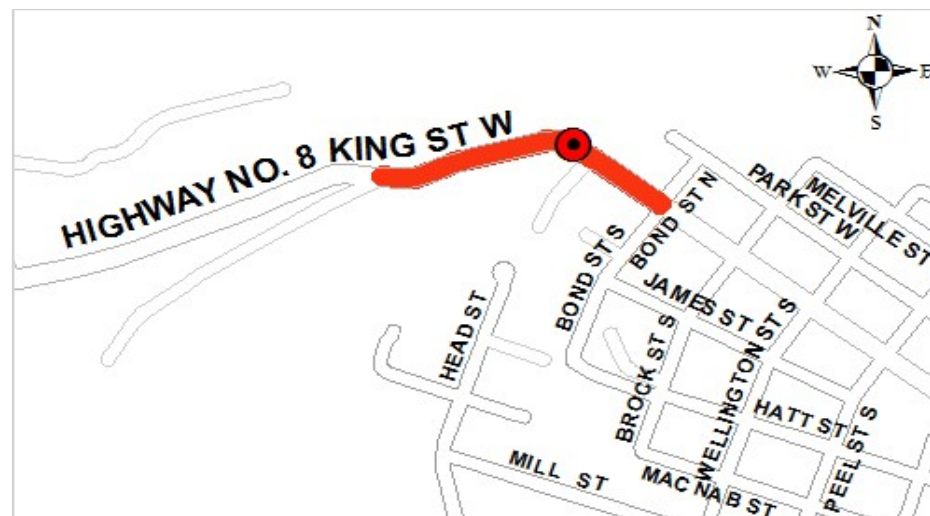
Net Cost	1,500	0	1,500	0	0	0	0	0	0	0	0	0	0
-----------------	--------------	----------	--------------	----------	----------	----------	----------	----------	----------	----------	----------	----------	----------

Financing Sources (000's)	Total	Pre 2021	2021	2022	2023	2024	2025	2026	2027	2028	2029	2030	2031-45
Federal Gas Tax	1,500		1,500										
Total: Financing Sources	1,500		1,500										

Funding Required	0	0	0	0	0	0	0	0	0	0	0	0	0
-------------------------	----------	----------	----------	----------	----------	----------	----------	----------	----------	----------	----------	----------	----------

Operating Budget Impact:	2021	2022	2023 Onward
Costs(Savings) (000's)			
Staffing Impacts (F.T.E)			

Project Rating Attributes	Weight	Rating	Weighted Rank
Contractual/Legislated Obligations	46.00	0-0	
Health and Safety	16.00	0-0	
Operating Budget/Financial Impact	9.00	0-0	
Strategic Direction (Dominant Project Theme)	29.00	0-1	
Total			



CITY OF HAMILTON 2021-2045 CAPITAL BUDGET PROJECT DETAIL SHEET

Division/Department: Roads - Public Works Tax Funded

Project ID: 4032111020

Category: Rehabilitation Project

Project Name: Paramount - Atlas to Old Mud

Ward(s): 9

Objective:

The roadway has become surface deficient and is in need of rehabilitation strategies such as resurfacing and base repairs to improve ridability and public safety. This is intended to improve related levels of service while preserving the asset from further deterioration and reducing ongoing maintenance costs. Condition assessment of subsurface appurtenances are completed and cleared.

Start Date: 2021

Completion Date: 2021

Status: Block

Tangible Capital Asset: Yes

Capital Budget Initiation: 2012

Program Type: Urban Rehabilitation

Expenses (000's)	Total	Pre 2021	2021	2022	2023	2024	2025	2026	2027	2028	2029	2030	2031-45
Construction	3,500		3,500										
Total: Expenses	3,500		3,500										

Revenues (000's)	Total	Pre 2021	2021	2022	2023	2024	2025	2026	2027	2028	2029	2030	2031-45
From WIP Transfers	600		600										
Total: Revenues	600		600										

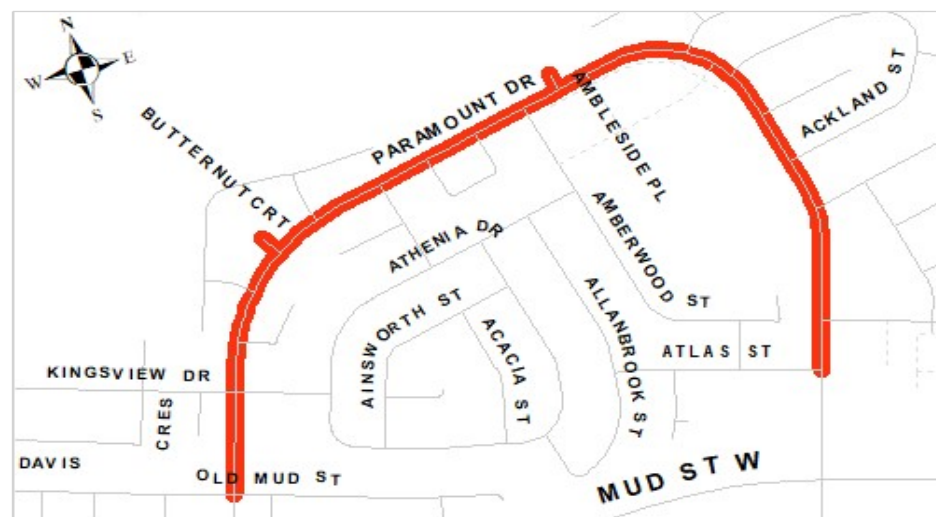
Net Cost	2,900	0	2,900	0	0	0	0	0	0	0	0	0	0
-----------------	--------------	----------	--------------	----------	----------	----------	----------	----------	----------	----------	----------	----------	----------

Financing Sources (000's)	Total	Pre 2021	2021	2022	2023	2024	2025	2026	2027	2028	2029	2030	2031-45
Federal Gas Tax	2,900		2,900										
Total: Financing Sources	2,900		2,900										

Funding Required	0	0	0	0	0	0	0	0	0	0	0	0	0
-------------------------	----------	----------	----------	----------	----------	----------	----------	----------	----------	----------	----------	----------	----------

Operating Budget Impact:	2021	2022	2023 Onward
Costs(Savings) (000's)			
Staffing Impacts (F.T.E)			

Project Rating Attributes	Weight	Rating	Weighted Rank
Contractual/Legislated Obligations	46.00	0-0	
Health and Safety	16.00	0-0	
Operating Budget/Financial Impact	9.00	0-0	
Strategic Direction (Dominant Project Theme)	29.00	0-1	
Total			



**CITY OF HAMILTON
2021-2045 CAPITAL BUDGET PROJECT DETAIL SHEET**

Division/Department: Roads - Public Works Tax Funded

Project ID: 4032111021

Category: Rehabilitation Project

Project Name: Brock - Concession 4 W to Safari

Ward(s): 13

Objective:

The roadway has become surface deficient and is in need of resurfacing and base repairs. This will extend the life of the roadway, improve the level-of-service, increase safety and reduce maintenance costs.

Start Date: 2021

Completion Date: 2021

Status: Block

Tangible Capital Asset: Yes

Capital Budget Initiation: 2019

Program Type: Rural Rehabilitation

Expenses (000's)	Total	Pre 2021	2021	2022	2023	2024	2025	2026	2027	2028	2029	2030	2031-45
Construction	7,600		3,800										3,800
Total: Expenses	7,600		3,800										3,800

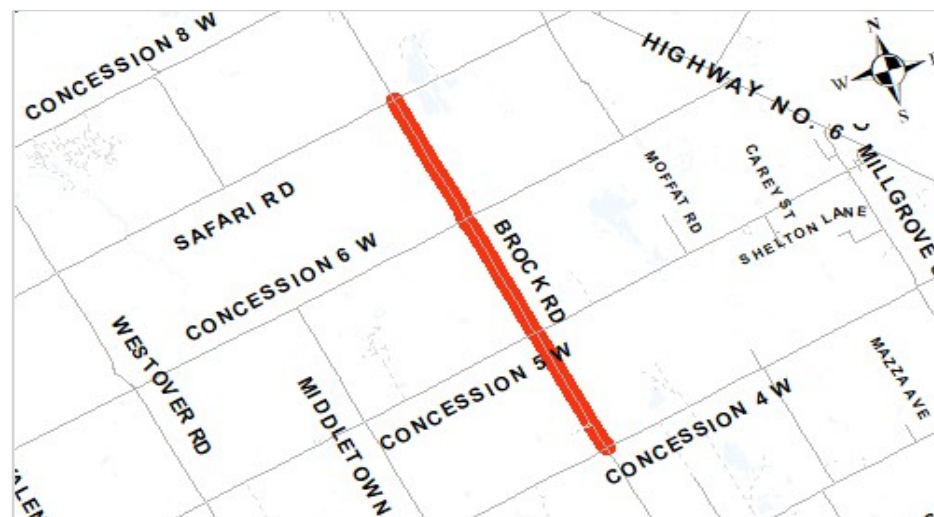
Net Cost	7,600	0	3,800	0	0	0	0	0	0	0	0	0	3,800
-----------------	--------------	----------	--------------	----------	----------	----------	----------	----------	----------	----------	----------	----------	--------------

Financing Sources (000's)	Total	Pre 2021	2021	2022	2023	2024	2025	2026	2027	2028	2029	2030	2031-45
Federal Gas Tax	3,800		3,800										
Total: Financing Sources	3,800		3,800										

Funding Required	3,800	0	0	0	0	0	0	0	0	0	0	0	3,800
-------------------------	--------------	----------	----------	----------	----------	----------	----------	----------	----------	----------	----------	----------	--------------

Operating Budget Impact:	2021	2022	2023 Onward
Costs(Savings) (000's)			
Staffing Impacts (F.T.E)			

Project Rating Attributes	Weight	Rating	Weighted Rank
Contractual/Legislated Obligations	46.00	0-0	
Health and Safety	16.00	0-0	
Operating Budget/Financial Impact	9.00	0-0	
Strategic Direction (Dominant Project Theme)	29.00	0-1	
Total			



**CITY OF HAMILTON
2021-2045 CAPITAL BUDGET PROJECT DETAIL SHEET**

Division/Department: Roads - Public Works Tax Funded
Project Name: Kenilworth - Barton to Roxborough

Project ID: 4032111022

Category: Rehabilitation Project
Ward(s): 4

Objective:
The roadway has become surface deficient and is in need of resurfacing and base repairs. This will extend the life of the roadway, improve the level-of-service, increase safety and reduce maintenance costs. This project is to be coordinated with Phase 1 & 2 traffic improvements based on the Traffic Functional Study. CPMS 11537

Start Date: 2021
Completion Date: 2021
Status: Block
Tangible Capital Asset: No
Capital Budget Initiation: 2021
Program Type: Urban Rehabilitation

Expenses (000's)	Total	Pre 2021	2021	2022	2023	2024	2025	2026	2027	2028	2029	2030	2031-45
Construction	1,400		1,400										
Total: Expenses	1,400		1,400										

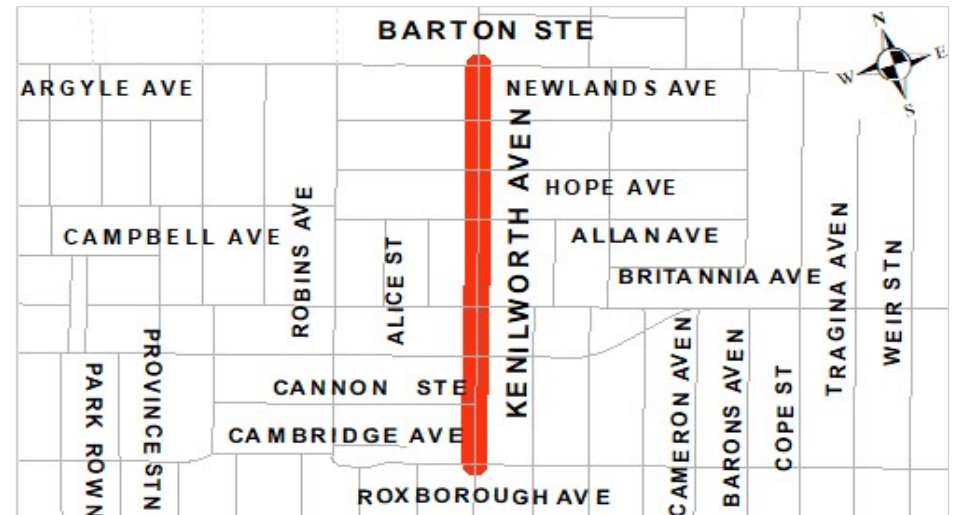
Net Cost	1,400	0	1,400	0	0	0	0	0	0	0	0	0	0
----------	-------	---	-------	---	---	---	---	---	---	---	---	---	---

Financing Sources (000's)	Total	Pre 2021	2021	2022	2023	2024	2025	2026	2027	2028	2029	2030	2031-45
Federal Gas Tax	1,400		1,400										
Total: Financing Sources	1,400		1,400										

Funding Required	0	0	0	0	0	0	0	0	0	0	0	0	0
------------------	---	---	---	---	---	---	---	---	---	---	---	---	---

Operating Budget Impact:	2021	2022	2023 Onward
Costs(Savings) (000's)			
Staffing Impacts (F.T.E)			

Project Rating Attributes	Weight	Rating	Weighted Rank
Contractual/Legislated Obligations	46.00	0-0	
Health and Safety	16.00	0-0	
Operating Budget/Financial Impact	9.00	0-0	
Strategic Direction (Dominant Project Theme)	29.00	0-1	
Total			



**CITY OF HAMILTON
2021-2045 CAPITAL BUDGET PROJECT DETAIL SHEET**

Division/Department: Roads - Public Works Tax Funded
Project Name: Southcote - Book to Garner

Project ID: 4032111024

Category: Rehabilitation Project
Ward(s): 12

Objective:
The roadway has become surface deficient and is in need of resurfacing and base repairs. This will extend the life of the roadway, improve the level-of-service, increase safety and reduce maintenance costs.

Start Date: 2021
Completion Date: 2021
Status: Block
Tangible Capital Asset: Yes
Capital Budget Initiation: 2020
Program Type: Rural Rehabilitation

Expenses (000's)	Total	Pre 2021	2021	2022	2023	2024	2025	2026	2027	2028	2029	2030	2031-45
Construction	830		830										
Total: Expenses	830		830										

Net Cost	830	0	830	0	0	0	0	0	0	0	0	0	0
-----------------	------------	----------	------------	----------	----------	----------	----------	----------	----------	----------	----------	----------	----------

Financing Sources (000's)	Total	Pre 2021	2021	2022	2023	2024	2025	2026	2027	2028	2029	2030	2031-45
Federal Gas Tax	830		830										
Total: Financing Sources	830		830										

Funding Required	0	0	0	0	0	0	0	0	0	0	0	0	0
-------------------------	----------	----------	----------	----------	----------	----------	----------	----------	----------	----------	----------	----------	----------

Operating Budget Impact:	2021	2022	2023 Onward
Costs(Savings) (000's)			
Staffing Impacts (F.T.E)			

Project Rating Attributes	Weight	Rating	Weighted Rank
Contractual/Legislated Obligations	46.00	0-0	
Health and Safety	16.00	0-0	
Operating Budget/Financial Impact	9.00	0-0	
Strategic Direction (Dominant Project Theme)	29.00	0-1	
Total			



**CITY OF HAMILTON
2021-2045 CAPITAL BUDGET PROJECT DETAIL SHEET**

Division/Department: Roads - Public Works Tax Funded
Project Name: Charlton - Sherman Access to Wentworth

Project ID: 4032111025

Category: Rehabilitation Project
Ward(s): 3

Objective:
The roadway has become surface deficient and is in need of resurfacing and base repairs. This will extend the life of the roadway, improve the level-of-service, increase safety and reduce maintenance costs.

Start Date: 2021
Completion Date: 2021
Status: Block
Tangible Capital Asset: Yes
Capital Budget Initiation: 2021
Program Type: Urban Rehabilitation

Expenses (000's)	Total	Pre 2021	2021	2022	2023	2024	2025	2026	2027	2028	2029	2030	2031-45
Utilities Co-ordination	510		510										
Total: Expenses	510		510										

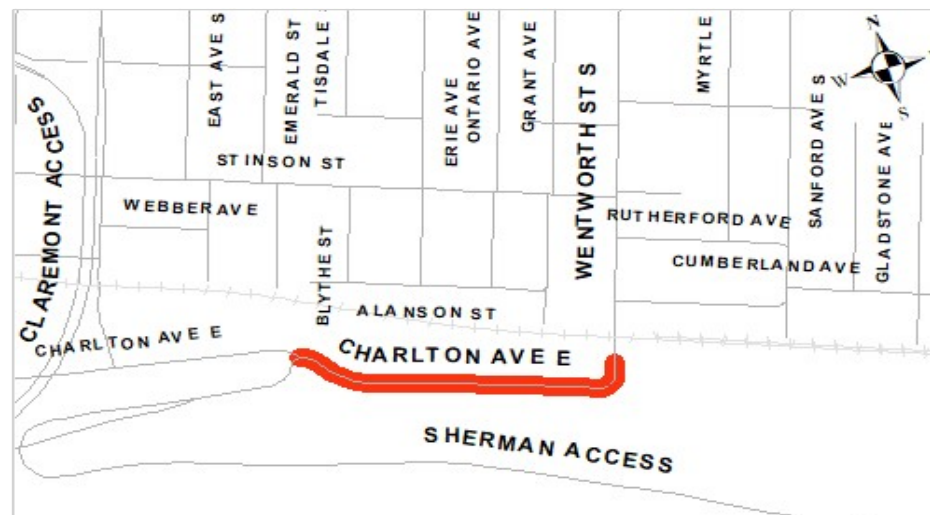
Net Cost	510	0	510	0	0	0	0	0	0	0	0	0	0
-----------------	------------	----------	------------	----------	----------	----------	----------	----------	----------	----------	----------	----------	----------

Financing Sources (000's)	Total	Pre 2021	2021	2022	2023	2024	2025	2026	2027	2028	2029	2030	2031-45
Federal Gas Tax	510		510										
Total: Financing Sources	510		510										

Funding Required	0	0	0	0	0	0	0	0	0	0	0	0	0
-------------------------	----------	----------	----------	----------	----------	----------	----------	----------	----------	----------	----------	----------	----------

Operating Budget Impact:	2021	2022	2023 Onward
Costs(Savings) (000's)			
Staffing Impacts (F.T.E)			

Project Rating Attributes	Weight	Rating	Weighted Rank
Contractual/Legislated Obligations	46.00	0-0	
Health and Safety	16.00	0-0	
Operating Budget/Financial Impact	9.00	0-0	
Strategic Direction (Dominant Project Theme)	29.00	0-1	
Total			



CITY OF HAMILTON 2021-2045 CAPITAL BUDGET PROJECT DETAIL SHEET

Division/Department: Roads - Public Works Tax Funded
Project Name: Stone Church - Upper James to Upper Wellington

Project ID: 4032111026

Category: Rehabilitation Project
Ward(s): 8

Objective:
The roadway has become surface deficient and is in need of resurfacing and base repairs. This will extend the life of the roadway, improve the level-of-service, increase safety and reduce maintenance costs. CPMS 11556

Start Date: 2021
Completion Date: 2021
Status: Recommended (funded)
Tangible Capital Asset: Yes
Capital Budget Initiation: 2021
Program Type: Urban Rehabilitation

Expenses (000's)	Total	Pre 2021	2021	2022	2023	2024	2025	2026	2027	2028	2029	2030	2031-45
Construction	1,200		1,200										
Total: Expenses	1,200		1,200										

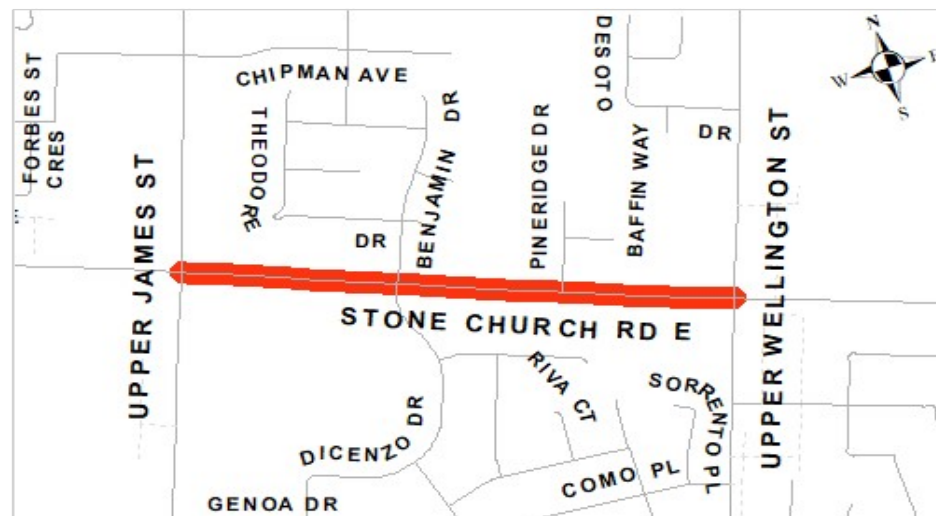
Revenues (000's)	Total	Pre 2021	2021	2022	2023	2024	2025	2026	2027	2028	2029	2030	2031-45
From WIP Transfers	1,200		1,200										
Total: Revenues	1,200		1,200										

Net Cost	0	0	0	0	0	0	0	0	0	0	0	0	0
-----------------	---	---	---	---	---	---	---	---	---	---	---	---	---

Funding Required	0	0	0	0	0	0	0	0	0	0	0	0	0
-------------------------	---	---	---	---	---	---	---	---	---	---	---	---	---

Operating Budget Impact:	2021	2022	2023 Onward
Costs(Savings) (000's)			
Staffing Impacts (F.T.E)			

Project Rating Attributes	Weight	Rating	Weighted Rank
Contractual/Legislated Obligations	46.00	0-0	
Health and Safety	16.00	0-0	
Operating Budget/Financial Impact	9.00	0-0	
Strategic Direction (Dominant Project Theme)	29.00	0-1	
Total			



**CITY OF HAMILTON
2021-2045 CAPITAL BUDGET PROJECT DETAIL SHEET**

Division/Department: Roads - Public Works Tax Funded
Project Name: Stone Church - Golf Links to Omni

Project ID: 4032111028

Category: Rehabilitation Project
Ward(s): 12, 14

Objective:
The roadway has become surface deficient and is in need of resurfacing and base repairs. This will extend the life of the roadway, improve the level-of-service, increase safety and reduce maintenance costs. CPMS 11526

Start Date: 2021
Completion Date: 2021
Status: Recommended (funded)
Tangible Capital Asset: Yes
Capital Budget Initiation: 2014
Program Type: Urban Rehabilitation

Expenses (000's)	Total	Pre 2021	2021	2022	2023	2024	2025	2026	2027	2028	2029	2030	2031-45
Construction	1,600		1,600										
Total: Expenses	1,600		1,600										

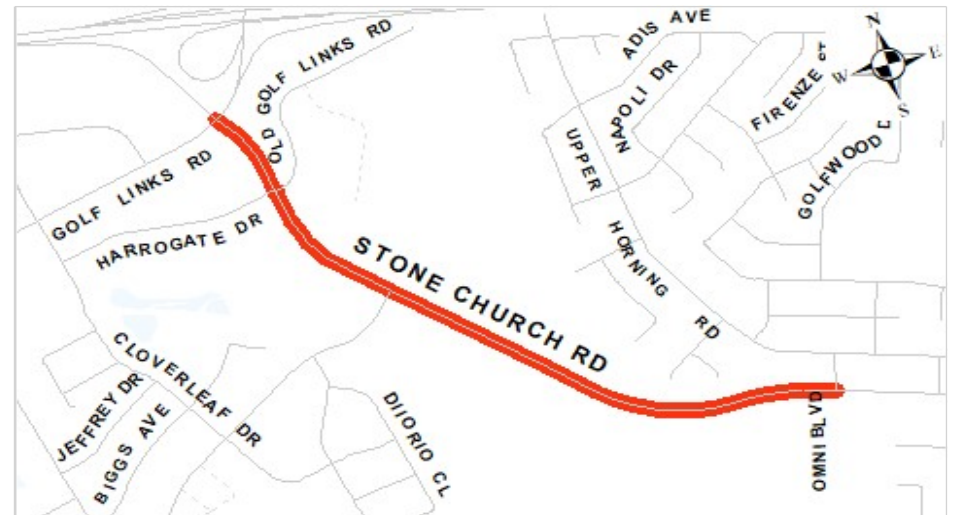
Revenues (000's)	Total	Pre 2021	2021	2022	2023	2024	2025	2026	2027	2028	2029	2030	2031-45
From WIP Transfers	1,600		1,600										
Total: Revenues	1,600		1,600										

Net Cost	0	0	0	0	0	0	0	0	0	0	0	0	0
-----------------	----------	----------	----------	----------	----------	----------	----------	----------	----------	----------	----------	----------	----------

Funding Required	0	0	0	0	0	0	0	0	0	0	0	0	0
-------------------------	----------	----------	----------	----------	----------	----------	----------	----------	----------	----------	----------	----------	----------

Operating Budget Impact:	2021	2022	2023 Onward
Costs(Savings) (000's)			
Staffing Impacts (F.T.E)			

Project Rating Attributes	Weight	Rating	Weighted Rank
Contractual/Legislated Obligations	46.00	0-0	
Health and Safety	16.00	0-0	
Operating Budget/Financial Impact	9.00	0-0	
Strategic Direction (Dominant Project Theme)	29.00	0-1	
Total			



**CITY OF HAMILTON
2021-2045 CAPITAL BUDGET PROJECT DETAIL SHEET**

Division/Department: Roads - Public Works Tax Funded

Project ID: 4032111029

Category: Rehabilitation Project

Project Name: Wilson - Rousseaux to Filman

Ward(s): 12

Objective:

The roadway has become surface deficient and is in need of resurfacing and base repairs. This will extend the life of the roadway, improve the level-of-service, increase safety and reduce maintenance costs.

Start Date: 2021

Completion Date: 2021

Status: Block

Tangible Capital Asset: Yes

Capital Budget Initiation: 2021

Program Type: Urban Rehabilitation

Expenses (000's)	Total	Pre 2021	2021	2022	2023	2024	2025	2026	2027	2028	2029	2030	2031-45
Construction	4,000		4,000										
Total: Expenses	4,000		4,000										

Revenues (000's)	Total	Pre 2021	2021	2022	2023	2024	2025	2026	2027	2028	2029	2030	2031-45
From WIP Transfers	2,930		2,930										
Total: Revenues	2,930		2,930										

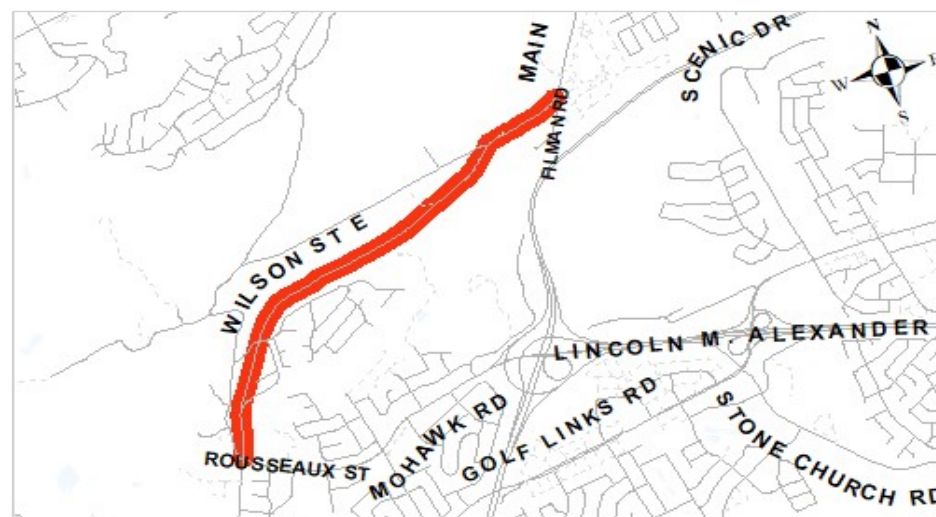
Net Cost	1,070	0	1,070	0	0	0	0	0	0	0	0	0	0
-----------------	--------------	----------	--------------	----------	----------	----------	----------	----------	----------	----------	----------	----------	----------

Financing Sources (000's)	Total	Pre 2021	2021	2022	2023	2024	2025	2026	2027	2028	2029	2030	2031-45
Federal Gas Tax	1,070		1,070										
Total: Financing Sources	1,070		1,070										

Funding Required	0	0	0	0	0	0	0	0	0	0	0	0	0
-------------------------	----------	----------	----------	----------	----------	----------	----------	----------	----------	----------	----------	----------	----------

Operating Budget Impact:	2021	2022	2023 Onward
Costs(Savings) (000's)			
Staffing Impacts (F.T.E)			

Project Rating Attributes	Weight	Rating	Weighted Rank
Contractual/Legislated Obligations	46.00	0-0	
Health and Safety	16.00	0-0	
Operating Budget/Financial Impact	9.00	0-0	
Strategic Direction (Dominant Project Theme)	29.00	0-1	
Total			



**CITY OF HAMILTON
2021-2045 CAPITAL BUDGET PROJECT DETAIL SHEET**

Division/Department: Roads - Public Works Tax Funded

Project ID: 4032111222

Category: Network Extension Projects

Project Name: New Sidewalk Program

Ward(s): City Wide

Objective:

Funding for the installation of new sidewalks throughout various locations within the City under the report guidelines for the Funding Methodology for Infrastructure Extensions - TOE02005/FCS02026. The scope of the 2019 infill sidewalk network gaps will be determined based on the revised priority ranking system currently underway (expected finalization Fall 2018)

Start Date: 2021

Completion Date: Ongoing

Status: Block

Tangible Capital Asset: Yes

Capital Budget Initiation: 2021

Program Type: Sidewalks

2020 Scope: Braeheid Ave (west side only) – Fenton Dr to Parkside Dr (Ward 15) \$50K

Expenses (000's)	Total	Pre 2021	2021	2022	2023	2024	2025	2026	2027	2028	2029	2030	2031-45
Construction	11,250		450	450	450	450	450	450	450	450	450	450	6,750
Total: Expenses	11,250		450	450	450	450	450	450	450	450	450	450	6,750

Revenues (000's)	Total	Pre 2021	2021	2022	2023	2024	2025	2026	2027	2028	2029	2030	2031-45
Dev Charges - Non-Res-TCA	5,350		214	214	214	214	214	214	214	214	214	214	3,210
Dev Charges - Res-TCA	5,350		214	214	214	214	214	214	214	214	214	214	3,210
Total: Revenues	10,700		428	428	428	428	428	428	428	428	428	428	6,420

Net Cost	550	0	22	22	22	22	22	22	22	22	22	22	330
-----------------	------------	----------	-----------	-----------	-----------	-----------	-----------	-----------	-----------	-----------	-----------	-----------	------------

Financing Sources (000's)	Total	Pre 2021	2021	2022	2023	2024	2025	2026	2027	2028	2029	2030	2031-45
From Operating Fund	22		22										
Total: Financing Sources	22		22										

Funding Required	528	0	0	22	22	22	22	22	22	22	22	22	330
-------------------------	------------	----------	----------	-----------	-----------	-----------	-----------	-----------	-----------	-----------	-----------	-----------	------------

Operating Budget Impact:	2021	2022	2023 Onward
Costs(Savings) (000's)			
Staffing Impacts (F.T.E)			

Project Rating Attributes	Weight	Rating	Weighted Rank
Contractual/Legislated Obligations	46.00	0-0	
Health and Safety	16.00	0-0	
Operating Budget/Financial Impact	9.00	0-0	
Strategic Direction (Dominant Project Theme)	29.00	0-1	
Total			

**CITY OF HAMILTON
2021-2045 CAPITAL BUDGET PROJECT DETAIL SHEET**

Division/Department: Roads - Public Works Tax Funded
Project Name: Sidewalk Rehabilitation Program

Project ID: 4032111224

Category: Programs & Contracts T.O.M.
Ward(s): City Wide

Objective:
Funding for the annual inspection, repair and/or replacement of existing sidewalks/approach aprons throughout the city, reducing liability, increasing public safety and extending life expectancy. This program focuses on the repair/replacement of deficient concrete infrastructure in areas not scheduled for Capital replacement.

Start Date: 2021
Completion Date: Ongoing
Status: Block
Tangible Capital Asset: Yes
Capital Budget Initiation: 2021
Program Type: Transportation

Expenses (000's)	Total	Pre 2021	2021	2022	2023	2024	2025	2026	2027	2028	2029	2030	2031-45
Construction	18,750		750	750	750	750	750	750	750	750	750	750	11,250
Total: Expenses	18,750		750	750	750	750	750	750	750	750	750	750	11,250
Net Cost	18,750	0	750	750	750	750	750	750	750	750	750	750	11,250
Financing Sources (000's)	Total	Pre 2021	2021	2022	2023	2024	2025	2026	2027	2028	2029	2030	2031-45
Federal Gas Tax	750		750										
Total: Financing Sources	750		750										
Funding Required	18,000	0	0	750	750	750	750	750	750	750	750	750	11,250

Operating Budget Impact:	2021	2022	2023 Onward
Costs(Savings) (000's)			
Staffing Impacts (F.T.E)			

Project Rating Attributes	Weight	Rating	Weighted Rank
Contractual/Legislated Obligations	46.00	0-0	
Health and Safety	16.00	0-0	
Operating Budget/Financial Impact	9.00	0-0	
Strategic Direction (Dominant Project Theme)	29.00	0-1	
Total			

**CITY OF HAMILTON
2021-2045 CAPITAL BUDGET PROJECT DETAIL SHEET**

Division/Department: Roads - Public Works Tax Funded
Project Name: Geotechnical Investigation Program

Project ID: 4032111225

Category: Technical Services Projects
Ward(s): City Wide

Objective:
To be allocated to perform required geotechnical investigations, such as core sampling and borehole analysis for future road rehabilitation and replacement projects.

Start Date: 2021
Completion Date: Ongoing
Status: Block
Tangible Capital Asset: Yes
Capital Budget Initiation: 2021
Program Type: Replacement Program

Expenses (000's)	Total	Pre 2021	2021	2022	2023	2024	2025	2026	2027	2028	2029	2030	2031-45
Design	18,000		720	720	720	720	720	720	720	720	720	720	10,800
Total: Expenses	18,000		720	720	720	720	720	720	720	720	720	720	10,800
Net Cost	18,000	0	720	720	720	720	720	720	720	720	720	720	10,800
Financing Sources (000's)	Total	Pre 2021	2021	2022	2023	2024	2025	2026	2027	2028	2029	2030	2031-45
From Operating Fund	720		720										
Total: Financing Sources	720		720										
Funding Required	17,280	0	0	720	720	720	720	720	720	720	720	720	10,800

Operating Budget Impact:	2021	2022	2023 Onward
Costs(Savings) (000's)			
Staffing Impacts (F.T.E)			

Project Rating Attributes	Weight	Rating	Weighted Rank
Contractual/Legislated Obligations	46.00	0-0	
Health and Safety	16.00	0-0	
Operating Budget/Financial Impact	9.00	0-0	
Strategic Direction (Dominant Project Theme)	29.00	0-1	
Total			

**CITY OF HAMILTON
2021-2045 CAPITAL BUDGET PROJECT DETAIL SHEET**

Division/Department: Roads - Public Works Tax Funded
Project Name: Contaminated Soil & Rock Disposal Program

Project ID: 4032114405

Category: Replacement Project
Ward(s): City Wide

Objective:
Allocated funding for surface and subsurface infrastructure projects that require the disposal of contaminated soils or excessive rock and/or soil removal, as well as granular quantity overruns due to removal of soil and/or rock. This allows immediate action resulting in improved overall operation and increased service levels.

Start Date: 2021
Completion Date: Ongoing
Status: Block
Tangible Capital Asset: Yes
Capital Budget Initiation: 2021
Program Type: Replacement Program

Expenses (000's)	Total	Pre 2021	2021	2022	2023	2024	2025	2026	2027	2028	2029	2030	2031-45
Construction	2,250		250			250			250			250	1,250
Total: Expenses	2,250		250			250			250			250	1,250

Net Cost	2,250	0	250	0	0	250	0	0	250	0	0	250	1,250
-----------------	--------------	----------	------------	----------	----------	------------	----------	----------	------------	----------	----------	------------	--------------

Financing Sources (000's)	Total	Pre 2021	2021	2022	2023	2024	2025	2026	2027	2028	2029	2030	2031-45
Federal Gas Tax	250		250										
Total: Financing Sources	250		250										

Funding Required	2,000	0	0	0	0	250	0	0	250	0	0	250	1,250
-------------------------	--------------	----------	----------	----------	----------	------------	----------	----------	------------	----------	----------	------------	--------------

Operating Budget Impact:	2021	2022	2023 Onward
Costs(Savings) (000's)			
Staffing Impacts (F.T.E)			

Project Rating Attributes	Weight	Rating	Weighted Rank
Contractual/Legislated Obligations	46.00	0-0	
Health and Safety	16.00	0-0	
Operating Budget/Financial Impact	9.00	0-0	
Strategic Direction (Dominant Project Theme)	29.00	0-1	
Total			

**CITY OF HAMILTON
2021-2045 CAPITAL BUDGET PROJECT DETAIL SHEET**

Division/Department: Roads - Public Works Tax Funded

Project ID: 4032117053

Category: Mobility Projects

Project Name: Bicycle Boulevard (Neighbourhood Greenways) Program

Ward(s): 1, 2, 3, 4, 5, 8, 15

Objective:

To upgrade existing bicycle infrastructure with improved protection measures for cycle tracks and at intersections at strategic locations. Program to systematically improve local street bicycle route network. 2020 work will identify appropriate measures for application along identified routes in conjunction with traffic engineering and will provide scope to engineering services for 2021+. Phasing of implementation in 2020 will include signage and pavement marking upgrades and bicycle priority measures that can be implemented through traffic engineering. Streets include Bay St. Graham Ave., Ferguson Ave., Balsam St., Cline Ave, Bendamere-South Bend and East 24/25.

Start Date: 2021

Completion Date: Ongoing

Status: Block

Tangible Capital Asset: No

Capital Budget Initiation: 2021

Program Type: Transportation Systems

Expenses (000's)	Total	Pre 2021	2021	2022	2023	2024	2025	2026	2027	2028	2029	2030	2031-45
Construction	2,650		150	150	150	100	100	100	100	100	100	100	1,500
Design	530		50	20	20	20	20	20	20	20	20	20	300
Total: Expenses	3,180		200	170	170	120	120	120	120	120	120	120	1,800
Net Cost	3,180	0	200	170	170	120	120	120	120	120	120	120	1,800
Financing Sources (000's)	Total	Pre 2021	2021	2022	2023	2024	2025	2026	2027	2028	2029	2030	2031-45
Federal Gas Tax	200		200										
Total: Financing Sources	200		200										
Funding Required	2,980	0	0	170	170	120	120	120	120	120	120	120	1,800

Operating Budget Impact:	2021	2022	2023 Onward
Costs(Savings) (000's)			
Staffing Impacts (F.T.E)			

Project Rating Attributes	Weight	Rating	Weighted Rank
Contractual/Legislated Obligations	46.00	0-0	
Health and Safety	16.00	0-0	
Operating Budget/Financial Impact	9.00	0-0	
Strategic Direction (Dominant Project Theme)	29.00	0-1	
Total			

**CITY OF HAMILTON
2021-2045 CAPITAL BUDGET PROJECT DETAIL SHEET**

Division/Department: Roads - Public Works Tax Funded
Project Name: Hatt Street Bikeway

Project ID: 4032117054

Category: Mobility Projects
Ward(s): 13

Objective:
Implementation of bike lanes on Hatt Street from John Street to Baldwin Street

Start Date: 2021
Completion Date: 2021
Status: Block
Tangible Capital Asset: Yes
Capital Budget Initiation: 2021
Program Type: Transportation Systems

Expenses (000's)	Total	Pre 2021	2021	2022	2023	2024	2025	2026	2027	2028	2029	2030	2031-45
Construction	80		80										
Design	20		20										
Total: Expenses	100		100										

Revenues (000's)	Total	Pre 2021	2021	2022	2023	2024	2025	2026	2027	2028	2029	2030	2031-45
Dev Charges - Non-Res-TCA	45		45										
Dev Charges - Res-TCA	45		45										
Total: Revenues	90		90										

Net Cost	10	0	10	0	0	0	0	0	0	0	0	0	0
-----------------	-----------	----------	-----------	----------	----------	----------	----------	----------	----------	----------	----------	----------	----------

Financing Sources (000's)	Total	Pre 2021	2021	2022	2023	2024	2025	2026	2027	2028	2029	2030	2031-45
From Operating Fund	10		10										
Total: Financing Sources	10		10										

Funding Required	0	0	0	0	0	0	0	0	0	0	0	0	0
-------------------------	----------	----------	----------	----------	----------	----------	----------	----------	----------	----------	----------	----------	----------

Operating Budget Impact:	2021	2022	2023 Onward
Costs(Savings) (000's)			
Staffing Impacts (F.T.E)			

Project Rating Attributes	Weight	Rating	Weighted Rank
Contractual/Legislated Obligations	46.00	0-0	
Health and Safety	16.00	0-0	
Operating Budget/Financial Impact	9.00	0-0	
Strategic Direction (Dominant Project Theme)	29.00	0-1	
Total			

**CITY OF HAMILTON
2021-2045 CAPITAL BUDGET PROJECT DETAIL SHEET**

Division/Department: Roads - Public Works Tax Funded
Project Name: Active Transportation Connections (ICIP)

Project ID: 4032117125

Category: Mobility Projects
Ward(s): City Wide

Objective:
Implementation of strategic active transportation projects that will expand and improve network of safe and connected walking and cycling connections to transit stops and hubs and is funded under the ICIP program. Components include bike share expansion, mountain brow MUP, Longwood Rd cycle track extension, Hwy 5 MUP, Mequestern Bridge connection, Bay Street upgrades, end of trip facilities and sidewalk connections to transit.

Start Date: 2021
Completion Date: 2025
Status: Block
Tangible Capital Asset: No
Capital Budget Initiation: 2021
Program Type: Transportation Systems

Expenses (000's)	Total	Pre 2021	2021	2022	2023	2024	2025	2026	2027	2028	2029	2030	2031-45
Construction	7,500		1,575	675	1,125	2,250	1,875						
Design	2,500		525	225	375	750	625						
Total: Expenses	10,000		2,100	900	1,500	3,000	2,500						

Revenues (000's)	Total	Pre 2021	2021	2022	2023	2024	2025	2026	2027	2028	2029	2030	2031-45
Federal Grants/Subsidies	4,000		840	360	600	1,200	1,000						
Provincial Grants/Subsidies	3,333		700	300	500	1,000	833						
Total: Revenues	7,333		1,540	660	1,100	2,200	1,833						

Net Cost	2,667	0	560	240	400	800	667	0	0	0	0	0	0
-----------------	--------------	----------	------------	------------	------------	------------	------------	----------	----------	----------	----------	----------	----------

Financing Sources (000's)	Total	Pre 2021	2021	2022	2023	2024	2025	2026	2027	2028	2029	2030	2031-45
From Operating Fund	560		560										
Total: Financing Sources	560		560										

Funding Required	2,107	0	0	240	400	800	667	0	0	0	0	0	0
-------------------------	--------------	----------	----------	------------	------------	------------	------------	----------	----------	----------	----------	----------	----------

Operating Budget Impact:	2021	2022	2023 Onward
Costs(Savings) (000's)			
Staffing Impacts (F.T.E)			

Project Rating Attributes	Weight	Rating	Weighted Rank
Contractual/Legislated Obligations	46.00	0-0	
Health and Safety	16.00	0-0	
Operating Budget/Financial Impact	9.00	0-0	
Strategic Direction (Dominant Project Theme)	29.00	0-1	
Total			

CITY OF HAMILTON 2021-2045 CAPITAL BUDGET PROJECT DETAIL SHEET

Division/Department: Roads - Public Works Tax Funded

Project ID: 4032117144

Category: Replacement Project

Project Name: Claremont Access - Steel Facing Walls 1 & 2 Removal

Ward(s): 2, 8

Objective:

To remove the existing steel retaining wall (bin wall) along Claremont Access as it is reaching the end of its service life in order to increase safety and reduce maintenance cost. Slope protection measures will be analyzed to in order to provide ongoing roadway safety.

Start Date: 2021

Completion Date: 2026

Status: Block

Tangible Capital Asset: Yes

Capital Budget Initiation: 2020

Program Type: Bridges & Structures

Expenses (000's)	Total	Pre 2021	2021	2022	2023	2024	2025	2026	2027	2028	2029	2030	2031-45
Construction	2,700							2,700					
Consultant	150		150										
Design	180					180							
Total: Expenses	3,030		150			180		2,700					

Net Cost	Total	Pre 2021	2021	2022	2023	2024	2025	2026	2027	2028	2029	2030	2031-45
	3,030	0	150	0	0	180	0	2,700	0	0	0	0	0

Financing Sources (000's)	Total	Pre 2021	2021	2022	2023	2024	2025	2026	2027	2028	2029	2030	2031-45
From Operating Fund	150		150										
Total: Financing Sources	150		150										

Funding Required	Total	Pre 2021	2021	2022	2023	2024	2025	2026	2027	2028	2029	2030	2031-45
	2,880	0	0	0	0	180	0	2,700	0	0	0	0	0

Operating Budget Impact:	2021	2022	2023 Onward
Costs(Savings) (000's)			
Staffing Impacts (F.T.E)			

Project Rating Attributes	Weight	Rating	Weighted Rank
Contractual/Legislated Obligations	46.00	0-0	
Health and Safety	16.00	0-0	
Operating Budget/Financial Impact	9.00	0-0	
Strategic Direction (Dominant Project Theme)	29.00	0-1	
Total			



**CITY OF HAMILTON
2021-2045 CAPITAL BUDGET PROJECT DETAIL SHEET**

Division/Department: Roads - Public Works Tax Funded

Project ID: 4032117241

Category: Programs & Contracts T.O.M.

Project Name: Fencing/Sound Barrier Rehabilitation/Replacement within the Road Allowance

Ward(s): City Wide

Objective:

To perform rehabilitation and/or replacement of municipally owned fencing/sound barrier assets within the road allowance to ensure public safety.

Start Date: 2021

Completion Date: Ongoing

Status: Block

Tangible Capital Asset: No

Capital Budget Initiation: 2021

Program Type: Transportation

2021 Scope:

Repairs as identified by inventory condition assessment and road patrol.

Noisewall assessment (various locations)

Noisewall repair (various locations)

Expenses (000's)	Total	Pre 2021	2021	2022	2023	2024	2025	2026	2027	2028	2029	2030	2031-45
Construction	6,470		470	250	250	250	250	250	250	250	250	250	3,750
Total: Expenses	6,470		470	250	250	250	250	250	250	250	250	250	3,750

Revenues (000's)	Total	Pre 2021	2021	2022	2023	2024	2025	2026	2027	2028	2029	2030	2031-45
From WIP Transfers	220		220										
Total: Revenues	220		220										

Net Cost	6,250	0	250	250	250	250	250	250	250	250	250	250	3,750
-----------------	--------------	----------	------------	------------	------------	------------	------------	------------	------------	------------	------------	------------	--------------

Financing Sources (000's)	Total	Pre 2021	2021	2022	2023	2024	2025	2026	2027	2028	2029	2030	2031-45
From Operating Fund	250		250										
Total: Financing Sources	250		250										

Funding Required	6,000	0	0	250	250	250	250	250	250	250	250	250	3,750
-------------------------	--------------	----------	----------	------------	------------	------------	------------	------------	------------	------------	------------	------------	--------------

Operating Budget Impact:	2021	2022	2023 Onward
Costs(Savings) (000's)			
Staffing Impacts (F.T.E)			

Project Rating Attributes	Weight	Rating	Weighted Rank
Contractual/Legislated Obligations	46.00	0-0	
Health and Safety	16.00	0-0	
Operating Budget/Financial Impact	9.00	0-0	
Strategic Direction (Dominant Project Theme)	29.00	0-1	
Total			

CITY OF HAMILTON
2021-2045 CAPITAL BUDGET PROJECT DETAIL SHEET

Division/Department: Roads - Public Works Tax Funded
Project Name: Pavement Preventative Maintenance Program

Project ID: 4032117677

Category: Programs & Contracts T.O.M.

Ward(s): City Wide

Objective:

Funding to support preventative maintenance applications (e.g. surface treatment, bonded wearing course, slurry seal, microsurfacing, crack sealing, etc.) on existing roads. This program contributes to improved levels of service, reduced maintenance costs, dust mitigation and extended road life-cycle expectancies. Finalized locations subject to spring 2020 inspections.

Start Date: 2021
Completion Date: Ongoing
Status: Block
Tangible Capital Asset: Yes
Capital Budget Initiation: 2021
Program Type: Rural Rehabilitation

Expenses (000's)	Total	Pre 2021	2021	2022	2023	2024	2025	2026	2027	2028	2029	2030	2031-45
Construction	70,000		2,000	2,000	2,000	2,000	2,000	3,000	3,000	3,000	3,000	3,000	45,000
Total: Expenses	70,000		2,000	2,000	2,000	2,000	2,000	3,000	3,000	3,000	3,000	3,000	45,000

Revenues (000's)	Total	Pre 2021	2021	2022	2023	2024	2025	2026	2027	2028	2029	2030	2031-45
From WIP Transfers	560		560										
Total: Revenues	560		560										

Net Cost	69,440	0	1,440	2,000	2,000	2,000	2,000	3,000	3,000	3,000	3,000	3,000	45,000
-----------------	---------------	----------	--------------	--------------	--------------	--------------	--------------	--------------	--------------	--------------	--------------	--------------	---------------

Financing Sources (000's)	Total	Pre 2021	2021	2022	2023	2024	2025	2026	2027	2028	2029	2030	2031-45
From Operating Fund	600		600										
HRPI Dividend	840		840										
Total: Financing Sources	1,440		1,440										

Funding Required	68,000	0	0	2,000	2,000	2,000	2,000	3,000	3,000	3,000	3,000	3,000	45,000
-------------------------	---------------	----------	----------	--------------	--------------	--------------	--------------	--------------	--------------	--------------	--------------	--------------	---------------

Operating Budget Impact:	2021	2022	2023 Onward
Costs(Savings) (000's)			
Staffing Impacts (F.T.E)			

Project Rating Attributes	Weight	Rating	Weighted Rank
Contractual/Legislated Obligations	46.00	0-0	
Health and Safety	16.00	0-0	
Operating Budget/Financial Impact	9.00	0-0	
Strategic Direction (Dominant Project Theme)	29.00	0-1	
Total			

Comments:

2021 Scope:

CITY OF HAMILTON
2021-2045 CAPITAL BUDGET PROJECT DETAIL SHEET

Division/Department: Roads - Public Works Tax Funded
Project Name: Bridge and Culvert Maintenance - T.O.M.

Project ID: 4032118216

Category: Programs & Contracts T.O.M.
Ward(s): City Wide

Objective:

To perform minor maintenance works to structure elements that improves pedestrian and vehicular safety and extends the life of the structure (i.e. structure cleaning, railing system maintenance, painting, erosion control, drainage, vehicular and pedestrian hazards etc.).

2021 Program Includes:

General bridge maintenance at various locations as identified in the Bridge Management System

- Annual Bridge Cleaning

- Minor Maintenance repairs as required

Start Date: 2021
Completion Date: Ongoing
Status: Block
Tangible Capital Asset: No
Capital Budget Initiation: 2021
Program Type: Bridges & Structures

Expenses (000's)	Total	Pre 2021	2021	2022	2023	2024	2025	2026	2027	2028	2029	2030	2031-45
Construction	3,750		150	150	150	150	150	150	150	150	150	150	2,250
Total: Expenses	3,750		150	150	150	150	150	150	150	150	150	150	2,250

Net Cost	3,750	0	150	150	150	150	150	150	150	150	150	150	2,250
-----------------	--------------	----------	------------	------------	------------	------------	------------	------------	------------	------------	------------	------------	--------------

Financing Sources (000's)	Total	Pre 2021	2021	2022	2023	2024	2025	2026	2027	2028	2029	2030	2031-45
From Operating Fund	150		150										
Total: Financing Sources	150		150										

Funding Required	3,600	0	0	150	150	150	150	150	150	150	150	150	2,250
-------------------------	--------------	----------	----------	------------	------------	------------	------------	------------	------------	------------	------------	------------	--------------

Operating Budget Impact:	2021	2022	2023 Onward
Costs(Savings) (000's)			
Staffing Impacts (F.T.E)			

Project Rating Attributes	Weight	Rating	Weighted Rank
Contractual/Legislated Obligations	46.00	0-0	
Health and Safety	16.00	0-0	
Operating Budget/Financial Impact	9.00	0-0	
Strategic Direction (Dominant Project Theme)	29.00	0-1	
Total			

CITY OF HAMILTON
2021-2045 CAPITAL BUDGET PROJECT DETAIL SHEET

Division/Department: Roads - Public Works Tax Funded

Project ID: 4032118217

Category: Bridge Rehabilitation

Project Name: Bridge and Culvert Major Maintenance - Engineering Services

Ward(s): City Wide

Objective:

To perform preventative maintenance and capital rehabilitation works to structure elements that improves pedestrian and vehicular safety and extends the life of the structure (i.e. structure cleaning, railing system maintenance, painting, joint repairs, repairs to structural steel and concrete, erosion control, drainage, vehicular and pedestrian hazards etc.).

Start Date: 2021

Completion Date: Ongoing

Status: Block

Tangible Capital Asset: No

Capital Budget Initiation: 2021

Program Type: Bridges & Structures

Expenses (000's)	Total	Pre 2021	2021	2022	2023	2024	2025	2026	2027	2028	2029	2030	2031-45
Construction	46,000		2,800	1,800	1,800	1,800	1,800	1,800	1,800	1,800	1,800	1,800	27,000
Total: Expenses	46,000		2,800	1,800	1,800	1,800	1,800	1,800	1,800	1,800	1,800	1,800	27,000
Net Cost	46,000	0	2,800	1,800	1,800	1,800	1,800	1,800	1,800	1,800	1,800	1,800	27,000
Financing Sources (000's)	Total	Pre 2021	2021	2022	2023	2024	2025	2026	2027	2028	2029	2030	2031-45
From Operating Fund	2,800		2,800										
Total: Financing Sources	2,800		2,800										
Funding Required	43,200	0	0	1,800	1,800	1,800	1,800	1,800	1,800	1,800	1,800	1,800	27,000

Operating Budget Impact:	2021	2022	2023 Onward
Costs(Savings) (000's)			
Staffing Impacts (F.T.E)			

Project Rating Attributes	Weight	Rating	Weighted Rank
Contractual/Legislated Obligations	46.00	0-0	
Health and Safety	16.00	0-0	
Operating Budget/Financial Impact	9.00	0-0	
Strategic Direction (Dominant Project Theme)	29.00	0-1	
Total			

Comments:

2021 Program Includes:

- General bridge major maintenance at various locations as identified in the Bridge Management System
- Annual Repairs of Reinforced Concrete Structures
- Annual Bridge Railing & Expansion Joint Maintenance

**CITY OF HAMILTON
2021-2045 CAPITAL BUDGET PROJECT DETAIL SHEET**

Division/Department: Roads - Public Works Tax Funded
Project Name: OSIM Bridge and Culvert Inspections

Project ID: 4032118218

Category: Structures

Ward(s): City Wide

Objective:

To perform visual inspections of the existing bridge and culvert network, on a biennial basis (i.e. every two years), and in some cases annually, as per the Ontario Structure Inspection Manual (OSIM). As per the MTO, municipalities are mandated to perform detailed visual inspections on all bridges and culverts >=3 metres in span, in accordance with OSIM. During even years, structures in the lower City, as well as railway and expressway related structures, will be inspected (i.e. 155 structures in 2016). During odd years, structures in the upper City, as well as outlying areas and rural areas, will be inspected (i.e. 210 structures in 2017).

Start Date: 2021

Completion Date: Ongoing

Status: Block

Tangible Capital Asset: No

Capital Budget Initiation: 2021

Program Type: Technical Studies &

Expenses (000's)	Total	Pre 2021	2021	2022	2023	2024	2025	2026	2027	2028	2029	2030	2031-45
Consultant	7,750		310	310	310	310	310	310	310	310	310	310	4,650
Total: Expenses	7,750		310	310	310	310	310	310	310	310	310	310	4,650
Net Cost	7,750	0	310	310	310	310	310	310	310	310	310	310	4,650
Financing Sources (000's)	Total	Pre 2021	2021	2022	2023	2024	2025	2026	2027	2028	2029	2030	2031-45
From Operating Fund	310		310										
Total: Financing Sources	310		310										
Funding Required	7,440	0	0	310	310	310	310	310	310	310	310	310	4,650

Operating Budget Impact:	2021	2022	2023 Onward
Costs(Savings) (000's)			
Staffing Impacts (F.T.E)			

Project Rating Attributes	Weight	Rating	Weighted Rank
Contractual/Legislated Obligations	46.00	0-0	
Health and Safety	16.00	0-0	
Operating Budget/Financial Impact	9.00	0-0	
Strategic Direction (Dominant Project Theme)	29.00	0-1	
Total			

**CITY OF HAMILTON
2021-2045 CAPITAL BUDGET PROJECT DETAIL SHEET**

Division/Department: Roads - Public Works Tax Funded
Project Name: Structural Investigations and Reports

Project ID: 4032118219

Category: Structures
Ward(s): City Wide

Objective:

To perform necessary additional detailed investigations on bridges and culverts in the City (approximately 5), as identified through current year's OSIM Structure Inspections (i.e. material condition surveys, underwater investigations, fatigue investigations, seismic investigations, load evaluations, monitoring of deformations, settlements, movements and cracks, rehabilitation/replacement alternatives, etc.).

Start Date: 2021
Completion Date: Ongoing
Status: Block
Tangible Capital Asset: No
Capital Budget Initiation: 2021
Program Type: Technical Studies &

Expenses (000's)	Total	Pre 2021	2021	2022	2023	2024	2025	2026	2027	2028	2029	2030	2031-45
Consultant	9,000		360	360	360	360	360	360	360	360	360	360	5,400
Total: Expenses	9,000		360	360	360	360	360	360	360	360	360	360	5,400
Net Cost	9,000	0	360	360	360	360	360	360	360	360	360	360	5,400
Financing Sources (000's)	Total	Pre 2021	2021	2022	2023	2024	2025	2026	2027	2028	2029	2030	2031-45
From Operating Fund	360		360										
Total: Financing Sources	360		360										
Funding Required	8,640	0	0	360	360	360	360	360	360	360	360	360	5,400

Operating Budget Impact:	2021	2022	2023 Onward
Costs(Savings) (000's)			
Staffing Impacts (F.T.E)			

Project Rating Attributes	Weight	Rating	Weighted Rank
Contractual/Legislated Obligations	46.00	0-0	
Health and Safety	16.00	0-0	
Operating Budget/Financial Impact	9.00	0-0	
Strategic Direction (Dominant Project Theme)	29.00	0-1	
Total			

**CITY OF HAMILTON
2021-2045 CAPITAL BUDGET PROJECT DETAIL SHEET**

Division/Department: Roads - Public Works Tax Funded
Project Name: Bridge 279 - Safari, 50m east of Cooper

Project ID: 4032118279

Category: Bridge Replacement
Ward(s): 13

Objective:
Based on the OSIM bridge inspection and additional investigations completed, it has been determined that the existing culvert structure has become deficient and is in need of replacement. This is intended to reduce the risk to public safety while maintaining continuity of the road network. CPMS 11506

Start Date: 2021
Completion Date: 2023
Status: Block
Tangible Capital Asset: Yes
Capital Budget Initiation: 2021
Program Type: Bridges & Structures

Expenses (000's)	Total	Pre 2021	2021	2022	2023	2024	2025	2026	2027	2028	2029	2030	2031-45
Construction	450				450								
Design	150		150										
Total: Expenses	600		150		450								

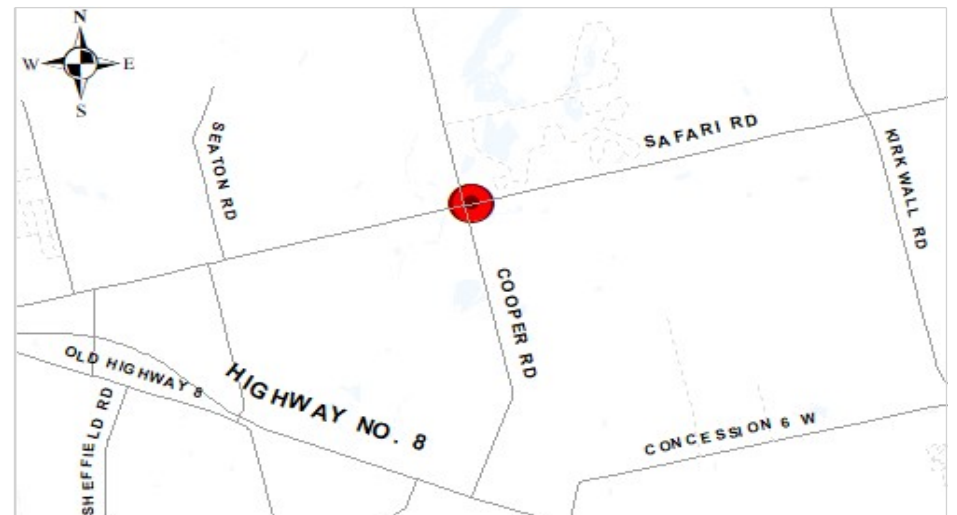
Net Cost	600	0	150	0	450	0	0	0	0	0	0	0	0
-----------------	------------	----------	------------	----------	------------	----------	----------	----------	----------	----------	----------	----------	----------

Financing Sources (000's)	Total	Pre 2021	2021	2022	2023	2024	2025	2026	2027	2028	2029	2030	2031-45
Federal Gas Tax	150		150										
Total: Financing Sources	150		150										

Funding Required	450	0	0	0	450	0	0	0	0	0	0	0	0
-------------------------	------------	----------	----------	----------	------------	----------	----------	----------	----------	----------	----------	----------	----------

Operating Budget Impact:	2021	2022	2023 Onward
Costs(Savings) (000's)			
Staffing Impacts (F.T.E)			

Project Rating Attributes	Weight	Rating	Weighted Rank
Contractual/Legislated Obligations	46.00	0-0	
Health and Safety	16.00	0-0	
Operating Budget/Financial Impact	9.00	0-0	
Strategic Direction (Dominant Project Theme)	29.00	0-1	
Total			



**CITY OF HAMILTON
2021-2045 CAPITAL BUDGET PROJECT DETAIL SHEET**

Division/Department: Roads - Public Works Tax Funded
Project Name: Bridge 282 - Longwood over Hwy 403

Project ID: 4032118282

Category: Bridge Rehabilitation
Ward(s): 1

Objective:
Based on the OSIM bridge inspection, it has been determined that the existing bridge is in need of minor rehabilitation to extend the asset's life and performance. This is intended to reduce the risk to public safety while maintaining continuity of the road network.

Start Date: 2021
Completion Date: 2021
Status: Block
Tangible Capital Asset: No
Capital Budget Initiation: 2021
Program Type: Bridges & Structures

Expenses (000's)	Total	Pre 2021	2021	2022	2023	2024	2025	2026	2027	2028	2029	2030	2031-45
Construction	1,500		1,500										
Total: Expenses	1,500		1,500										

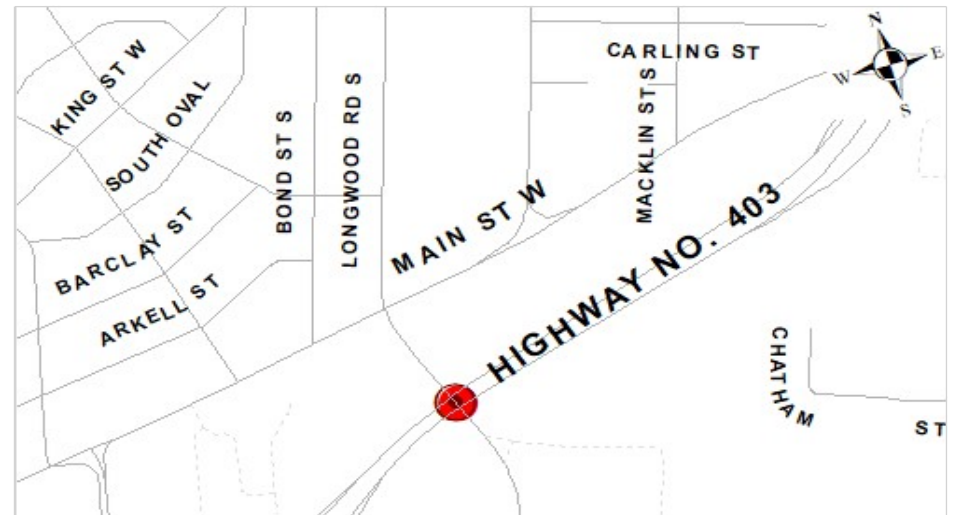
Net Cost	1,500	0	1,500	0	0	0	0	0	0	0	0	0	0
-----------------	--------------	----------	--------------	----------	----------	----------	----------	----------	----------	----------	----------	----------	----------

Financing Sources (000's)	Total	Pre 2021	2021	2022	2023	2024	2025	2026	2027	2028	2029	2030	2031-45
Federal Gas Tax	1,500		1,500										
Total: Financing Sources	1,500		1,500										

Funding Required	0	0	0	0	0	0	0	0	0	0	0	0	0
-------------------------	----------	----------	----------	----------	----------	----------	----------	----------	----------	----------	----------	----------	----------

Operating Budget Impact:	2021	2022	2023 Onward
Costs(Savings) (000's)			
Staffing Impacts (F.T.E)			

Project Rating Attributes	Weight	Rating	Weighted Rank
Contractual/Legislated Obligations	46.00	0-0	
Health and Safety	16.00	0-0	
Operating Budget/Financial Impact	9.00	0-0	
Strategic Direction (Dominant Project Theme)	29.00	0-1	
Total			



**CITY OF HAMILTON
2021-2045 CAPITAL BUDGET PROJECT DETAIL SHEET**

Division/Department: Roads - Public Works Tax Funded
Project Name: Bridge 329 - Burlington St E over Wilcox St

Project ID: 4032118329

Category: Bridge Rehabilitation

Ward(s): 3

Objective:

Based on the OSIM bridge inspection and additional investigations completed it has been determined that the existing bridge structure has become deficient and is in need of costly repairs. It is more cost-effective and feasible to remove the bridge without replacement. This will achieve favourable cost-savings while reducing the risk to public safety and maintaining continuity of the road network. This project is to be coordinated with at-grade road reconstruction.

Start Date: 2021
Completion Date: 2024
Status: Block
Tangible Capital Asset: Yes
Capital Budget Initiation: 2020
Program Type: Bridges & Structures

Expenses (000's)	Total	Pre 2021	2021	2022	2023	2024	2025	2026	2027	2028	2029	2030	2031-45
Construction	3,600					3,600							
Consultant	150		150										
Design	270			270									
Total: Expenses	4,020		150	270		3,600							

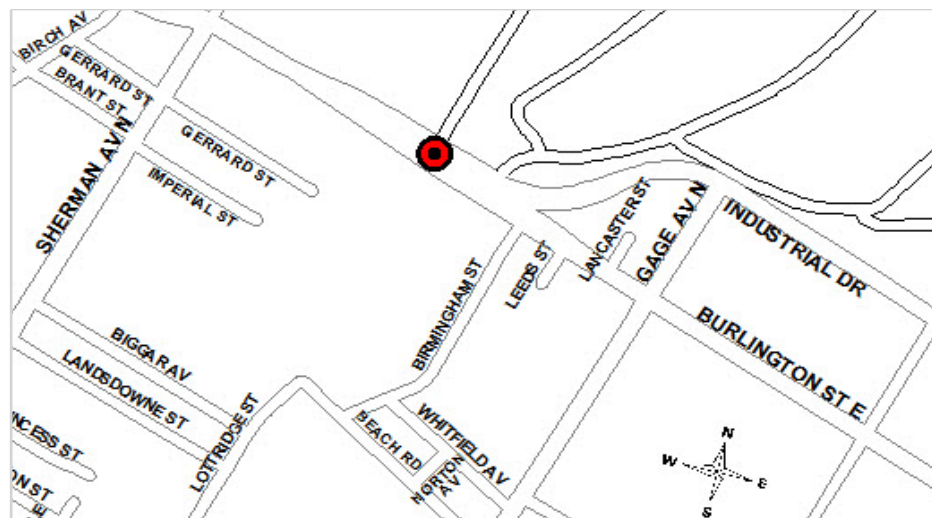
Net Cost	Total	Pre 2021	2021	2022	2023	2024	2025	2026	2027	2028	2029	2030	2031-45
	4,020	0	150	270	0	3,600	0	0	0	0	0	0	0

Financing Sources (000's)	Total	Pre 2021	2021	2022	2023	2024	2025	2026	2027	2028	2029	2030	2031-45
From Operating Fund	150		150										
Total: Financing Sources	150		150										

Funding Required	Total	Pre 2021	2021	2022	2023	2024	2025	2026	2027	2028	2029	2030	2031-45
	3,870	0	0	270	0	3,600	0	0	0	0	0	0	0

Operating Budget Impact:	2021	2022	2023 Onward
Costs(Savings) (000's)			
Staffing Impacts (F.T.E)			

Project Rating Attributes	Weight	Rating	Weighted Rank
Contractual/Legislated Obligations	46.00	0-0	
Health and Safety	16.00	0-0	
Operating Budget/Financial Impact	9.00	0-0	
Strategic Direction (Dominant Project Theme)	29.00	0-1	
Total			



**CITY OF HAMILTON
2021-2045 CAPITAL BUDGET PROJECT DETAIL SHEET**

Division/Department: Roads - Public Works Tax Funded
Project Name: Arvin - Dosco to Jones

Project ID: 4032119102

Category: Replacement Project
Ward(s): 10

Objective:
The roadway has become structurally deficient and is in need of reconstruction. This will improve the level-of-service, increase safety and reduce maintenance costs.

Start Date: 2021
Completion Date: 2023
Status: Block
Tangible Capital Asset: No
Capital Budget Initiation: 2018
Program Type: Replacement Program

Expenses (000's)	Total	Pre 2021	2021	2022	2023	2024	2025	2026	2027	2028	2029	2030	2031-45
Construction	3,330				3,330								
Design	150			150									
Utilities Co-ordination	150		150										
Total: Expenses	3,630		150	150	3,330								

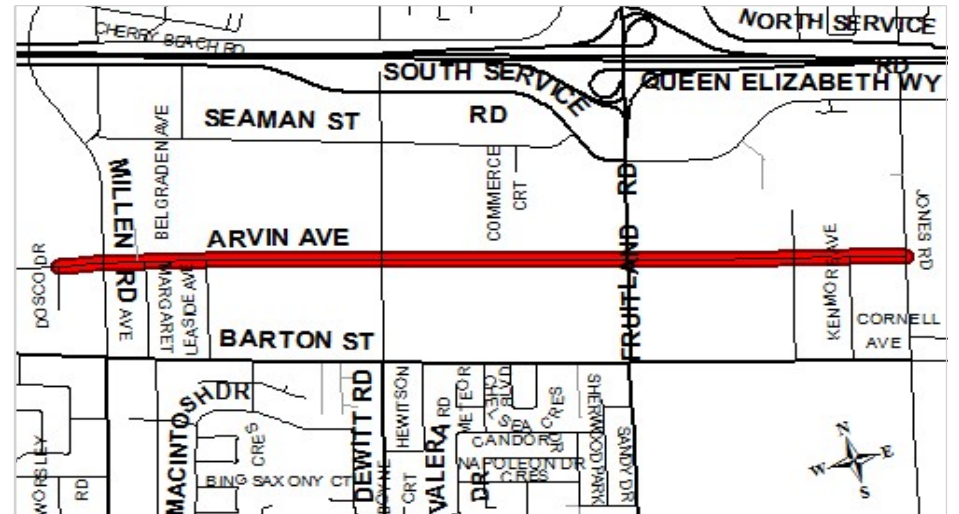
Net Cost	Total	Pre 2021	2021	2022	2023	2024	2025	2026	2027	2028	2029	2030	2031-45
	3,630	0	150	150	3,330	0	0	0	0	0	0	0	0

Financing Sources (000's)	Total	Pre 2021	2021	2022	2023	2024	2025	2026	2027	2028	2029	2030	2031-45
Federal Gas Tax	150		150										
Total: Financing Sources	150		150										

Funding Required	Total	Pre 2021	2021	2022	2023	2024	2025	2026	2027	2028	2029	2030	2031-45
	3,480	0	0	150	3,330	0	0	0	0	0	0	0	0

Operating Budget Impact:	2021	2022	2023 Onward
Costs(Savings) (000's)			
Staffing Impacts (F.T.E)			

Project Rating Attributes	Weight	Rating	Weighted Rank
Contractual/Legislated Obligations	46.00	0-0	
Health and Safety	16.00	0-0	
Operating Budget/Financial Impact	9.00	0-0	
Strategic Direction (Dominant Project Theme)	29.00	0-1	
Total			



**CITY OF HAMILTON
2021-2045 CAPITAL BUDGET PROJECT DETAIL SHEET**

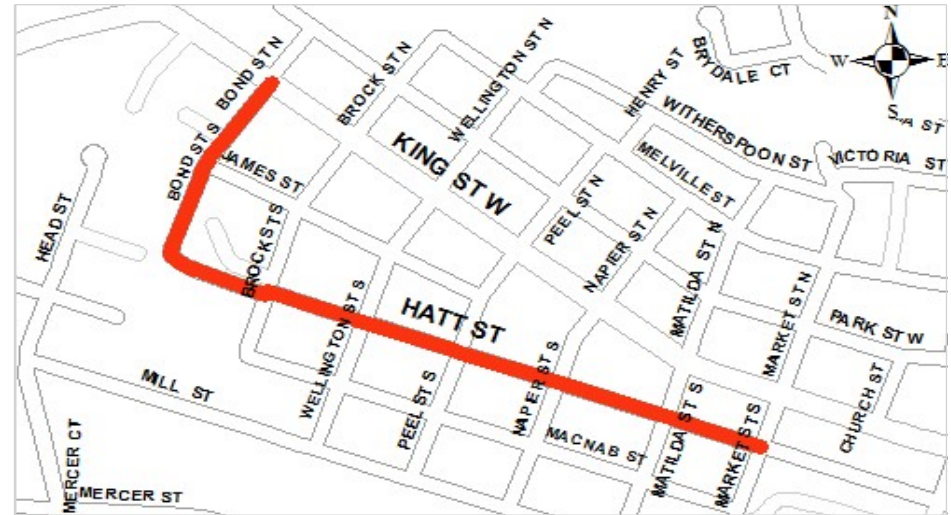
Division/Department: Roads - Public Works Tax Funded
Project Name: Hatt & Bond - King to Market

Project ID: 4032119104

Category: Coordinated - Replacement Projects
Ward(s): 13

Operating Budget Impact:	2021	2022	2023 Onward
Costs(Savings) (000's)			
Staffing Impacts (F.T.E)			

Project Rating Attributes	Weight	Rating	Weighted Rank
Contractual/Legislated Obligations	46.00	0-0	
Health and Safety	16.00	0-0	
Operating Budget/Financial Impact	9.00	0-0	
Strategic Direction (Dominant Project Theme)	29.00	0-1	
Total			



**CITY OF HAMILTON
2021-2045 CAPITAL BUDGET PROJECT DETAIL SHEET**

Division/Department: Roads - Public Works Tax Funded
Project Name: Barton - Ottawa to Kenilworth

Project ID: 4032119105

Category: Coordinated - Replacement Projects
Ward(s): 4

Operating Budget Impact:	2021	2022	2023 Onward
Costs(Savings) (000's)			
Staffing Impacts (F.T.E)			

Project Rating Attributes	Weight	Rating	Weighted Rank
Contractual/Legislated Obligations	46.00	0-0	
Health and Safety	16.00	0-0	
Operating Budget/Financial Impact	9.00	0-0	
Strategic Direction (Dominant Project Theme)	29.00	0-1	
Total			



**CITY OF HAMILTON
2021-2045 CAPITAL BUDGET PROJECT DETAIL SHEET**

Division/Department: Roads - Public Works Tax Funded
Project Name: Kelvin - Old Orchard to south end

Project ID: 4032119106

Category: Coordinated - Replacement Projects
Ward(s): 5

Operating Budget Impact:	2021	2022	2023 Onward
Costs(Savings) (000's)			
Staffing Impacts (F.T.E)			

Project Rating Attributes	Weight	Rating	Weighted Rank
Contractual/Legislated Obligations	46.00	0-0	
Health and Safety	16.00	0-0	
Operating Budget/Financial Impact	9.00	0-0	
Strategic Direction (Dominant Project Theme)	29.00	0-1	
Total			



CITY OF HAMILTON 2021-2045 CAPITAL BUDGET PROJECT DETAIL SHEET

Division/Department: Roads - Public Works Tax Funded
Project Name: Concession / Mountain Brow - Upper Gage to Oakcrest

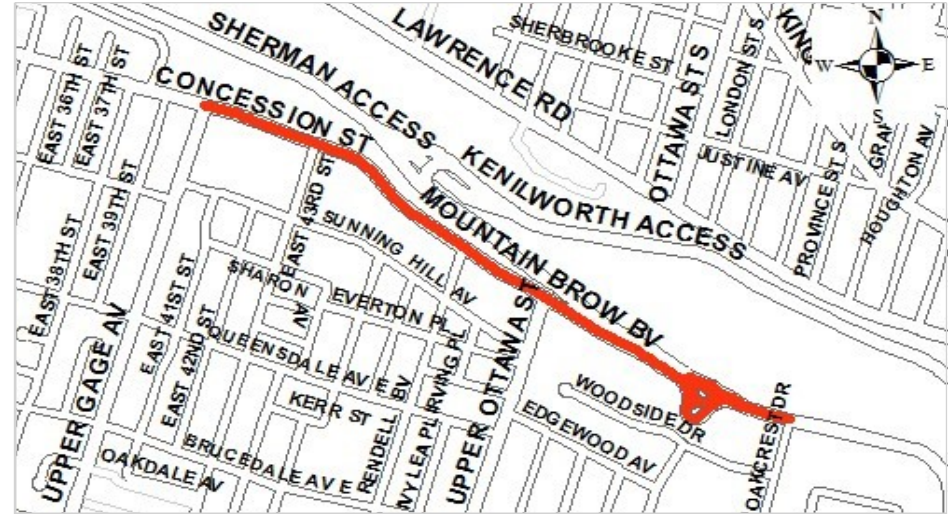
Project ID: 4032119108

Category: Coordinated - Replacement Projects

Ward(s): 6

Operating Budget Impact:	2021	2022	2023 Onward
Costs(Savings) (000's)			
Staffing Impacts (F.T.E)			

Project Rating Attributes	Weight	Rating	Weighted Rank
Contractual/Legislated Obligations	46.00	0-0	
Health and Safety	16.00	0-0	
Operating Budget/Financial Impact	9.00	0-0	
Strategic Direction (Dominant Project Theme)	29.00	0-1	
Total			



**CITY OF HAMILTON
2021-2045 CAPITAL BUDGET PROJECT DETAIL SHEET**

Division/Department: Roads - Public Works Tax Funded
Project Name: Scenic - Mohawk to Chateau Crt

Project ID: 4032119109

Category: Replacement Project
Ward(s): 14

Objective:
The roadway has become structurally deficient and is in need of reconstruction. This will improve the level-of-service, increase safety and reduce maintenance costs. This project is to include sidewalk and multi-use path pedestrian enhancements. CPMS 11272

Start Date: 2021
Completion Date: 2022
Status: Block
Tangible Capital Asset: Yes
Capital Budget Initiation: 2013
Program Type: Replacement Program

Expenses (000's)	Total	Pre 2021	2021	2022	2023	2024	2025	2026	2027	2028	2029	2030	2031-45
Construction	5,000			5,000									
Design	150		150										
Total: Expenses	5,150		150	5,000									

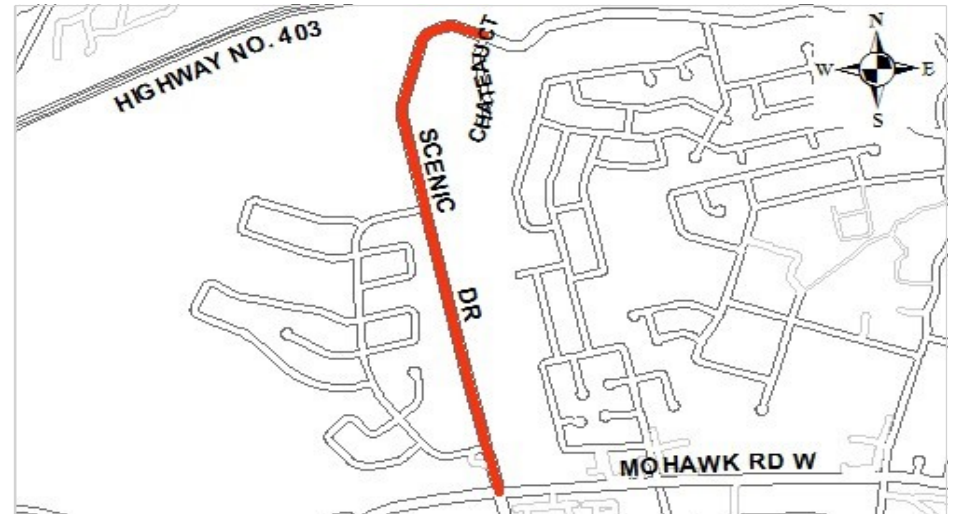
Net Cost	5,150	0	150	5,000	0	0	0	0	0	0	0	0	0
-----------------	--------------	----------	------------	--------------	----------	----------	----------	----------	----------	----------	----------	----------	----------

Financing Sources (000's)	Total	Pre 2021	2021	2022	2023	2024	2025	2026	2027	2028	2029	2030	2031-45
Federal Gas Tax	150		150										
Total: Financing Sources	150		150										

Funding Required	5,000	0	0	5,000	0	0	0	0	0	0	0	0	0
-------------------------	--------------	----------	----------	--------------	----------	----------	----------	----------	----------	----------	----------	----------	----------

Operating Budget Impact:	2021	2022	2023 Onward
Costs(Savings) (000's)			
Staffing Impacts (F.T.E)			

Project Rating Attributes	Weight	Rating	Weighted Rank
Contractual/Legislated Obligations	46.00	0-0	
Health and Safety	16.00	0-0	
Operating Budget/Financial Impact	9.00	0-0	
Strategic Direction (Dominant Project Theme)	29.00	0-1	
Total			



**CITY OF HAMILTON
2021-2045 CAPITAL BUDGET PROJECT DETAIL SHEET**

Division/Department: Roads - Public Works Tax Funded
Project Name: Highway 8 - Bond to Woodleys Lane

Project ID: 4032119111

Category: Coordinated - Replacement Projects
Ward(s): 13

Objective:
The roadway has become structurally deficient and is in need of reconstruction. This will improve the level-of-service, increase safety and reduce maintenance costs. This project is to be coordinated with drainage/sewer upgrades and replacement of Bridge 248 King St W, 145m w/o Bond. CPMS 10239

Start Date: 2021
Completion Date: 2021
Status: Block
Tangible Capital Asset: Yes
Capital Budget Initiation: 2020
Program Type: Replacement Program

Expenses (000's)	Total	Pre 2021	2021	2022	2023	2024	2025	2026	2027	2028	2029	2030	2031-45
Construction	970		970										
Rates Policy	830		830										
Total: Expenses	1,800		1,800										

Revenues (000's)	Total	Pre 2021	2021	2022	2023	2024	2025	2026	2027	2028	2029	2030	2031-45
Rates Policy	830		830										
Total: Revenues	830		830										

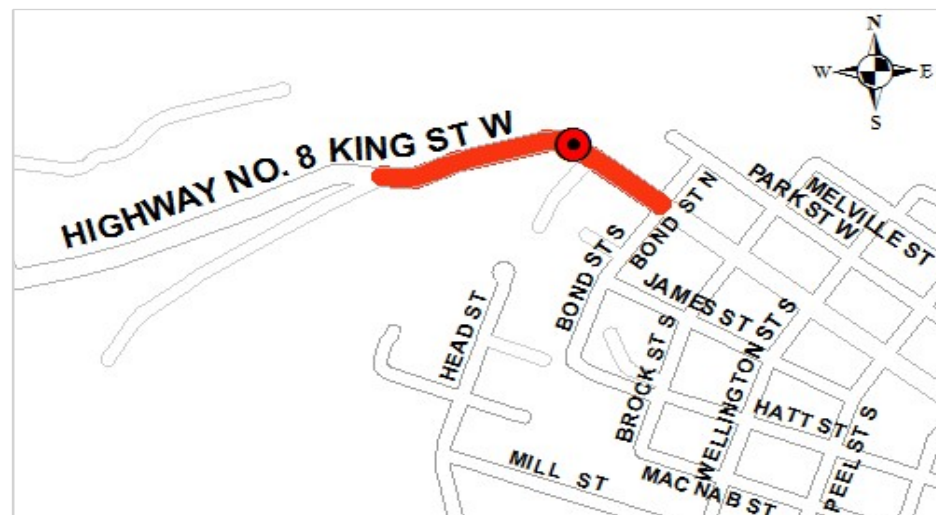
Net Cost	970	0	970	0	0	0	0	0	0	0	0	0	0
-----------------	------------	----------	------------	----------	----------	----------	----------	----------	----------	----------	----------	----------	----------

Financing Sources (000's)	Total	Pre 2021	2021	2022	2023	2024	2025	2026	2027	2028	2029	2030	2031-45
Federal Gas Tax	970		970										
Total: Financing Sources	970		970										

Funding Required	0	0	0	0	0	0	0	0	0	0	0	0	0
-------------------------	----------	----------	----------	----------	----------	----------	----------	----------	----------	----------	----------	----------	----------

Operating Budget Impact:	2021	2022	2023 Onward
Costs(Savings) (000's)	4.0		
Staffing Impacts (F.T.E)			

Project Rating Attributes	Weight	Rating	Weighted Rank
Contractual/Legislated Obligations	46.00	0-0	
Health and Safety	16.00	0-0	
Operating Budget/Financial Impact	9.00	0-0	
Strategic Direction (Dominant Project Theme)	29.00	0-1	
Total			



**CITY OF HAMILTON
2021-2045 CAPITAL BUDGET PROJECT DETAIL SHEET**

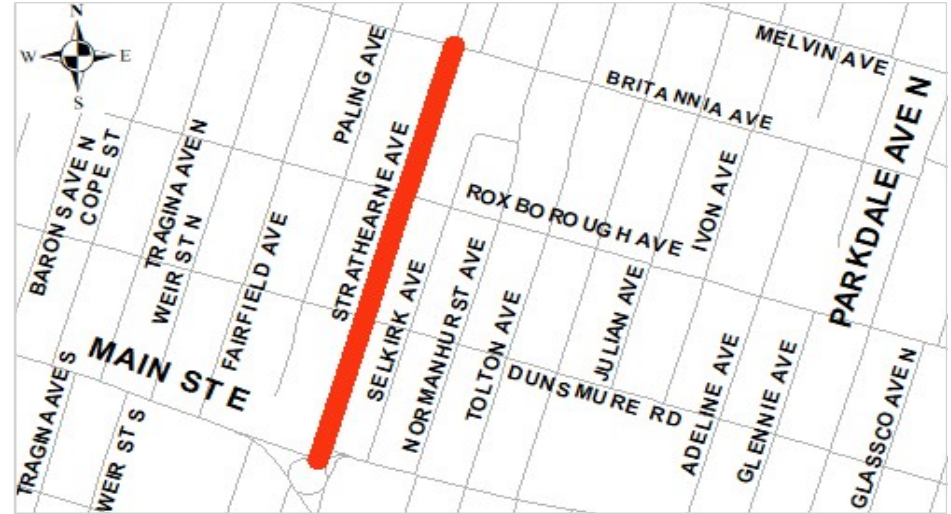
Division/Department: Roads - Public Works Tax Funded
Project Name: Strathearne - Main to Britannia

Project ID: 4032119112

Category: Coordinated - Replacement Projects
Ward(s): 4

Operating Budget Impact:	2021	2022	2023 Onward
Costs(Savings) (000's)			
Staffing Impacts (F.T.E)			

Project Rating Attributes	Weight	Rating	Weighted Rank
Contractual/Legislated Obligations	46.00	0-0	
Health and Safety	16.00	0-0	
Operating Budget/Financial Impact	9.00	0-0	
Strategic Direction (Dominant Project Theme)	29.00	0-1	
Total			



**CITY OF HAMILTON
2021-2045 CAPITAL BUDGET PROJECT DETAIL SHEET**

Division/Department: Roads - Public Works Tax Funded

Project ID: 4032119114

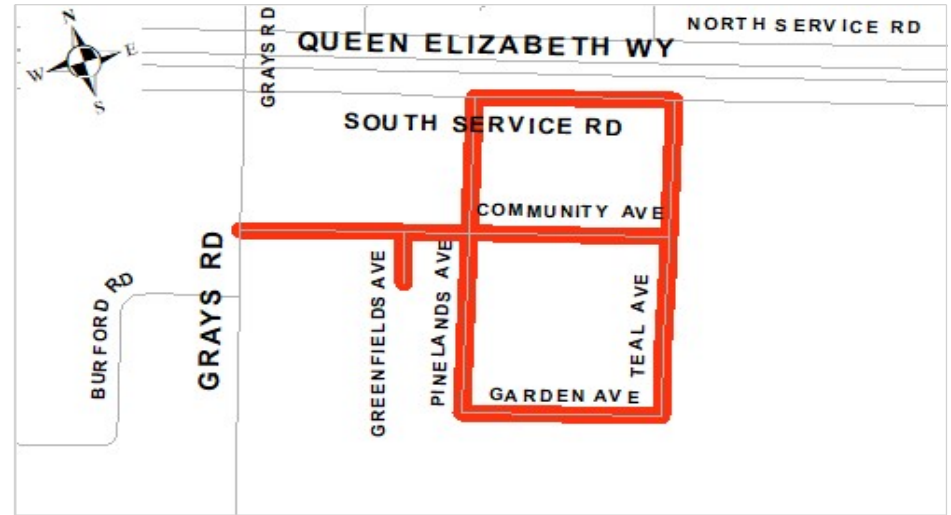
Category: Coordinated - Replacement Projects

Project Name: Pinelands / Teal / Garden / Community / Greensfield

Ward(s): 10

Operating Budget Impact:	2021	2022	2023 Onward
Costs(Savings) (000's)			
Staffing Impacts (F.T.E)			

Project Rating Attributes	Weight	Rating	Weighted Rank
Contractual/Legislated Obligations	46.00	0-0	
Health and Safety	16.00	0-0	
Operating Budget/Financial Impact	9.00	0-0	
Strategic Direction (Dominant Project Theme)	29.00	0-1	
Total			



**CITY OF HAMILTON
2021-2045 CAPITAL BUDGET PROJECT DETAIL SHEET**

Division/Department: Roads - Public Works Tax Funded

Project ID: 4032119115

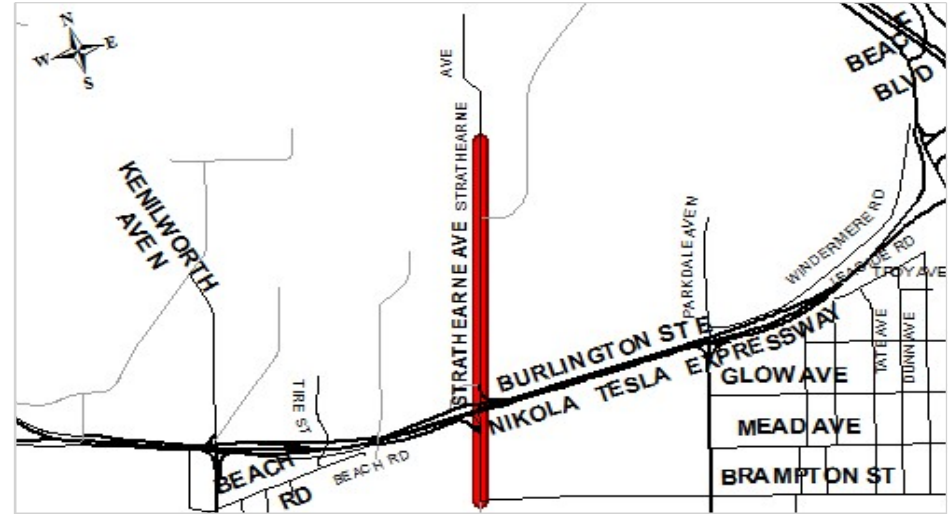
Category: Coordinated - Replacement Projects

Project Name: Strathearne - Brampton to gate at north end

Ward(s): 4

Operating Budget Impact:	2021	2022	2023 Onward
Costs(Savings) (000's)			
Staffing Impacts (F.T.E)			

Project Rating Attributes	Weight	Rating	Weighted Rank
Contractual/Legislated Obligations	46.00	0-0	
Health and Safety	16.00	0-0	
Operating Budget/Financial Impact	9.00	0-0	
Strategic Direction (Dominant Project Theme)	29.00	0-1	
Total			



**CITY OF HAMILTON
2021-2045 CAPITAL BUDGET PROJECT DETAIL SHEET**

Division/Department: Roads - Public Works Tax Funded
Project Name: Barton - Sherman to Ottawa

Project ID: 4032119122

Category: Coordinated - Replacement Projects
Ward(s): 3

Operating Budget Impact:	2021	2022	2023 Onward
Costs(Savings) (000's)			
Staffing Impacts (F.T.E)			

Project Rating Attributes	Weight	Rating	Weighted Rank
Contractual/Legislated Obligations	46.00	0-0	
Health and Safety	16.00	0-0	
Operating Budget/Financial Impact	9.00	0-0	
Strategic Direction (Dominant Project Theme)	29.00	0-1	
Total			



**CITY OF HAMILTON
2021-2045 CAPITAL BUDGET PROJECT DETAIL SHEET**

Division/Department: Roads - Public Works Tax Funded

Project ID: 4032121350

Category: Vehicles-New

Project Name: Fleet Additions - Roads O&M

Ward(s): City Wide

Objective:

To fund fleet additions required to better maintain the expanding road network or to meet additional legislated requirements.

Fleet Additions
Equipment Upgrade Program

Start Date: 2021

Completion Date: Ongoing

Status: Block

Tangible Capital Asset: Yes

Capital Budget Initiation: 2021

Program Type: Road OPS Growth

Expenses (000's)	Total	Pre 2021	2021	2022	2023	2024	2025	2026	2027	2028	2029	2030	2031-45
Other Capital Expenditures	5,300		500	200	200	200	200	200	200	200	200	200	3,000
Total: Expenses	5,300		500	200	200	200	200	200	200	200	200	200	3,000

Revenues (000's)	Total	Pre 2021	2021	2022	2023	2024	2025	2026	2027	2028	2029	2030	2031-45
Dev Charges - Non-Res-TCA	1,225		49	49	49	49	49	49	49	49	49	49	735
Dev Charges - Res-TCA	2,000		80	80	80	80	80	80	80	80	80	80	1,200
Total: Revenues	3,225		129	129	129	129	129	129	129	129	129	129	1,935

Net Cost	2,075	0	371	71	71	71	71	71	71	71	71	71	1,065
-----------------	--------------	----------	------------	-----------	-----------	-----------	-----------	-----------	-----------	-----------	-----------	-----------	--------------

Financing Sources (000's)	Total	Pre 2021	2021	2022	2023	2024	2025	2026	2027	2028	2029	2030	2031-45
From Operating Fund	371		371										
Total: Financing Sources	371		371										

Funding Required	1,704	0	0	71	71	71	71	71	71	71	71	71	1,065
-------------------------	--------------	----------	----------	-----------	-----------	-----------	-----------	-----------	-----------	-----------	-----------	-----------	--------------

Operating Budget Impact:	2021	2022	2023 Onward
Costs(Savings) (000's)			
Staffing Impacts (F.T.E)			

Project Rating Attributes	Weight	Rating	Weighted Rank
Contractual/Legislated Obligations	46.00	0-0	
Health and Safety	16.00	0-0	
Operating Budget/Financial Impact	9.00	0-0	
Strategic Direction (Dominant Project Theme)	29.00	0-1	
Total			

**CITY OF HAMILTON
2021-2045 CAPITAL BUDGET PROJECT DETAIL SHEET**

Division/Department: Roads - Public Works Tax Funded

Project ID: 4032141762

Category: Roadway Maintenance

Project Name: Yard Facility Maintenance and Improvement Program

Ward(s): City Wide

Objective:

To provide minor upgrades/modifications to existing road yards as necessitated through legislation/city policies i.e. Occupational Health and Safety. Deliverables include: containment barriers, concrete pads, fencing, winter control material distribution requirements, drainage and asphalt upgrades.

Start Date: 2021

Completion Date: Ongoing

Status: Block

Tangible Capital Asset: No

Capital Budget Initiation: 2021

Program Type: Transportation

2021 Scope: site and building aesthetics, security/control access enhancements

Expenses (000's)	Total	Pre 2021	2021	2022	2023	2024	2025	2026	2027	2028	2029	2030	2031-45
Other Capital Expenditures	3,750		150	150	150	150	150	150	150	150	150	150	2,250
Total: Expenses	3,750		150	150	150	150	150	150	150	150	150	150	2,250

Revenues (000's)	Total	Pre 2021	2021	2022	2023	2024	2025	2026	2027	2028	2029	2030	2031-45
From WIP Transfers	90		90										
Total: Revenues	90		90										

Net Cost	3,660	0	60	150	150	150	150	150	150	150	150	150	2,250
-----------------	--------------	----------	-----------	------------	------------	------------	------------	------------	------------	------------	------------	------------	--------------

Financing Sources (000's)	Total	Pre 2021	2021	2022	2023	2024	2025	2026	2027	2028	2029	2030	2031-45
From Operating Fund	60		60										
Total: Financing Sources	60		60										

Funding Required	3,600	0	0	150	150	150	150	150	150	150	150	150	2,250
-------------------------	--------------	----------	----------	------------	------------	------------	------------	------------	------------	------------	------------	------------	--------------

Operating Budget Impact:	2021	2022	2023 Onward
Costs(Savings) (000's)			
Staffing Impacts (F.T.E)			

Project Rating Attributes	Weight	Rating	Weighted Rank
Contractual/Legislated Obligations	46.00	0-0	
Health and Safety	16.00	0-0	
Operating Budget/Financial Impact	9.00	0-0	
Strategic Direction (Dominant Project Theme)	29.00	0-1	
Total			

**CITY OF HAMILTON
2021-2045 CAPITAL BUDGET PROJECT DETAIL SHEET**

Division/Department: Roads - Public Works Tax Funded

Project ID: 4032149555

Category: Technical Services Projects

Project Name: QA-QC Service Contract Program

Ward(s): City Wide

Objective:

Allocated funding to provide quality assurance and control for existing road rehabilitation and replacement contracts. Includes but not limited to: coupon testing, CCTV, soil resistivity and compaction.

Start Date: 2021

Completion Date: Ongoing

Status: Block

Tangible Capital Asset: No

Capital Budget Initiation: 2021

Program Type: Replacement Program

Expenses (000's)	Total	Pre 2021	2021	2022	2023	2024	2025	2026	2027	2028	2029	2030	2031-45
Construction	3,750		150	150	150	150	150	150	150	150	150	150	2,250
Total: Expenses	3,750		150	150	150	150	150	150	150	150	150	150	2,250
Net Cost	3,750	0	150	150	150	150	150	150	150	150	150	150	2,250
Financing Sources (000's)	Total	Pre 2021	2021	2022	2023	2024	2025	2026	2027	2028	2029	2030	2031-45
From Operating Fund	150		150										
Total: Financing Sources	150		150										
Funding Required	3,600	0	0	150	150	150	150	150	150	150	150	150	2,250

Operating Budget Impact:	2021	2022	2023 Onward
Costs(Savings) (000's)			
Staffing Impacts (F.T.E)			

Project Rating Attributes	Weight	Rating	Weighted Rank
Contractual/Legislated Obligations	46.00	0-0	
Health and Safety	16.00	0-0	
Operating Budget/Financial Impact	9.00	0-0	
Strategic Direction (Dominant Project Theme)	29.00	0-1	
Total			

**CITY OF HAMILTON
2021-2045 CAPITAL BUDGET PROJECT DETAIL SHEET**

Division/Department: Roads - Public Works Tax Funded
Project Name: Roads - Small Equipment Replacement

Project ID: 4032151410

Category: Operations & Maintenance
Ward(s): City Wide

Objective:
Annual replacement process to purchase small equipment based on lifecycle replacement formula. Purchase small equipment such as weed eaters, chainsaws, concrete saws, generators, pumps and compactors to replace existing equipment.

Start Date: 2021
Completion Date: Ongoing
Status: Recommended (funded)
Tangible Capital Asset: No
Capital Budget Initiation: 2021
Program Type: Transportation

Expenses (000's)	Total	Pre 2021	2021	2022	2023	2024	2025	2026	2027	2028	2029	2030	2031-45
Equipment	1,050		50	50	50	50	50	50	50	50	50	50	550
Total: Expenses	1,050		50	50	50	50	50	50	50	50	50	50	550

Revenues (000's)	Total	Pre 2021	2021	2022	2023	2024	2025	2026	2027	2028	2029	2030	2031-45
From Reserves	1,050		50	50	50	50	50	50	50	50	50	50	550
Total: Revenues	1,050		50	50	50	50	50	50	50	50	50	50	550

Net Cost	0	0	0	0	0	0	0	0	0	0	0	0	0
-----------------	----------	----------	----------	----------	----------	----------	----------	----------	----------	----------	----------	----------	----------

Funding Required	0	0	0	0	0	0	0	0	0	0	0	0	0
-------------------------	----------	----------	----------	----------	----------	----------	----------	----------	----------	----------	----------	----------	----------

Operating Budget Impact:	2021	2022	2023 Onward
Costs(Savings) (000's)			
Staffing Impacts (F.T.E)			

Project Rating Attributes	Weight	Rating	Weighted Rank
Contractual/Legislated Obligations	46.00	0-0	
Health and Safety	16.00	0-0	
Operating Budget/Financial Impact	9.00	0-0	
Strategic Direction (Dominant Project Theme)	29.00	0-1	
Total			

**CITY OF HAMILTON
2021-2045 CAPITAL BUDGET PROJECT DETAIL SHEET**

Division/Department: Roads - Public Works Tax Funded
Project Name: Dickenson EA - Upper James to Upper Centennial

Project ID: 4032155140

Category: Plans/Studies
Ward(s): 11

Objective:

Start Date:	2021
Completion Date:	2021
Status:	Block
Tangible Capital Asset:	Yes
Capital Budget Initiation:	2021
Program Type:	Technical Studies &

Expenses (000's)	Total	Pre 2021	2021	2022	2023	2024	2025	2026	2027	2028	2029	2030	2031-45
Environmental Assesments	450		450										
Total: Expenses	450		450										

Revenues (000's)	Total	Pre 2021	2021	2022	2023	2024	2025	2026	2027	2028	2029	2030	2031-45
Dev Charges - Non-Res-TCA	135		135										
Dev Charges - Res-TCA	135		135										
Total: Revenues	270		270										

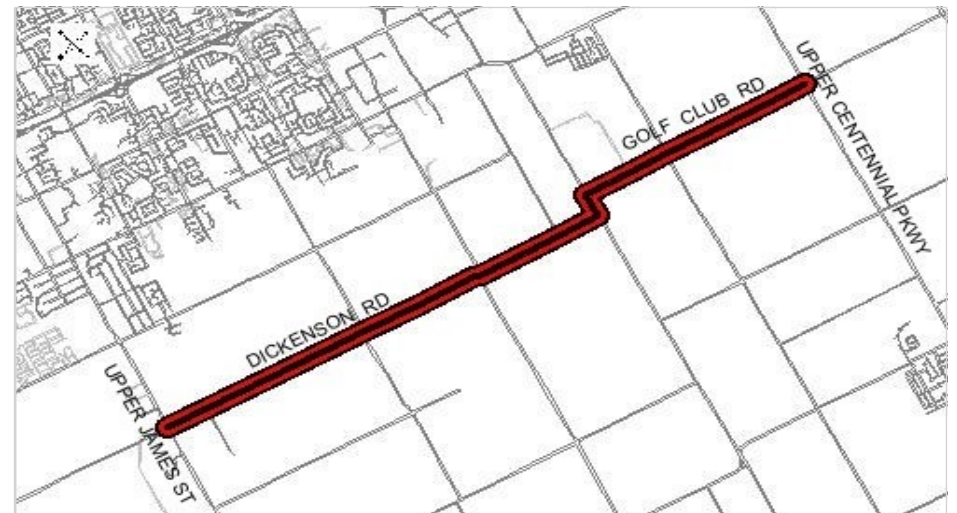
Net Cost	180	0	180	0	0	0	0	0	0	0	0	0	0
-----------------	------------	----------	------------	----------	----------	----------	----------	----------	----------	----------	----------	----------	----------

Financing Sources (000's)	Total	Pre 2021	2021	2022	2023	2024	2025	2026	2027	2028	2029	2030	2031-45
From Operating Fund	180		180										
Total: Financing Sources	180		180										

Funding Required	0	0	0	0	0	0	0	0	0	0	0	0	0
-------------------------	----------	----------	----------	----------	----------	----------	----------	----------	----------	----------	----------	----------	----------

Operating Budget Impact:	2021	2022	2023 Onward
Costs(Savings) (000's)			
Staffing Impacts (F.T.E)			

Project Rating Attributes	Weight	Rating	Weighted Rank
Contractual/Legislated Obligations	46.00	0-0	
Health and Safety	16.00	0-0	
Operating Budget/Financial Impact	9.00	0-0	
Strategic Direction (Dominant Project Theme)	29.00	0-1	
Total			



**CITY OF HAMILTON
2021-2045 CAPITAL BUDGET PROJECT DETAIL SHEET**

Division/Department: Roads - Public Works Tax Funded
Project Name: West 5th EA - Rymal to Stone Church (SMA)

Project ID: 4032155141

Category: Plans/Studies
Ward(s): 8

Objective:

Start Date: 2021
Completion Date: 2021
Status: Block
Tangible Capital Asset: Yes
Capital Budget Initiation: 2021
Program Type: Technical Studies &

Expenses (000's)	Total	Pre 2021	2021	2022	2023	2024	2025	2026	2027	2028	2029	2030	2031-45
Environmental Assesments	250		250										
Total: Expenses	250		250										

Revenues (000's)	Total	Pre 2021	2021	2022	2023	2024	2025	2026	2027	2028	2029	2030	2031-45
Dev Charges - Non-Res-TCA	75		75										
Dev Charges - Res-TCA	75		75										
Total: Revenues	150		150										

Net Cost	100	0	100	0	0	0	0	0	0	0	0	0	0
-----------------	------------	----------	------------	----------	----------	----------	----------	----------	----------	----------	----------	----------	----------

Financing Sources (000's)	Total	Pre 2021	2021	2022	2023	2024	2025	2026	2027	2028	2029	2030	2031-45
From Operating Fund	100		100										
Total: Financing Sources	100		100										

Funding Required	0	0	0	0	0	0	0	0	0	0	0	0	0
-------------------------	----------	----------	----------	----------	----------	----------	----------	----------	----------	----------	----------	----------	----------

Operating Budget Impact:	2021	2022	2023 Onward
Costs(Savings) (000's)			
Staffing Impacts (F.T.E)			

Project Rating Attributes	Weight	Rating	Weighted Rank
Contractual/Legislated Obligations	46.00	0-0	
Health and Safety	16.00	0-0	
Operating Budget/Financial Impact	9.00	0-0	
Strategic Direction (Dominant Project Theme)	29.00	0-1	
Total			



**CITY OF HAMILTON
2021-2045 CAPITAL BUDGET PROJECT DETAIL SHEET**

Division/Department: Roads - Public Works Tax Funded
Project Name: Escarpment Erosion Study

Project ID: 4032155145

Category: Technical Services Projects
Ward(s): City Wide

Objective:
Multi-year study of erosion rates and characteristics of the Niagara escarpment within the City of Hamilton, at various locations.

Start Date: 2021
Completion Date: 2021
Status: Block
Tangible Capital Asset: No
Capital Budget Initiation: 2021
Program Type: Bridges & Structures

Expenses (000's)	Total	Pre 2021	2021	2022	2023	2024	2025	2026	2027	2028	2029	2030	2031-45
Consultant	350		350										
Total: Expenses	350		350										

Net Cost	350	0	350	0	0	0	0	0	0	0	0	0	0
-----------------	------------	----------	------------	----------	----------	----------	----------	----------	----------	----------	----------	----------	----------

Financing Sources (000's)	Total	Pre 2021	2021	2022	2023	2024	2025	2026	2027	2028	2029	2030	2031-45
Federal Gas Tax	350		350										
Total: Financing Sources	350		350										

Funding Required	0	0	0	0	0	0	0	0	0	0	0	0	0
-------------------------	----------	----------	----------	----------	----------	----------	----------	----------	----------	----------	----------	----------	----------

Operating Budget Impact:	2021	2022	2023 Onward
Costs(Savings) (000's)			
Staffing Impacts (F.T.E)			

Project Rating Attributes	Weight	Rating	Weighted Rank
Contractual/Legislated Obligations	46.00	0-0	
Health and Safety	16.00	0-0	
Operating Budget/Financial Impact	9.00	0-0	
Strategic Direction (Dominant Project Theme)	29.00	0-1	
Total			

**CITY OF HAMILTON
2021-2045 CAPITAL BUDGET PROJECT DETAIL SHEET**

Division/Department: Roads - Public Works Tax Funded

Project ID: 4032155180

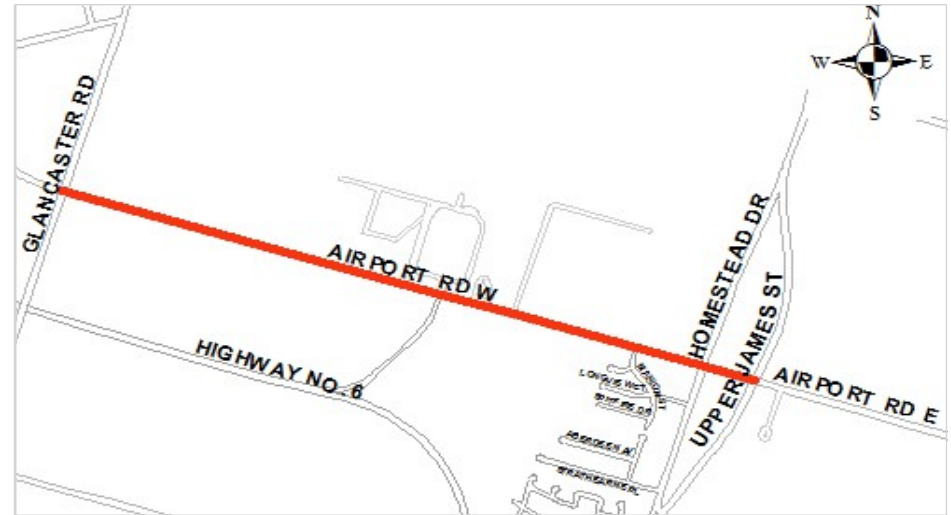
Category: Plans/Studies

Project Name: Airport Road Class EA - Upper James to Glanaster Road

Ward(s): 11

Operating Budget Impact:	2021	2022	2023 Onward
Costs(Savings) (000's)			
Staffing Impacts (F.T.E)			

Project Rating Attributes	Weight	Rating	Weighted Rank
Contractual/Legislated Obligations	46.00	0-0	
Health and Safety	16.00	0-0	
Operating Budget/Financial Impact	9.00	0-0	
Strategic Direction (Dominant Project Theme)	29.00	0-1	
Total			



**CITY OF HAMILTON
2021-2045 CAPITAL BUDGET PROJECT DETAIL SHEET**

Division/Department: Roads - Public Works Tax Funded

Project ID: 4032155522

Category: Technical Services Projects

Project Name: State of the Infrastructure - Asset Management

Ward(s): City Wide

Objective:

For the ongoing condition assessment, needs analysis and capital prioritization and reporting of right of way assets necessary to maintain such reports as the State of the Infrastructure, Service Level Delivery, etc. This is to include the ongoing development and monitoring of the Provincially required Asset Management Plan.

Start Date: 2021

Completion Date: Ongoing

Status: Block

Tangible Capital Asset: No

Capital Budget Initiation: 2021

Program Type: Technical Studies &

Expenses (000's)	Total	Pre 2021	2021	2022	2023	2024	2025	2026	2027	2028	2029	2030	2031-45
Consultant	6,530		50	270	270	270	270	270	270	270	270	270	4,050
Total: Expenses	6,530		50	270	270	270	270	270	270	270	270	270	4,050
Net Cost	6,530	0	50	270	270	270	270	270	270	270	270	270	4,050
Financing Sources (000's)	Total	Pre 2021	2021	2022	2023	2024	2025	2026	2027	2028	2029	2030	2031-45
From Operating Fund	50		50										
Total: Financing Sources	50		50										
Funding Required	6,480	0	0	270	270	270	270	270	270	270	270	270	4,050

Operating Budget Impact:	2021	2022	2023 Onward
Costs(Savings) (000's)			
Staffing Impacts (F.T.E)			

Project Rating Attributes	Weight	Rating	Weighted Rank
Contractual/Legislated Obligations	46.00	0-0	
Health and Safety	16.00	0-0	
Operating Budget/Financial Impact	9.00	0-0	
Strategic Direction (Dominant Project Theme)	29.00	0-1	
Total			

**CITY OF HAMILTON
2021-2045 CAPITAL BUDGET PROJECT DETAIL SHEET**

Division/Department: Roads - Public Works Tax Funded

Project ID: 4032155556

Category: Technical Services Projects

Project Name: Mapping Update Program

Ward(s): City Wide

Objective:

Acquire updated air photos, update the City's Digital Terrain Model (DEM) and mapping of road edges, sidewalks, building footprints etc. This supports the study of Storm water issues, supports operating and capital programs, assists in land development reviews. Develop and Maintain Horizontal (Lat / Long) and Vertical (Elevation) control networks across the City to allow correct data integration and alignment of ground based surveys with the City's mapping program.

Start Date: 2021

Completion Date: Ongoing

Status: Block

Tangible Capital Asset: No

Capital Budget Initiation: 2021

Program Type: Technical Studies &

Expenses (000's)	Total	Pre 2021	2021	2022	2023	2024	2025	2026	2027	2028	2029	2030	2031-45
Consultant	1,092	92	40	40	40	40	40	40	40	40	40	40	600
Design	8	8											
Total: Expenses	1,100	100	40	40	40	40	40	40	40	40	40	40	600

Net Cost	1,100	100	40	40	40	40	40	40	40	40	40	40	600
-----------------	--------------	------------	-----------	-----------	-----------	-----------	-----------	-----------	-----------	-----------	-----------	-----------	------------

Financing Sources (000's)	Total	Pre 2021	2021	2022	2023	2024	2025	2026	2027	2028	2029	2030	2031-45
From Operating Fund	70	30	40										
Future Fund	70	70											
Total: Financing Sources	140	100	40										

Funding Required	960	0	0	40	40	40	40	40	40	40	40	40	600
-------------------------	------------	----------	----------	-----------	-----------	-----------	-----------	-----------	-----------	-----------	-----------	-----------	------------

Operating Budget Impact:	2021	2022	2023 Onward
Costs(Savings) (000's)			
Staffing Impacts (F.T.E)			

Project Rating Attributes	Weight	Rating	Weighted Rank
Contractual/Legislated Obligations	46.00	0-0	
Health and Safety	16.00	0-0	
Operating Budget/Financial Impact	9.00	0-0	
Strategic Direction (Dominant Project Theme)	29.00	0-1	
Total			

CITY OF HAMILTON
2021-2045 CAPITAL BUDGET PROJECT DETAIL SHEET

Division/Department: Roads - Public Works Tax Funded

Project ID: 4032155744

Category: Technical Services Projects

Project Name: TMP Modelling & Monitoring

Ward(s): City Wide

Objective:

Undertaking various studies to report back on effectiveness of policies. Undertake before and after studies and report on findings, collect and analyze user surveys, participate/contribute as part of collaborative (multi-jurisdictional) programs data collection programs, collaborate with goods movement industry to develop database and application of origin-destination data

Start Date: 2021

Completion Date: Ongoing

Status: Block

Tangible Capital Asset: No

Capital Budget Initiation: 2021

Program Type: Technical Studies &

Expenses (000's)	Total	Pre 2021	2021	2022	2023	2024	2025	2026	2027	2028	2029	2030	2031-45
Consultant	790		50	50	30	30	30	30	30	30	30	30	450
Total: Expenses	790		50	50	30	30	30	30	30	30	30	30	450
Net Cost	790	0	50	50	30	30	30	30	30	30	30	30	450
Financing Sources (000's)	Total	Pre 2021	2021	2022	2023	2024	2025	2026	2027	2028	2029	2030	2031-45
From Operating Fund	50		50										
Total: Financing Sources	50		50										
Funding Required	740	0	0	50	30	30	30	30	30	30	30	30	450

Operating Budget Impact:	2021	2022	2023 Onward
Costs(Savings) (000's)			
Staffing Impacts (F.T.E)			

Project Rating Attributes	Weight	Rating	Weighted Rank
Contractual/Legislated Obligations	46.00	0-0	
Health and Safety	16.00	0-0	
Operating Budget/Financial Impact	9.00	0-0	
Strategic Direction (Dominant Project Theme)	29.00	0-1	
Total			

**CITY OF HAMILTON
2021-2045 CAPITAL BUDGET PROJECT DETAIL SHEET**

Division/Department: Roads - Public Works Tax Funded

Project ID: 4032155820

Category: Mobility Projects

Project Name: Sustainable Mobility Program

Ward(s): City Wide

Objective:

The TDM, Smart Commute and Sustainable Mobility Program encompasses Transportation Demand Management initiatives including mitigating the effects of road infrastructure by reducing the amount of cars using the road system. This is achieved through community-based social marketing; infrastructure, maintenance and replacement; public bike share; end-of-trip facilities; multi-modal connections to transit; complete-better-livable streets; events, marketing, outreach, urban interventions and promotions; active and safe school travel and the school travel planning process; counters, data management and web-based tools; research and policy work; construction and major event traffic mitigation for major events and infrastructure projects; workplace engagement through the Smart Commute program, the provision of Smart Commute events, tools, on-line resources, carpool and rideshare management, transit integration, cycling and walking promotions; and a partnership with the GTHA cities and regions and Metrolinx.

Start Date: 2021
Completion Date: Ongoing
Status: Block
Tangible Capital Asset: No
Capital Budget Initiation: 2021
Program Type: Traffic Study/Master

Expenses (000's)	Total	Pre 2021	2021	2022	2023	2024	2025	2026	2027	2028	2029	2030	2031-45
Consultant	9,680		250	300	330	400	400	400	400	400	400	400	6,000
Total: Expenses	9,680		250	300	330	400	400	400	400	400	400	400	6,000

Net Cost	9,680	0	250	300	330	400	400	400	400	400	400	400	6,000
-----------------	--------------	----------	------------	------------	------------	------------	------------	------------	------------	------------	------------	------------	--------------

Financing Sources (000's)	Total	Pre 2021	2021	2022	2023	2024	2025	2026	2027	2028	2029	2030	2031-45
From Operating Fund	250		250										
Total: Financing Sources	250		250										

Funding Required	9,430	0	0	300	330	400	400	400	400	400	400	400	6,000
-------------------------	--------------	----------	----------	------------	------------	------------	------------	------------	------------	------------	------------	------------	--------------

Operating Budget Impact:	2021	2022	2023 Onward
Costs(Savings) (000's)			
Staffing Impacts (F.T.E)			

Project Rating Attributes	Weight	Rating	Weighted Rank
Contractual/Legislated Obligations	46.00	0-0	
Health and Safety	16.00	0-0	
Operating Budget/Financial Impact	9.00	0-0	
Strategic Direction (Dominant Project Theme)	29.00	0-1	
Total			

**CITY OF HAMILTON
2021-2045 CAPITAL BUDGET PROJECT DETAIL SHEET**

Division/Department: Roads - Public Works Tax Funded

Project ID: 4032155940

Category: Traffic - Community Traffic

Project Name: Transportation Tomorrow Survey

Ward(s): City Wide

Operating Budget Impact:	2021	2022	2023 Onward
Costs(Savings) (000's)			
Staffing Impacts (F.T.E)			

Project Rating Attributes	Weight	Rating	Weighted Rank
Contractual/Legislated Obligations	46.00	0-0	
Health and Safety	16.00	0-0	
Operating Budget/Financial Impact	9.00	0-0	
Strategic Direction (Dominant Project Theme)	29.00	0-1	
Total			

Comments:

TTS data is the main and valuable data for any Transportation Planning activities. The TTS data is gathered, validated and published every five (5) years. The data and analysis reports are used as input to the City's transportation model and transportation MP studies, traffic impact studies, development studies, transit planning etc. This survey provides details on household structures, travel patterns, travel mode etc. across the GTHA and beyond. The information obtained through the TTS are utilized by various Sections/Departments including Traffic, Planning, Public Health as well as Transportation Planning. The amount reflects the current and forecast funding from the City as a result of the MTO's reduced contribution. Now MTO funds 50% of the cost. The City's contribution towards the share of cost are spread over multiple years.

These funds also contribute to the transportation modelling research initiated in 2012 to create a GTHA Transportation Modelling Group (TMG) under UofT to support continued research and continuous improvement of transportation model that will allow for the co-ordination and sharing of transportation models at the provincial, regional and local level.

The funds will also be used for the City's yearly contribution to UofT for maintaining and managing the transportation data collected and stored at the UofT (DMG group) since 1986. The funding partners have access to the database at no additional cost.

**CITY OF HAMILTON
2021-2045 CAPITAL BUDGET PROJECT DETAIL SHEET**

Division/Department: Roads - Public Works Tax Funded

Project ID: 4032158001

Category: Annual Projects

Project Name: Consultation and Accommodation

Ward(s): City Wide

Objective:

Site-specific project requirements for appropriate and thorough project consultation solutions.

Start Date: 2021

Completion Date: Ongoing

Status: Block

Tangible Capital Asset: No

Capital Budget Initiation: 2021

Program Type: Other

Expenses (000's)	Total	Pre 2021	2021	2022	2023	2024	2025	2026	2027	2028	2029	2030	2031-45
Other Capital Expenditures	750		30	30	30	30	30	30	30	30	30	30	450
Total: Expenses	750		30	30	30	30	30	30	30	30	30	30	450
Net Cost	750	0	30	30	30	30	30	30	30	30	30	30	450
Financing Sources (000's)	Total	Pre 2021	2021	2022	2023	2024	2025	2026	2027	2028	2029	2030	2031-45
From Operating Fund	30		30										
Total: Financing Sources	30		30										
Funding Required	720	0	0	30	30	30	30	30	30	30	30	30	450

Operating Budget Impact:	2021	2022	2023 Onward
Costs(Savings) (000's)			
Staffing Impacts (F.T.E)			

Project Rating Attributes	Weight	Rating	Weighted Rank
Contractual/Legislated Obligations	46.00	0-0	
Health and Safety	16.00	0-0	
Operating Budget/Financial Impact	9.00	0-0	
Strategic Direction (Dominant Project Theme)	29.00	0-1	
Total			

**CITY OF HAMILTON
2021-2045 CAPITAL BUDGET PROJECT DETAIL SHEET**

Division/Department: Roads - Public Works Tax Funded
Project Name: Field Data Systems Program

Project ID: 4032162073

Category: Upgrade Projects
Ward(s): City Wide

Objective:

To maintain, upgrade and acquire data and information for various asset management systems involved with the overall management of the stormwater collection network. (IPS; IRISS; ESRI, ProjectWise Connect, Scene Software – LiDAR and Bentley Suite Software)

Start Date: 2021
Completion Date: Ongoing
Status: Block
Tangible Capital Asset: No
Capital Budget Initiation: 2021
Program Type: Distribution (Water)

Expenses (000's)	Total	Pre 2021	2021	2022	2023	2024	2025	2026	2027	2028	2029	2030	2031-45
Other Capital Expenditures	2,750		110	110	110	110	110	110	110	110	110	110	1,650
Total: Expenses	2,750		110	110	110	110	110	110	110	110	110	110	1,650
Net Cost	2,750	0	110	110	110	110	110	110	110	110	110	110	1,650
Financing Sources (000's)	Total	Pre 2021	2021	2022	2023	2024	2025	2026	2027	2028	2029	2030	2031-45
From Operating Fund	220		110	110									
Total: Financing Sources	220		110	110									
Funding Required	2,530	0	0	0	110	110	110	110	110	110	110	110	1,650

Operating Budget Impact:	2021	2022	2023 Onward
Costs(Savings) (000's)			
Staffing Impacts (F.T.E)			

Project Rating Attributes	Weight	Rating	Weighted Rank
Contractual/Legislated Obligations	46.00	0-0	
Health and Safety	16.00	0-0	
Operating Budget/Financial Impact	9.00	0-0	
Strategic Direction (Dominant Project Theme)	29.00	0-1	
Total			

**CITY OF HAMILTON
2021-2045 CAPITAL BUDGET PROJECT DETAIL SHEET**

Division/Department: Roads - Public Works Tax Funded

Project ID: 4032180180

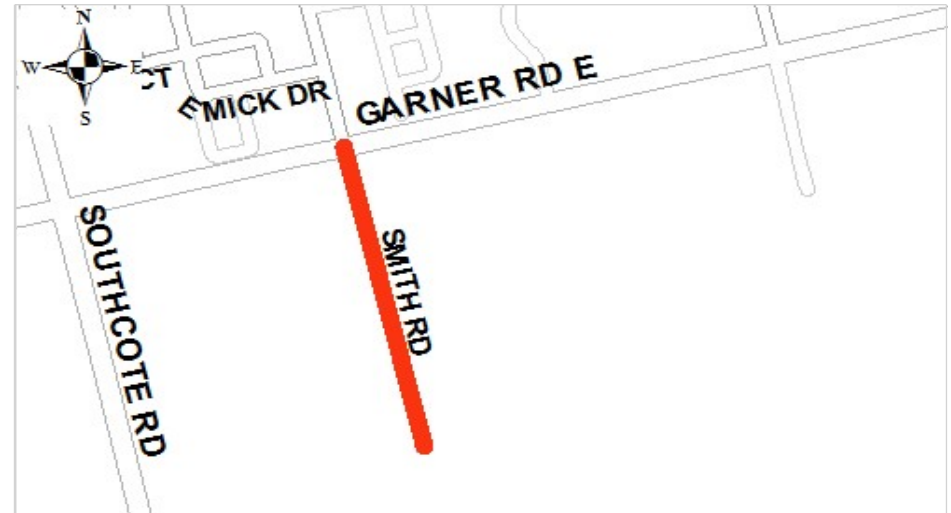
Category: Master Plan - Development

Project Name: Smith Rd Class EA - (Garner to Dickenson Extension)

Ward(s): 12

Operating Budget Impact:	2021	2022	2023 Onward
Costs(Savings) (000's)			
Staffing Impacts (F.T.E)			

Project Rating Attributes	Weight	Rating	Weighted Rank
Contractual/Legislated Obligations	46.00	0-0	
Health and Safety	16.00	0-0	
Operating Budget/Financial Impact	9.00	0-0	
Strategic Direction (Dominant Project Theme)	29.00	0-1	
Total			



**CITY OF HAMILTON
2021-2045 CAPITAL BUDGET PROJECT DETAIL SHEET**

Division/Department: Roads - Public Works Tax Funded

Project ID: 4032180184

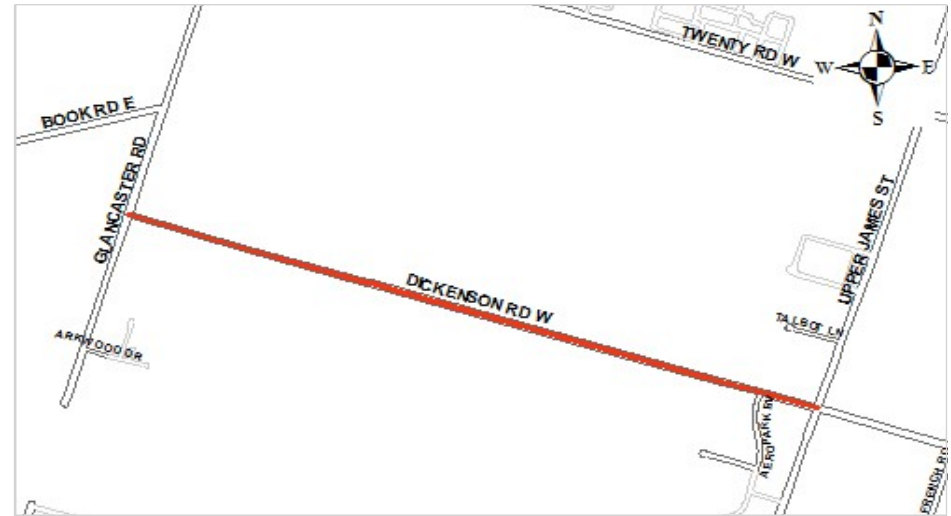
Category: Development Projects

Project Name: Dickenson - Upper James to Glancaster (AEGD)

Ward(s): 11

Operating Budget Impact:	2021	2022	2023 Onward
Costs(Savings) (000's)			94.0
Staffing Impacts (F.T.E)			.4

Project Rating Attributes	Weight	Rating	Weighted Rank
Contractual/Legislated Obligations	46.00	0-0	
Health and Safety	16.00	0-0	
Operating Budget/Financial Impact	9.00	0-0	
Strategic Direction (Dominant Project Theme)	29.00	0-1	
Total			



**CITY OF HAMILTON
2021-2045 CAPITAL BUDGET PROJECT DETAIL SHEET**

Division/Department: Roads - Public Works Tax Funded
Project Name: Southcote Class EA - Book to Garner

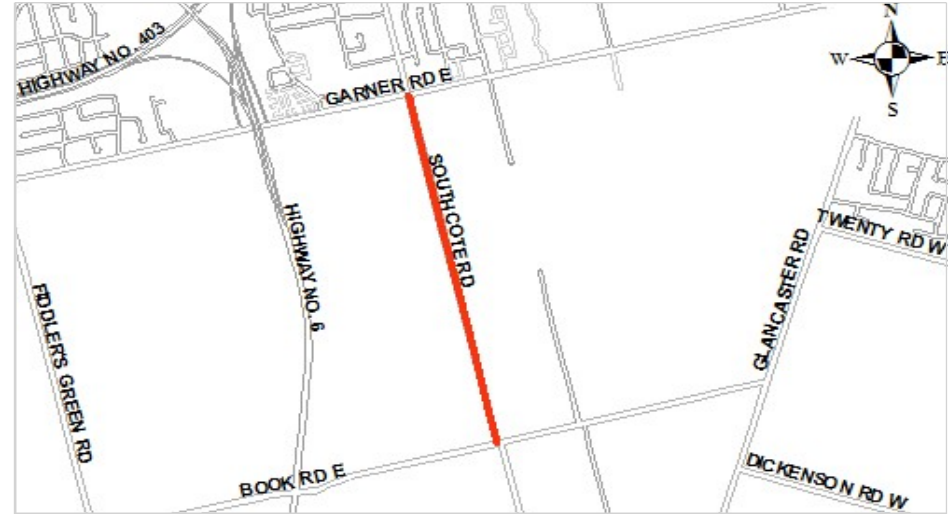
Project ID: 4032180185

Category: Development Projects

Ward(s): 12

Operating Budget Impact:	2021	2022	2023 Onward
Costs(Savings) (000's)			
Staffing Impacts (F.T.E)			

Project Rating Attributes	Weight	Rating	Weighted Rank
Contractual/Legislated Obligations	46.00	0-0	
Health and Safety	16.00	0-0	
Operating Budget/Financial Impact	9.00	0-0	
Strategic Direction (Dominant Project Theme)	29.00	0-1	
Total			



**CITY OF HAMILTON
2021-2045 CAPITAL BUDGET PROJECT DETAIL SHEET**

Division/Department: Roads - Public Works Tax Funded

Project ID: 4032180188

Category: Rehabilitation Project

Project Name: Trinity Road South - Cormorant Road to approximately 200m southerly

Ward(s): 12

Objective:
Sight line road improvements on Trinity Road South, south of Cormorant Road

Start Date: 2021
Completion Date: 2021
Status: Block
Tangible Capital Asset: No
Capital Budget Initiation: 2021
Program Type: Development

Expenses (000's)	Total	Pre 2021	2021	2022	2023	2024	2025	2026	2027	2028	2029	2030	2031-45
Construction	250		250										
Total: Expenses	250		250										

Net Cost	250	0	250	0	0	0	0	0	0	0	0	0	0
-----------------	------------	----------	------------	----------	----------	----------	----------	----------	----------	----------	----------	----------	----------

Financing Sources (000's)	Total	Pre 2021	2021	2022	2023	2024	2025	2026	2027	2028	2029	2030	2031-45
Federal Gas Tax	250		250										
Total: Financing Sources	250		250										

Funding Required	0	0	0	0	0	0	0	0	0	0	0	0	0
-------------------------	----------	----------	----------	----------	----------	----------	----------	----------	----------	----------	----------	----------	----------

Operating Budget Impact:	2021	2022	2023 Onward
Costs(Savings) (000's)			
Staffing Impacts (F.T.E)			

Project Rating Attributes	Weight	Rating	Weighted Rank
Contractual/Legislated Obligations	46.00	0-0	
Health and Safety	16.00	0-0	
Operating Budget/Financial Impact	9.00	0-0	
Strategic Direction (Dominant Project Theme)	29.00	0-1	
Total			

**CITY OF HAMILTON
2021-2045 CAPITAL BUDGET PROJECT DETAIL SHEET**

Division/Department: Roads - Public Works Tax Funded

Project ID: 4032180582

Category: Development Projects

Project Name: Development Road Urbanization

Ward(s): City Wide

Objective:

To improve and urbanize previously unidentified sections of existing roadways, where feasible, in the vicinity of new development projects, where new development projects result in the urbanization of partial segments of existing roadways, in order to achieve uniform and continuous urban roadway cross-sections.

Start Date: 2021

Completion Date: Ongoing

Status: Block

Tangible Capital Asset: Yes

Capital Budget Initiation: 2021

Program Type: Development

Expenses (000's)	Total	Pre 2021	2021	2022	2023	2024	2025	2026	2027	2028	2029	2030	2031-45
Construction	11,250		450	450	450	450	450	450	450	450	450	450	6,750
Internal Resources/Staffing	1,250		50	50	50	50	50	50	50	50	50	50	750
Total: Expenses	12,500		500	500	500	500	500	500	500	500	500	500	7,500

Revenues (000's)	Total	Pre 2021	2021	2022	2023	2024	2025	2026	2027	2028	2029	2030	2031-45
Dev Charges - Non-Res-TCA	5,950		238	238	238	238	238	238	238	238	238	238	3,570
Dev Charges - Res-TCA	5,950		238	238	238	238	238	238	238	238	238	238	3,570
Total: Revenues	11,900		476	476	476	476	476	476	476	476	476	476	7,140

Net Cost	600	0	24	24	24	24	24	24	24	24	24	24	360
-----------------	------------	----------	-----------	-----------	-----------	-----------	-----------	-----------	-----------	-----------	-----------	-----------	------------

Financing Sources (000's)	Total	Pre 2021	2021	2022	2023	2024	2025	2026	2027	2028	2029	2030	2031-45
From Operating Fund	24		24										
Total: Financing Sources	24		24										

Funding Required	576	0	0	24	24	24	24	24	24	24	24	24	360
-------------------------	------------	----------	----------	-----------	-----------	-----------	-----------	-----------	-----------	-----------	-----------	-----------	------------

Operating Budget Impact:	2021	2022	2023 Onward
Costs(Savings) (000's)			
Staffing Impacts (F.T.E)			

Project Rating Attributes	Weight	Rating	Weighted Rank
Contractual/Legislated Obligations	46.00	0-0	
Health and Safety	16.00	0-0	
Operating Budget/Financial Impact	9.00	0-0	
Strategic Direction (Dominant Project Theme)	29.00	0-1	
Total			

CITY OF HAMILTON
2021-2045 CAPITAL BUDGET PROJECT DETAIL SHEET

Division/Department: Roads - Public Works Tax Funded

Project ID: 4042110004

Category: Rehabilitation Project

Project Name: Escarpment Slope & Appurtenance Stabilization Program

Ward(s): City Wide

Objective:

Minor Rehabilitation/Resurfacing work (required to maintain public safety) on the escarpment due to natural erosion process or sudden local escarpment failure.

Start Date: 2021

Completion Date: Ongoing

Status: Block

Tangible Capital Asset: No

Capital Budget Initiation: 2021

Program Type: Bridges & Structures

Expenses (000's)	Total	Pre 2021	2021	2022	2023	2024	2025	2026	2027	2028	2029	2030	2031-45
Construction	25,300		1,300	1,000	1,000	1,000	1,000	1,000	1,000	1,000	1,000	1,000	15,000
Total: Expenses	25,300		1,300	1,000	1,000	1,000	1,000	1,000	1,000	1,000	1,000	1,000	15,000

Net Cost	25,300	0	1,300	1,000	1,000	1,000	1,000	1,000	1,000	1,000	1,000	1,000	15,000
-----------------	---------------	----------	--------------	--------------	--------------	--------------	--------------	--------------	--------------	--------------	--------------	--------------	---------------

Financing Sources (000's)	Total	Pre 2021	2021	2022	2023	2024	2025	2026	2027	2028	2029	2030	2031-45
Federal Gas Tax	1,300		1,300										
Total: Financing Sources	1,300		1,300										

Funding Required	24,000	0	0	1,000	1,000	1,000	1,000	1,000	1,000	1,000	1,000	1,000	15,000
-------------------------	---------------	----------	----------	--------------	--------------	--------------	--------------	--------------	--------------	--------------	--------------	--------------	---------------

Operating Budget Impact:	2021	2022	2023 Onward
Costs(Savings) (000's)			
Staffing Impacts (F.T.E)			

Project Rating Attributes	Weight	Rating	Weighted Rank
Contractual/Legislated Obligations	46.00	0-0	
Health and Safety	16.00	0-0	
Operating Budget/Financial Impact	9.00	0-0	
Strategic Direction (Dominant Project Theme)	29.00	0-1	
Total			

Comments:

2020 Scope:

Perform rock slope hazard remediation works based on criticality rating.

Detailed Scope of Work includes but is not limited to: Escarpment inspections; Slope Rock scaling and slope stabilization activities; Design and installation of rockfall protection systems Rockfall protection system maintenance; Maintenance and/or enhancement of rockfall catchment areas (ditch); and, Slope drainage evaluation and remediation.

Currently, there are 17 accesses identified Citywide.

CITY OF HAMILTON
2021-2045 CAPITAL BUDGET PROJECT DETAIL SHEET

Division/Department: Roads - Public Works Tax Funded
Project Name: Retaining Wall Rehabilitation Program

Project ID: 4042110417

Category: Rehabilitation Project

Ward(s): City Wide

Objective:

To perform rehabilitation and/or the replacement of minor retaining walls situated upon road allowances throughout the City, reducing maintenance costs, liability risks and extending the service life of the asset where possible.

2021 Scope:

\$550k - repair/replacement at various locations as identified in the retaining wall condition assessments

\$200k - emergency and/or unexpected in year failures

\$150k - 1/3 of annual Condition Assessment Program

Start Date: 2021

Completion Date: Ongoing

Status: Block

Tangible Capital Asset: No

Capital Budget Initiation: 2021

Program Type: Bridges & Structures

Expenses (000's)	Total	Pre 2021	2021	2022	2023	2024	2025	2026	2027	2028	2029	2030	2031-45
Construction	23,154		1,454	900	900	950	950	900	900	900	900	900	13,500
Total: Expenses	23,154		1,454	900	900	950	950	900	900	900	900	900	13,500

Net Cost	23,154	0	1,454	900	900	950	950	900	900	900	900	900	13,500
-----------------	---------------	----------	--------------	------------	------------	------------	------------	------------	------------	------------	------------	------------	---------------

Financing Sources (000's)	Total	Pre 2021	2021	2022	2023	2024	2025	2026	2027	2028	2029	2030	2031-45
Federal Gas Tax	1,454		1,454										
Total: Financing Sources	1,454		1,454										

Funding Required	21,700	0	0	900	900	950	950	900	900	900	900	900	13,500
-------------------------	---------------	----------	----------	------------	------------	------------	------------	------------	------------	------------	------------	------------	---------------

Operating Budget Impact:	2021	2022	2023 Onward
Costs(Savings) (000's)			
Staffing Impacts (F.T.E)			

Project Rating Attributes	Weight	Rating	Weighted Rank
Contractual/Legislated Obligations	46.00	0-0	
Health and Safety	16.00	0-0	
Operating Budget/Financial Impact	9.00	0-0	
Strategic Direction (Dominant Project Theme)	29.00	0-1	
Total			

Comments:

- RW449 Turnbull Road / 91m east of Terrace Drive - S/S
- RW484 Turnbull Road / 70m east of Terrace Drive - S/S
- RW485 Turnbull Road / 116m east of Terrace Drive - S/S
- RW486 Turnbull Road / 135m east of Terrace Drive - S/S
- RW092 Studholme Road / 135m south of Aberdeen Avenue - S/S

**CITY OF HAMILTON
2021-2045 CAPITAL BUDGET PROJECT DETAIL SHEET**

Division/Department: Roads - Public Works Tax Funded

Project ID: 4042111351

Category: Business Initiatives - T.O.M.

Project Name: Roads - Alleyway Rehabilitation

Ward(s): City Wide

Objective:

Funding for rehabilitation of assumed alleyway assets to improve and maintain functionality, reduce related liability and maintenance related costs. These works will include but not be limited to; grading, surface and subsurface drainage improvements, resurfacing (concrete, asphalt, granular), vegetation removal and general aesthetics.

Start Date: 2021

Completion Date: Ongoing

Status: Recommended (funded)

Tangible Capital Asset: No

Capital Budget Initiation: 2021

Program Type: Transportation

Expenses (000's)	Total	Pre 2021	2021	2022	2023	2024	2025	2026	2027	2028	2029	2030	2031-45
Construction	2,520		120	100	100	100	100	100	100	100	100	100	1,500
Total: Expenses	2,520		120	100	100	100	100	100	100	100	100	100	1,500

Revenues (000's)	Total	Pre 2021	2021	2022	2023	2024	2025	2026	2027	2028	2029	2030	2031-45
From WIP Transfers	120		120										
Total: Revenues	120		120										

Net Cost	2,400	0	0	100	100	100	100	100	100	100	100	100	1,500
-----------------	--------------	----------	----------	------------	------------	------------	------------	------------	------------	------------	------------	------------	--------------

Funding Required	2,400	0	0	100	100	100	100	100	100	100	100	100	1,500
-------------------------	--------------	----------	----------	------------	------------	------------	------------	------------	------------	------------	------------	------------	--------------

Operating Budget Impact:	2021	2022	2023 Onward
Costs(Savings) (000's)			
Staffing Impacts (F.T.E)			

Project Rating Attributes	Weight	Rating	Weighted Rank
Contractual/Legislated Obligations	46.00	0-0	
Health and Safety	16.00	0-0	
Operating Budget/Financial Impact	9.00	0-0	
Strategic Direction (Dominant Project Theme)	29.00	0-1	
Total			

**CITY OF HAMILTON
2021-2045 CAPITAL BUDGET PROJECT DETAIL SHEET**

Division/Department: Roads - Public Works Tax Funded

Project ID: 4042117384

Category: Programs & Contracts T.O.M.

Project Name: Guide Rail Replacement Program

Ward(s): City Wide

Objective:

To ensure guide rail systems in the City conform to existing regulations and standards. Funding will be used for the replacement of guide rail that is substandard and/or damaged through hit and run incidents as emergency repairs, thereby reducing liability and increasing public safety.

Start Date: 2021

Completion Date: Ongoing

Status: Block

Tangible Capital Asset: Yes

Capital Budget Initiation: 2021

Program Type: Transportation

2021 Scope:
City wide guiderail assessment and repairs as required.

Expenses (000's)	Total	Pre 2021	2021	2022	2023	2024	2025	2026	2027	2028	2029	2030	2031-45
Construction	10,000		400	400	400	400	400	400	400	400	400	400	6,000
Total: Expenses	10,000		400	400	400	400	400	400	400	400	400	400	6,000

Net Cost	10,000	0	400	400	400	400	400	400	400	400	400	400	6,000
-----------------	---------------	----------	------------	------------	------------	------------	------------	------------	------------	------------	------------	------------	--------------

Financing Sources (000's)	Total	Pre 2021	2021	2022	2023	2024	2025	2026	2027	2028	2029	2030	2031-45
From Operating Fund	400		400										
Total: Financing Sources	400		400										

Funding Required	9,600	0	0	400	400	400	400	400	400	400	400	400	6,000
-------------------------	--------------	----------	----------	------------	------------	------------	------------	------------	------------	------------	------------	------------	--------------

Operating Budget Impact:	2021	2022	2023 Onward
Costs(Savings) (000's)			
Staffing Impacts (F.T.E)			

Project Rating Attributes	Weight	Rating	Weighted Rank
Contractual/Legislated Obligations	46.00	0-0	
Health and Safety	16.00	0-0	
Operating Budget/Financial Impact	9.00	0-0	
Strategic Direction (Dominant Project Theme)	29.00	0-1	
Total			

**CITY OF HAMILTON
2021-2045 CAPITAL BUDGET PROJECT DETAIL SHEET**

Division/Department: Roads - Public Works Tax Funded

Project ID: 4242109501

Category: Area Rating Capital Reinvestment

Project Name: A/R - Albright - Quigley to 190nm w/o Nicklaus

Ward(s): 5

Objective:

The roadway has become surface deficient and is in need of resurfacing and base repairs. This will extend the life of the roadway, improve the level-of-service, increase safety and reduce maintenance costs. This project is to be funded by Ward 5 Area Rating funds. CPMS 11502

Start Date: 2021

Completion Date: 2021

Status: Recommended (funded)

Tangible Capital Asset: Yes

Capital Budget Initiation: 2021

Program Type: Council Priority

Expenses (000's)	Total	Pre 2021	2021	2022	2023	2024	2025	2026	2027	2028	2029	2030	2031-45
Construction	300		300										
Total: Expenses	300		300										

Revenues (000's)	Total	Pre 2021	2021	2022	2023	2024	2025	2026	2027	2028	2029	2030	2031-45
From Reserves	300		300										
Total: Revenues	300		300										

Net Cost	0	0	0	0	0	0	0	0	0	0	0	0	0
-----------------	----------	----------	----------	----------	----------	----------	----------	----------	----------	----------	----------	----------	----------

Funding Required	0	0	0	0	0	0	0	0	0	0	0	0	0
-------------------------	----------	----------	----------	----------	----------	----------	----------	----------	----------	----------	----------	----------	----------

Operating Budget Impact:	2021	2022	2023 Onward
Costs(Savings) (000's)			
Staffing Impacts (F.T.E)			

Project Rating Attributes	Weight	Rating	Weighted Rank
Contractual/Legislated Obligations	46.00	0-0	
Health and Safety	16.00	0-0	
Operating Budget/Financial Impact	9.00	0-0	
Strategic Direction (Dominant Project Theme)	29.00	0-1	
Total			



**CITY OF HAMILTON
2021-2045 CAPITAL BUDGET PROJECT DETAIL SHEET**

Division/Department: Roads - Public Works Tax Funded
Project Name: A/R - Greenford - Queenston to south end

Project ID: 4242109502

Category: Area Rating Capital Reinvestment
Ward(s): 5

Objective:
The roadway has become surface deficient and is in need of resurfacing and base repairs. This will extend the life of the roadway, improve the level-of-service, increase safety and reduce maintenance costs. This project is to be funded by Ward 5 Area Rating funds. CPMS 11503

Start Date: 2021
Completion Date: 2021
Status: Recommended (funded)
Tangible Capital Asset: Yes
Capital Budget Initiation: 2021
Program Type: Council Priority

Expenses (000's)	Total	Pre 2021	2021	2022	2023	2024	2025	2026	2027	2028	2029	2030	2031-45
Construction	300		300										
Total: Expenses	300		300										

Revenues (000's)	Total	Pre 2021	2021	2022	2023	2024	2025	2026	2027	2028	2029	2030	2031-45
From Reserves	300		300										
Total: Revenues	300		300										

Net Cost	0	0	0	0	0	0	0	0	0	0	0	0	0
-----------------	----------	----------	----------	----------	----------	----------	----------	----------	----------	----------	----------	----------	----------

Funding Required	0	0	0	0	0	0	0	0	0	0	0	0	0
-------------------------	----------	----------	----------	----------	----------	----------	----------	----------	----------	----------	----------	----------	----------

Operating Budget Impact:	2021	2022	2023 Onward
Costs(Savings) (000's)			
Staffing Impacts (F.T.E)			

Project Rating Attributes	Weight	Rating	Weighted Rank
Contractual/Legislated Obligations	46.00	0-0	
Health and Safety	16.00	0-0	
Operating Budget/Financial Impact	9.00	0-0	
Strategic Direction (Dominant Project Theme)	29.00	0-1	
Total			



**CITY OF HAMILTON
2021-2045 CAPITAL BUDGET PROJECT DETAIL SHEET**

Division/Department: Roads - Public Works Tax Funded
Project Name: A/R - East 43rd - Fennell to Queensdale

Project ID: 4242109601

Category: Area Rating Capital Reinvestment
Ward(s): 6

Objective:
The roadway has become surface deficient and is in need of resurfacing and base repairs. This will extend the life of the roadway, improve the level-of-service, increase safety and reduce maintenance costs. This project is to be funded by Ward #6 Area Rating funds.

Start Date: 2021
Completion Date: 2021
Status: Recommended (funded)
Tangible Capital Asset: Yes
Capital Budget Initiation: 2020
Program Type: Council Priority

Expenses (000's)	Total	Pre 2021	2021	2022	2023	2024	2025	2026	2027	2028	2029	2030	2031-45
Construction	600		600										
Total: Expenses	600		600										

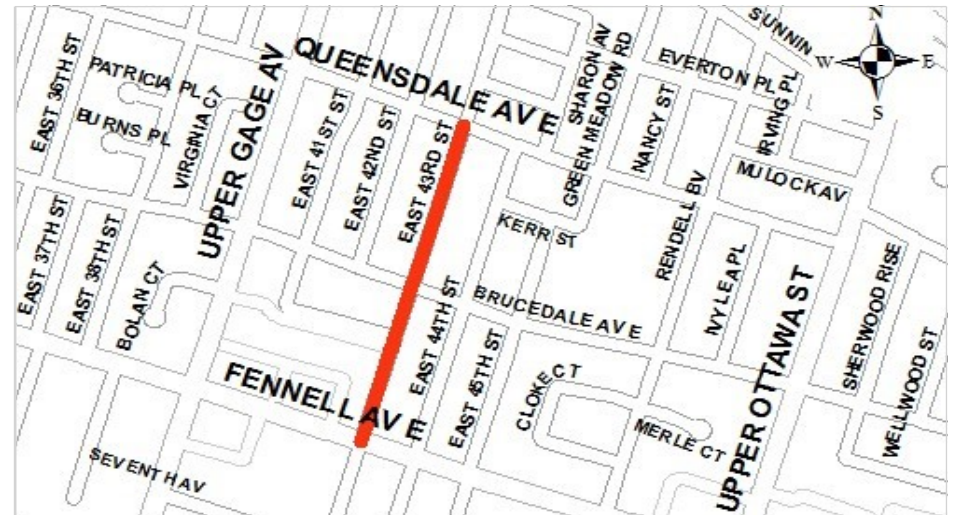
Revenues (000's)	Total	Pre 2021	2021	2022	2023	2024	2025	2026	2027	2028	2029	2030	2031-45
From Reserves	600		600										
Total: Revenues	600		600										

Net Cost	0	0	0	0	0	0	0	0	0	0	0	0	0
-----------------	----------	----------	----------	----------	----------	----------	----------	----------	----------	----------	----------	----------	----------

Funding Required	0	0	0	0	0	0	0	0	0	0	0	0	0
-------------------------	----------	----------	----------	----------	----------	----------	----------	----------	----------	----------	----------	----------	----------

Operating Budget Impact:	2021	2022	2023 Onward
Costs(Savings) (000's)			
Staffing Impacts (F.T.E)			

Project Rating Attributes	Weight	Rating	Weighted Rank
Contractual/Legislated Obligations	46.00	0-0	
Health and Safety	16.00	0-0	
Operating Budget/Financial Impact	9.00	0-0	
Strategic Direction (Dominant Project Theme)	29.00	0-1	
Total			



CITY OF HAMILTON 2021-2045 CAPITAL BUDGET PROJECT DETAIL SHEET

Division/Department: Roads - Public Works Tax Funded

Project ID: 4242109602

Category: Area Rating Capital Reinvestment

Project Name: A/R - Carson / Landron

Ward(s): 6

Objective:

The roadway has become surface deficient and is in need of resurfacing and base repairs. This will extend the life of the roadway, improve the level-of-service, increase safety and reduce maintenance costs. This project is to be funded by Ward #6 Area Rating funds.

Start Date: 2021
Completion Date: 2021
Status: Recommended (funded)
Tangible Capital Asset: Yes
Capital Budget Initiation: 2020
Program Type: Council Priority

Expenses (000's)	Total	Pre 2021	2021	2022	2023	2024	2025	2026	2027	2028	2029	2030	2031-45
Construction	1,020		1,020										
Total: Expenses	1,020		1,020										

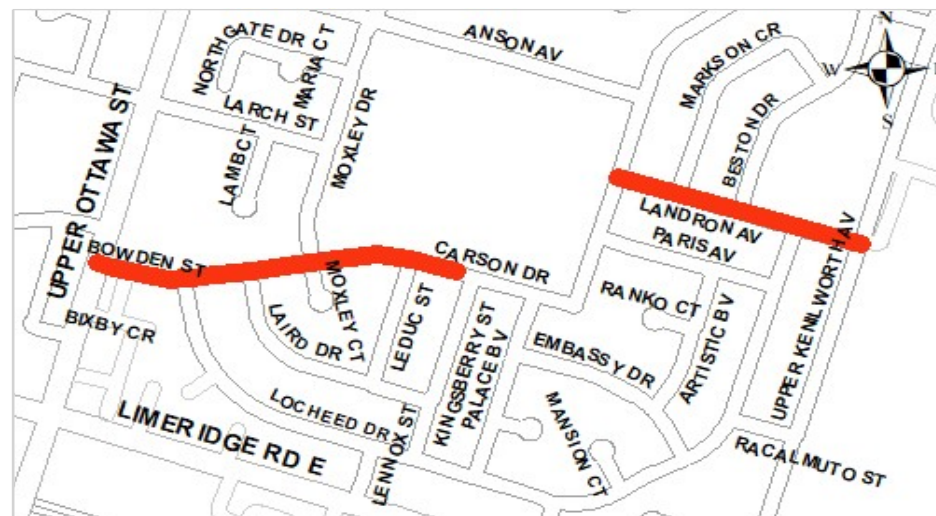
Revenues (000's)	Total	Pre 2021	2021	2022	2023	2024	2025	2026	2027	2028	2029	2030	2031-45
From Reserves	1,020		1,020										
Total: Revenues	1,020		1,020										

Net Cost	0	0	0	0	0	0	0	0	0	0	0	0	0
-----------------	----------	----------	----------	----------	----------	----------	----------	----------	----------	----------	----------	----------	----------

Funding Required	0	0	0	0	0	0	0	0	0	0	0	0	0
-------------------------	----------	----------	----------	----------	----------	----------	----------	----------	----------	----------	----------	----------	----------

Operating Budget Impact:	2021	2022	2023 Onward
Costs(Savings) (000's)			
Staffing Impacts (F.T.E)			

Project Rating Attributes	Weight	Rating	Weighted Rank
Contractual/Legislated Obligations	46.00	0-0	
Health and Safety	16.00	0-0	
Operating Budget/Financial Impact	9.00	0-0	
Strategic Direction (Dominant Project Theme)	29.00	0-1	
Total			



**CITY OF HAMILTON
2021-2045 CAPITAL BUDGET PROJECT DETAIL SHEET**

Division/Department: Roads - Public Works Tax Funded **Project ID:** 4242109801 **Category:** Area Rating Capital Reinvestment
Project Name: A/R - Inverness & Arcade (within Southam Neighbourhood) **Ward(s):** 8

Objective:
 The roadway has become surface deficient and is in need of resurfacing and base repairs. This will extend the life of the roadway, improve the level-of-service, increase safety and reduce maintenance costs. This project is to be funded by Ward 8 Area Rating funds. To be coordinated with watermain improvements. CPMS 11478

Start Date: 2021
Completion Date: 2021
Status: Recommended (funded)
Tangible Capital Asset: Yes
Capital Budget Initiation: 2021
Program Type: Council Priority

Expenses (000's)	Total	Pre 2021	2021	2022	2023	2024	2025	2026	2027	2028	2029	2030	2031-45
Construction	500		500										
Total: Expenses	500		500										

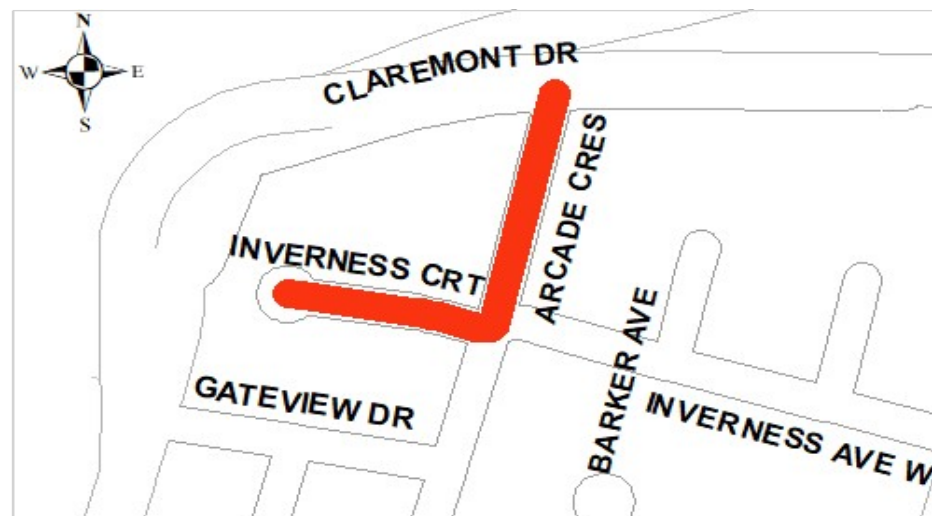
Revenues (000's)	Total	Pre 2021	2021	2022	2023	2024	2025	2026	2027	2028	2029	2030	2031-45
From Reserves	500		500										
Total: Revenues	500		500										

Net Cost	0	0	0	0	0	0	0	0	0	0	0	0	0
-----------------	----------	----------	----------	----------	----------	----------	----------	----------	----------	----------	----------	----------	----------

Funding Required	0	0	0	0	0	0	0	0	0	0	0	0	0
-------------------------	----------	----------	----------	----------	----------	----------	----------	----------	----------	----------	----------	----------	----------

Operating Budget Impact:	2021	2022	2023 Onward
Costs(Savings) (000's)			
Staffing Impacts (F.T.E)			

Project Rating Attributes	Weight	Rating	Weighted Rank
Contractual/Legislated Obligations	46.00	0-0	
Health and Safety	16.00	0-0	
Operating Budget/Financial Impact	9.00	0-0	
Strategic Direction (Dominant Project Theme)	29.00	0-1	
Total			



**CITY OF HAMILTON
2021-2045 CAPITAL BUDGET PROJECT DETAIL SHEET**

Division/Department: Roads - Public Works Tax Funded

Project ID: 4242109802

Category: Area Rating Capital Reinvestment

Project Name: A/R - Monarch & West 2nd (within Bonnington Neighbourhood)

Ward(s): 8

Objective:

The roadway has become surface deficient and is in need of resurfacing and base repairs. This will extend the life of the roadway, improve the level-of-service, increase safety and reduce maintenance costs. This project is to be funded by Ward 8 Area Rating funds. CPMS 11479

Start Date: 2021

Completion Date: 2021

Status: Recommended (funded)

Tangible Capital Asset: Yes

Capital Budget Initiation: 2021

Program Type: Council Priority

Expenses (000's)	Total	Pre 2021	2021	2022	2023	2024	2025	2026	2027	2028	2029	2030	2031-45
Construction	750		750										
Total: Expenses	750		750										

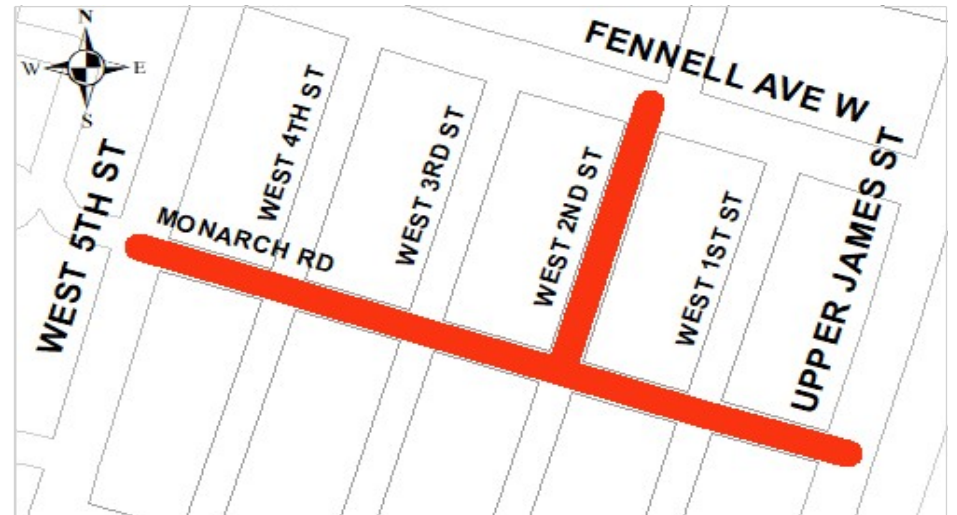
Revenues (000's)	Total	Pre 2021	2021	2022	2023	2024	2025	2026	2027	2028	2029	2030	2031-45
From Reserves	750		750										
Total: Revenues	750		750										

Net Cost	0	0	0	0	0	0	0	0	0	0	0	0	0
-----------------	---	---	---	---	---	---	---	---	---	---	---	---	---

Funding Required	0	0	0	0	0	0	0	0	0	0	0	0	0
-------------------------	---	---	---	---	---	---	---	---	---	---	---	---	---

Operating Budget Impact:	2021	2022	2023 Onward
Costs(Savings) (000's)			
Staffing Impacts (F.T.E)			

Project Rating Attributes	Weight	Rating	Weighted Rank
Contractual/Legislated Obligations	46.00	0-0	
Health and Safety	16.00	0-0	
Operating Budget/Financial Impact	9.00	0-0	
Strategic Direction (Dominant Project Theme)	29.00	0-1	
Total			



**CITY OF HAMILTON
2021-2045 CAPITAL BUDGET PROJECT DETAIL SHEET**

Division/Department: Roads - Public Works Tax Funded
Project Name: Neighbourhood Speed Reduction Initiative

Project ID: 4661920930

Category: Roadway Safety - T.O.M.

Ward(s): City Wide

Objective:
To implement speed reductions for designated neighbourhoods as part of Bill 65 and Provincial Legislation.

Start Date: 2019
Completion Date: 2022
Status: Block
Tangible Capital Asset: No
Capital Budget Initiation: 2019
Program Type: Traffic Operations

Expenses (000's)	Total	Pre 2021	2021	2022	2023	2024	2025	2026	2027	2028	2029	2030	2031-45
Construction	1,750	850	450	450									
Total: Expenses	1,750	850	450	450									

Net Cost	1,750	850	450	450	0	0	0	0	0	0	0	0	0
-----------------	--------------	------------	------------	------------	----------	----------	----------	----------	----------	----------	----------	----------	----------

Financing Sources (000's)	Total	Pre 2021	2021	2022	2023	2024	2025	2026	2027	2028	2029	2030	2031-45
From Operating Fund	850	850											
HRPI Dividend	450		450										
Total: Financing Sources	1,300	850	450										

Funding Required	450	0	0	450	0	0	0	0	0	0	0	0	0
-------------------------	------------	----------	----------	------------	----------	----------	----------	----------	----------	----------	----------	----------	----------

Operating Budget Impact:	2021	2022	2023 Onward
Costs(Savings) (000's)			
Staffing Impacts (F.T.E)			

Project Rating Attributes	Weight	Rating	Weighted Rank
Contractual/Legislated Obligations	46.00	0-0	
Health and Safety	16.00	0-0	
Operating Budget/Financial Impact	9.00	0-0	
Strategic Direction (Dominant Project Theme)	29.00	0-1	
Total			

**CITY OF HAMILTON
2021-2045 CAPITAL BUDGET PROJECT DETAIL SHEET**

Division/Department: Roads - Public Works Tax Funded

Project ID: 4662110012

Category: Traffic Operations

Project Name: Railway Roadway Crossings Rehabilitation Program

Ward(s): City Wide

Objective:

To perform minor rehabilitation and/or resurfacing at rail crossings in conjunction with governing rail authorities to improve safety and ridability. An annual comprehensive review by applicable railway authorities will determine annual locations and priority listing. Demand on this program is directly related to the rail authorities (Federal/private) annual budgets.

Start Date: 2021

Completion Date: Ongoing

Status: Block

Tangible Capital Asset: No

Capital Budget Initiation: 2021

Program Type: Traffic Operations

2020 Scope:

TBD by the rail authorities

Expenses (000's)	Total	Pre 2021	2021	2022	2023	2024	2025	2026	2027	2028	2029	2030	2031-45
Construction	3,750		150	150	150	150	150	150	150	150	150	150	2,250
Total: Expenses	3,750		150	150	150	150	150	150	150	150	150	150	2,250

Net Cost	3,750	0	150	150	150	150	150	150	150	150	150	150	2,250
-----------------	--------------	----------	------------	------------	------------	------------	------------	------------	------------	------------	------------	------------	--------------

Financing Sources (000's)	Total	Pre 2021	2021	2022	2023	2024	2025	2026	2027	2028	2029	2030	2031-45
From Operating Fund	150		150										
Total: Financing Sources	150		150										

Funding Required	3,600	0	0	150	150	150	150	150	150	150	150	150	2,250
-------------------------	--------------	----------	----------	------------	------------	------------	------------	------------	------------	------------	------------	------------	--------------

Operating Budget Impact:	2021	2022	2023 Onward
Costs(Savings) (000's)			
Staffing Impacts (F.T.E)			

Project Rating Attributes	Weight	Rating	Weighted Rank
Contractual/Legislated Obligations	46.00	0-0	
Health and Safety	16.00	0-0	
Operating Budget/Financial Impact	9.00	0-0	
Strategic Direction (Dominant Project Theme)	29.00	0-1	
Total			

CITY OF HAMILTON
2021-2045 CAPITAL BUDGET PROJECT DETAIL SHEET

Division/Department: Roads - Public Works Tax Funded

Project ID: 4662110018

Category: Traffic Engineering

Project Name: Cootes Drive: Spencer Creek to East St N / Dundas St - Street Lighting System Rehabilitation

Ward(s): 13

Objective:

Design and replacement of existing street lighting system on Cootes Drive between Spencer Creek and East St N / Dundas St to attend to end of life of existing system. Removal of existing system and replacement with new inclusive of power supply equipment, poles, luminaires and underground electrical wiring. Project will be completed in two phases - South side in 2021 and North side in 2022.

Start Date: 2021

Completion Date: 2022

Status: Block

Tangible Capital Asset: No

Capital Budget Initiation: 2021

Program Type: Street Lights

Expenses (000's)	Total	Pre 2021	2021	2022	2023	2024	2025	2026	2027	2028	2029	2030	2031-45
Construction	510		280	230									
Total: Expenses	510		280	230									

Net Cost	510	0	280	230	0	0	0	0	0	0	0	0	0
-----------------	------------	----------	------------	------------	----------	----------	----------	----------	----------	----------	----------	----------	----------

Financing Sources (000's)	Total	Pre 2021	2021	2022	2023	2024	2025	2026	2027	2028	2029	2030	2031-45
From Operating Fund	280		280										
Total: Financing Sources	280		280										

Funding Required	230	0	0	230	0	0	0	0	0	0	0	0	0
-------------------------	------------	----------	----------	------------	----------	----------	----------	----------	----------	----------	----------	----------	----------

Operating Budget Impact:	2021	2022	2023 Onward
Costs(Savings) (000's)			
Staffing Impacts (F.T.E)			

Project Rating Attributes	Weight	Rating	Weighted Rank
Contractual/Legislated Obligations	46.00	0-0	
Health and Safety	16.00	0-0	
Operating Budget/Financial Impact	9.00	0-0	
Strategic Direction (Dominant Project Theme)	29.00	0-1	
Total			

**CITY OF HAMILTON
2021-2045 CAPITAL BUDGET PROJECT DETAIL SHEET**

Division/Department: Roads - Public Works Tax Funded

Project ID: 4662115820

Category: Roadway Safety - T.O.M.

Project Name: Traffic Counts Program

Ward(s): City Wide

Operating Budget Impact:	2021	2022	2023 Onward
Costs(Savings) (000's)			
Staffing Impacts (F.T.E)			

Project Rating Attributes	Weight	Rating	Weighted Rank
Contractual/Legislated Obligations	46.00	0-0	
Health and Safety	16.00	0-0	
Operating Budget/Financial Impact	9.00	0-0	
Strategic Direction (Dominant Project Theme)	29.00	0-1	
Total			

Comments:

Scope:

Regular turning movement counts - 250 locations

Warrant turning movement counts - 50 locations

Special Studies - 25 locations

Screen Line Automated Turning Recording - 175 locations

One time Automated Turning Recording - 100 locations

**CITY OF HAMILTON
2021-2045 CAPITAL BUDGET PROJECT DETAIL SHEET**

Division/Department: Roads - Public Works Tax Funded

Project ID: 4662116102

Category: Roadway Safety - T.O.M.

Project Name: Traffic Calming

Ward(s): City Wide

Objective:

To implement traffic calming devices to assist in physical altering driver behaviour at identified locations throughout the City of Hamilton to create safer streets for both pedestrians, cyclists and motorists as per the Hamilton Strategic Road Safety Program report PW19015.

Start Date: 2021

Completion Date: Ongoing

Status: Block

Tangible Capital Asset: No

Capital Budget Initiation: 2021

Program Type: Traffic Operations

Expenses (000's)	Total	Pre 2021	2021	2022	2023	2024	2025	2026	2027	2028	2029	2030	2031-45
Construction	7,500		300	300	300	300	300	300	300	300	300	300	4,500
Total: Expenses	7,500		300	300	300	300	300	300	300	300	300	300	4,500

Net Cost	7,500	0	300	300	300	300	300	300	300	300	300	300	4,500
-----------------	--------------	----------	------------	------------	------------	------------	------------	------------	------------	------------	------------	------------	--------------

Financing Sources (000's)	Total	Pre 2021	2021	2022	2023	2024	2025	2026	2027	2028	2029	2030	2031-45
From Operating Fund	300		300										
Total: Financing Sources	300		300										

Funding Required	7,200	0	0	300	300	300	300	300	300	300	300	300	4,500
-------------------------	--------------	----------	----------	------------	------------	------------	------------	------------	------------	------------	------------	------------	--------------

Operating Budget Impact:	2021	2022	2023 Onward
Costs(Savings) (000's)			
Staffing Impacts (F.T.E)			

Project Rating Attributes	Weight	Rating	Weighted Rank
Contractual/Legislated Obligations	46.00	0-0	
Health and Safety	16.00	0-0	
Operating Budget/Financial Impact	9.00	0-0	
Strategic Direction (Dominant Project Theme)	29.00	0-1	
Total			

**CITY OF HAMILTON
2021-2045 CAPITAL BUDGET PROJECT DETAIL SHEET**

Division/Department: Roads - Public Works Tax Funded

Project ID: 4662117124

Category: Transportation Planning

Project Name: On Street Bike Facilities

Ward(s): City Wide

Objective:

To create and improve cycling infrastructure through the implementation and maintenance of on and off-road paths, lanes, signed routes and cycling infrastructure. To promote commuter cycling through initiatives such as maps, public consultation and advertising. Projects will be defined by the Cycling Master Plan. The addition of cycling lanes and bike shoulders support the strategic initiative of making Hamilton a greener and healthier City in which to live. Cycling funding levels were suggested in City-wide Transportation Master Plan and Rapid Ready Report.

Start Date: 2021

Completion Date: Ongoing

Status: Block

Tangible Capital Asset: Yes

Capital Budget Initiation: 2021

Program Type: Transportation Systems

Expenses (000's)	Total	Pre 2021	2021	2022	2023	2024	2025	2026	2027	2028	2029	2030	2031-45
Construction	12,450		600	450	450	450	500	500	500	500	500	500	7,500
Total: Expenses	12,450		600	450	450	450	500	500	500	500	500	500	7,500

Net Cost	12,450	0	600	450	450	450	500	500	500	500	500	500	7,500
-----------------	---------------	----------	------------	------------	------------	------------	------------	------------	------------	------------	------------	------------	--------------

Financing Sources (000's)	Total	Pre 2021	2021	2022	2023	2024	2025	2026	2027	2028	2029	2030	2031-45
Federal Gas Tax	600		600										
Total: Financing Sources	600		600										

Funding Required	11,850	0	0	450	450	450	500	500	500	500	500	500	7,500
-------------------------	---------------	----------	----------	------------	------------	------------	------------	------------	------------	------------	------------	------------	--------------

Operating Budget Impact:	2021	2022	2023 Onward
Costs(Savings) (000's)	100.0		
Staffing Impacts (F.T.E)			

Project Rating Attributes	Weight	Rating	Weighted Rank
Contractual/Legislated Obligations	46.00	0-0	
Health and Safety	16.00	0-0	
Operating Budget/Financial Impact	9.00	0-0	
Strategic Direction (Dominant Project Theme)	29.00	0-1	
Total			

**CITY OF HAMILTON
2021-2045 CAPITAL BUDGET PROJECT DETAIL SHEET**

Division/Department: Roads - Public Works Tax Funded

Project ID: 4662117125

Category: Transportation Planning

Project Name: Hunter St Cycle Track

Ward(s): 2

Objective:
Install planned bicycle lanes with barrier curb (MacNab to Catharine), related signal works, and resurfacing (James to Catharine).

Start Date: 2021
Completion Date: 2021
Status: Recommended (funded)
Tangible Capital Asset: Yes
Capital Budget Initiation: 2021
Program Type: Transportation Systems

Expenses (000's)	Total	Pre 2021	2021	2022	2023	2024	2025	2026	2027	2028	2029	2030	2031-45
Bike Lane - Construction	358		358										
Construction	725		725										
Total: Expenses	1,083		1,083										

Revenues (000's)	Total	Pre 2021	2021	2022	2023	2024	2025	2026	2027	2028	2029	2030	2031-45
From WIP Reserves	500		500										
From WIP Transfers	583		583										
Total: Revenues	1,083		1,083										

Net Cost	0	0	0	0	0	0	0	0	0	0	0	0	0
-----------------	----------	----------	----------	----------	----------	----------	----------	----------	----------	----------	----------	----------	----------

Funding Required	0	0	0	0	0	0	0	0	0	0	0	0	0
-------------------------	----------	----------	----------	----------	----------	----------	----------	----------	----------	----------	----------	----------	----------

Operating Budget Impact:	2021	2022	2023 Onward
Costs(Savings) (000's)			
Staffing Impacts (F.T.E)			

Project Rating Attributes	Weight	Rating	Weighted Rank
Contractual/Legislated Obligations	46.00	0-0	
Health and Safety	16.00	0-0	
Operating Budget/Financial Impact	9.00	0-0	
Strategic Direction (Dominant Project Theme)	29.00	0-1	
Total			

**CITY OF HAMILTON
2021-2045 CAPITAL BUDGET PROJECT DETAIL SHEET**

Division/Department: Roads - Public Works Tax Funded

Project ID: 4662120011

Category: Traffic Operations

Project Name: Traffic Signal Upgrades

Ward(s): City Wide

Objective:
Signal phasing upgrades and pedestrian countdown signals.

Start Date: 2021
Completion Date: Ongoing
Status: Block
Tangible Capital Asset: No
Capital Budget Initiation: 2021
Program Type: Traffic Signals

Expenses (000's)	Total	Pre 2021	2021	2022	2023	2024	2025	2026	2027	2028	2029	2030	2031-45
Construction	7,500		300	300	300	300	300	300	300	300	300	300	4,500
Total: Expenses	7,500		300	300	300	300	300	300	300	300	300	300	4,500
Net Cost	7,500	0	300	300	300	300	300	300	300	300	300	300	4,500
Financing Sources (000's)	Total	Pre 2021	2021	2022	2023	2024	2025	2026	2027	2028	2029	2030	2031-45
From Operating Fund	300		300										
Total: Financing Sources	300		300										
Funding Required	7,200	0	0	300	300	300	300	300	300	300	300	300	4,500

Operating Budget Impact:	2021	2022	2023 Onward
Costs(Savings) (000's)			
Staffing Impacts (F.T.E)			

Project Rating Attributes	Weight	Rating	Weighted Rank
Contractual/Legislated Obligations	46.00	0-0	
Health and Safety	16.00	0-0	
Operating Budget/Financial Impact	9.00	0-0	
Strategic Direction (Dominant Project Theme)	29.00	0-1	
Total			

CITY OF HAMILTON
2021-2045 CAPITAL BUDGET PROJECT DETAIL SHEET

Division/Department: Roads - Public Works Tax Funded **Project ID:** 4662120011 **Category:** Traffic Operations
Project Name: Traffic Signal Upgrades **Ward(s):** City Wide

Comments:

2021 Scope:

\$3,000 Main @ Bowman - Pedestrian Countdown Signals \$3,000 Garth @ Rymal - WBLT
\$5,000 Main @ Dalewood - Pedestrian Countdown Signals \$3,000 Fennell @ Upper Wentworth - SBLT
\$3,000 Main @ Haddon - Pedestrian Countdown Signals \$3,000 Stone Church at Upper Wentworth - EBLT
\$1,000 Main @ Paisley - Pedestrian Countdown Signals \$5,000 John @ Wilson - NB Fire Pre-empt
\$3,000 Main @ Macklin - Pedestrian Countdown Signals \$20,000 VARIOUS LOCATIONS - Leading Pedestrian Intervals (Includes necessary wiring/ timer swaps)
\$4,000 Main @ Hess - Pedestrian Countdown Signals \$19,000 VARIOUS LOCATIONS -Left-turn phasing TBD
\$4,000 King @ Hess - Pedestrian Countdown Signals \$4,000 Cootes @ Main - School Zone Flasher Communication
\$4,000 Main @ Summers - Pedestrian Countdown Signals \$4,000 Aberdeen @ Queen - School Zone Flasher Communication
\$2,000 King @ Summers - Pedestrian Countdown Signals \$4,000 Garth @ Mohawk - School Zone Flasher Communication
\$7,000 King @ James - Pedestrian Countdown Signals \$4,000 Hess @ York - School Zone Flasher Communication
\$6,000 King @ MacNab - Pedestrian Countdown Signals \$4,000 Wilson @ Ferguson - School Zone Flasher Communication
\$4,000 King @ John - Pedestrian Countdown Signals \$4,000 Gray @ Highway 8 - School Zone Flasher Communication
\$4,000 James @ York Wilson - Pedestrian Countdown Signals
\$4,000 Wellington @ King William - Pedestrian Countdown Signals
\$4,000 Wellington @ Wilson - Pedestrian Countdown Signals
\$4,000 Victoria @ Wilson - Pedestrian Countdown Signals
\$4,000 Victoria @ King William - Pedestrian Countdown Signals
\$4,000 Kenilworth @ Main - Pedestrian Countdown Signals
\$2,000 Parkdale @ Parkdale School - Pedestrian Countdown Signals
\$6,000 Centennial @ Randall - Pedestrian Countdown Signals
\$1,000 King @ Gailmount - Pedestrian Countdown Signals
\$1,000 Concession @ East 22nd - Pedestrian Countdown Signals
\$1,000 Concession @ East 18th - Pedestrian Countdown Signals
\$1,000 Concession @ Jurivinski Hospital - Pedestrian Countdown Signals
\$1,000 Concession @ Viewpoint - Pedestrian Countdown Signals
\$4,000 Concession @ Upper Sherman - Pedestrian Countdown Signals
\$4,000 Fennell @ Upper Wentworth - Pedestrian Countdown Signals
\$4,000 Mohawk @ Upper Sherman - Pedestrian Countdown Signals
\$3,000 Rymal @ Fletcher - Pedestrian Countdown Signals
\$4,000 Paramount @ Winterberry - Pedestrian Countdown Signals
\$4,000 Stone Church/Paramount @ Mt Albion - Pedestrian Countdown Signals
\$4,000 Hwy 8 @ Winona - Pedestrian Countdown Signals
\$4,000 Hwy 8 @ Envoy/ Royalwood - Pedestrian Countdown Signals
\$4,000 Upper James @ Twenty - Pedestrian Countdown Signals
\$4,000 Wilson @ Halson - Pedestrian Countdown Signals
\$4,000 Wilson @ Sulphur Springs - Pedestrian Countdown Signals
\$4,000 King @ Hatt/ York - Pedestrian Countdown Signals
\$1,000 King @ Foundry - Pedestrian Countdown Signals
\$6,000 Mohawk @ Millbank - Pedestrian Countdown Signals
\$4,000 Mohawk @ Rice - Pedestrian Countdown Signals
\$4,000 Mohawk @ 760 Mohawk - Pedestrian Countdown Signals
\$4,000 Dundas @ Burke - Pedestrian Countdown Signals
\$4,000 Dundas @ Berry Hill/Perelli - Pedestrian Countdown Signals
\$25,000 King @ MacNab - Pedestrian Scramble
\$15,000 Parkdale @ Main - Semi-actuation
\$15,000 Parkdale @ Melvin - Semi-actuation
\$15,000 Main @ Springer - Semi-actuation

**CITY OF HAMILTON
2021-2045 CAPITAL BUDGET PROJECT DETAIL SHEET**

Division/Department: Roads - Public Works Tax Funded
Project Name: Traffic Signal Modernization - Nebo @ Rymal

Project ID: 4662120013

Category: Traffic Engineering
Ward(s): 11

Objective:
To reconstruct and modernize the existing traffic signal at Nebo Rd & Rymal Rd to improve user safety.

Start Date: 2021
Completion Date: 2021
Status: Block
Tangible Capital Asset: Yes
Capital Budget Initiation: 2021
Program Type: Traffic Signals

Expenses (000's)	Total	Pre 2021	2021	2022	2023	2024	2025	2026	2027	2028	2029	2030	2031-45
Construction	200		200										
Total: Expenses	200		200										

Net Cost	200	0	200	0	0	0	0	0	0	0	0	0	0
-----------------	------------	----------	------------	----------	----------	----------	----------	----------	----------	----------	----------	----------	----------

Financing Sources (000's)	Total	Pre 2021	2021	2022	2023	2024	2025	2026	2027	2028	2029	2030	2031-45
HRPI Dividend	200		200										
Total: Financing Sources	200		200										

Funding Required	0	0	0	0	0	0	0	0	0	0	0	0	0
-------------------------	----------	----------	----------	----------	----------	----------	----------	----------	----------	----------	----------	----------	----------

Operating Budget Impact:	2021	2022	2023 Onward
Costs(Savings) (000's)			
Staffing Impacts (F.T.E)			

Project Rating Attributes	Weight	Rating	Weighted Rank
Contractual/Legislated Obligations	46.00	0-0	
Health and Safety	16.00	0-0	
Operating Budget/Financial Impact	9.00	0-0	
Strategic Direction (Dominant Project Theme)	29.00	0-1	
Total			



CITY OF HAMILTON
2021-2045 CAPITAL BUDGET PROJECT DETAIL SHEET

Division/Department: Roads - Public Works Tax Funded
Project Name: Traffic Signal LED Lighting Upgrade Program

Project ID: 4662120017

Category: Traffic Engineering

Ward(s): City Wide

Objective:

To re-lamp the traffic signals in the City of Hamilton to maintain the luminous intensity of the light output of the traffic signal indications and to change the bulbs before critical failure of the infrastructure which in turn reduces overall maintenance costs of the asset.

Start Date: 2021
Completion Date: Ongoing
Status: Block
Tangible Capital Asset: Yes
Capital Budget Initiation: 2021
Program Type: Traffic Signals

Expenses (000's)	Total	Pre 2021	2021	2022	2023	2024	2025	2026	2027	2028	2029	2030	2031-45
Construction	5,000		200	200	200	200	200	200	200	200	200	200	3,000
Total: Expenses	5,000		200	200	200	200	200	200	200	200	200	200	3,000

Revenues (000's)	Total	Pre 2021	2021	2022	2023	2024	2025	2026	2027	2028	2029	2030	2031-45
From WIP Transfers	150		150										
Total: Revenues	150		150										

Net Cost	4,850	0	50	200	200	200	200	200	200	200	200	200	3,000
-----------------	--------------	----------	-----------	------------	------------	------------	------------	------------	------------	------------	------------	------------	--------------

Financing Sources (000's)	Total	Pre 2021	2021	2022	2023	2024	2025	2026	2027	2028	2029	2030	2031-45
Federal Gas Tax	50		50										
Total: Financing Sources	50		50										

Funding Required	4,800	0	0	200	200	200	200	200	200	200	200	200	3,000
-------------------------	--------------	----------	----------	------------	------------	------------	------------	------------	------------	------------	------------	------------	--------------

Operating Budget Impact:	2021	2022	2023 Onward
Costs(Savings) (000's)			
Staffing Impacts (F.T.E)			

Project Rating Attributes	Weight	Rating	Weighted Rank
Contractual/Legislated Obligations	46.00	0-0	
Health and Safety	16.00	0-0	
Operating Budget/Financial Impact	9.00	0-0	
Strategic Direction (Dominant Project Theme)	29.00	0-1	
Total			

CITY OF HAMILTON
2021-2045 CAPITAL BUDGET PROJECT DETAIL SHEET

Division/Department: Roads - Public Works Tax Funded

Project ID: 4662120019

Category: Traffic Operations

Project Name: Traffic Controller Replacement Program

Ward(s): City Wide

Operating Budget Impact:	2021	2022	2023 Onward
Costs(Savings) (000's)			
Staffing Impacts (F.T.E)			

Project Rating Attributes	Weight	Rating	Weighted Rank
Contractual/Legislated Obligations	46.00	0-0	
Health and Safety	16.00	0-0	
Operating Budget/Financial Impact	9.00	0-0	
Strategic Direction (Dominant Project Theme)	29.00	0-1	
Total			

Comments:

2021 Scope Includes:

ARROWSMITH RD at CENTENNIAL PKWY
 BARTON ST at CENTENNIAL PKWY
 CENTENNIAL PKWY at DELAWANA DR
 CENTENNIAL PKWY at GODERICH RD
 CENTENNIAL PKWY at KING ST
 CENTENNIAL PKWY at NORTH SERVICE RD
 CENTENNIAL PKWY at QUEENSTON RD
 CENTENNIAL PKWY at RANDALL AVE
 CENTENNIAL PKWY at SOUTH SERVICE RD
 BENJAMIN DR / DICENZO DR at STONE CHURCH RD
 COURTLAND AVE at STONE CHURCH RD
 DARTNALL RD at STONE CHURCH RD
 GARTH ST at STONE CHURCH RD
 GOLF LINKS RD / MOHAWK RD at LINC EB OFF RAMP - SOUTH / STONE CHURCH RD
 HARROGATE DR / OLD GOLF LINKS RD at STONE CHURCH RD
 QUINN AVE / TAYMALL ST at STONE CHURCH RD
 REDMOND DR / RIDGEMOUNT DR at STONE CHURCH RD
 STONE CHURCH RD at STONEHENGE DR
 STONE CHURCH RD at UPPER GAGE AVE
 STONE CHURCH RD at UPPER JAMES ST
 STONE CHURCH RD at UPPER OTTAWA ST
 STONE CHURCH RD at UPPER PARADISE RD
 STONE CHURCH RD at UPPER RED HILL VALLEY PKWY
 STONE CHURCH RD at UPPER SHERMAN AVE
 STONE CHURCH RD at UPPER WELLINGTON ST
 STONE CHURCH RD at UPPER WENTWORTH ST
 STONE CHURCH RD at WEST 5th ST

**CITY OF HAMILTON
2021-2045 CAPITAL BUDGET PROJECT DETAIL SHEET**

Division/Department: Roads - Public Works Tax Funded

Project ID: 4662120048

Category: Roadway Safety - T.O.M.

Project Name: Durable Pavement Markings (New Installations)

Ward(s): City Wide

Objective:

To install new durable pavement markings throughout the City, ladder crosswalks, stop bars and arrows.

Start Date: 2021

Completion Date: Ongoing

Status: Block

Tangible Capital Asset: No

Capital Budget Initiation: 2021

Program Type: Transportation

Expenses (000's)	Total	Pre 2021	2021	2022	2023	2024	2025	2026	2027	2028	2029	2030	2031-45
Construction	14,650		250	600	600	600	600	600	600	600	600	600	9,000
Total: Expenses	14,650		250	600	600	600	600	600	600	600	600	600	9,000
Net Cost	14,650	0	250	600	600	600	600	600	600	600	600	600	9,000
Financing Sources (000's)	Total	Pre 2021	2021	2022	2023	2024	2025	2026	2027	2028	2029	2030	2031-45
From Operating Fund	250		250										
Total: Financing Sources	250		250										
Funding Required	14,400	0	0	600	600	600	600	600	600	600	600	600	9,000

Operating Budget Impact:	2021	2022	2023 Onward
Costs(Savings) (000's)			
Staffing Impacts (F.T.E)			

Project Rating Attributes	Weight	Rating	Weighted Rank
Contractual/Legislated Obligations	46.00	0-0	
Health and Safety	16.00	0-0	
Operating Budget/Financial Impact	9.00	0-0	
Strategic Direction (Dominant Project Theme)	29.00	0-1	
Total			

**CITY OF HAMILTON
2021-2045 CAPITAL BUDGET PROJECT DETAIL SHEET**

Division/Department: Roads - Public Works Tax Funded
Project Name: Engagement Priorities - Vision Zero

Project ID: 4662120050

Category: Roadway Safety - T.O.M.
Ward(s): City Wide

Objective:
Programs that engage residents and provide open data to allow residents to be part of solutions. As per Hamilton Strategic Road Safety Program and Vision Zero Action Plan 2019-2025 (PW19015).

Start Date: 2021
Completion Date: Ongoing
Status: Recommended (funded)
Tangible Capital Asset: No
Capital Budget Initiation: 2021
Program Type: Transportation

Digital Engagement & Partnerships \$100,000; Environment Hamilton Public Engagement Program \$150,000; Safety committees, road safety training \$25,000; Engagement events - workshops/roundtable/public events \$25,000; other potential initiatives or partnerships \$200,000

Expenses (000's)	Total	Pre 2021	2021	2022	2023	2024	2025	2026	2027	2028	2029	2030	2031-45
Other Capital Expenditures	4,850		50	200	200	200	200	200	200	200	200	200	3,000
Total: Expenses	4,850		50	200	200	200	200	200	200	200	200	200	3,000

Revenues (000's)	Total	Pre 2021	2021	2022	2023	2024	2025	2026	2027	2028	2029	2030	2031-45
Red Light Camera	4,850		50	200	200	200	200	200	200	200	200	200	3,000
Total: Revenues	4,850		50	200	200	200	200	200	200	200	200	200	3,000

Net Cost	0	0	0	0	0	0	0	0	0	0	0	0	0
-----------------	----------	----------	----------	----------	----------	----------	----------	----------	----------	----------	----------	----------	----------

Funding Required	0	0	0	0	0	0	0	0	0	0	0	0	0
-------------------------	----------	----------	----------	----------	----------	----------	----------	----------	----------	----------	----------	----------	----------

Operating Budget Impact:	2021	2022	2023 Onward
Costs(Savings) (000's)			
Staffing Impacts (F.T.E)			

Project Rating Attributes	Weight	Rating	Weighted Rank
Contractual/Legislated Obligations	46.00	0-0	
Health and Safety	16.00	0-0	
Operating Budget/Financial Impact	9.00	0-0	
Strategic Direction (Dominant Project Theme)	29.00	0-1	
Total			

**CITY OF HAMILTON
2021-2045 CAPITAL BUDGET PROJECT DETAIL SHEET**

Division/Department: Roads - Public Works Tax Funded

Project ID: 4662120051

Category: Roadway Safety - T.O.M.

Project Name: Education Priorities - Vision Zero

Ward(s): City Wide

Objective:
Implementation of education programs and messaging. As per Hamilton Strategic Road Safety Program and Vision Zero Action Plan 2019-2025 (PW19015)

Start Date: 2021
Completion Date: Ongoing
Status: Recommended (funded)
Tangible Capital Asset: No
Capital Budget Initiation: 2021
Program Type: Transportation

Expenses (000's)	Total	Pre 2021	2021	2022	2023	2024	2025	2026	2027	2028	2029	2030	2031-45
Other Capital Expenditures	10,000		400	400	400	400	400	400	400	400	400	400	6,000
Total: Expenses	10,000		400	400	400	400	400	400	400	400	400	400	6,000

Revenues (000's)	Total	Pre 2021	2021	2022	2023	2024	2025	2026	2027	2028	2029	2030	2031-45
Red Light Camera	10,000		400	400	400	400	400	400	400	400	400	400	6,000
Total: Revenues	10,000		400	400	400	400	400	400	400	400	400	400	6,000

Net Cost	0	0	0	0	0	0	0	0	0	0	0	0	0
-----------------	----------	----------	----------	----------	----------	----------	----------	----------	----------	----------	----------	----------	----------

Funding Required	0	0	0	0	0	0	0	0	0	0	0	0	0
-------------------------	----------	----------	----------	----------	----------	----------	----------	----------	----------	----------	----------	----------	----------

Operating Budget Impact:	2021	2022	2023 Onward
Costs(Savings) (000's)			
Staffing Impacts (F.T.E)			

Project Rating Attributes	Weight	Rating	Weighted Rank
Contractual/Legislated Obligations	46.00	0-0	
Health and Safety	16.00	0-0	
Operating Budget/Financial Impact	9.00	0-0	
Strategic Direction (Dominant Project Theme)	29.00	0-1	
Total			

**CITY OF HAMILTON
2021-2045 CAPITAL BUDGET PROJECT DETAIL SHEET**

Division/Department: Roads - Public Works Tax Funded
Project Name: Evaluation Priorities - Vision Zero

Project ID: 4662120052

Category: Roadway Safety - T.O.M.
Ward(s): City Wide

Objective:
Evaluation and implementation of systems to identify route causes of collisions, partnerships with McMaster/Mohawk/TES (collision software) and other opportunities that may come forward. As per Hamilton Strategic Road Safety Program and Vision Zero Action Plan 2019-2025 (PW19015)

Start Date: 2021
Completion Date: Ongoing
Status: Recommended (funded)
Tangible Capital Asset: No
Capital Budget Initiation: 2020
Program Type: Transportation

Expenses (000's)	Total	Pre 2021	2021	2022	2023	2024	2025	2026	2027	2028	2029	2030	2031-45
Other Capital Expenditures	4,850		50	200	200	200	200	200	200	200	200	200	3,000
Total: Expenses	4,850		50	200	200	200	200	200	200	200	200	200	3,000

Revenues (000's)	Total	Pre 2021	2021	2022	2023	2024	2025	2026	2027	2028	2029	2030	2031-45
Red Light Camera	4,850		50	200	200	200	200	200	200	200	200	200	3,000
Total: Revenues	4,850		50	200	200	200	200	200	200	200	200	200	3,000

Net Cost	0	0	0	0	0	0	0	0	0	0	0	0	0
-----------------	----------	----------	----------	----------	----------	----------	----------	----------	----------	----------	----------	----------	----------

Funding Required	0	0	0	0	0	0	0	0	0	0	0	0	0
-------------------------	----------	----------	----------	----------	----------	----------	----------	----------	----------	----------	----------	----------	----------

Operating Budget Impact:	2021	2022	2023 Onward
Costs(Savings) (000's)			
Staffing Impacts (F.T.E)			

Project Rating Attributes	Weight	Rating	Weighted Rank
Contractual/Legislated Obligations	46.00	0-0	
Health and Safety	16.00	0-0	
Operating Budget/Financial Impact	9.00	0-0	
Strategic Direction (Dominant Project Theme)	29.00	0-1	
Total			

**CITY OF HAMILTON
2021-2045 CAPITAL BUDGET PROJECT DETAIL SHEET**

Division/Department: Roads - Public Works Tax Funded

Project ID: 4662120053

Category: Roadway Safety - T.O.M.

Project Name: Engineering Priorities - Vision Zero

Ward(s): City Wide

Objective:

Implementation of infrastructure to address identified collision patterns through collision counter measures program and neighbourhood engagement program as per Hamilton Strategic Road Safety Program and Vision Zero Action Plan 2019-2025 (PW19015).

Collision Counter Measures \$200,000; Consulting, contract and design \$50,000; Radar Board \$50,000

Start Date: 2021

Completion Date: Ongoing

Status: Recommended (funded)

Tangible Capital Asset: No

Capital Budget Initiation: 2021

Program Type: Transportation

Expenses (000's)	Total	Pre 2021	2021	2022	2023	2024	2025	2026	2027	2028	2029	2030	2031-45
Construction	19,500		300	800	800	800	800	800	800	800	800	800	12,000
Total: Expenses	19,500		300	800	800	800	800	800	800	800	800	800	12,000

Revenues (000's)	Total	Pre 2021	2021	2022	2023	2024	2025	2026	2027	2028	2029	2030	2031-45
Red Light Camera	19,500		300	800	800	800	800	800	800	800	800	800	12,000
Total: Revenues	19,500		300	800	800	800	800	800	800	800	800	800	12,000

Net Cost	0	0	0	0	0	0	0	0	0	0	0	0	0
-----------------	----------	----------	----------	----------	----------	----------	----------	----------	----------	----------	----------	----------	----------

Funding Required	0	0	0	0	0	0	0	0	0	0	0	0	0
-------------------------	----------	----------	----------	----------	----------	----------	----------	----------	----------	----------	----------	----------	----------

Operating Budget Impact:	2021	2022	2023 Onward
Costs(Savings) (000's)			
Staffing Impacts (F.T.E)			

Project Rating Attributes	Weight	Rating	Weighted Rank
Contractual/Legislated Obligations	46.00	0-0	
Health and Safety	16.00	0-0	
Operating Budget/Financial Impact	9.00	0-0	
Strategic Direction (Dominant Project Theme)	29.00	0-1	
Total			

**CITY OF HAMILTON
2021-2045 CAPITAL BUDGET PROJECT DETAIL SHEET**

Division/Department: Roads - Public Works Tax Funded
Project Name: New Traffic Signal - Nebo @ Twenty Rd

Project ID: 4662120126

Category: Traffic Engineering
Ward(s): 11

Objective:
To install new full and pedestrian traffic signal to enhance driver and pedestrian safety.

Start Date: 2021
Completion Date: 2021
Status: Block
Tangible Capital Asset: Yes
Capital Budget Initiation: 2020
Program Type: Traffic Signals

Expenses (000's)	Total	Pre 2021	2021	2022	2023	2024	2025	2026	2027	2028	2029	2030	2031-45
Construction	250		250										
Total: Expenses	250		250										

Revenues (000's)	Total	Pre 2021	2021	2022	2023	2024	2025	2026	2027	2028	2029	2030	2031-45
Dev Charges - Non-Res-TCA	119		119										
Dev Charges - Res-TCA	119		119										
Total: Revenues	238		238										

Net Cost	12	0	12	0	0	0	0	0	0	0	0	0	0
-----------------	-----------	----------	-----------	----------	----------	----------	----------	----------	----------	----------	----------	----------	----------

Financing Sources (000's)	Total	Pre 2021	2021	2022	2023	2024	2025	2026	2027	2028	2029	2030	2031-45
From Operating Fund	12		12										
Total: Financing Sources	12		12										

Funding Required	0	0	0	0	0	0	0	0	0	0	0	0	0
-------------------------	----------	----------	----------	----------	----------	----------	----------	----------	----------	----------	----------	----------	----------

Operating Budget Impact:	2021	2022	2023 Onward
Costs(Savings) (000's)	13.6		
Staffing Impacts (F.T.E)	.05		

Project Rating Attributes	Weight	Rating	Weighted Rank
Contractual/Legislated Obligations	46.00	0-0	
Health and Safety	16.00	0-0	
Operating Budget/Financial Impact	9.00	0-0	
Strategic Direction (Dominant Project Theme)	29.00	0-1	
Total			



**CITY OF HAMILTON
2021-2045 CAPITAL BUDGET PROJECT DETAIL SHEET**

Division/Department: Roads - Public Works Tax Funded
Project Name: Wentworth St Modifications

Project ID: 4662120132

Category: Roadway Safety - T.O.M.
Ward(s): 3

Objective:
Travel lane modifications, functional design and pedestrian enhancements to provide a safer and complete street environment for residents.

Start Date: 2021
Completion Date: 2021
Status: Block
Tangible Capital Asset: No
Capital Budget Initiation: 2020
Program Type: Traffic Operations

Expenses (000's)	Total	Pre 2021	2021	2022	2023	2024	2025	2026	2027	2028	2029	2030	2031-45
Consultant	100		100										
Total: Expenses	100		100										

Net Cost	100	0	100	0	0	0	0	0	0	0	0	0	0
-----------------	------------	----------	------------	----------	----------	----------	----------	----------	----------	----------	----------	----------	----------

Financing Sources (000's)	Total	Pre 2021	2021	2022	2023	2024	2025	2026	2027	2028	2029	2030	2031-45
From Operating Fund	100		100										
Total: Financing Sources	100		100										

Funding Required	0	0	0	0	0	0	0	0	0	0	0	0	0
-------------------------	----------	----------	----------	----------	----------	----------	----------	----------	----------	----------	----------	----------	----------

Operating Budget Impact:	2021	2022	2023 Onward
Costs(Savings) (000's)			
Staffing Impacts (F.T.E)			

Project Rating Attributes	Weight	Rating	Weighted Rank
Contractual/Legislated Obligations	46.00	0-0	
Health and Safety	16.00	0-0	
Operating Budget/Financial Impact	9.00	0-0	
Strategic Direction (Dominant Project Theme)	29.00	0-1	
Total			

**CITY OF HAMILTON
2021-2045 CAPITAL BUDGET PROJECT DETAIL SHEET**

Division/Department: Roads - Public Works Tax Funded

Project ID: 4662120140

Category: Traffic Engineering

Project Name: New bump-outs at Barton & Lottridge and Barton & Barnesdale

Ward(s): 3

Objective:

Design and construction of a new bump-outs at Barton St and Lottridge Ave and at Barton St and Barnesdale Ave as required by Council motion. Scope includes construction administration support.

Start Date: 2021

Completion Date: 2021

Status: Block

Tangible Capital Asset: Yes

Capital Budget Initiation: 2021

Program Type: Traffic Operations

Expenses (000's)	Total	Pre 2021	2021	2022	2023	2024	2025	2026	2027	2028	2029	2030	2031-45
Construction	50		50										
Consultant	10		10										
Total: Expenses	60		60										

Net Cost	60	0	60	0	0	0	0	0	0	0	0	0	0
-----------------	-----------	----------	-----------	----------	----------	----------	----------	----------	----------	----------	----------	----------	----------

Financing Sources (000's)	Total	Pre 2021	2021	2022	2023	2024	2025	2026	2027	2028	2029	2030	2031-45
From Operating Fund	60		60										
Total: Financing Sources	60		60										

Funding Required	0	0	0	0	0	0	0	0	0	0	0	0	0
-------------------------	----------	----------	----------	----------	----------	----------	----------	----------	----------	----------	----------	----------	----------

Operating Budget Impact:	2021	2022	2023 Onward
Costs(Savings) (000's)			
Staffing Impacts (F.T.E)			

Project Rating Attributes	Weight	Rating	Weighted Rank
Contractual/Legislated Obligations	46.00	0-0	
Health and Safety	16.00	0-0	
Operating Budget/Financial Impact	9.00	0-0	
Strategic Direction (Dominant Project Theme)	29.00	0-1	
Total			

**CITY OF HAMILTON
2021-2045 CAPITAL BUDGET PROJECT DETAIL SHEET**

Division/Department: Roads - Public Works Tax Funded

Project ID: 4662120522

Category: Traffic Engineering

Project Name: Traffic Engineering - Signal Design & Contract Administration

Ward(s): City Wide

Objective:

To establish funding to ensure signal design is completed prior to approval of the capital projects. This allows us to be pro-active and design signals so that work can proceed in a expeditious manner. There will be an off-setting recovery once individual capital projects are approved. Includes contract and administration as required.

Start Date: 2021

Completion Date: 2021

Status: Block

Tangible Capital Asset: Yes

Capital Budget Initiation: 2021

Program Type: Traffic Signals

Expenses (000's)	Total	Pre 2021	2021	2022	2023	2024	2025	2026	2027	2028	2029	2030	2031-45
Design	250		250										
Total: Expenses	250		250										

Revenues (000's)	Total	Pre 2021	2021	2022	2023	2024	2025	2026	2027	2028	2029	2030	2031-45
From WIP Transfers	200		200										
Total: Revenues	200		200										

Net Cost	50	0	50	0	0	0	0	0	0	0	0	0	0
-----------------	-----------	----------	-----------	----------	----------	----------	----------	----------	----------	----------	----------	----------	----------

Financing Sources (000's)	Total	Pre 2021	2021	2022	2023	2024	2025	2026	2027	2028	2029	2030	2031-45
From Operating Fund	50		50										
Total: Financing Sources	50		50										

Funding Required	0	0	0	0	0	0	0	0	0	0	0	0	0
-------------------------	----------	----------	----------	----------	----------	----------	----------	----------	----------	----------	----------	----------	----------

Operating Budget Impact:	2021	2022	2023 Onward
Costs(Savings) (000's)			
Staffing Impacts (F.T.E)			

Project Rating Attributes	Weight	Rating	Weighted Rank
Contractual/Legislated Obligations	46.00	0-0	
Health and Safety	16.00	0-0	
Operating Budget/Financial Impact	9.00	0-0	
Strategic Direction (Dominant Project Theme)	29.00	0-1	
Total			

**CITY OF HAMILTON
2021-2045 CAPITAL BUDGET PROJECT DETAIL SHEET**

Division/Department: Roads - Public Works Tax Funded

Project ID: 4662120526

Category: Traffic Engineering

Project Name: New Intersection Pedestrian Signal (IPS) - Barton St and Milton Ave

Ward(s): 3

Objective:
Design and construction of a new IPS at Barton St and Milton Ave as required by Council motion. Scope includes construction administration support.

Start Date: 2021
Completion Date: 2021
Status: Block
Tangible Capital Asset: Yes
Capital Budget Initiation: 2021
Program Type: Traffic - Pedestrian

Expenses (000's)	Total	Pre 2021	2021	2022	2023	2024	2025	2026	2027	2028	2029	2030	2031-45
Construction	150		150										
Consultant	20		20										
Total: Expenses	170		170										

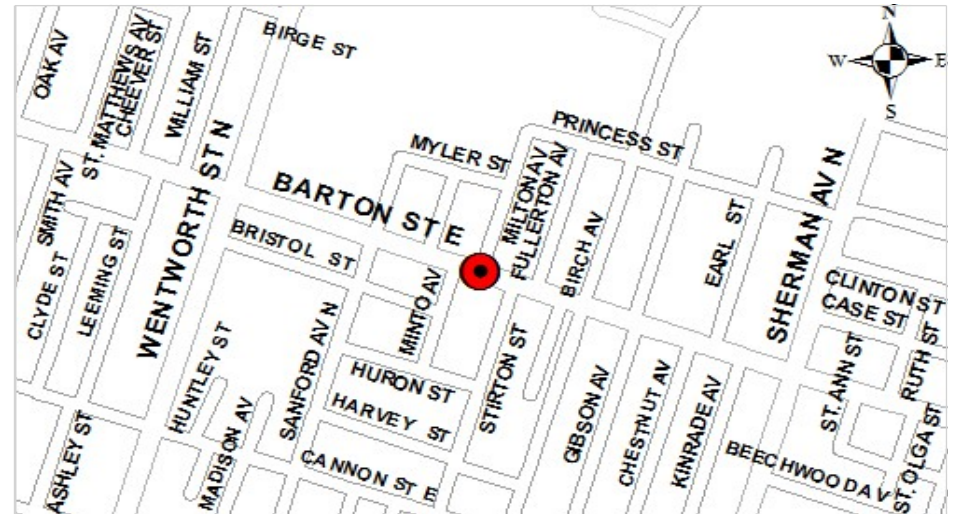
Net Cost	170	0	170	0	0	0	0	0	0	0	0	0	0
-----------------	------------	----------	------------	----------	----------	----------	----------	----------	----------	----------	----------	----------	----------

Financing Sources (000's)	Total	Pre 2021	2021	2022	2023	2024	2025	2026	2027	2028	2029	2030	2031-45
From Operating Fund	170		170										
Total: Financing Sources	170		170										

Funding Required	0	0	0	0	0	0	0	0	0	0	0	0	0
-------------------------	----------	----------	----------	----------	----------	----------	----------	----------	----------	----------	----------	----------	----------

Operating Budget Impact:	2021	2022	2023 Onward
Costs(Savings) (000's)			
Staffing Impacts (F.T.E)			

Project Rating Attributes	Weight	Rating	Weighted Rank
Contractual/Legislated Obligations	46.00	0-0	
Health and Safety	16.00	0-0	
Operating Budget/Financial Impact	9.00	0-0	
Strategic Direction (Dominant Project Theme)	29.00	0-1	
Total			



CITY OF HAMILTON
2021-2045 CAPITAL BUDGET PROJECT DETAIL SHEET

Division/Department: Roads - Public Works Tax Funded

Project ID: 4662120527

Category: Traffic Engineering

Project Name: New Intersection Pedestrian Signal (IPS) - Sherman Ave and Dunsmure Road

Ward(s): 3

Objective:

Design and construction of a new IPS at Sherman Ave at Dunsmure as required by Council motion. Scope includes construction administration support.

Start Date: 2021

Completion Date: 2021

Status: Block

Tangible Capital Asset: Yes

Capital Budget Initiation: 2021

Program Type: Traffic - Pedestrian

Expenses (000's)	Total	Pre 2021	2021	2022	2023	2024	2025	2026	2027	2028	2029	2030	2031-45
Construction	150		150										
Consultant	20		20										
Total: Expenses	170		170										

Net Cost	170	0	170	0	0	0	0	0	0	0	0	0	0
-----------------	------------	----------	------------	----------	----------	----------	----------	----------	----------	----------	----------	----------	----------

Financing Sources (000's)	Total	Pre 2021	2021	2022	2023	2024	2025	2026	2027	2028	2029	2030	2031-45
From Operating Fund	170		170										
Total: Financing Sources	170		170										

Funding Required	0	0	0	0	0	0	0	0	0	0	0	0	0
-------------------------	----------	----------	----------	----------	----------	----------	----------	----------	----------	----------	----------	----------	----------

Operating Budget Impact:	2021	2022	2023 Onward
Costs(Savings) (000's)			
Staffing Impacts (F.T.E)			

Project Rating Attributes	Weight	Rating	Weighted Rank
Contractual/Legislated Obligations	46.00	0-0	
Health and Safety	16.00	0-0	
Operating Budget/Financial Impact	9.00	0-0	
Strategic Direction (Dominant Project Theme)	29.00	0-1	
Total			

**CITY OF HAMILTON
2021-2045 CAPITAL BUDGET PROJECT DETAIL SHEET**

Division/Department: Roads - Public Works Tax Funded

Project ID: 4662120528

Category: Traffic Engineering

Project Name: New Intersection Pedestrian Signal (IPS) - Wentworth & King William (near Cathedral High School)

Ward(s): 3

Objective:
Design and construction of a new IPS at Wentworth Ave and King William St as required by Council motion. Scope includes construction administration support.

Start Date: 2021
Completion Date: 2021
Status: Block
Tangible Capital Asset: Yes
Capital Budget Initiation: 2021
Program Type: Traffic - Pedestrian

Expenses (000's)	Total	Pre 2021	2021	2022	2023	2024	2025	2026	2027	2028	2029	2030	2031-45
Construction	150		150										
Consultant	20		20										
Total: Expenses	170		170										

Net Cost	170	0	170	0	0	0	0	0	0	0	0	0	0
-----------------	------------	----------	------------	----------	----------	----------	----------	----------	----------	----------	----------	----------	----------

Financing Sources (000's)	Total	Pre 2021	2021	2022	2023	2024	2025	2026	2027	2028	2029	2030	2031-45
From Operating Fund	170		170										
Total: Financing Sources	170		170										

Funding Required	0	0	0	0	0	0	0	0	0	0	0	0	0
-------------------------	----------	----------	----------	----------	----------	----------	----------	----------	----------	----------	----------	----------	----------

Operating Budget Impact:	2021	2022	2023 Onward
Costs(Savings) (000's)			
Staffing Impacts (F.T.E)			

Project Rating Attributes	Weight	Rating	Weighted Rank
Contractual/Legislated Obligations	46.00	0-0	
Health and Safety	16.00	0-0	
Operating Budget/Financial Impact	9.00	0-0	
Strategic Direction (Dominant Project Theme)	29.00	0-1	
Total			

CITY OF HAMILTON
2021-2045 CAPITAL BUDGET PROJECT DETAIL SHEET

Division/Department: Roads - Public Works Tax Funded
Project Name: Upper James - Pedestrian Improvements

Project ID: 4662120529

Category: Traffic Engineering

Ward(s): 8

Objective:

Decommissioning of existing traffic signal equipment on Upper James Street and replaced with signal equipment at new locations as approved by Council in Report PW20010/PED20077. Upper James Street at Brantdale Avenue Signal decommissioned and replaced by a full signal at Upper James Street at Brucedale Avenue. Intersection Pedestrian Signal on Upper James Street at Churchill Avenue/ Duff Street be decommissioned and replaced by a full traffic signal on Upper James Street at Queensdale Avenue. Upper James Street at Brantdale Avenue red light camera removed.

Start Date: 2021

Completion Date: 2021

Status: Block

Tangible Capital Asset: Yes

Capital Budget Initiation: 2021

Program Type: Traffic - Pedestrian

Expenses (000's)	Total	Pre 2021	2021	2022	2023	2024	2025	2026	2027	2028	2029	2030	2031-45
Construction	500		500										
Consultant	60		60										
Design	40		40										
Total: Expenses	600		600										

Net Cost	600	0	600	0	0	0	0	0	0	0	0	0	0
-----------------	------------	----------	------------	----------	----------	----------	----------	----------	----------	----------	----------	----------	----------

Financing Sources (000's)	Total	Pre 2021	2021	2022	2023	2024	2025	2026	2027	2028	2029	2030	2031-45
HRPI Dividend	600		600										
Total: Financing Sources	600		600										

Funding Required	0	0	0	0	0	0	0	0	0	0	0	0	0
-------------------------	----------	----------	----------	----------	----------	----------	----------	----------	----------	----------	----------	----------	----------

Operating Budget Impact:	2021	2022	2023 Onward
Costs(Savings) (000's)			
Staffing Impacts (F.T.E)			

Project Rating Attributes	Weight	Rating	Weighted Rank
Contractual/Legislated Obligations	46.00	0-0	
Health and Safety	16.00	0-0	
Operating Budget/Financial Impact	9.00	0-0	
Strategic Direction (Dominant Project Theme)	29.00	0-1	
Total			

**CITY OF HAMILTON
2021-2045 CAPITAL BUDGET PROJECT DETAIL SHEET**

Division/Department: Roads - Public Works Tax Funded
Project Name: APS - Accessible Pedestrian Signals

Project ID: 4662120531

Category: Traffic Engineering
Ward(s): City Wide

Objective:

To fund installation of Accessible Pedestrian Signals to meet the AODA legislative requirements as well as the Transportation Association of Canada guidelines. Approved PW08077a March 21/12

Start Date: 2021
Completion Date: Ongoing
Status: Block
Tangible Capital Asset: Yes
Capital Budget Initiation: 2021
Program Type: Traffic - APS

Expenses (000's)	Total	Pre 2021	2021	2022	2023	2024	2025	2026	2027	2028	2029	2030	2031-45
Construction	3,700		100	150	150	150	150	150	150	150	150	150	2,250
Total: Expenses	3,700		100	150	150	150	150	150	150	150	150	150	2,250
Net Cost	3,700	0	100	150	150	150	150	150	150	150	150	150	2,250
Financing Sources (000's)	Total	Pre 2021	2021	2022	2023	2024	2025	2026	2027	2028	2029	2030	2031-45
From Operating Fund	100		100										
Total: Financing Sources	100		100										
Funding Required	3,600	0	0	150	150	150	150	150	150	150	150	150	2,250

Operating Budget Impact:	2021	2022	2023 Onward
Costs(Savings) (000's)	16.8		
Staffing Impacts (F.T.E)	.15		

Project Rating Attributes	Weight	Rating	Weighted Rank
Contractual/Legislated Obligations	46.00	0-0	
Health and Safety	16.00	0-0	
Operating Budget/Financial Impact	9.00	0-0	
Strategic Direction (Dominant Project Theme)	29.00	0-1	
Total			

Comments:

2021 Scope Includes:

\$10,000 Rymal @ Rockland/Grayrocks - Retrofit
\$23,000 Dundas @ Cootes - Retrofit
\$10,000 Upper Wellington @ Southbend - Retrofit
\$10,000 Mohawk @ Terrace - Retrofit
\$23,000 King @ Macklin - Retrofit
\$24,000 King @ James - Retrofit

**CITY OF HAMILTON
2021-2045 CAPITAL BUDGET PROJECT DETAIL SHEET**

Division/Department: Roads - Public Works Tax Funded

Project ID: 4662120540

Category: Traffic Engineering

Project Name: Traffic Signal Modernization Coordinated with Construction

Ward(s): 15

Objective:

Funds for this project are to cover modernization requirements that are required due to roadway reconstruction service impacts. Program includes the reconstruction of signals due to construction.

Start Date: 2021

Completion Date: Ongoing

Status: Block

Tangible Capital Asset: Yes

Capital Budget Initiation: 2021

Program Type: Traffic Signals

Expenses (000's)	Total	Pre 2021	2021	2022	2023	2024	2025	2026	2027	2028	2029	2030	2031-45
Construction	360		360										
Total: Expenses	360		360										

Net Cost	360	0	360	0	0	0	0	0	0	0	0	0	0
-----------------	------------	----------	------------	----------	----------	----------	----------	----------	----------	----------	----------	----------	----------

Financing Sources (000's)	Total	Pre 2021	2021	2022	2023	2024	2025	2026	2027	2028	2029	2030	2031-45
From Operating Fund	360		360										
Total: Financing Sources	360		360										

Funding Required	0	0	0	0	0	0	0	0	0	0	0	0	0
-------------------------	----------	----------	----------	----------	----------	----------	----------	----------	----------	----------	----------	----------	----------

Operating Budget Impact:	2021	2022	2023 Onward
Costs(Savings) (000's)			
Staffing Impacts (F.T.E)			

Project Rating Attributes	Weight	Rating	Weighted Rank
Contractual/Legislated Obligations	46.00	0-0	
Health and Safety	16.00	0-0	
Operating Budget/Financial Impact	9.00	0-0	
Strategic Direction (Dominant Project Theme)	29.00	0-1	
Total			

Comments:

2021 Scope Includes:

\$180k - Parkside Dr at Boulding Ave (Ward 15)

\$180k - Parkside Dr at Robson (Ward 15)

**CITY OF HAMILTON
2021-2045 CAPITAL BUDGET PROJECT DETAIL SHEET**

Division/Department: Roads - Public Works Tax Funded

Project ID: 4662120720

Category: Traffic Operations

Project Name: Durable Plastic Pavement Marking Rehabilitation

Ward(s): City Wide

Objective:

Program to replace fading plastic pavement markings including ladder crosswalks installed under the Hamilton Strategic Road Safety Program to ensure safety guidance to motorists, pedestrians and cyclists.

Start Date: 2021

Completion Date: Ongoing

Status: Block

Tangible Capital Asset: No

Capital Budget Initiation: 2021

Program Type: Traffic Operations

Expenses (000's)	Total	Pre 2021	2021	2022	2023	2024	2025	2026	2027	2028	2029	2030	2031-45
Construction	12,500		500	500	500	500	500	500	500	500	500	500	7,500
Total: Expenses	12,500		500	500	500	500	500	500	500	500	500	500	7,500

Net Cost	12,500	0	500	500	500	500	500	500	500	500	500	500	7,500
-----------------	---------------	----------	------------	------------	------------	------------	------------	------------	------------	------------	------------	------------	--------------

Financing Sources (000's)	Total	Pre 2021	2021	2022	2023	2024	2025	2026	2027	2028	2029	2030	2031-45
From Operating Fund	500		500										
Total: Financing Sources	500		500										

Funding Required	12,000	0	0	500	500	500	500	500	500	500	500	500	7,500
-------------------------	---------------	----------	----------	------------	------------	------------	------------	------------	------------	------------	------------	------------	--------------

Operating Budget Impact:	2021	2022	2023 Onward
Costs(Savings) (000's)			
Staffing Impacts (F.T.E)			

Project Rating Attributes	Weight	Rating	Weighted Rank
Contractual/Legislated Obligations	46.00	0-0	
Health and Safety	16.00	0-0	
Operating Budget/Financial Impact	9.00	0-0	
Strategic Direction (Dominant Project Theme)	29.00	0-1	
Total			

**CITY OF HAMILTON
2021-2045 CAPITAL BUDGET PROJECT DETAIL SHEET**

Division/Department: Roads - Public Works Tax Funded
Project Name: Overhead Sign Structure

Project ID: 4662120722

Category: Traffic Operations
Ward(s): City Wide

Objective:
To inspect and repair overhead sign structures on Burlington Street, Nikola Tesla Blvd, Lincoln Alexander Parkway, Red Hill Valley Parkway and Claremont Access and other areas in the City.

Start Date: 2021
Completion Date: Ongoing
Status: Block
Tangible Capital Asset: Yes
Capital Budget Initiation: 2021
Program Type: Traffic Operations

Expenses (000's)	Total	Pre 2021	2021	2022	2023	2024	2025	2026	2027	2028	2029	2030	2031-45
Construction	1,700		500	50	50	50	50	50	50	50	50	50	750
Total: Expenses	1,700		500	50	50	50	50	50	50	50	50	50	750

Net Cost	1,700	0	500	50	50	50	50	50	50	50	50	50	750
-----------------	--------------	----------	------------	-----------	-----------	-----------	-----------	-----------	-----------	-----------	-----------	-----------	------------

Financing Sources (000's)	Total	Pre 2021	2021	2022	2023	2024	2025	2026	2027	2028	2029	2030	2031-45
From Operating Fund	500		500										
Total: Financing Sources	500		500										

Funding Required	1,200	0	0	50	50	50	50	50	50	50	50	50	750
-------------------------	--------------	----------	----------	-----------	-----------	-----------	-----------	-----------	-----------	-----------	-----------	-----------	------------

Operating Budget Impact:	2021	2022	2023 Onward
Costs(Savings) (000's)			
Staffing Impacts (F.T.E)			

Project Rating Attributes	Weight	Rating	Weighted Rank
Contractual/Legislated Obligations	46.00	0-0	
Health and Safety	16.00	0-0	
Operating Budget/Financial Impact	9.00	0-0	
Strategic Direction (Dominant Project Theme)	29.00	0-1	
Total			

**CITY OF HAMILTON
2021-2045 CAPITAL BUDGET PROJECT DETAIL SHEET**

Division/Department: Roads - Public Works Tax Funded

Project ID: 4662141105

Category: Traffic Operations

Project Name: Repaving of 1375 Upper Ottawa rear lot

Ward(s): 6

Objective:
Repaving of rear lot at Traffic Operations (1375 Upper Ottawa) to improve worker safety.

Start Date: 2021
Completion Date: 2021
Status: Block
Tangible Capital Asset: No
Capital Budget Initiation: 2021
Program Type: Parking Lot

Expenses (000's)	Total	Pre 2021	2021	2022	2023	2024	2025	2026	2027	2028	2029	2030	2031-45
Construction	100		100										
Total: Expenses	100		100										

Net Cost	100	0	100	0	0	0	0	0	0	0	0	0	0
-----------------	------------	----------	------------	----------	----------	----------	----------	----------	----------	----------	----------	----------	----------

Financing Sources (000's)	Total	Pre 2021	2021	2022	2023	2024	2025	2026	2027	2028	2029	2030	2031-45
From Operating Fund	100		100										
Total: Financing Sources	100		100										

Funding Required	0	0	0	0	0	0	0	0	0	0	0	0	0
-------------------------	----------	----------	----------	----------	----------	----------	----------	----------	----------	----------	----------	----------	----------

Operating Budget Impact:	2021	2022	2023 Onward
Costs(Savings) (000's)			
Staffing Impacts (F.T.E)			

Project Rating Attributes	Weight	Rating	Weighted Rank
Contractual/Legislated Obligations	46.00	0-0	
Health and Safety	16.00	0-0	
Operating Budget/Financial Impact	9.00	0-0	
Strategic Direction (Dominant Project Theme)	29.00	0-1	
Total			

Transit Services



City of Hamilton
2021 - 2030 Capital Budget
Ten Year Included, Not Included, Future Project Summary (000's)

Ward	Project	Pre 2021		2021		2022		2023		2024		2025 to 2030		Total Project		Start Year	End Year	
		Gross	Net	Gross	Net	Gross	Net	Gross	Net	Gross	Net	Gross	Net	Gross	Net			
Transit Services																		
Included in the Financing Plan																		
City Wide	5301783700	HSR Bus Expansion Program - 10 Year Plan	14,380	5,190	4,080	-	4,162	-	5,094	-	5,196	-	6,183	-	39,095	5,190	2017	2025
3, City Wide	5301785701	Transit Maintenance and Storage Facility (Cash Flow Project)	142,000	21,094	140,000	16,876	-	-	-	-	-	-	-	-	282,000	37,970	2017	2022
City Wide	5302083001	HSR Expansion Buses - Modal Split	6,400	-	7,344	-	7,491	-	7,641	-	7,794	-	7,949	-	44,619	-	2020	2025
City Wide	5302183100	HSR Bus Replacement Program	-	-	31,524	-	18,684	-	14,188	-	15,163	-	123,588	14,800	461,804	51,800	2021	Ongoing
City Wide	5302183101	Active Transportation Connections	-	-	1,200	-	900	-	1,500	-	3,000	-	2,500	-	9,100	-	2021	Ongoing
City Wide	5302183503	Nonrevenue Vehicle Replace Program	-	-	69	-	85	-	138	-	85	-	786	-	2,365	-	2021	Ongoing
City Wide	5302184101	Real-Time Information Infrastructure	-	-	2,000	533	-	-	-	-	-	-	-	-	2,000	533	2021	2021
City Wide	5302184102	Real-Time Operations Management	-	-	2,250	600	2,750	735	-	-	-	-	-	-	5,000	1,335	2021	2022
City Wide	5302184103	A-Line Priority Bus Corridor	-	-	2,000	533	2,000	533	2,000	533	2,500	667	-	-	8,500	2,266	2021	2024
City Wide	5302184109	Ranger Equipment Replacement	-	-	2,000	533	-	-	-	-	-	-	-	-	2,000	533	2021	2021
City Wide	5302185803	Operator Washroom Conveniences and End of Line Rehab	-	-	150	150	75	75	75	75	75	75	450	450	1,575	1,575	2021	Ongoing
City Wide	5302185804	Bus Stop Shelter Rehabilitation	-	-	125	125	125	125	125	125	125	125	750	750	2,500	2,500	2021	Ongoing
City Wide	5302185902	Transit Shelter Expansion Program	-	-	150	-	150	-	150	-	150	-	900	-	3,000	-	2021	Ongoing
Total:			162,780	26,284	192,892	19,350	36,422	1,468	30,911	733	34,088	867	143,106	16,000	863,558	103,702		
Beginning in Future Years																		
City Wide	5301784707	Rapid Ready & Ten Year Local Transit Strategy Implementation	600	500	-	-	-	-	50	-	-	-	50	-	700	500	2017	2026
City Wide	5302084010	PRESTO Equipment Replacement	5,000	1,333	-	-	-	-	-	-	-	-	4,825	4,825	9,825	6,158	2020	2027
City Wide	5302218001	Birch Avenue Bridge/Road Works	-	-	-	-	31,000	8,267	-	-	-	-	-	-	31,000	8,267	2022	2022
Total:			5,600	1,833	-	-	31,000	8,267	50	-	-	-	4,875	4,825	41,525	14,925		
Total: Transit Services			168,380	28,117	192,892	19,350	67,422	9,735	30,961	733	34,088	867	147,981	20,825	905,083	118,627		
Total: All Departments			168,380	28,117	192,892	19,350	67,422	9,735	30,961	733	34,088	867	147,981	20,825	905,083	118,627		

**CITY OF HAMILTON
2021-2045 CAPITAL BUDGET PROJECT DETAIL SHEET**

Division/Department: Transit Services - Public Works Tax Funded
Project Name: HSR Bus Expansion Program - 10 Year Plan

Project ID: 5301783700

Category: Vehicles-New
Ward(s): City Wide

Objective:
In accordance with the 10 Year Local Transit Strategy, purchase of 34 - 40' Natural Gas expansion Growth-related buses for 2020 (5), 2021 (5), 2022 (5), 2023 (6), 2024 (6), 2025 (7).

Start Date: 2017
Completion Date: 2025
Status: Recommended (funded)
Tangible Capital Asset: Yes
Capital Budget Initiation: 2017
Program Type: Vehicles

Expenses (000's)	Total	Pre 2021	2021	2022	2023	2024	2025	2026	2027	2028	2029	2030	2031-45
Vehicle Purchases	39,095	14,380	4,080	4,162	5,094	5,196	6,183						
Total: Expenses	39,095	14,380	4,080	4,162	5,094	5,196	6,183						

Revenues (000's)	Total	Pre 2021	2021	2022	2023	2024	2025	2026	2027	2028	2029	2030	2031-45
Dev Charges - Non-Res-TCA	858	120	122	124	152	155	185						
Dev Charges - Res-TCA	1,463	204	208	212	259	265	315						
Federal Grants/Subsidies	16,676	6,790	1,632	1,665	2,038	2,078	2,473						
From Reserves	5,337	743	758	774	947	966	1,149						
Provincial Grants/Subsidies	9,571	1,333	1,360	1,387	1,698	1,732	2,061						
Total: Revenues	33,905	9,190	4,080	4,162	5,094	5,196	6,183						

Net Cost	5,190	5,190	0	0	0	0	0	0	0	0	0	0	0
-----------------	--------------	--------------	----------	----------	----------	----------	----------	----------	----------	----------	----------	----------	----------

Funding Required	5,190	5,190	0	0	0	0	0	0	0	0	0	0	0
-------------------------	--------------	--------------	----------	----------	----------	----------	----------	----------	----------	----------	----------	----------	----------

**CITY OF HAMILTON
2021-2045 CAPITAL BUDGET PROJECT DETAIL SHEET**

Division/Department: Transit Services - Public Works Tax Funded
Project Name: HSR Bus Expansion Program - 10 Year Plan

Project ID: 5301783700

Category: Vehicles-New
Ward(s): City Wide

Operating Budget Impact:	2021	2022	2023 Onward
Costs(Savings) (000's)	1,190.0	5,340.0	
Staffing Impacts (F.T.E)	14	14	64

Project Rating Attributes	Weight	Rating	Weighted Rank
Contractual/Legislated Obligations	46.00	0-0	3.68
Health and Safety	16.00	0-0	
Operating Budget/Financial Impact	9.00	0-0	0.09
Strategic Direction (Dominant Project Theme)	29.00	0-1	0.29
Total			4.06

Approved 10 Year Transit lan expansion buses.
 Annual operating costs = approx. \$73,000/year/bus (Parts, Labour, Fuel, Tires)
 *New Bus pricing increased by approx 20%

Comments:
 ICIP - Transit

CITY OF HAMILTON
2021-2045 CAPITAL BUDGET PROJECT DETAIL SHEET

Division/Department: Transit Services - Public Works Tax Funded

Project ID: 5301785701

Category: Building - New Construction

Project Name: Transit Maintenance and Storage Facility (Cash Flow Project)

Ward(s): 3, City Wide

Objective:

Implements the Ten Year Local Transit Strategy to design & construct a new Transit Maintenance Storage Facility (MSF) on acquired property at Wentworth Street North. The existing Transit Maintenance and Storage Facility (MSF) at 2200 Upper James was opened in 1983 is currently operating well above its practical capacity. A new MSF will be needed in the short term (3 to 5 years). Feasibility studies for the new facility are complete. Design of the new MSF, site servicing, due diligence and enabling works are ongoing 2017 to 2019. Partial funding is available from the Federal Public Transit Infrastructure Fund, and is assumed to be received in year one of the project (i.e.: 2020)

Start Date: 2017

Completion Date: 2022

Status: Recommended (funded)

Tangible Capital Asset: Yes

Capital Budget Initiation: 2017

Program Type: Buildings

Expenses (000's)	Total	Pre 2021	2021	2022	2023	2024	2025	2026	2027	2028	2029	2030	2031-45
Construction	264,000	124,000	140,000										
Consultant	6,000	6,000											
Design	12,000	12,000											
Total: Expenses	282,000	142,000	140,000										

Revenues (000's)	Total	Pre 2021	2021	2022	2023	2024	2025	2026	2027	2028	2029	2030	2031-45
Dev Charges - Non Res DEBT	13,202	5,631	7,571										
Dev Charges - Non-Res-TCA	2,220	2,220											
Dev Charges - Res DEBT	22,008	9,117	12,891										
Dev Charges - Res-TCA	4,942	4,942											
Federal Grants/Subsidies	115,000	59,000	56,000										
Provincial Grants/Subsidies	86,658	39,996	46,662										
Total: Revenues	244,030	120,906	123,124										

Net Cost	37,970	21,094	16,876	0	0	0	0	0	0	0	0	0	0
-----------------	---------------	---------------	---------------	----------	----------	----------	----------	----------	----------	----------	----------	----------	----------

Financing Sources (000's)	Total	Pre 2021	2021	2022	2023	2024	2025	2026	2027	2028	2029	2030	2031-45
Debt Borrowings	37,970	21,094	16,876										
Total: Financing Sources	37,970	21,094	16,876										

Funding Required	0	0	0	0	0	0	0	0	0	0	0	0	0
-------------------------	----------	----------	----------	----------	----------	----------	----------	----------	----------	----------	----------	----------	----------

**CITY OF HAMILTON
2021-2045 CAPITAL BUDGET PROJECT DETAIL SHEET**

Division/Department: Transit Services - Public Works Tax Funded

Project ID: 5301785701

Category: Building - New Construction

Project Name: Transit Maintenance and Storage Facility (Cash Flow Project)

Ward(s): 3, City Wide

Operating Budget Impact:	2021	2022	2023 Onward
Costs(Savings) (000's)			
Staffing Impacts (F.T.E)	21		

Full detail follows on Page 2

Project Rating Attributes	Weight	Rating	Weighted Rank
Contractual/Legislated Obligations	46.00	0-0	2.76
Health and Safety	16.00	0-0	1.28
Operating Budget/Financial Impact	9.00	0-0	0.36
Strategic Direction (Dominant Project Theme)	29.00	0-1	0.29
Total			4.69

Comments:

In October 2016, Council approved Report FCS16083, authorizing Transit staff to submit an application to the Province for projects totalling \$72,978,408 to be considered for Federal funding under Phase 1 of the Public Transit Infrastructure Fund (PTIF). This included approval of a financing strategy to fund the City's matching contribution of \$36,489,204 through the Tax Supported Capital Budget. The Design, Planning and Site Preparation of the new Maintenance & Storage Facility (MSF) in lower Hamilton was one the approved projects.

The City applied for project modifications in December 2017 and received approval from the Province in March 2018 to reallocate the funds for existing projects. In July 2018, Council approved re-appropriating the City's debt financing related to PTIF Phase 1 projects per Report PW18054. The MSF project total budget was revised to \$22,000,000.

The existing Transit MSF located at 2200 Upper James was opened in 1983 is currently operating well above its practical capacity. The need for a new facility is critical to Transit's operations and the new MSF project implements the recommendations in the Ten Year Local Transit Strategy which aligns with a number of key policy documents including:

- Hamilton Transportation Master Plan (2007),
- The Big Move Regional Transportation Plan (2008),
- Improving Health by Design in The Greater Toronto-Hamilton Area– A report of Medical Officers of Health in the GTHA (2014), and,
- Urban Hamilton Official Plan (2009).

**CITY OF HAMILTON
2021-2045 CAPITAL BUDGET PROJECT DETAIL SHEET**

Division/Department: Transit Services - Public Works Tax Funded

Project ID: 5302083001

Category: Vehicles-New

Project Name: HSR Expansion Buses - Modal Split

Ward(s): City Wide

Objective:

In accordance with the 10 Year Local Transit Strategy, purchase of 53 - 40' Natural Gas expansion buses for 2020 (8), 2021 (9), 2022 (9), 2023 (9), 2024 (9), 2025 (9) in regard to increasing the Modal Split

Start Date: 2020

Completion Date: 2025

Status: Recommended (funded)

Tangible Capital Asset: Yes

Capital Budget Initiation: 2019

Program Type: Vehicles

Expenses (000's)	Total	Pre 2021	2021	2022	2023	2024	2025	2026	2027	2028	2029	2030	2031-45
Vehicle Purchases	44,619	6,400	7,344	7,491	7,641	7,794	7,949						
Total: Expenses	44,619	6,400	7,344	7,491	7,641	7,794	7,949						

Revenues (000's)	Total	Pre 2021	2021	2022	2023	2024	2025	2026	2027	2028	2029	2030	2031-45
Dev Charges - Non-Res-TCA	1,334	191	220	224	228	233	238						
Dev Charges - Res-TCA	2,272	326	374	381	389	397	405						
Federal Grants/Subsidies	17,847	2,560	2,938	2,996	3,056	3,117	3,180						
From Reserves	8,294	1,190	1,364	1,393	1,421	1,449	1,477						
Provincial Grants/Subsidies	14,872	2,133	2,448	2,497	2,547	2,598	2,649						
Total: Revenues	44,619	6,400	7,344	7,491	7,641	7,794	7,949						

Net Cost	0	0	0	0	0	0	0	0	0	0	0	0	0
-----------------	----------	----------	----------	----------	----------	----------	----------	----------	----------	----------	----------	----------	----------

Funding Required	0	0	0	0	0	0	0	0	0	0	0	0	0
-------------------------	----------	----------	----------	----------	----------	----------	----------	----------	----------	----------	----------	----------	----------

Operating Budget Impact:	2021	2022	2023 Onward
Costs(Savings) (000's)	2,143.0	8,374.0	
Staffing Impacts (F.T.E)	21	24	94

Project Rating Attributes	Weight	Rating	Weighted Rank
Contractual/Legislated Obligations	46.00	0-0	2.76
Health and Safety	16.00	0-0	
Operating Budget/Financial Impact	9.00	0-0	0.36
Strategic Direction (Dominant Project Theme)	29.00	0-1	0.29
Total			3.41

Approved 10 Year Transit Plan expansion buses to increase Modal Split
Annual Operating costs = approx. 73,000/year/bus (Parts, Labour, Fuel, Tires)

CITY OF HAMILTON
2021-2045 CAPITAL BUDGET PROJECT DETAIL SHEET

Division/Department: Transit Services - Public Works Tax Funded

Project ID: 5302183100

Category: HSR - Bus Replacement

Project Name: HSR Bus Replacement Program

Ward(s): City Wide

Objective:

Bus replacement program: to replace transit buses as required that are beyond Council's approved 12 year bus policy. Reinvesting in the aging stock of infrastructure. ICIP Funding from 2020 through 2027, with the balance to be funded from the HSR Vehicle Replacement Reserve.

Start Date: 2021

Completion Date: Ongoing

Status: Recommended (funded)

Tangible Capital Asset: Yes

Capital Budget Initiation: 2016

Program Type: Vehicles

Expenses (000's)	Total	Pre 2021	2021	2022	2023	2024	2025	2026	2027	2028	2029	2030	2031-45
Vehicle Purchases	461,804		31,524	18,684	14,188	15,163	14,545	15,545	15,856	14,500	37,003	26,139	258,657
Total: Expenses	461,804		31,524	18,684	14,188	15,163	14,545	15,545	15,856	14,500	37,003	26,139	258,657

Revenues (000's)	Total	Pre 2021	2021	2022	2023	2024	2025	2026	2027	2028	2029	2030	2031-45
Federal Grants/Subsidies	40,220		12,130	7,114	5,075	4,865	4,818	6,218					
From Reserves	336,271		9,287	5,643	4,884	6,244	5,712	4,146	12,156	10,800	33,303	22,439	221,657
Provincial Grants/Subsidies	33,513		10,107	5,927	4,229	4,054	4,015	5,181					
Total: Revenues	410,004		31,524	18,684	14,188	15,163	14,545	15,545	12,156	10,800	33,303	22,439	221,657

Net Cost	51,800	0	0	0	0	0	0	0	3,700	3,700	3,700	3,700	37,000
-----------------	---------------	----------	----------	----------	----------	----------	----------	----------	--------------	--------------	--------------	--------------	---------------

Funding Required	51,800	0	0	0	0	0	0	0	3,700	3,700	3,700	3,700	37,000
-------------------------	---------------	----------	----------	----------	----------	----------	----------	----------	--------------	--------------	--------------	--------------	---------------

Operating Budget Impact:	2021	2022	2023 Onward
Costs(Savings) (000's)			
Staffing Impacts (F.T.E)			

Project Rating Attributes	Weight	Rating	Weighted Rank
Contractual/Legislated Obligations	46.00	0-0	
Health and Safety	16.00	0-0	
Operating Budget/Financial Impact	9.00	0-0	0.90
Strategic Direction (Dominant Project Theme)	29.00	0-1	0.29
Total			1.19

Comments:

ICIP - Transit

CITY OF HAMILTON
2021-2045 CAPITAL BUDGET PROJECT DETAIL SHEET

Division/Department: Transit Services - Public Works Tax Funded

Project ID: 5302183101

Category: Mobility Projects

Project Name: Active Transportation Connections

Ward(s): City Wide

Objective:

Provision of safe and connected walking and cycling connections to transit stops and hubs. There are many transit stops that are not well connected by sidewalks. This project is focused on accelerating the implementation of walking and cycling connections to transit.

Start Date: 2021

Completion Date: Ongoing

Status: Recommended (funded)

Tangible Capital Asset: Yes

Capital Budget Initiation: 2016

Program Type: Vehicles

Expenses (000's)	Total	Pre 2021	2021	2022	2023	2024	2025	2026	2027	2028	2029	2030	2031-45
Construction	9,100		1,200	900	1,500	3,000	2,500						
Total: Expenses	9,100		1,200	900	1,500	3,000	2,500						

Revenues (000's)	Total	Pre 2021	2021	2022	2023	2024	2025	2026	2027	2028	2029	2030	2031-45
Federal Grants/Subsidies	3,640		480	360	600	1,200	1,000						
From Reserves	2,427		320	240	400	800	667						
Provincial Grants/Subsidies	3,033		400	300	500	1,000	833						
Total: Revenues	9,100		1,200	900	1,500	3,000	2,500						

Net Cost	0	0	0	0	0	0	0	0	0	0	0	0	0
-----------------	----------	----------	----------	----------	----------	----------	----------	----------	----------	----------	----------	----------	----------

Funding Required	0	0	0	0	0	0	0	0	0	0	0	0	0
-------------------------	----------	----------	----------	----------	----------	----------	----------	----------	----------	----------	----------	----------	----------

Operating Budget Impact:	2021	2022	2023 Onward
Costs(Savings) (000's)			
Staffing Impacts (F.T.E)			

Project Rating Attributes	Weight	Rating	Weighted Rank
Contractual/Legislated Obligations	46.00	0-0	
Health and Safety	16.00	0-0	
Operating Budget/Financial Impact	9.00	0-0	
Strategic Direction (Dominant Project Theme)	29.00	0-1	0.29
Total			0.29

Comments:

ICIP - Transit

**CITY OF HAMILTON
2021-2045 CAPITAL BUDGET PROJECT DETAIL SHEET**

Division/Department: Transit Services - Public Works Tax Funded
Project Name: Nonrevenue Vehicle Replace Program

Project ID: 5302183503

Category: Vehicles-Replacement
Ward(s): City Wide

Objective:
Replacement of nonrevenue Transit operations and maintenance service vehicles. Funded from the HSR Vehicle Reserve.

Start Date: 2021
Completion Date: Ongoing
Status: Recommended (funded)
Tangible Capital Asset: Yes
Capital Budget Initiation: 2016
Program Type: Vehicles

Expenses (000's)	Total	Pre 2021	2021	2022	2023	2024	2025	2026	2027	2028	2029	2030	2031-45
Vehicle Purchases	2,365		69	85	138	85	110	185	90	79	179	143	1,202
Total: Expenses	2,365		69	85	138	85	110	185	90	79	179	143	1,202

Revenues (000's)	Total	Pre 2021	2021	2022	2023	2024	2025	2026	2027	2028	2029	2030	2031-45
From Reserves	2,365		69	85	138	85	110	185	90	79	179	143	1,202
Total: Revenues	2,365		69	85	138	85	110	185	90	79	179	143	1,202

Net Cost	0	0	0	0	0	0	0	0	0	0	0	0	0
-----------------	----------	----------	----------	----------	----------	----------	----------	----------	----------	----------	----------	----------	----------

Funding Required	0	0	0	0	0	0	0	0	0	0	0	0	0
-------------------------	----------	----------	----------	----------	----------	----------	----------	----------	----------	----------	----------	----------	----------

Operating Budget Impact:	2021	2022	2023 Onward
Costs(Savings) (000's)			
Staffing Impacts (F.T.E)			

Project Rating Attributes	Weight	Rating	Weighted Rank
Contractual/Legislated Obligations	46.00	0-0	
Health and Safety	16.00	0-0	
Operating Budget/Financial Impact	9.00	0-0	0.90
Strategic Direction (Dominant Project Theme)	29.00	0-1	0.29
Total			1.19

**CITY OF HAMILTON
2021-2045 CAPITAL BUDGET PROJECT DETAIL SHEET**

Division/Department: Transit Services - Public Works Tax Funded **Project ID:** 5302184101 **Category:** Information Management Development
Project Name: Real-Time Information Infrastructure **Ward(s):** City Wide

Objective:
 Customer-facing: provide real-time information at stops, shelters, and terminals
 Information Technology: provide innovative solutions to link customers with real-time operations information
 Planning and Infrastructure: update stops, shelters, and terminals to provide real-time service information to customers
 Operations: equip customers with as much information as possible to reduce negative customer-operator interactions

Start Date: 2021
Completion Date: 2021
Status: Recommended (funded)
Tangible Capital Asset: No
Capital Budget Initiation: 2020
Program Type: Information

Expenses (000's)	Total	Pre 2021	2021	2022	2023	2024	2025	2026	2027	2028	2029	2030	2031-45
Construction	2,000		2,000										
Total: Expenses	2,000		2,000										

Revenues (000's)	Total	Pre 2021	2021	2022	2023	2024	2025	2026	2027	2028	2029	2030	2031-45
Federal Grants/Subsidies	800		800										
Provincial Grants/Subsidies	667		667										
Total: Revenues	1,467		1,467										

Net Cost	533	0	533	0	0	0	0	0	0	0	0	0	0
-----------------	------------	----------	------------	----------	----------	----------	----------	----------	----------	----------	----------	----------	----------

Financing Sources (000's)	Total	Pre 2021	2021	2022	2023	2024	2025	2026	2027	2028	2029	2030	2031-45
Debt Borrowings	533		533										
Total: Financing Sources	533		533										

Funding Required	0	0	0	0	0	0	0	0	0	0	0	0	0
-------------------------	----------	----------	----------	----------	----------	----------	----------	----------	----------	----------	----------	----------	----------

Operating Budget Impact:	2021	2022	2023 Onward
Costs(Savings) (000's)			
Staffing Impacts (F.T.E)			

Project Rating Attributes	Weight	Rating	Weighted Rank
Contractual/Legislated Obligations	46.00	0-0	2.30
Health and Safety	16.00	0-0	1.60
Operating Budget/Financial Impact	9.00	0-0	0.45
Strategic Direction (Dominant Project Theme)	29.00	0-1	0.29
Total			4.64

Comments:
 ICIP - Transit

**CITY OF HAMILTON
2021-2045 CAPITAL BUDGET PROJECT DETAIL SHEET**

Division/Department: Transit Services - Public Works Tax Funded

Project ID: 5302184102

Category: Information Management Development

Project Name: Real-Time Operations Management

Ward(s): City Wide

Objective:

Operational: consolidate multiple software programs, replace end-of-life onboard hardware (rangers)
 Customer-facing: link real-time operational changes to all customer-facing channels (mobile app, website, SMS, onboard infotainment, real-time info at stops, shelters, terminals)
 Planning: consolidate multiple software programs, provide ability to make changes more frequently
 Information Technology: consolidate multiple software programs, eliminate manual and redundant work

Start Date: 2021
Completion Date: 2022
Status: Recommended (funded)
Tangible Capital Asset: Yes
Capital Budget Initiation: 2020
Program Type: Computer Technology

Expenses (000's)	Total	Pre 2021	2021	2022	2023	2024	2025	2026	2027	2028	2029	2030	2031-45
Consultant	5,000		2,250	2,750									
Total: Expenses	5,000		2,250	2,750									

Revenues (000's)	Total	Pre 2021	2021	2022	2023	2024	2025	2026	2027	2028	2029	2030	2031-45
Federal Grants/Subsidies	2,000		900	1,100									
Provincial Grants/Subsidies	1,665		750	915									
Total: Revenues	3,665		1,650	2,015									

Net Cost	1,335	0	600	735	0	0	0	0	0	0	0	0	0
-----------------	--------------	----------	------------	------------	----------	----------	----------	----------	----------	----------	----------	----------	----------

Financing Sources (000's)	Total	Pre 2021	2021	2022	2023	2024	2025	2026	2027	2028	2029	2030	2031-45
Debt Borrowings	600		600										
Total: Financing Sources	600		600										

Funding Required	735	0	0	735	0	0	0	0	0	0	0	0	0
-------------------------	------------	----------	----------	------------	----------	----------	----------	----------	----------	----------	----------	----------	----------

Operating Budget Impact:	2021	2022	2023 Onward
Costs(Savings) (000's)	100.0	100.0	
Staffing Impacts (F.T.E)		1	1

Project Rating Attributes	Weight	Rating	Weighted Rank
Contractual/Legislated Obligations	46.00	0-0	3.68
Health and Safety	16.00	0-0	1.60
Operating Budget/Financial Impact	9.00	0-0	0.27
Strategic Direction (Dominant Project Theme)	29.00	0-1	0.29
Total			5.84

Comments:

ICIP - Transit

CITY OF HAMILTON
2021-2045 CAPITAL BUDGET PROJECT DETAIL SHEET

Division/Department: Transit Services - Public Works Tax Funded

Project ID: 5302184103

Category: Network Extension Projects

Project Name: A-Line Priority Bus Corridor

Ward(s): City Wide

Objective:

This project will implement a Priority Bus corridor on the A-Line segment of the BLAST Rapid Transit Network. It will include a combination of infrastructure improvements, transit signal priority and transit stop enhancements which will result in a faster, more reliable and more comfortable transit experience between Hamilton's Waterfront, Downtown Hamilton and Hamilton International Airport. It will be a precursor to the ultimate Bus Rapid Transit (BRT) identified in the Ten Year Local Transit Strategy.

Start Date: 2021

Completion Date: 2024

Status: Recommended (funded)

Tangible Capital Asset: No

Capital Budget Initiation: 2019

Program Type: Transportation Systems

Expenses (000's)	Total	Pre 2021	2021	2022	2023	2024	2025	2026	2027	2028	2029	2030	2031-45
Construction	8,500		2,000	2,000	2,000	2,500							
Total: Expenses	8,500		2,000	2,000	2,000	2,500							

Revenues (000's)	Total	Pre 2021	2021	2022	2023	2024	2025	2026	2027	2028	2029	2030	2031-45
Federal Grants/Subsidies	3,400		800	800	800	1,000							
Provincial Grants/Subsidies	2,834		667	667	667	833							
Total: Revenues	6,234		1,467	1,467	1,467	1,833							

Net Cost	2,266	0	533	533	533	667	0	0	0	0	0	0	0
-----------------	--------------	----------	------------	------------	------------	------------	----------	----------	----------	----------	----------	----------	----------

Financing Sources (000's)	Total	Pre 2021	2021	2022	2023	2024	2025	2026	2027	2028	2029	2030	2031-45
Debt Borrowings	533		533										
Total: Financing Sources	533		533										

Funding Required	1,733	0	0	533	533	667	0	0	0	0	0	0	0
-------------------------	--------------	----------	----------	------------	------------	------------	----------	----------	----------	----------	----------	----------	----------

Operating Budget Impact:	2021	2022	2023 Onward
Costs(Savings) (000's)			
Staffing Impacts (F.T.E)			

Project Rating Attributes	Weight	Rating	Weighted Rank
Contractual/Legislated Obligations	46.00	0-0	
Health and Safety	16.00	0-0	
Operating Budget/Financial Impact	9.00	0-0	
Strategic Direction (Dominant Project Theme)	29.00	0-1	0.29
Total			0.29

Comments:

ICIP - Transit

**CITY OF HAMILTON
2021-2045 CAPITAL BUDGET PROJECT DETAIL SHEET**

Division/Department: Transit Services - Public Works Tax Funded

Project ID: 5302184109

Category: Replacement Project

Project Name: Ranger Equipment Replacement

Ward(s): City Wide

Objective:
End of life for equipment

Start Date: 2021
Completion Date: 2021
Status: Recommended (funded)
Tangible Capital Asset: No
Capital Budget Initiation: 2017
Program Type: Transportation Systems

Expenses (000's)	Total	Pre 2021	2021	2022	2023	2024	2025	2026	2027	2028	2029	2030	2031-45
Construction	2,000		2,000										
Total: Expenses	2,000		2,000										

Revenues (000's)	Total	Pre 2021	2021	2022	2023	2024	2025	2026	2027	2028	2029	2030	2031-45
Federal Grants/Subsidies	800		800										
Provincial Grants/Subsidies	667		667										
Total: Revenues	1,467		1,467										

Net Cost	533	0	533	0	0	0	0	0	0	0	0	0	0
-----------------	------------	----------	------------	----------	----------	----------	----------	----------	----------	----------	----------	----------	----------

Financing Sources (000's)	Total	Pre 2021	2021	2022	2023	2024	2025	2026	2027	2028	2029	2030	2031-45
Debt Borrowings	533		533										
Total: Financing Sources	533		533										

Funding Required	0	0	0	0	0	0	0	0	0	0	0	0	0
-------------------------	----------	----------	----------	----------	----------	----------	----------	----------	----------	----------	----------	----------	----------

Operating Budget Impact:	2021	2022	2023 Onward
Costs(Savings) (000's)			
Staffing Impacts (F.T.E)			

Project Rating Attributes	Weight	Rating	Weighted Rank
Contractual/Legislated Obligations	46.00	0-0	
Health and Safety	16.00	0-0	
Operating Budget/Financial Impact	9.00	0-0	
Strategic Direction (Dominant Project Theme)	29.00	0-1	0.29
Total			0.29

Comments:
ICIP - Transit

CITY OF HAMILTON
2021-2045 CAPITAL BUDGET PROJECT DETAIL SHEET

Division/Department: Transit Services - Public Works Tax Funded

Project ID: 5302185803

Category: Upgrade Projects

Project Name: Operator Washroom Conveniences and End of Line Rehab

Ward(s): City Wide

Objective:

Installation of concrete pads and electrical hook ups for dedicated Operator Washroom Conveniences along transit routes. 14 new locations per year. During 2019 ATU - CBA negotiations it was agreed upon to provide dedicated operator washroom conveniences along all transit routes. 42 locations have been identified as tangible locations and would be phased in over 3 years beginning in 2020. Each yearly phase would include 14 new installations with the first phase being installed in 2020. Also will provide for upgrades and rehabilitation at existing transit terminals and end of line facilities (e.g. University Plaza, Mt. Albion loop, West Hamilton loop)

Start Date: 2021

Completion Date: Ongoing

Status: Recommended (funded)

Tangible Capital Asset: No

Capital Budget Initiation: 2018

Program Type: Transportation Systems

Expenses (000's)	Total	Pre 2021	2021	2022	2023	2024	2025	2026	2027	2028	2029	2030	2031-45
Construction	1,575		150	75	75	75	75	75	75	75	75	75	750
Total: Expenses	1,575		150	75	75	75	75	75	75	75	75	75	750
Net Cost	1,575	0	150	75	75	75	75	75	75	75	75	75	750
Financing Sources (000's)	Total	Pre 2021	2021	2022	2023	2024	2025	2026	2027	2028	2029	2030	2031-45
From Operating Fund	150		150										
Total: Financing Sources	150		150										
Funding Required	1,425	0	0	75	75	75	75	75	75	75	75	75	750

Operating Budget Impact:	2021	2022	2023 Onward
Costs(Savings) (000's)	310.0		
Staffing Impacts (F.T.E)			

Project Rating Attributes	Weight	Rating	Weighted Rank
Contractual/Legislated Obligations	46.00	0-0	4.60
Health and Safety	16.00	0-0	1.60
Operating Budget/Financial Impact	9.00	0-0	0.36
Strategic Direction (Dominant Project Theme)	29.00	0-1	0.29
Total			6.85

**CITY OF HAMILTON
2021-2045 CAPITAL BUDGET PROJECT DETAIL SHEET**

Division/Department: Transit Services - Public Works Tax Funded

Project ID: 5302185804

Category: Upgrade Projects

Project Name: Bus Stop Shelter Rehabilitation

Ward(s): City Wide

Objective:
To provide for upgrades and rehabilitation at existing bus stops and shelters including landing pad installations and rehab,

Start Date: 2021
Completion Date: Ongoing
Status: Recommended (funded)
Tangible Capital Asset: No
Capital Budget Initiation: 2018
Program Type: Transportation Systems

Expenses (000's)	Total	Pre 2021	2021	2022	2023	2024	2025	2026	2027	2028	2029	2030	2031-45
Construction	2,500		125	125	125	125	125	125	125	125	125	125	1,250
Total: Expenses	2,500		125	125	125	125	125	125	125	125	125	125	1,250

Net Cost	2,500	0	125	125	125	125	125	125	125	125	125	125	1,250
-----------------	--------------	----------	------------	------------	------------	------------	------------	------------	------------	------------	------------	------------	--------------

Financing Sources (000's)	Total	Pre 2021	2021	2022	2023	2024	2025	2026	2027	2028	2029	2030	2031-45
From Operating Fund	125		125										
Total: Financing Sources	125		125										

Funding Required	2,375	0	0	125	125	125	125	125	125	125	125	125	1,250
-------------------------	--------------	----------	----------	------------	------------	------------	------------	------------	------------	------------	------------	------------	--------------

Operating Budget Impact:	2021	2022	2023 Onward
Costs(Savings) (000's)			
Staffing Impacts (F.T.E)			

Project Rating Attributes	Weight	Rating	Weighted Rank
Contractual/Legislated Obligations	46.00	0-0	1.84
Health and Safety	16.00	0-0	1.60
Operating Budget/Financial Impact	9.00	0-0	0.36
Strategic Direction (Dominant Project Theme)	29.00	0-1	0.29
Total			4.09

**CITY OF HAMILTON
2021-2045 CAPITAL BUDGET PROJECT DETAIL SHEET**

Division/Department: Transit Services - Public Works Tax Funded
Project Name: Transit Shelter Expansion Program

Project ID: 5302185902

Category: Rehabilitation Project
Ward(s): City Wide

Objective:
Implements the Ten Year Local Transit Strategy - There is a need to increase the shelter density of the conventional transit system by approximately 10 shelters per year over the next several years.

Start Date: 2021
Completion Date: Ongoing
Status: Recommended (funded)
Tangible Capital Asset: No
Capital Budget Initiation: 2015
Program Type: Transportation Systems

Expenses (000's)	Total	Pre 2021	2021	2022	2023	2024	2025	2026	2027	2028	2029	2030	2031-45
Construction	3,000		150	150	150	150	150	150	150	150	150	150	1,500
Total: Expenses	3,000		150	150	150	150	150	150	150	150	150	150	1,500

Revenues (000's)	Total	Pre 2021	2021	2022	2023	2024	2025	2026	2027	2028	2029	2030	2031-45
From Reserves	3,000		150	150	150	150	150	150	150	150	150	150	1,500
Total: Revenues	3,000		150	150	150	150	150	150	150	150	150	150	1,500

Net Cost	0	0	0	0	0	0	0	0	0	0	0	0	0
-----------------	----------	----------	----------	----------	----------	----------	----------	----------	----------	----------	----------	----------	----------

Funding Required	0	0	0	0	0	0	0	0	0	0	0	0	0
-------------------------	----------	----------	----------	----------	----------	----------	----------	----------	----------	----------	----------	----------	----------

Operating Budget Impact:	2021	2022	2023 Onward
Costs(Savings) (000's)	80.0	160.0	
Staffing Impacts (F.T.E)			

Project Rating Attributes	Weight	Rating	Weighted Rank
Contractual/Legislated Obligations	46.00	0-0	
Health and Safety	16.00	0-0	1.60
Operating Budget/Financial Impact	9.00	0-0	0.18
Strategic Direction (Dominant Project Theme)	29.00	0-1	0.29
Total			2.07

Waste Management

City of Hamilton
2021 - 2030 Capital Budget
Ten Year Included, Not Included, Future Project Summary (000's)

Ward	Project	Pre 2021		2021		2022		2023		2024		2025 to 2030		Total Project		Start Year	End Year	
		Gross	Net	Gross	Net	Gross	Net	Gross	Net	Gross	Net	Gross	Net	Gross	Net			
Waste Management																		
Included in the Financing Plan																		
City Wide	5121594511	Transfer Station/CRC Expansion & Capital Replacement	2,763	1,867	3,487	2,232	-	-	-	-	14,500	9,280	-	-	20,750	13,379	2015	2022
City Wide	5122151101	Waste Collection Packer DriveCam Camera Upgrade	-	-	45	45	-	-	-	-	-	-	-	-	45	45	2021	2021
City Wide	5122151102	Waste Collection Packers Reversing Safety Sensors	-	-	24	24	-	-	-	-	-	-	-	-	24	24	2021	2021
City Wide	5122155137	Waste Management R & D Program	-	-	140	-	145	145	150	150	160	160	1,105	1,105	4,150	4,010	2021	Ongoing
City Wide	5122190200	Diversion Container Replacement Program	-	-	950	227	980	892	1,000	910	1,000	910	5,000	4,550	8,930	7,489	2021	Ongoing
City Wide	5122190700	Public Space & Special Event Containers	-	-	120	-	250	250	250	250	250	250	1,250	1,250	2,120	2,000	2021	Ongoing
City Wide	5122191000	Glanbrook Landfill Capital Improvement Program	-	-	318	318	327	327	337	337	346	346	1,889	1,889	3,217	3,217	2021	Ongoing
City Wide	5122192000	Closed Landfill Maintenance & Capital Improvement Program	-	-	384	384	396	396	409	409	423	423	2,328	2,328	3,940	3,940	2021	Ongoing
City Wide	5122193000	Maintenance & Capital Improvements to the Resource Recovery Centre (RRC) Program	-	-	295	202	304	209	313	214	322	221	1,730	1,185	2,964	2,031	2021	Ongoing
City Wide	5122194000	Transfer Station/CRC Maintenance & Capital Improvement Program	-	-	217	217	221	221	226	226	230	230	1,207	1,207	2,101	2,101	2021	Ongoing
City Wide	5122194029	SWMMP - Recommendation 6: Alternative Disposal Facility	-	-	200	200	200	200	-	-	-	-	192,000	192,000	192,400	192,400	2021	2027
City Wide	5122194920	Environmental Services Legislative Compliance Program	-	-	185	185	185	185	185	185	185	185	1,110	1,110	4,255	4,255	2021	Ongoing
City Wide	5122195525	SWMMP Approvals	-	-	150	-	150	150	150	150	150	150	900	900	3,600	3,450	2021	Ongoing
Total:			2,763	1,867	6,515	4,034	3,158	2,975	3,020	2,831	17,566	12,155	208,519	207,524	248,496	238,341		
Beginning in Future Years																		
City Wide	5121290111	Leaf & Yard Waste Composting Facility Relocation	400	310	-	-	2,000	1,100	-	-	-	-	-	-	2,400	1,410	2012	2022
City Wide	5121949003	CCF Lifecycle Replacement	1,291	1,291	-	-	267	267	-	-	267	267	61,209	61,209	63,034	63,034	2019	2028
City Wide	5122051501	Waste Collection Fleet Replacement	1,700	1,700	-	-	-	-	500	500	-	-	-	-	2,200	2,200	2016	2023
City Wide	5122091001	Glanbrook Landfill Stage 3 Development- Cells C, D, & E	250	250	-	-	5,500	5,500	-	-	-	-	-	-	5,750	5,750	2020	2022
Total:			3,641	3,551	-	-	7,767	6,867	500	500	267	267	61,209	61,209	73,384	72,394		
Total: Waste Management			6,404	5,418	6,515	4,034	10,925	9,842	3,520	3,331	17,833	12,422	269,728	268,733	321,880	310,735		
Total: All Departments			6,404	5,418	6,515	4,034	10,925	9,842	3,520	3,331	17,833	12,422	269,728	268,733	321,880	310,735		

CITY OF HAMILTON
2021-2045 CAPITAL BUDGET PROJECT DETAIL SHEET

Division/Department: Waste Management - Public Works Tax Funded
Project Name: Transfer Station/CRC Expansion & Capital Replacement

Project ID: 5121594511

Category: Recycling & Waste Disposal

Ward(s): City Wide

Objective:

Current TS/CRCs are reaching capacity. Funds required to design a new facility, acquire the necessary land, complete Environment Compliance Approval application to the Ministry of Environment, Conservation and Parks, develop and award an RFP to construct the final approved design for the facility. This project will improve service levels for the residents/customers by offering a 4th TS/CRC for waste disposal.

Start Date: 2015

Completion Date: 2022

Status: Recommended (funded)

Tangible Capital Asset: Yes

Capital Budget Initiation: 2009

Program Type: Transfer Station

Expenses (000's)	Total	Pre 2021	2021	2022	2023	2024	2025	2026	2027	2028	2029	2030	2031-45
Construction	14,500					14,500							
Consultant	350	350											
Other Capital Expenditures	5,900	2,413	3,487										
Total: Expenses	20,750	2,763	3,487			14,500							

Revenues (000's)	Total	Pre 2021	2021	2022	2023	2024	2025	2026	2027	2028	2029	2030	2031-45
Dev Charges - Non Res DEBT	1,248	148	213			887							
Dev Charges - Non-Res-TCA	5	5											
Dev Charges - Res DEBT	6,096	721	1,042			4,333							
Dev Charges - Res-TCA	22	22											
Total: Revenues	7,371	896	1,255			5,220							

Net Cost	13,379	1,867	2,232	0	0	9,280	0	0	0	0	0	0	0
-----------------	---------------	--------------	--------------	----------	----------	--------------	----------	----------	----------	----------	----------	----------	----------

Financing Sources (000's)	Total	Pre 2021	2021	2022	2023	2024	2025	2026	2027	2028	2029	2030	2031-45
Debt Borrowings	200	200											
From Operating Fund	3,899	1,667	2,232										
Total: Financing Sources	4,099	1,867	2,232										

Funding Required	9,280	0	0	0	0	9,280	0	0	0	0	0	0	0
-------------------------	--------------	----------	----------	----------	----------	--------------	----------	----------	----------	----------	----------	----------	----------

**CITY OF HAMILTON
2021-2045 CAPITAL BUDGET PROJECT DETAIL SHEET**

Division/Department: Waste Management - Public Works Tax Funded
Project Name: Transfer Station/CRC Expansion & Capital Replacement

Project ID: 5121594511

Category: Recycling & Waste Disposal

Ward(s): City Wide

Operating Budget Impact:	2021	2022	2023 Onward
Costs(Savings) (000's)			
Staffing Impacts (F.T.E)			

Project Rating Attributes	Weight	Rating	Weighted Rank
Contractual/Legislated Obligations	46.00	0-0	
Health and Safety	16.00	0-0	
Operating Budget/Financial Impact	9.00	0-0	
Strategic Direction (Dominant Project Theme)	29.00	0-1	
Total			

**CITY OF HAMILTON
2021-2045 CAPITAL BUDGET PROJECT DETAIL SHEET**

Division/Department: Waste Management - Public Works Tax Funded
Project Name: Waste Collection Packer DriveCam Camera Upgrade

Project ID: 5122151101

Category: Recycling & Waste Disposal
Ward(s): City Wide

Objective:
 Capital funds required to upgrade the current dashcams in the waste collection packers to support using modern equipment for driver safety, accident prevention and curbside collection efficiencies. Current devices will no longer be functional/supported by Lytx after December 31, 2021.

Start Date: 2021
Completion Date: 2021
Status: Recommended (funded)
Tangible Capital Asset: No
Capital Budget Initiation: 2021
Program Type: Communication

Expenses (000's)	Total	Pre 2021	2021	2022	2023	2024	2025	2026	2027	2028	2029	2030	2031-45
Other Capital Expenditures	45		45										
Total: Expenses	45		45										

Net Cost	45	0	45	0	0	0	0	0	0	0	0	0	0
-----------------	-----------	----------	-----------	----------	----------	----------	----------	----------	----------	----------	----------	----------	----------

Financing Sources (000's)	Total	Pre 2021	2021	2022	2023	2024	2025	2026	2027	2028	2029	2030	2031-45
From Operating Fund	45		45										
Total: Financing Sources	45		45										

Funding Required	0	0	0	0	0	0	0	0	0	0	0	0	0
-------------------------	----------	----------	----------	----------	----------	----------	----------	----------	----------	----------	----------	----------	----------

Operating Budget Impact:	2021	2022	2023 Onward
Costs(Savings) (000's)			
Staffing Impacts (F.T.E)			

Project Rating Attributes	Weight	Rating	Weighted Rank
Contractual/Legislated Obligations	46.00	0-0	1.06
Health and Safety	16.00	0-0	0.26
Operating Budget/Financial Impact	9.00	0-0	0.02
Strategic Direction (Dominant Project Theme)	29.00	0-1	0.08
Total			1.41

**CITY OF HAMILTON
2021-2045 CAPITAL BUDGET PROJECT DETAIL SHEET**

Division/Department: Waste Management - Public Works Tax Funded
Project Name: Waste Collection Packers Reversing Safety Sensors

Project ID: 5122151102

Category: Recycling & Waste Disposal
Ward(s): City Wide

Objective:
 Capital funds required for the purchase and installation of a rear detection safety sensor system for 8 waste collection packers (side loaders). Side loading waste collection packers are operated by a single employee.

Start Date: 2021
Completion Date: 2021
Status: Recommended (funded)
Tangible Capital Asset: No
Capital Budget Initiation: 2021
Program Type: Transportation

Expenses (000's)	Total	Pre 2021	2021	2022	2023	2024	2025	2026	2027	2028	2029	2030	2031-45
Contractual Services (Operational)	24		24										
Total: Expenses	24		24										

Net Cost	24	0	24	0	0	0	0	0	0	0	0	0	0
-----------------	-----------	----------	-----------	----------	----------	----------	----------	----------	----------	----------	----------	----------	----------

Financing Sources (000's)	Total	Pre 2021	2021	2022	2023	2024	2025	2026	2027	2028	2029	2030	2031-45
From Operating Fund	24		24										
Total: Financing Sources	24		24										

Funding Required	0	0	0	0	0	0	0	0	0	0	0	0	0
-------------------------	----------	----------	----------	----------	----------	----------	----------	----------	----------	----------	----------	----------	----------

Operating Budget Impact:	2021	2022	2023 Onward
Costs(Savings) (000's)			
Staffing Impacts (F.T.E)			

Project Rating Attributes	Weight	Rating	Weighted Rank
Contractual/Legislated Obligations	46.00	0-0	
Health and Safety	16.00	0-0	1.60
Operating Budget/Financial Impact	9.00	0-0	0.09
Strategic Direction (Dominant Project Theme)	29.00	0-1	
Total			1.69

**CITY OF HAMILTON
2021-2045 CAPITAL BUDGET PROJECT DETAIL SHEET**

Division/Department: Waste Management - Public Works Tax Funded

Project ID: 5122155137

Category: Recycling & Waste Disposal

Project Name: Waste Management R & D Program

Ward(s): City Wide

Objective:

Ongoing research and development of methods/technologies/policies to improve the operation systems and public participation in the City's waste management programs. This includes waste composition studies, program research and analysis. Projects in 2021 include continuing waste audits (curbside, truck, facility), testing new initiatives for the City's multi-residential program, recycling in Parks and updating programs in preparation for the implementation of Waste Free Ontario Act changes such as the blue box transition , tires, electronics and batteries programs.

Start Date: 2021

Completion Date: Ongoing

Status: Recommended (funded)

Tangible Capital Asset: No

Capital Budget Initiation: 2011

Program Type: SWMMP

Expenses (000's)	Total	Pre 2021	2021	2022	2023	2024	2025	2026	2027	2028	2029	2030	2031-45
Consultant	3,565		125	130	135	140	145	150	155	160	170	180	2,075
Other Capital Expenditures	585		15	15	15	20	20	20	25	25	25	30	375
Total: Expenses	4,150		140	145	150	160	165	170	180	185	195	210	2,450

Revenues (000's)	Total	Pre 2021	2021	2022	2023	2024	2025	2026	2027	2028	2029	2030	2031-45
From WIP Transfers	140		140										
Total: Revenues	140		140										

Net Cost	4,010	0	0	145	150	160	165	170	180	185	195	210	2,450
-----------------	--------------	----------	----------	------------	------------	------------	------------	------------	------------	------------	------------	------------	--------------

Funding Required	4,010	0	0	145	150	160	165	170	180	185	195	210	2,450
-------------------------	--------------	----------	----------	------------	------------	------------	------------	------------	------------	------------	------------	------------	--------------

Operating Budget Impact:	2021	2022	2023 Onward
Costs(Savings) (000's)			
Staffing Impacts (F.T.E)			

Project Rating Attributes	Weight	Rating	Weighted Rank
Contractual/Legislated Obligations	46.00	0-0	0.92
Health and Safety	16.00	0-0	0.80
Operating Budget/Financial Impact	9.00	0-0	
Strategic Direction (Dominant Project Theme)	29.00	0-1	0.29
Total			2.01

CITY OF HAMILTON
2021-2045 CAPITAL BUDGET PROJECT DETAIL SHEET

Division/Department: Waste Management - Public Works Tax Funded

Project ID: 5122190200

Category: Recycling & Waste Disposal

Project Name: Diversion Container Replacement Program

Ward(s): City Wide

Objective:

Waste diversion containers are required to maintain the City's waste programs for eligible properties. Containers are required for new properties and as replacements. Waste diversion containers include curbside recycling boxes, recycling carts, apartment recycling bags, green carts, kitchen organics mini-bins, cigarette receptacles & gold boxes.

Start Date: 2021

Completion Date: Ongoing

Status: Recommended (funded)

Tangible Capital Asset: No

Capital Budget Initiation: 2016

Program Type: Waste Containers

Expenses (000's)	Total	Pre 2021	2021	2022	2023	2024	2025	2026	2027	2028	2029	2030	2031-45
Other Capital Expenditures	8,930		950	980	1,000	1,000	1,000	1,000	1,000	1,000	1,000		
Total: Expenses	8,930		950	980	1,000	1,000	1,000	1,000	1,000	1,000	1,000		

Revenues (000's)	Total	Pre 2021	2021	2022	2023	2024	2025	2026	2027	2028	2029	2030	2031-45
Dev Charges - Non Res DEBT	135		15	15	15	15	15	15	15	15	15		
Dev Charges - Res DEBT	669		71	73	75	75	75	75	75	75	75		
From WIP Transfers	637		637										
Total: Revenues	1,441		723	88	90	90	90	90	90	90	90		

Net Cost	7,489	0	227	892	910	910	910	910	910	910	910	0	0
-----------------	--------------	----------	------------	------------	------------	------------	------------	------------	------------	------------	------------	----------	----------

Financing Sources (000's)	Total	Pre 2021	2021	2022	2023	2024	2025	2026	2027	2028	2029	2030	2031-45
From Operating Fund	227		227										
Total: Financing Sources	227		227										

Funding Required	7,262	0	0	892	910	910	910	910	910	910	910	0	0
-------------------------	--------------	----------	----------	------------	------------	------------	------------	------------	------------	------------	------------	----------	----------

Operating Budget Impact:	2021	2022	2023 Onward
Costs(Savings) (000's)			
Staffing Impacts (F.T.E)			

Project Rating Attributes	Weight	Rating	Weighted Rank
Contractual/Legislated Obligations	46.00	0-0	3.68
Health and Safety	16.00	0-0	0.64
Operating Budget/Financial Impact	9.00	0-0	0.72
Strategic Direction (Dominant Project Theme)	29.00	0-1	0.29
Total			5.33

**CITY OF HAMILTON
2021-2045 CAPITAL BUDGET PROJECT DETAIL SHEET**

Division/Department: Waste Management - Public Works Tax Funded

Project ID: 5122190700

Category: Collections

Project Name: Public Space & Special Event Containers

Ward(s): City Wide

Objective:

Waste Management public space and special event containers to maintain and expand container inventory in order to meet the demands of pedestrian litter in the City of Hamilton's public spaces. There are approximately 600 plus litter containers in place throughout the city. Containers are also required to support the diversion efforts in City approved eligible fairs, festivals and events.

Start Date: 2021

Completion Date: Ongoing

Status: Recommended (funded)

Tangible Capital Asset: Yes

Capital Budget Initiation: 2017

Program Type: Waste Containers

Expenses (000's)	Total	Pre 2021	2021	2022	2023	2024	2025	2026	2027	2028	2029	2030	2031-45
Other Capital Expenditures	2,120		120	250	250	250	250	250	250	250	250		
Total: Expenses	2,120		120	250	250	250	250	250	250	250	250		

Revenues (000's)	Total	Pre 2021	2021	2022	2023	2024	2025	2026	2027	2028	2029	2030	2031-45
From WIP Transfers	120		120										
Total: Revenues	120		120										

Net Cost	2,000	0	0	250	250	250	250	250	250	250	250	0	0
-----------------	--------------	----------	----------	------------	------------	------------	------------	------------	------------	------------	------------	----------	----------

Funding Required	2,000	0	0	250	250	250	250	250	250	250	250	0	0
-------------------------	--------------	----------	----------	------------	------------	------------	------------	------------	------------	------------	------------	----------	----------

Operating Budget Impact:	2021	2022	2023 Onward
Costs(Savings) (000's)			
Staffing Impacts (F.T.E)			

Project Rating Attributes	Weight	Rating	Weighted Rank
Contractual/Legislated Obligations	46.00	0-0	3.68
Health and Safety	16.00	0-0	0.64
Operating Budget/Financial Impact	9.00	0-0	0.72
Strategic Direction (Dominant Project Theme)	29.00	0-1	0.29
Total			5.33

CITY OF HAMILTON
2021-2045 CAPITAL BUDGET PROJECT DETAIL SHEET

Division/Department: Waste Management - Public Works Tax Funded
Project Name: Glanbrook Landfill Capital Improvement Program

Project ID: 5122191000

Category: Recycling & Waste Disposal
Ward(s): City Wide

Objective:

Provide funding for the ongoing maintenance and capital improvements of the Glanbrook Landfill site. 2021 program includes: Wild Life Habitat Certification site works, tree planting in buffer zone (\$23K), flushing on-site force main (\$25K), annual report submission to the MOECC (\$20K), extend west road stage 3 (\$80K) and Landfill gas well field expansion (\$170k).

Start Date: 2021
Completion Date: Ongoing
Status: Recommended (funded)
Tangible Capital Asset: No
Capital Budget Initiation: 2016
Program Type: Landfill Sites

Expenses (000's)	Total	Pre 2021	2021	2022	2023	2024	2025	2026	2027	2028	2029	2030	2031-45
Construction	3,014		297	306	315	324	334	344	354	365	375		
Consultant	203		21	21	22	22	23	23	23	24	24		
Total: Expenses	3,217		318	327	337	346	357	367	377	389	399		
Net Cost	3,217	0	318	327	337	346	357	367	377	389	399	0	0
Financing Sources (000's)	Total	Pre 2021	2021	2022	2023	2024	2025	2026	2027	2028	2029	2030	2031-45
From Operating Fund	318		318										
Total: Financing Sources	318		318										
Funding Required	2,899	0	0	327	337	346	357	367	377	389	399	0	0

Operating Budget Impact:	2021	2022	2023 Onward
Costs(Savings) (000's)			
Staffing Impacts (F.T.E)			

Project Rating Attributes	Weight	Rating	Weighted Rank
Contractual/Legislated Obligations	46.00	0-0	4.60
Health and Safety	16.00	0-0	0.32
Operating Budget/Financial Impact	9.00	0-0	
Strategic Direction (Dominant Project Theme)	29.00	0-1	0.29
Total			5.21

**CITY OF HAMILTON
2021-2045 CAPITAL BUDGET PROJECT DETAIL SHEET**

Division/Department: Waste Management - Public Works Tax Funded **Project ID:** 5122192000
Project Name: Closed Landfill Maintenance & Capital Improvement Program

Category: Recycling & Waste Disposal
Ward(s): City Wide

Objective:
 To provide funding for the ongoing maintenance and capital improvements of the City's 12 closed landfill sites.
 2021 program includes: annual monitoring reports (\$60K), well decommission/installation (\$47K), leachate collector flushing contract (\$85K), Landfill Maintenance Contract (\$192K).

Start Date: 2021
Completion Date: Ongoing
Status: Recommended (funded)
Tangible Capital Asset: No
Capital Budget Initiation: 2016
Program Type: Landfill Sites

Expenses (000's)	Total	Pre 2021	2021	2022	2023	2024	2025	2026	2027	2028	2029	2030	2031-45
Construction	2,919		288	296	305	314	324	333	343	353	363		
Consultant	1,021		96	100	104	109	113	117	122	127	133		
Total: Expenses	3,940		384	396	409	423	437	450	465	480	496		

Net Cost	3,940	0	384	396	409	423	437	450	465	480	496	0	0
-----------------	--------------	----------	------------	------------	------------	------------	------------	------------	------------	------------	------------	----------	----------

Financing Sources (000's)	Total	Pre 2021	2021	2022	2023	2024	2025	2026	2027	2028	2029	2030	2031-45
From Operating Fund	384		384										
Total: Financing Sources	384		384										

Funding Required	3,556	0	0	396	409	423	437	450	465	480	496	0	0
-------------------------	--------------	----------	----------	------------	------------	------------	------------	------------	------------	------------	------------	----------	----------

Operating Budget Impact:	2021	2022	2023 Onward
Costs(Savings) (000's)			
Staffing Impacts (F.T.E)			

Project Rating Attributes	Weight	Rating	Weighted Rank
Contractual/Legislated Obligations	46.00	0-0	4.60
Health and Safety	16.00	0-0	0.64
Operating Budget/Financial Impact	9.00	0-0	
Strategic Direction (Dominant Project Theme)	29.00	0-1	0.29
Total			5.53

**CITY OF HAMILTON
2021-2045 CAPITAL BUDGET PROJECT DETAIL SHEET**

Division/Department: Waste Management - Public Works Tax Funded **Project ID:** 5122193000
Project Name: Maintenance & Capital Improvements to the Resource Recovery Centre (RRC) Program

Category: Recycling & Waste Disposal
Ward(s): City Wide

Objective:
 Funding for the maintenance & capital improvement for the Resource Recovery Center (RRC) located at 1579 Burlington St. E. 2021 programs include: Integrated camera system (\$35K), site capital works (\$15K), scale maintenance (\$17K), asphalt maintenance (\$45K) perimeter gate improvements (\$35K) and misc. building/property repairs (\$148K).

Start Date: 2021
Completion Date: Ongoing
Status: Recommended (funded)
Tangible Capital Asset: No
Capital Budget Initiation: 2016
Program Type: Transfer Station

Expenses (000's)	Total	Pre 2021	2021	2022	2023	2024	2025	2026	2027	2028	2029	2030	2031-45
Construction	2,964		295	304	313	322	332	342	352	352	352		
Total: Expenses	2,964		295	304	313	322	332	342	352	352	352		

Revenues (000's)	Total	Pre 2021	2021	2022	2023	2024	2025	2026	2027	2028	2029	2030	2031-45
Dev Charges - Non Res DEBT	159		16	16	17	17	18	18	19	19	19		
Dev Charges - Res DEBT	774		77	79	82	84	87	89	92	92	92		
Total: Revenues	933		93	95	99	101	105	107	111	111	111		

Net Cost	2,031	0	202	209	214	221	227	235	241	241	241	0	0
-----------------	--------------	----------	------------	------------	------------	------------	------------	------------	------------	------------	------------	----------	----------

Financing Sources (000's)	Total	Pre 2021	2021	2022	2023	2024	2025	2026	2027	2028	2029	2030	2031-45
From Operating Fund	202		202										
Total: Financing Sources	202		202										

Funding Required	1,829	0	0	209	214	221	227	235	241	241	241	0	0
-------------------------	--------------	----------	----------	------------	------------	------------	------------	------------	------------	------------	------------	----------	----------

Operating Budget Impact:	2021	2022	2023 Onward
Costs(Savings) (000's)			
Staffing Impacts (F.T.E)			

Project Rating Attributes	Weight	Rating	Weighted Rank
Contractual/Legislated Obligations	46.00	0-0	2.76
Health and Safety	16.00	0-0	0.48
Operating Budget/Financial Impact	9.00	0-0	
Strategic Direction (Dominant Project Theme)	29.00	0-1	
Total			3.24

**CITY OF HAMILTON
2021-2045 CAPITAL BUDGET PROJECT DETAIL SHEET**

Division/Department: Waste Management - Public Works Tax Funded **Project ID:** 5122194000 **Category:** Recycling & Waste Disposal
Project Name: Transfer Station/CRC Maintenance & Capital Improvement Program **Ward(s):** City Wide

Objective:
 To provide funding for the maintenance & capital improvement for the City's 3 Transfer Stations & Community Recycling Centers (CRCs). The 2021 program includes: asphalt maintenance (\$30K), contract repairs and ongoing maintenance (\$64K) and transfer station floor replacement, (\$123K).

Start Date: 2021
Completion Date: Ongoing
Status: Recommended (funded)
Tangible Capital Asset: No
Capital Budget Initiation: 2016
Program Type: Transfer Station

Expenses (000's)	Total	Pre 2021	2021	2022	2023	2024	2025	2026	2027	2028	2029	2030	2031-45
Construction	2,101		217	221	226	230	235	240	244	244	244		
Total: Expenses	2,101		217	221	226	230	235	240	244	244	244		

Net Cost	2,101	0	217	221	226	230	235	240	244	244	244	0	0
-----------------	--------------	----------	------------	------------	------------	------------	------------	------------	------------	------------	------------	----------	----------

Financing Sources (000's)	Total	Pre 2021	2021	2022	2023	2024	2025	2026	2027	2028	2029	2030	2031-45
From Operating Fund	217		217										
Total: Financing Sources	217		217										

Funding Required	1,884	0	0	221	226	230	235	240	244	244	244	0	0
-------------------------	--------------	----------	----------	------------	------------	------------	------------	------------	------------	------------	------------	----------	----------

Operating Budget Impact:	2021	2022	2023 Onward
Costs(Savings) (000's)			
Staffing Impacts (F.T.E)			

Project Rating Attributes	Weight	Rating	Weighted Rank
Contractual/Legislated Obligations	46.00	0-0	2.76
Health and Safety	16.00	0-0	0.96
Operating Budget/Financial Impact	9.00	0-0	
Strategic Direction (Dominant Project Theme)	29.00	0-1	0.29
Total			4.01

**CITY OF HAMILTON
2021-2045 CAPITAL BUDGET PROJECT DETAIL SHEET**

Division/Department: Waste Management - Public Works Tax Funded **Project ID:** 5122194029 **Category:** Master Plan
Project Name: SWMMP - Recommendation 6: Alternative Disposal Facility **Ward(s):** City Wide

Objective:
 In accordance with recommendation 6 of the Solid Waste Management Master Plan (SWMMP), funding to optimize the capacity of the Glanbrook Landfill. Currently Glanbrook will reach capacity in 2046. This research would consist of the potential to develop Phase 4 of the Glanbrook Landfill, investigate Energy From Organics (EFO) and other alternatives that may extend the life expectancy of benefit the City.

Start Date: 2021
Completion Date: 2027
Status: Recommended (funded)
Tangible Capital Asset: Yes
Capital Budget Initiation: 2010
Program Type: SWMMP

Expenses (000's)	Total	Pre 2021	2021	2022	2023	2024	2025	2026	2027	2028	2029	2030	2031-45
Construction	192,000							96,000	96,000				
Other Capital Expenditures	400		200	200									
Total: Expenses	192,400		200	200				96,000	96,000				

Net Cost	192,400	0	200	200	0	0	0	96,000	96,000	0	0	0	0
-----------------	----------------	----------	------------	------------	----------	----------	----------	---------------	---------------	----------	----------	----------	----------

Financing Sources (000's)	Total	Pre 2021	2021	2022	2023	2024	2025	2026	2027	2028	2029	2030	2031-45
From Operating Fund	200		200										
Total: Financing Sources	200		200										

Funding Required	192,200	0	0	200	0	0	0	96,000	96,000	0	0	0	0
-------------------------	----------------	----------	----------	------------	----------	----------	----------	---------------	---------------	----------	----------	----------	----------

Operating Budget Impact:	2021	2022	2023 Onward
Costs(Savings) (000's)			
Staffing Impacts (F.T.E)			

Project Rating Attributes	Weight	Rating	Weighted Rank
Contractual/Legislated Obligations	46.00	0-0	
Health and Safety	16.00	0-0	
Operating Budget/Financial Impact	9.00	0-0	0.09
Strategic Direction (Dominant Project Theme)	29.00	0-1	0.29
Total			0.38

Comments:

CITY OF HAMILTON
2021-2045 CAPITAL BUDGET PROJECT DETAIL SHEET

Division/Department: Waste Management - Public Works Tax Funded **Project ID:** 5122194920

Category: Disposal

Project Name: Environmental Services Legislative Compliance Program

Ward(s): City Wide

Objective:
Ongoing legislated and regulatory compliance monitoring of Transfer Stations, MRF, CCF and Landfill site.

Start Date: 2021
Completion Date: Ongoing
Status: Recommended (funded)
Tangible Capital Asset: No
Capital Budget Initiation: 2019
Program Type: Technical Studies &

Expenses (000's)	Total	Pre 2021	2021	2022	2023	2024	2025	2026	2027	2028	2029	2030	2031-45
Other Capital Expenditures	4,255		185	185	185	185	185	185	185	185	185	185	2,405
Total: Expenses	4,255		185	185	185	185	185	185	185	185	185	185	2,405
Net Cost	4,255	0	185	185	185	185	185	185	185	185	185	185	2,405
Financing Sources (000's)	Total	Pre 2021	2021	2022	2023	2024	2025	2026	2027	2028	2029	2030	2031-45
From Operating Fund	185		185										
Total: Financing Sources	185		185										
Funding Required	4,070	0	0	185	185	185	185	185	185	185	185	185	2,405

Operating Budget Impact:	2021	2022	2023 Onward
Costs(Savings) (000's)			
Staffing Impacts (F.T.E)			

Project Rating Attributes	Weight	Rating	Weighted Rank
Contractual/Legislated Obligations	46.00	0-0	2.30
Health and Safety	16.00	0-0	0.32
Operating Budget/Financial Impact	9.00	0-0	
Strategic Direction (Dominant Project Theme)	29.00	0-1	0.29
Total			2.91

**CITY OF HAMILTON
2021-2045 CAPITAL BUDGET PROJECT DETAIL SHEET**

Division/Department: Waste Management - Public Works Tax Funded

Project ID: 5122195525

Category: Plans/Studies

Project Name: SWMMP Approvals

Ward(s): City Wide

Objective:

In accordance with the recommendations of the Solid Waste Management Master Plan (SWMMP). 2021 program includes: Outcome of the 5 year SWMMP waste diversion objectives and any other recommendations to improve our diversion rate requiring consideration / investigation, Waste Free Ontario Act, municipal partnerships, etc.

Start Date: 2021

Completion Date: Ongoing

Status: Recommended (funded)

Tangible Capital Asset: No

Capital Budget Initiation: 2018

Program Type: SWMMP

Expenses (000's)	Total	Pre 2021	2021	2022	2023	2024	2025	2026	2027	2028	2029	2030	2031-45
Other Capital Expenditures	3,600		150	150	150	150	150	150	150	150	150	150	2,100
Total: Expenses	3,600		150	150	150	150	150	150	150	150	150	150	2,100

Revenues (000's)	Total	Pre 2021	2021	2022	2023	2024	2025	2026	2027	2028	2029	2030	2031-45
From WIP Transfers	150		150										
Total: Revenues	150		150										

Net Cost	3,450	0	0	150	150	150	150	150	150	150	150	150	2,100
-----------------	--------------	----------	----------	------------	------------	------------	------------	------------	------------	------------	------------	------------	--------------

Funding Required	3,450	0	0	150	150	150	150	150	150	150	150	150	2,100
-------------------------	--------------	----------	----------	------------	------------	------------	------------	------------	------------	------------	------------	------------	--------------

Operating Budget Impact:	2021	2022	2023 Onward
Costs(Savings) (000's)			
Staffing Impacts (F.T.E)			

Project Rating Attributes	Weight	Rating	Weighted Rank
Contractual/Legislated Obligations	46.00	0-0	1.84
Health and Safety	16.00	0-0	
Operating Budget/Financial Impact	9.00	0-0	
Strategic Direction (Dominant Project Theme)	29.00	0-1	0.23
Total			2.07

West Harbour & Waterfront Strategic Initiatives

City of Hamilton
2021 - 2030 Capital Budget
Ten Year Included, Not Included, Future Project Summary (000's)

Ward	Project	Pre 2021		2021		2022		2023		2024		2025 to 2030		Total Project		Start Year	End Year
		Gross	Net	Gross	Net	Gross	Net	Gross	Net	Gross	Net	Gross	Net	Gross	Net		
<u>West Harbour & Waterfront Strategic Initiatives</u>																	
<i>Included in the Financing Plan</i>																	
2	4411506107 Pier 5-7 Marina Shoreline Rehab	12,394	9,216	1,200	1,200	-	-	-	-	-	-	-	-	13,594	10,416	2015	2021
2	4411606102 Pier 5-7 Boardwalk	7,844	7,844	4,800	4,800	4,000	4,000	-	-	-	-	-	-	16,644	16,644	2016	2022
2	4411606103 Pier 6 Artisan Village - CASH FLOW	1,192	1,192	600	600	-	-	3,000	3,000	-	-	-	-	4,792	4,792	2016	2023
2	4411806104 West Harbour Public Art	710	710	160	160	120	120	-	-	-	-	-	-	990	990	2018	2022
2	4412106102 Bayfront Park Upgrades Ph 2 (Washrooms)	-	-	1,260	1,260	-	-	-	-	-	-	-	-	1,260	1,260	2021	2021
2	4412106103 Pier 8 - Streetscaping	-	-	1,000	1,000	-	-	600	600	-	-	2,100	2,100	3,700	3,700	2021	2029
	Total:	22,140	18,962	9,020	9,020	4,120	4,120	3,600	3,600	-	-	2,100	2,100	40,980	37,802		
<i>Beginning in Future Years</i>																	
2	4411806102 Macassa Bay Shoreline Improvements	1,150	1,150	-	-	2,750	2,750	-	-	-	-	-	-	3,900	3,900	2018	2022
2	4411806103 Macassa Bay Boardwalk and Trail	1,100	1,100	-	-	3,000	3,000	-	-	-	-	-	-	4,100	4,100	2018	2022
2	4412206104 Police Marine Facility Replacement	-	-	-	-	5,150	2,060	-	-	-	-	-	-	5,150	2,060	2022	2022
2	4412306101 Pier 8 Greenway	-	-	-	-	-	-	450	207	-	-	1,150	529	1,600	736	2023	2029
2	4412306103 West Harbour Parking Garage	-	-	-	-	-	-	4,900	3,665	28,300	21,168	-	-	33,200	24,833	2023	2024
	Total:	2,250	2,250	-	-	10,900	7,810	5,350	3,872	28,300	21,168	1,150	529	47,950	35,629		
	Total: West Harbour & Waterfront Strategic Initiatives	24,390	21,212	9,020	9,020	15,020	11,930	8,950	7,472	28,300	21,168	3,250	2,629	88,930	73,431		
	Total: All Departments	24,390	21,212	9,020	9,020	15,020	11,930	8,950	7,472	28,300	21,168	3,250	2,629	88,930	73,431		

CITY OF HAMILTON
2021-2045 CAPITAL BUDGET PROJECT DETAIL SHEET

Division/Department: West Harbour & Waterfront Strategic Initiatives - Public **Project ID:** 4411506107

Category: Development Projects

Project Name: Pier 5-7 Marina Shoreline Rehab

Ward(s): 2

Objective:
 Shoreline reconstruction and rehabilitation in the marina's main basin. Includes design and construction of required rehabilitation and replacement of main basin's shore line between Pier 4 and Pier 7. To be coordinated with new Pier 5-7 Boardwalk, Pier 6 Gas Dock rehab, Pier 6 Artisan Village, Pier 7 Commercial Village and required municipal servicing for each pier to support new uses.

Start Date: 2015
Completion Date: 2021
Status: Recommended (funded)
Tangible Capital Asset: No
Capital Budget Initiation: 2015
Program Type: Waterfront Initiatives

Expenses (000's)	Total	Pre 2021	2021	2022	2023	2024	2025	2026	2027	2028	2029	2030	2031-45
Construction	13,616	12,416	1,200										
Consultant	(22)	(22)											
Total: Expenses	13,594	12,394	1,200										

Revenues (000's)	Total	Pre 2021	2021	2022	2023	2024	2025	2026	2027	2028	2029	2030	2031-45
Dev Charges - Non-Res-TCA	186	186											
Dev Charges - Res-TCA	2,172	2,172											
From WIP Transfers	820	820											
Total: Revenues	3,178	3,178											

Net Cost	10,416	9,216	1,200	0	0	0	0	0	0	0	0	0	0
-----------------	---------------	--------------	--------------	----------	----------	----------	----------	----------	----------	----------	----------	----------	----------

Financing Sources (000's)	Total	Pre 2021	2021	2022	2023	2024	2025	2026	2027	2028	2029	2030	2031-45
Debt Borrowings	4,839	4,839											
Federal Gas Tax	782	782											
From Operating Fund	3,510	2,310	1,200										
Total: Financing Sources	9,131	7,931	1,200										

Funding Required	1,285	1,285	0	0	0	0	0	0	0	0	0	0	0
-------------------------	--------------	--------------	----------	----------	----------	----------	----------	----------	----------	----------	----------	----------	----------

**CITY OF HAMILTON
2021-2045 CAPITAL BUDGET PROJECT DETAIL SHEET**

Division/Department: West Harbour & Waterfront Strategic Initiatives - Public **Project ID:** 4411506107

Category: Development Projects

Project Name: Pier 5-7 Marina Shoreline Rehab

Ward(s): 2

Operating Budget Impact:	2021	2022	2023 Onward
Costs(Savings) (000's)			
Staffing Impacts (F.T.E)			

Project Rating Attributes	Weight	Rating	Weighted Rank
Contractual/Legislated Obligations	46.00	0-0	
Health and Safety	16.00	0-0	
Operating Budget/Financial Impact	9.00	0-0	
Strategic Direction (Dominant Project Theme)	29.00	0-1	
Total			

Comments:

Note: \$1.5M tentatively added to this project in 2020 and \$1.2M in 2021 managed by the HWT. 2020 Capital Budget discussions for West Harbour were referred to West Harbour Development Subcommittee. Discussion re project budget is included in PW19090. Increased funding results in deferral of other waterfront projects per PW19090.

CITY OF HAMILTON
2021-2045 CAPITAL BUDGET PROJECT DETAIL SHEET

Division/Department: West Harbour & Waterfront Strategic Initiatives - Public **Project ID:** 4411606102

Category: Development Projects

Project Name: Pier 5-7 Boardwalk

Ward(s): 2

Objective:

New boardwalk extending from Royal Hamilton Yacht Club to Pier 7 (police marine bldg) - includes landscaping, lighting & site furnishings - design (2016) construction (2017+) per West Harbour Rec Master Plan. Coordinate with Pier 5-7 Shoreline Rehab (441506107), Pier 6-8 Servicing Design, Pier 6 Artisan Village and Pier 7 Commercial Village. Consider future funding (2030-44) for implementation of James Street pier when land is sold for development.

Start Date: 2016

Completion Date: 2022

Status: Recommended (funded)

Tangible Capital Asset: Yes

Capital Budget Initiation: 2016

Program Type: Waterfront Initiatives

Expenses (000's)	Total	Pre 2021	2021	2022	2023	2024	2025	2026	2027	2028	2029	2030	2031-45
Construction	16,644	7,844	4,800	4,000									
Total: Expenses	16,644	7,844	4,800	4,000									

Net Cost	16,644	7,844	4,800	4,000	0	0	0	0	0	0	0	0	0
-----------------	---------------	--------------	--------------	--------------	----------	----------	----------	----------	----------	----------	----------	----------	----------

Financing Sources (000's)	Total	Pre 2021	2021	2022	2023	2024	2025	2026	2027	2028	2029	2030	2031-45
Debt Borrowings	4,852	4,852											
From Operating Fund	6,807	2,007	4,800										
Total: Financing Sources	11,659	6,859	4,800										

Funding Required	4,985	985	0	4,000	0	0	0	0	0	0	0	0	0
-------------------------	--------------	------------	----------	--------------	----------	----------	----------	----------	----------	----------	----------	----------	----------

Operating Budget Impact:	2021	2022	2023 Onward
Costs(Savings) (000's)			
Staffing Impacts (F.T.E)	.33		

Project Rating Attributes	Weight	Rating	Weighted Rank
Contractual/Legislated Obligations	46.00	0-0	4.60
Health and Safety	16.00	0-0	0.32
Operating Budget/Financial Impact	9.00	0-0	0.36
Strategic Direction (Dominant Project Theme)	29.00	0-1	0.29
Total			5.57

Comments:

Note: \$4.5M added to the 2020 and \$4.8M in 2021 forecast request for this project being managed by the HWT. \$4M in 2022 is for Boardwalk bridges. 2020 Capital Budget discussions for West Harbour were referred to West Harbour Development Subcommittee. Discussion re project budget is included in PW19090. Increased funding results in deferral of other waterfront projects per PW19090.

**CITY OF HAMILTON
2021-2045 CAPITAL BUDGET PROJECT DETAIL SHEET**

Division/Department: West Harbour & Waterfront Strategic Initiatives - Public **Project ID:** 4411606103
Project Name: Pier 6 Artisan Village - CASH FLOW

Category: Development Projects
Ward(s): 2

Objective:
 Renovate existing HPA repair bldg into artisan village per West Harbour Rec Master Plan - design (2016) construction (2017) per West Harbour Rec Master Plan. Coordinate with Pier 7 Comm Village and Pier 6-8 Servicing.

Start Date: 2016
Completion Date: 2023
Status: Recommended (funded)
Tangible Capital Asset: Yes
Capital Budget Initiation: 2016
Program Type: Waterfront Initiatives

Expenses (000's)	Total	Pre 2021	2021	2022	2023	2024	2025	2026	2027	2028	2029	2030	2031-45
Construction	4,792	1,192	600		3,000								
Total: Expenses	4,792	1,192	600		3,000								

Net Cost	4,792	1,192	600	0	3,000	0	0	0	0	0	0	0	0
-----------------	--------------	--------------	------------	----------	--------------	----------	----------	----------	----------	----------	----------	----------	----------

Financing Sources (000's)	Total	Pre 2021	2021	2022	2023	2024	2025	2026	2027	2028	2029	2030	2031-45
Debt Borrowings	170	170											
From Operating Fund	622	22	600										
Total: Financing Sources	792	192	600										

Funding Required	4,000	1,000	0	0	3,000	0	0	0	0	0	0	0	0
-------------------------	--------------	--------------	----------	----------	--------------	----------	----------	----------	----------	----------	----------	----------	----------

Operating Budget Impact:	2021	2022	2023 Onward
Costs(Savings) (000's)			
Staffing Impacts (F.T.E)			

Project Rating Attributes	Weight	Rating	Weighted Rank
Contractual/Legislated Obligations	46.00	0-0	
Health and Safety	16.00	0-0	
Operating Budget/Financial Impact	9.00	0-0	
Strategic Direction (Dominant Project Theme)	29.00	0-1	
Total			

**CITY OF HAMILTON
2021-2045 CAPITAL BUDGET PROJECT DETAIL SHEET**

Division/Department: West Harbour & Waterfront Strategic Initiatives - Public **Project ID:** 4411806104

Category: Development Projects

Project Name: West Harbour Public Art

Ward(s): 2

Objective:
To implement public art in public spaces between Bayfront Park and Pier 7 in accordance with the West Harbour Waterfront Recreation Master Plan

Start Date: 2018
Completion Date: 2022
Status: Recommended (funded)
Tangible Capital Asset: Yes
Capital Budget Initiation: 2018
Program Type: Waterfront Initiatives

Expenses (000's)	Total	Pre 2021	2021	2022	2023	2024	2025	2026	2027	2028	2029	2030	2031-45
Other Capital Expenditures	990	710	160	120									
Total: Expenses	990	710	160	120									

Net Cost	990	710	160	120	0	0	0	0	0	0	0	0	0
-----------------	------------	------------	------------	------------	----------	----------	----------	----------	----------	----------	----------	----------	----------

Financing Sources (000's)	Total	Pre 2021	2021	2022	2023	2024	2025	2026	2027	2028	2029	2030	2031-45
From Operating Fund	420	260	160										
Total: Financing Sources	420	260	160										

Funding Required	570	450	0	120	0	0	0	0	0	0	0	0	0
-------------------------	------------	------------	----------	------------	----------	----------	----------	----------	----------	----------	----------	----------	----------

Operating Budget Impact:	2021	2022	2023 Onward
Costs(Savings) (000's)			
Staffing Impacts (F.T.E)			

Project Rating Attributes	Weight	Rating	Weighted Rank
Contractual/Legislated Obligations	46.00	0-0	
Health and Safety	16.00	0-0	
Operating Budget/Financial Impact	9.00	0-0	
Strategic Direction (Dominant Project Theme)	29.00	0-1	
Total			

**CITY OF HAMILTON
2021-2045 CAPITAL BUDGET PROJECT DETAIL SHEET**

Division/Department: West Harbour & Waterfront Strategic Initiatives - Public **Project ID:** 4412106102
Project Name: Bayfront Park Upgrades Ph 2 (Washrooms)

Category: Development Projects
Ward(s): 2

Objective:
 Construction of a new washrooms/concessions to support redevelopment of the West Harbour Waterfront

Start Date: 2021
Completion Date: 2021
Status: Recommended (funded)
Tangible Capital Asset: Yes
Capital Budget Initiation: 2019
Program Type: Buildings

Expenses (000's)	Total	Pre 2021	2021	2022	2023	2024	2025	2026	2027	2028	2029	2030	2031-45
Construction	1,160		1,160										
Design	100		100										
Total: Expenses	1,260		1,260										

Net Cost	1,260	0	1,260	0	0	0	0	0	0	0	0	0	0
-----------------	--------------	----------	--------------	----------	----------	----------	----------	----------	----------	----------	----------	----------	----------

Financing Sources (000's)	Total	Pre 2021	2021	2022	2023	2024	2025	2026	2027	2028	2029	2030	2031-45
From Operating Fund	1,260		1,260										
Total: Financing Sources	1,260		1,260										

Funding Required	0	0	0	0	0	0	0	0	0	0	0	0	0
-------------------------	----------	----------	----------	----------	----------	----------	----------	----------	----------	----------	----------	----------	----------

Operating Budget Impact:	2021	2022	2023 Onward
Costs(Savings) (000's)			
Staffing Impacts (F.T.E)			

Project Rating Attributes	Weight	Rating	Weighted Rank
Contractual/Legislated Obligations	46.00	0-0	
Health and Safety	16.00	0-0	
Operating Budget/Financial Impact	9.00	0-0	
Strategic Direction (Dominant Project Theme)	29.00	0-1	
Total			

**CITY OF HAMILTON
2021-2045 CAPITAL BUDGET PROJECT DETAIL SHEET**

Division/Department: West Harbour & Waterfront Strategic Initiatives - Public **Project ID:** 4412106103

Category: Development Projects

Project Name: Pier 8 - Streetscaping

Ward(s): 2

Objective:
To fund Pier 8 surface works and streetscaping elements implemented (post 2021) by developer to support new development. Multi-year project

Start Date: 2021
Completion Date: 2029
Status: Recommended (funded)
Tangible Capital Asset: No
Capital Budget Initiation: 2020
Program Type: Landscaping/Streetscap

Expenses (000's)	Total	Pre 2021	2021	2022	2023	2024	2025	2026	2027	2028	2029	2030	2031-45
Construction	3,700		1,000		600		650		700		750		
Total: Expenses	3,700		1,000		600		650		700		750		

Net Cost	3,700	0	1,000	0	600	0	650	0	700	0	750	0	0
-----------------	--------------	----------	--------------	----------	------------	----------	------------	----------	------------	----------	------------	----------	----------

Financing Sources (000's)	Total	Pre 2021	2021	2022	2023	2024	2025	2026	2027	2028	2029	2030	2031-45
From Operating Fund	1,000		1,000										
Total: Financing Sources	1,000		1,000										

Funding Required	2,700	0	0	0	600	0	650	0	700	0	750	0	0
-------------------------	--------------	----------	----------	----------	------------	----------	------------	----------	------------	----------	------------	----------	----------

Operating Budget Impact:	2021	2022	2023 Onward
Costs(Savings) (000's)			
Staffing Impacts (F.T.E)			

Project Rating Attributes	Weight	Rating	Weighted Rank
Contractual/Legislated Obligations	46.00	0-0	
Health and Safety	16.00	0-0	
Operating Budget/Financial Impact	9.00	0-0	
Strategic Direction (Dominant Project Theme)	29.00	0-1	
Total			

City of Hamilton
Tax Capital Budget
2021 Capital Budget Project List
(000's)

City Ward	Project Number	Project Description	Gross Costs	Grants And Subsidies	Other External Revenue	Dev Charges (* Debt)	Reserves	WIP Reserves	WIP Other / Other Internal	WIP Debt	Net Cost	Financing Sources				
												From Operating	Debt	Federal Gas Tax	Other: Reserves Future Fund Dividends	
City Manager																
City Manager																
City Wide	3381959501	Digital Office: Smart City and Digital Transformation Program	300	-	-	-	-	-	-	-	300	300	-	-	-	
City Wide	3381858502	Enhancing City of Hamilton App for citizen services	25	-	-	-	-	-	-	-	25	25	-	-	-	
City Wide	3381858503	Digital/Open Data Infrastructure	100	-	-	-	-	-	-	-	100	100	-	-	-	
City Manager Total:			425	-	-	-	-	-	-	-	425	425	-	-	-	
City Manager Total:			425	-	-	-	-	-	-	-	425	425	-	-	-	
Corporate Services																
Customer Service & POA																
City Wide	2052157002	Replacement of Integrated Court Offences Network and Collections Administration Management Software	100	-	-	-	-	-	100	-	-	-	-	-	-	
Customer Service & POA Total:			100	-	-	-	-	-	100	-	-	-	-	-	-	
Finance																
City Wide	2052180510	DC Exemptions Recovery	8,500	-	-	-	-	-	-	-	8,500	1,600	-	-	6,900	
City Wide	3382155301	2021 Development Charges' Bylaw Studies	900	-	-	810	-	-	-	-	90	90	-	-	-	
Finance Total:			9,400	-	-	810	-	-	-	-	8,590	1,690	-	-	6,900	
Information Technology (IT)																
City Wide	3501757702	Network Infrastructure Sustainability and Continuous Improvement	445	-	-	-	-	-	-	-	445	445	-	-	-	
City Wide	3502157102	Firewall Purchase	200	-	-	-	-	-	-	-	200	200	-	-	-	
City Wide	3501957909	IT Strategy - Strategic Theme Integrated & Connected	220	-	-	-	-	-	-	-	220	220	-	-	-	
City Wide	3502157210	PeopleSoft Finance Tools Upgrade	100	-	-	-	-	-	-	-	100	100	-	-	-	
City Wide	3502157211	PeopleSoft HRMS Tools Upgrade	183	-	-	-	-	-	-	-	183	183	-	-	-	
City Wide	3502157101	Next Generation 9-1-1 (nG 9-1-1)	6,000	-	-	-	-	-	-	-	6,000	6,000	-	-	-	
City Wide	3501957905	IT Strategy - Strategic Theme Enabling Our People	180	-	-	-	-	-	-	-	180	180	-	-	-	
City Wide	3501957906	IT Strategy - Strategic Theme IT Optimization	150	-	-	-	-	-	-	-	150	150	-	-	-	
City Wide	3502157202	IT Asset Management Program	150	-	-	-	-	-	-	-	150	150	-	-	-	
City Wide	3502157602	IT Security	192	-	-	-	-	-	-	-	192	192	-	-	-	
City Wide	3502157907	Business Systems and Services Continuity Plan	223	-	-	-	-	-	-	-	223	223	-	-	-	
City Wide	3502057203	Payment Card Systems Review	95	-	-	-	-	-	-	-	95	95	-	-	-	
Information Technology (IT) Total:			8,138	-	-	-	-	-	-	-	8,138	8,138	-	-	-	
Corporate Services Total:			17,638	-	-	810	-	-	100	-	16,728	9,828	-	-	6,900	
Council Initiatives																
Area Rating Special Capital Reinvestment																
14	3302109014	Ward 14 Capital Reinvestment	100	-	-	-	100	-	-	-	-	-	-	-	-	
1	3302109100	Ward 1 Capital Reinvestment	100	-	-	-	100	-	-	-	-	-	-	-	-	
2	3302109200	Ward 2 Capital Reinvestment	100	-	-	-	100	-	-	-	-	-	-	-	-	
3	3302109300	Ward 3 Capital Reinvestment	100	-	-	-	100	-	-	-	-	-	-	-	-	
4	3302109400	Ward 4 Capital Reinvestment	100	-	-	-	100	-	-	-	-	-	-	-	-	
5	3302109500	Ward 5 Capital Reinvestment	100	-	-	-	100	-	-	-	-	-	-	-	-	
6	3302109600	Ward 6 Capital Reinvestment	100	-	-	-	100	-	-	-	-	-	-	-	-	
7	3302109700	Ward 7 Capital Reinvestment	100	-	-	-	100	-	-	-	-	-	-	-	-	
8	3302109800	Ward 8 Capital Reinvestment	100	-	-	-	100	-	-	-	-	-	-	-	-	
Area Rating Special Capital Reinvestment Total:			900	-	-	-	900	-	-	-	-	-	-	-	-	
Council Strategic Projects																
City Wide	2110953900	Randle Reef Rehabilitation Project	500	-	-	-	-	-	-	-	500	500	-	-	-	

Note: Projects listed for Police Services are subject to approval by the Hamilton Police Service Board.

City of Hamilton
Tax Capital Budget
2021 Capital Budget Project List
(000's)

City Ward	Project Number	Project Description	Gross Costs	Grants And Subsidies	Other External Revenue	Dev Charges (* Debt)	Reserves	WIP Reserves	WIP Other / Other Internal	WIP Debt	Net Cost	Financing Sources			
												From Operating	Debt	Federal Gas Tax	Other: Reserves Future Fund Dividends
City Wide	2112156401	Parkland Acquisition	1,500	-	-	-	-	-	-	-	1,500	1,500	-	-	-
Council Strategic Projects Total:			2,000	-	-	-	-	-	-	-	2,000	2,000	-	-	-
Council Initiatives Total:			2,900	-	-	-	900	-	-	-	2,000	2,000	-	-	-
Healthy and Safe Communities															
Hamilton Fire Department															
City Wide	7402151100	Annual Equipment Replacement	1,199	-	-	-	1,199	-	-	-	-	-	-	-	-
City Wide	7402151102	SCBA Complete Unit Replacement	5,440	-	-	-	-	-	-	-	5,440	5,440	-	-	-
15	7401841801	Waterdown New Station	3,724	-	-	3,724 *	-	-	-	-	-	-	-	-	-
Hamilton Fire Department Total:			10,363	-	-	3,724	1,199	-	-	-	5,440	5,440	-	-	-
Hamilton Paramedic Service															
City Wide	7642151101	Annual Equipment Replacement	274	-	-	-	274	-	-	-	-	-	-	-	-
City Wide	7642151102	Automated CPR Units	500	-	-	-	-	-	-	-	500	500	-	-	-
City Wide	7642151100	Annual Vehicle Replacement	2,113	-	-	-	2,113	-	-	-	-	-	-	-	-
Hamilton Paramedic Service Total:			2,887	-	-	-	2,387	-	-	-	500	500	-	-	-
Healthy and Safe Communities- Other Divisions															
City Wide	6502141100	Human Services Integration - Continuous Improvement Projects	160	-	-	-	-	-	-	-	160	160	-	-	-
Healthy and Safe Communities- Other Divisions Total:			160	-	-	-	-	-	-	-	160	160	-	-	-
Housing Services															
City Wide	6731741609	Poverty Reduction Investment (PRI) - Affordable Rental Housing Construction	4,000	-	-	-	-	-	-	-	4,000	-	-	-	4,000
City Wide	6731841610	Poverty Reduction Investment (PRI) - Indigenous Poverty Reduction	1,000	-	-	-	-	-	-	-	1,000	-	-	-	1,000
City Wide	6731841611	Poverty Reduction Investment (PRI) - Social Housing Repairs & Renovations	2,000	-	-	-	-	-	-	-	2,000	-	-	-	2,000
City Wide	6731941110	COCHI - Administration Yr 3	139	139	-	-	-	-	-	-	-	-	-	-	-
City Wide	6731941112	COCHI - Rent Supplement Yr 3	1,776	1,776	-	-	-	-	-	-	-	-	-	-	-
City Wide	6731941113	COCHI - Transitional Ops Yr 3	870	870	-	-	-	-	-	-	-	-	-	-	-
City Wide	6731941120	OPHI - Administration Yr 3	186	186	-	-	-	-	-	-	-	-	-	-	-
City Wide	6731941121	OPHI - Rental Housing Yr 3	1,572	1,572	-	-	-	-	-	-	-	-	-	-	-
City Wide	6731941122	OPHI - Ontario Renovates Yr 3	1,253	1,253	-	-	-	-	-	-	-	-	-	-	-
City Wide	6732041200	National Housing Strategy_CHH	17,000	7,000	-	-	-	-	-	-	10,000	-	10,000	-	-
City Wide	6732141302	Social Housing Capital Repairs and Regeneration	500	-	-	-	-	-	-	-	500	500	-	-	-
Housing Services Total:			30,296	12,796	-	-	-	-	-	-	17,500	500	10,000	-	7,000
Healthy and Safe Communities Total:			43,706	12,796	-	3,724	3,586	-	-	-	23,600	6,600	10,000	-	7,000
Outside Boards & Agencies															
CityHousing Hamilton															
City Wide	6182141602	City Housing Contribution	500	-	-	-	-	-	-	-	500	500	-	-	-
CityHousing Hamilton Total:			500	-	-	-	-	-	-	-	500	500	-	-	-
H.C.A. & Westfield Heritage Village															
City Wide	3802156100	Hamilton Conservation Authority Critical and Safety Projects	1,850	-	-	-	-	-	-	-	1,850	1,850	-	-	-
City Wide	3802158902	Westfield Heritage Village - Critical and/or Safety Projects	150	-	-	-	-	-	-	-	150	150	-	-	-
H.C.A. & Westfield Heritage Village Total:			2,000	-	-	-	-	-	-	-	2,000	2,000	-	-	-
Hamilton Beach Rescue (HBRU)															
City Wide	2862151700	HBRU Renovations & Equipment Purchases	70	-	-	-	70	-	-	-	-	-	-	-	-
Hamilton Beach Rescue (HBRU) Total:			70	-	-	-	70	-	-	-	-	-	-	-	-
Hamilton Public Library															

Note: Projects listed for Police Services are subject to approval by the Hamilton Police Service Board.

City of Hamilton
Tax Capital Budget
2021 Capital Budget Project List
(000's)

City Ward	Project Number	Project Description	Gross Costs	Grants And Subsidies	Other External Revenue	Dev Charges (* Debt)	Reserves	WIP Reserves	WIP Other / Other Internal	WIP Debt	Net Cost	Financing Sources				
												From Operating	Debt	Federal Gas Tax	Other: Reserves Future Fund Dividends	
9	7501741601	Valley Park Library Expansion	1,000	-	-	1,000	-	-	-	-	-	-	-	-	-	-
Hamilton Public Library Total:			1,000	-	-	1,000	-	-	-	-	-	-	-	-	-	-
Police Services																
2, 5, 7	3761951812	Hamilton Police Stations- Roof Repairs and HVAC	200	-	-	-	-	-	-	-	200	200	-	-	-	-
City Wide	3762051007	Police Personal Issued Portable Radio Replacement	840	-	-	-	-	-	-	-	840	840	-	-	-	-
3, 4, 5, 9, 10	3762141101	Police Air-Cooled Chiller Replacement - East End	500	-	-	-	-	-	-	-	500	500	-	-	-	-
City Wide	3762151101	Police Glock Program	422	-	-	-	422	-	-	-	-	-	-	-	-	-
City Wide	3762151102	Ice Rescue Equipment	80	-	-	-	80	-	-	-	-	-	-	-	-	-
City Wide	3762151103	Mobile Command Centre	750	-	-	474 *	276	-	-	-	-	-	-	-	-	-
Police Services Total:			2,792	-	-	474	778	-	-	-	1,540	1,540	-	-	-	-
Outside Boards & Agencies Total:			6,362	-	-	1,474	848	-	-	-	4,040	4,040	-	-	-	-
Planning & Economic Development																
Commercial Districts and Small Business																
City Wide	8201703706	Community Downtowns and BIAs	224	-	-	-	-	-	-	-	224	224	-	-	-	-
City Wide	3621708002	Brownfield Development	401	-	-	-	-	-	-	-	401	401	-	-	-	-
City Wide	8201641800	Heritage Property Improvement Grants	135	-	-	-	-	-	-	-	135	135	-	-	-	-
City Wide	8201703100	Office Tenancy Assistance Program	55	-	-	-	-	-	-	-	55	55	-	-	-	-
2, 3, 4	8201703700	Barton/Kenilworth Commercial Corridor Building Improvement Grant Program	470	-	-	-	-	-	-	-	470	470	-	-	-	-
2, 3, 4	8201703701	Barton and Kenilworth Rebate of Planning and Building Fees	40	-	-	-	-	-	-	-	40	40	-	-	-	-
City Wide	8201703703	(BIA) Commercial Property Improvement Grant Program	417	-	-	-	-	-	-	-	417	417	-	-	-	-
City Wide	8201703704	Commercial Property Improvement Grant Program	468	-	-	-	-	-	-	-	468	468	-	-	-	-
Commercial Districts and Small Business Total:			2,210	-	-	-	-	-	-	-	2,210	2,210	-	-	-	-
Economic Development																
City Wide	3621708900	Economic Development Initiatives	2,000	-	-	-	-	-	-	-	2,000	2,000	-	-	-	-
City Wide	3621750301	Employment Land Banking (Interest)	900	-	-	-	900	-	-	-	-	-	-	-	-	-
Economic Development Total:			2,900	-	-	-	900	-	-	-	2,000	2,000	-	-	-	-
Growth Management																
City Wide	4142146100	City Share of Servicing Costs under Subdivision Agreements	3,000	-	-	3,000	-	-	-	-	-	-	-	-	-	-
Growth Management Total:			3,000	-	-	3,000	-	-	-	-	-	-	-	-	-	-
Parking Services																
City Wide	4902141210	Fence Repairs	100	-	-	-	100	-	-	-	-	-	-	-	-	-
City Wide	4902141201	Surface Lots and Garage Repairs and Improvements	300	25	-	-	275	-	-	-	-	-	-	-	-	-
City Wide	4902141203	Surface Lot Lighting Replacement	50	-	-	-	50	-	-	-	-	-	-	-	-	-
2	4901945900	Waterproof Convention Parking	1,000	670	-	-	330	-	-	-	-	-	-	-	-	-
City Wide	4901951900	Electric Charging Stations	452	200	-	-	236	-	16	-	-	-	-	-	-	-
City Wide	4902141202	York Parkade Fire Door and Window Replacement	100	-	-	-	100	-	-	-	-	-	-	-	-	-
City Wide	4902157201	Parking Meter Mechanism and Housing Replacement	200	-	-	-	200	-	-	-	-	-	-	-	-	-
City Wide	4902157202	Coin Sorter	25	-	-	-	25	-	-	-	-	-	-	-	-	-
Parking Services Total:			2,227	895	-	-	1,316	-	16	-	-	-	-	-	-	-
Planning Services																
City Wide	8121957900	3D Model Development	130	-	-	-	-	-	-	-	130	130	-	-	-	-
City Wide	8101655600	Comprehensive Zoning By-Law	925	-	-	416	-	-	-	-	509	509	-	-	-	-
Planning Services Total:			1,055	-	-	416	-	-	-	-	639	639	-	-	-	-
Tourism & Culture																
City Wide	7202058201	Monument Restoration	75	-	-	-	-	-	-	-	75	75	-	-	-	-

Note: Projects listed for Police Services are subject to approval by the Hamilton Police Service Board.

City of Hamilton
Tax Capital Budget
2021 Capital Budget Project List
(000's)

City Ward	Project Number	Project Description	Gross Costs	Grants And Subsidies	Other External Revenue	Dev Charges (* Debt)	Reserves	WIP Reserves	WIP Other / Other Internal	WIP Debt	Net Cost	Financing Sources			
												From Operating	Debt	Federal Gas Tax	Other: Reserves Future Fund Dividends
4	7202141105	Steam Museum Shed Restoration	220	-	-	-	-	-	-	-	220	220	-	-	-
12	7202141210	Ancaster Old Town Hall Exterior Restoration	150	-	-	-	-	-	-	-	150	150	-	-	-
1	7202141212	Dundurn Cockpit Restoration	130	-	-	-	-	-	-	-	130	130	-	-	-
5	7202141217	Veevers Estate Tenant Improvements	118	-	-	-	-	-	-	-	118	118	-	-	-
City Wide	7202158212	Heritage Site Documentation Study	120	-	-	-	-	-	-	-	120	120	-	-	-
City Wide	7202058202	Collections Management	169	-	-	-	-	-	-	-	169	169	-	-	-
City Wide	7202158210	Built Heritage Inventory	130	-	-	-	-	-	-	-	130	130	-	-	-
5	7102158210	Public Art-Hamilton the Electric City	225	-	25	-	200	-	-	-	-	-	-	-	-
1	7102158211	Public Art Locke Street Marker	100	-	-	-	-	-	100	-	-	-	-	-	-
12	7102158212	Ancaster Memorial Arts Centre Public Art	250	-	-	-	250	-	-	-	-	-	-	-	-
1	7202041200	Dundurn Interior Restoration	100	-	-	-	-	-	-	-	100	100	-	-	-
2	7202141106	Whitehern Interior Conservation	100	-	-	-	-	-	-	-	100	100	-	-	-
1	7202141213	Dundurn HVAC Replacement	190	-	-	-	-	-	-	-	190	190	-	-	-
2	7202141218	Whitehern Exterior Shutter Conservation	105	-	-	-	-	-	-	-	105	105	-	-	-
City Wide	7202158213	Museum Development	95	-	-	-	-	-	-	-	95	95	-	-	-
Tourism & Culture Total:			2,277	-	25	-	450	-	100	-	1,702	1,702	-	-	-
Planning & Economic Development Total:			13,669	895	25	3,416	2,666	-	116	-	6,551	6,551	-	-	-
Public Works Tax Funded															
Corporate Facilities															
City Wide	3541849003	Backflow Prevention for Various Facilities	291	-	-	-	-	-	41	-	250	250	-	-	-
10	3542141910	Stoney Creek City Hall -RCMP Lease Capital Replacement	610	-	-	-	610	-	-	-	-	-	-	-	-
	3542050001	EFFM Facility Yard Relocation	4,400	-	-	-	3,443	-	-	-	957	957	-	-	-
City Wide	3542141009	Program - Compliance Remediation	477	-	-	-	-	-	277	-	200	200	-	-	-
City Wide	3542141409	Program - Facilities Code & Legislative Compliance	200	-	-	-	-	-	-	-	200	200	-	-	-
City Wide	3542141412	Program - Roof Management	4,613	-	-	-	-	-	1,900	-	2,713	2,713	-	-	-
City Wide	3542141532	Program - Facility Capital Maintenance	450	-	-	-	-	-	200	-	250	250	-	-	-
City Wide	3542151001	Program - Mechanical Infrastructure Life-cycle Renewal	350	-	-	-	-	-	-	-	350	350	-	-	-
City Wide	3542151900	Program - Generator Compliance Testing and Upgrades	590	-	-	-	-	-	490	-	100	100	-	-	-
City Wide	3542155100	Program - Corporate Facilities Audit	452	-	-	-	-	-	302	-	150	150	-	-	-
City Wide	3542141013	Program - Firestations Facility Upgrade	996	-	-	-	-	-	826	-	170	170	-	-	-
City Wide	3542141010	Program - Facility Upgrades to Hamilton Public Libraries	266	-	-	-	-	-	66	-	200	200	-	-	-
Corporate Facilities Total:			13,695	-	-	-	4,053	-	4,102	-	5,540	5,540	-	-	-
Energy Initiatives															
2, 9	7902149101	Rec Heat Reclaim & Controls Project	125	-	-	-	125	-	-	-	-	-	-	-	-
Energy Initiatives Total:			125	-	-	-	125	-	-	-	-	-	-	-	-
Entertainment Facilities															
2	3722141805	Program HCC, FOCH & FOC Lifecycle Renewal	800	-	-	-	-	-	-	-	800	800	-	-	-
City Wide	3722141100	Tim Horton's Field Turf Replacement	1,000	-	-	-	-	-	1,000	-	-	-	-	-	-
Entertainment Facilities Total:			1,800	-	-	-	-	-	1,000	-	800	800	-	-	-
Fleet Services															
1, 2, 5, 6, 11, 12, 15	4942151103	Fuel site Restoration	402	-	-	-	402	-	-	-	-	-	-	-	-
City Wide	4942151004	Street Sweeper Purchase	765	-	-	-	765	-	-	-	-	-	-	-	-
City Wide	4942151100	Fleet Vehicle&Equipment Replace Program	9,465	-	-	-	9,465	-	-	-	-	-	-	-	-
Fleet Services Total:			10,632	-	-	-	10,632	-	-	-	-	-	-	-	-

Note: Projects listed for Police Services are subject to approval by the Hamilton Police Service Board.

City of Hamilton
Tax Capital Budget
2021 Capital Budget Project List
(000's)

City Ward	Project Number	Project Description	Gross Costs	Grants And Subsidies	Other External Revenue	Dev Charges (* Debt)	Reserves	WIP Reserves	WIP Other / Other Internal	WIP Debt	Net Cost	Financing Sources				
												From Operating	Debt	Federal Gas Tax	Other: Reserves Future Fund Dividends	
Forestry & Horticulture																
City Wide	4452149101	Irrigation Upgrades	150	-	-	-	-	-	-	-	150	150	-	-	-	
City Wide	4452141101	Tropical Green House Capital Maintenance	70	-	-	-	-	-	-	-	70	70	-	-	-	
City Wide	4451153001	Emerald Ash Borer (EAB) Management Plan Council Cost (Option 3)	2,600	-	-	-	-	-	-	-	2,600	2,600	-	-	-	
City Wide	4452153101	Tree Inventory	150	-	-	-	-	-	-	-	150	150	-	-	-	
City Wide	4452153444	Tree Planting Program	1,345	-	-	-	-	-	150	-	1,195	1,195	-	-	-	
Forestry & Horticulture Total:			4,315	-	-	-	-	-	150	-	4,165	4,165	-	-	-	
Long Term Care Facilities																
City Wide	6302141100	Macassa and Wentworth Lodges Roof	600	-	-	-	100	-	-	-	500	500	-	-	-	
City Wide	6302141101	Program - ML & WL Facility Capital Maintenance	200	-	-	-	200	-	-	-	-	-	-	-	-	
City Wide	6302141102	Macassa Lodge D-Wing	4,000	-	-	1,764	2,236	-	-	-	-	-	-	-	-	
City Wide	6302151100	ML BAS Upgrade	287	-	-	-	287	-	-	-	-	-	-	-	-	
City Wide	6302151101	Macassa Lodge Carpet Removal	250	-	-	-	250	-	-	-	-	-	-	-	-	
1, 2, 3, 4, 5, 6, 7, 8, 9, 10, 11, 12, 13, 14, 15, City Wide	6302151102	Program - ML & WL Keyscan and Hardware	30	-	-	-	30	-	-	-	-	-	-	-	-	
City Wide	6302151103	Program - ML & WL Equipment Life-cycle Renewal	100	-	-	-	100	-	-	-	-	-	-	-	-	
Long Term Care Facilities Total:			5,467	-	-	1,764	3,203	-	-	-	500	500	-	-	-	
O & M - Parks & Cemeteries																
City Wide	4402053001	Cemetery Document Digitization	85	-	-	-	-	-	-	-	85	85	-	-	-	
City Wide	4402149007	Cemetery Columbarium	70	-	-	-	70	-	-	-	-	-	-	-	-	
City Wide	4402149009	Sport Lighting	40	-	-	-	-	-	-	-	40	40	-	-	-	
City Wide	4402149100	Stair Replacement and Repair Program	100	-	-	-	-	-	-	-	100	100	-	-	-	
City Wide	4402152600	Playground Lifecycle Replacement Program	350	-	-	-	100	-	-	-	250	250	-	-	-	
City Wide	4402156001	Leash Free Dog Park Program	80	-	-	-	80	-	-	-	-	-	-	-	-	
City Wide	4402145800	Urban Park Parking Lot Paving Program	48	-	-	-	-	-	-	-	48	48	-	-	-	
City Wide	4402151001	Equipment Upgrades	25	-	-	-	-	-	-	-	25	25	-	-	-	
City Wide	4402151601	Equipment Acquisition (DC) Program	247	-	-	222	-	-	-	-	25	25	-	-	-	
City Wide	4402151700	Small Equipment Replacement (Reserve) Program	75	-	-	-	75	-	-	-	-	-	-	-	-	
5	4402151903	Confederation Beach Park - Capital Maintenance Program	150	-	-	-	150	-	-	-	-	-	-	-	-	
City Wide	4402149101	Park Pathway Resurfacing Program	215	-	-	-	-	-	-	-	215	215	-	-	-	
City Wide	4402152100	CSA Safety Material Replacement Program	150	-	-	-	-	-	-	-	150	150	-	-	-	
City Wide	4402111601	Cemetery Roads Rehabilitation Program	80	-	-	-	-	-	-	-	80	80	-	-	-	
City Wide	4402149003	Backflow Prevention for Various Parks Facilities	540	-	-	-	-	-	-	-	540	540	-	-	-	
City Wide	4402154699	Tennis and Multi -use Court Rehabilitation Program	120	-	-	-	-	-	-	-	120	120	-	-	-	
O & M - Parks & Cemeteries Total:			2,375	-	-	222	475	-	-	-	1,678	1,678	-	-	-	
Open Space Development																
6, 9	4401056060	Open Space Replacement Strategy-East Mtn Trail Loop	372	-	-	17	-	-	-	-	355	355	-	-	-	
5	4401356801	Confederation Park Redevelopment	6,560	-	-	5,313 *	-	-	-	-	1,247	1,247	-	-	-	
4	4401956904	Andrew Warburton Memorial Park	1,400	-	-	-	1,200	-	-	-	200	200	-	-	-	
15	4401956906	Gatesbury Park	575	-	-	-	80	-	-	-	495	-	-	495	-	
8	4402056008	Southam Park Master Plan	60	-	-	-	-	-	-	-	60	60	-	-	-	
2	4402056918	Beasley Park Rehabilitation Phase 2 - Kelly Street Pedestrianization	210	-	-	-	-	-	-	-	210	-	-	210	-	
City Wide	4402155600	Parks Testing and Reporting	80	-	-	-	-	-	33	-	47	47	-	-	-	

Note: Projects listed for Police Services are subject to approval by the Hamilton Police Service Board.

City of Hamilton
Tax Capital Budget
2021 Capital Budget Project List
(000's)

City Ward	Project Number	Project Description	Gross Costs	Grants And Subsidies	Other External Revenue	Dev Charges (* Debt)	Reserves	WIP Reserves	WIP Other / Other Internal	WIP Debt	Net Cost	Financing Sources				
												From Operating	Debt	Federal Gas Tax	Other: Reserves Future Fund Dividends	
	8	4402156002	Ryckman's Park Pathway	102	-	-	-	102	-	-	-	-	-	-	-	-
	11	4402156111	Lancaster Heights - Developer Build	675	-	-	499	-	-	121	-	55	55	-	-	-
	1	4402156117	Victoria Park Spray Pad Replacement	175	-	-	-	175	-	-	-	-	-	-	-	-
	4	4402156119	R.T. Steele Park	500	-	-	-	500	-	-	-	-	-	-	-	-
	10	4402156120	Cherry Beach Park	200	-	-	-	200	-	-	-	-	-	-	-	-
	12	4402156121	Tiffany Hills Park Pathway Connection to School	50	-	-	45	-	-	-	-	5	5	-	-	-
City Wide		4402156123	Citywide Park Master Plan	400	-	-	270	-	-	-	-	130	130	-	-	-
	6, 7	4402156124	Mountain Drive Park Redevelopment	100	-	-	-	100	-	-	-	-	-	-	-	-
	8	4402156125	William Connell Park - Entrance Improvement	75	-	-	-	-	-	-	-	75	75	-	-	-
	3	4401256520	Gage Park Redevelopment	155	-	-	-	-	-	-	-	155	-	-	155	-
City Wide		4401858800	Skatepark Facility - Recreation study implementation	240	-	-	216	-	-	-	-	24	24	-	-	-
	7	4401956929	HRTMP Initiative 7-1 - Limeridge Mall Hydro Corridor Trail	712	-	-	606	-	-	-	-	106	106	-	-	-
City Wide		4402156006	Rail Trail Improvements	298	-	-	-	-	-	-	-	298	298	-	-	-
City Wide		4402156104	Recreational Trails Master Plan study update	300	-	-	203	-	-	-	-	97	97	-	-	-
	4	4402156122	HRTMP Initiatives #4-4 and 5-6 - Hydro Corridor: Barton Street to Greenhill Avenue	209	-	-	178	-	-	-	-	31	31	-	-	-
Open Space Development Total:			13,448	-	-	7,347	2,357	-	154	-	3,590	2,730	-	860	-	-
Recreation Facilities																
City Wide		7102154536	Program - Arena Retrofits	377	-	-	-	-	-	277	-	100	100	-	-	-
	5	7102054002	Confederation Park Sports Park Buildings	556	-	-	500 *	-	-	-	-	56	56	-	-	-
	9	7101754706	Valley Park Community Centre Fit-up	444	-	-	360	-	-	-	-	84	84	-	-	-
City Wide		7102151001	Program - Mechanical Infrastructure Life-cycle renewal	275	-	-	-	-	-	-	-	275	-	-	275	-
City Wide		7102154702	Program - Facility Capital Maintenance	391	-	-	-	-	-	116	-	275	275	-	-	-
City Wide		7102155101	Program - Recreation Facilities Audit	112	-	-	-	-	-	39	-	73	73	-	-	-
City Wide		7102154105	Program - Park & Fieldhouse Retrofits	464	-	-	-	-	-	344	-	120	120	-	-	-
City Wide		7102145215	Program - Parking Lot Management	100	-	-	-	-	-	-	-	100	100	-	-	-
City Wide		7102154508	Public Use Feasibility Needs & Study	295	-	-	265	-	-	-	-	30	30	-	-	-
	4	7101558501	Parkdale Outdoor Pool Redevelopment & Expansion	222	-	-	24	-	-	-	-	198	198	-	-	-
	5	7101754805	Sir Wilfrid Laurier Gymnasium Addition.	6,775	-	-	6,775	-	-	-	-	-	-	-	-	-
City Wide		7102141706	Program - Recreation Centre Retrofits	300	-	-	-	-	-	200	-	100	-	-	100	-
City Wide		7102154216	Program - Roof Management	4,904	-	-	-	-	-	1,735	-	3,169	1,788	-	1,381	-
City Wide		7102154703	Program - Senior Centre Retrofits	95	-	-	-	-	-	95	-	-	-	-	-	-
Recreation Facilities Total:			15,311	-	-	7,924	-	-	2,806	-	4,581	2,824	-	1,756	-	-
Roads																
<u>Asset Preservation</u>																
	2	4031919119	Sheaffe / Park / Mulberry (Central Neighbourhood (North))	700	-	-	-	-	-	200	-	500	117	-	383	-
<u>Asset Preservation Total:</u>			<u>700</u>	<u>-</u>	<u>-</u>	<u>-</u>	<u>-</u>	<u>-</u>	<u>200</u>	<u>-</u>	<u>500</u>	<u>117</u>	<u>-</u>	<u>383</u>	<u>-</u>	<u>-</u>
<u>Bridges & Structures</u>																
	13	4031618090	Bridge 090 - McMurray St, 100m s/o of Hatt St	400	-	-	-	-	-	-	-	400	-	-	400	-
	9	4031818366	Bridge 366 - Mud St W, 320m e/o Paramount Dr	600	-	-	-	-	-	-	-	600	-	-	600	-
	5	4031818407	Bridge 407 - Queenston Rd, 320m e/o Lake Ave	300	-	-	-	-	-	-	-	300	-	-	300	-
	11	4031818437	Bridge 437 - Miles Rd, 610m s/o Dickenson Rd E	720	-	-	-	-	-	-	-	720	-	-	720	-
	12	4032018019	Bridge 019 - Norman Rd, 555m e/o Sager Rd	150	-	-	-	-	-	-	-	150	-	-	150	-
	13	4032018248	Bridge 248 - King St W, 145m w/o Bond to Woodleys Lane	3,500	-	-	-	-	-	-	-	3,500	-	-	3,500	-
	12	4032018372	Bridge 372 - Wilson St E, 1700m e/o Rousseaux St (south side original culvert)	150	-	-	-	-	-	-	-	150	-	-	150	-

Note: Projects listed for Police Services are subject to approval by the Hamilton Police Service Board.

City of Hamilton
Tax Capital Budget
2021 Capital Budget Project List
(000's)

City Ward	Project Number	Project Description	Gross Costs	Grants And Subsidies	Other External Revenue	Dev Charges (* Debt)	Reserves	WIP Reserves	WIP Other / Other Internal	WIP Debt	Net Cost	Financing Sources				
												From Operating	Debt	Federal Gas Tax	Other: Reserves Future Fund Dividends	
11	4032018414	Bridge 414 - Miles Road, 130m s/o Dickenson Rd E	470	-	-	-	-	-	-	-	470	-	-	470	-	
2, 8	4032117144	Claremont Access - Steel Facing Walls 1 & 2 Removal	150	-	-	-	-	-	-	-	150	150	-	-	-	
City Wide	4032118216	Bridge and Culvert Maintenance - T.O.M.	150	-	-	-	-	-	-	-	150	150	-	-	-	
City Wide	4032118217	Bridge and Culvert Major Maintenance - Engineering Services	2,800	-	-	-	-	-	-	-	2,800	2,800	-	-	-	
13	4032118279	Bridge 279 - Safari, 50m east of Cooper	150	-	-	-	-	-	-	-	150	-	-	150	-	
1	4032118282	Bridge 282 - Longwood over Hwy 403	1,500	-	-	-	-	-	-	-	1,500	-	-	1,500	-	
3	4032118329	Bridge 329 - Burlington St E over Wilcox St	150	-	-	-	-	-	-	-	150	150	-	-	-	
City Wide	4032155145	Escarpment Erosion Study	350	-	-	-	-	-	-	-	350	-	-	350	-	
City Wide	4042110004	Escarpment Slope & Appurtenance Stabilization Program	1,300	-	-	-	-	-	-	-	1,300	-	-	1,300	-	
City Wide	4042110417	Retaining Wall Rehabilitation Program	1,454	-	-	-	-	-	-	-	1,454	-	-	1,454	-	
Bridges & Structures Total:			14,294	-	-	-	-	-	-	-	14,294	3,250	-	11,044	-	
Computer Technology																
City Wide	4031957944	PW Asset Management (PW-AM) System Implementation - CASH FLOW	1,310	-	-	-	-	-	-	-	1,310	1,310	-	-	-	
Computer Technology Total:			1,310	-	-	-	-	-	-	-	1,310	1,310	-	-	-	
Council Priority																
1	4031911601	Council Priority - Ward 1 Minor Rehabilitation	180	-	-	-	-	-	-	-	180	180	-	-	-	
2	4031911602	Council Priority - Ward 2 Minor Rehabilitation	180	-	-	-	-	-	-	-	180	180	-	-	-	
3	4031911603	Council Priority - Ward 3 Minor Rehabilitation	180	-	-	-	-	-	-	-	180	180	-	-	-	
4	4031911604	Council Priority - Ward 4 Minor Rehabilitation	180	-	-	-	-	-	-	-	180	180	-	-	-	
5	4031911605	Council Priority - Ward 5 Minor Rehabilitation	180	-	-	-	-	-	-	-	180	180	-	-	-	
6	4031911606	Council Priority - Ward 6 Minor Rehabilitation	180	-	-	-	-	-	-	-	180	180	-	-	-	
7	4031911607	Council Priority - Ward 7 Minor Rehabilitation	180	-	-	-	-	-	-	-	180	180	-	-	-	
8	4031911608	Council Priority - Ward 8 Minor Rehabilitation	180	-	-	-	-	-	-	-	180	180	-	-	-	
9	4031911609	Council Priority - Ward 9 Minor Rehabilitation	180	-	-	-	-	-	-	-	180	180	-	-	-	
10	4031911610	Council Priority - Ward 10 Minor Rehabilitation	180	-	-	-	-	-	-	-	180	180	-	-	-	
11	4031911611	Council Priority - Ward 11 Minor Rehabilitation	180	-	-	-	-	-	-	-	180	180	-	-	-	
12	4031911612	Council Priority - Ward 12 Minor Rehabilitation	180	-	-	-	-	-	-	-	180	180	-	-	-	
13	4031911613	Council Priority - Ward 13 Minor Rehabilitation	180	-	-	-	-	-	-	-	180	180	-	-	-	
14	4031911614	Council Priority - Ward 14 Minor Rehabilitation	180	-	-	-	-	-	-	-	180	180	-	-	-	
15	4031911615	Council Priority - Ward 15 Minor Rehabilitation	180	-	-	-	-	-	-	-	180	180	-	-	-	
4	4031919115	Delena / Beland / Dunsmore	2,350	-	-	-	1,000	-	930	-	420	-	-	420	-	
5	4032119106	Kelvin - Old Orchard to south end	150	-	-	-	-	-	-	-	150	-	-	150	-	
5	4242109501	A/R - Albright - Quigley to 190nm w/o Nicklaus	300	-	-	-	300	-	-	-	-	-	-	-	-	
5	4242109502	A/R - Greenford - Queenston to south end	300	-	-	-	300	-	-	-	-	-	-	-	-	
6	4242109601	A/R - East 43rd - Fennell to Queensdale	600	-	-	-	600	-	-	-	-	-	-	-	-	
6	4242109602	A/R - Carson / Landron	1,020	-	-	-	1,020	-	-	-	-	-	-	-	-	
8	4242109801	A/R - Inverness & Arcade (within Southam Neighbourhood)	500	-	-	-	500	-	-	-	-	-	-	-	-	
8	4242109802	A/R - Monarch & West 2nd (within Bonnington Neighbourhood)	750	-	-	-	750	-	-	-	-	-	-	-	-	
Council Priority Total:			8,670	-	-	-	4,470	-	930	-	3,270	2,700	-	570	-	
Development Engineering																
15	4031380390	East-West Road Corridor (Waterdown By-Pass) CASH FLOW	16,830	-	-	15,990 *	-	-	-	-	840	840	-	-	-	
6, 11	4031580584	RHBP - Nebo - Rymal to Twenty	4,650	-	-	3,952 *	-	-	-	-	698	698	-	-	-	
9	4031580589	Rymal - Fletcher to Upper Centennial	500	-	-	426	-	-	-	-	74	74	-	-	-	
7, 8	4032080288	Upper Wellington - Stone Church to Limeridge	150	-	-	90	-	-	-	-	60	60	-	-	-	

Note: Projects listed for Police Services are subject to approval by the Hamilton Police Service Board.

City of Hamilton
Tax Capital Budget
2021 Capital Budget Project List
(000's)

City Ward	Project Number	Project Description	Gross Costs	Grants And Subsidies	Other External Revenue	Dev Charges (* Debt)	Reserves	WIP Reserves	WIP Other / Other Internal	WIP Debt	Net Cost	Financing Sources			
												From Operating	Debt	Federal Gas Tax	Other: Reserves Future Fund Dividends
11	4032155180	Airport Road Class EA - Upper James to Glancaster Road	690	-	-	420	-	-	-	-	270	270	-	-	-
11	4032180184	Dickenson - Upper James to Glancaster (AEGD)	6,000	-	-	5,100 *	-	-	-	-	900	900	-	-	-
12	4032180185	Southcote Class EA - Book to Garner	690	-	-	587	-	-	-	-	103	103	-	-	-
12	4032180188	Trinity Road South - Cormorant Road to approximately 200m southerly	250	-	-	-	-	-	-	-	250	-	-	250	-
City Wide	4032180582	Development Road Urbanization	500	-	-	476	-	-	-	-	24	24	-	-	-
Development Engineering Total:			30,260	-	-	27,041	-	-	-	-	3,219	2,969	-	250	-
Distribution (Water)															
City Wide	4032162073	Field Data Systems Program	110	-	-	-	-	-	-	-	110	110	-	-	-
Distribution (Water) Total:			110	-	-	-	-	-	-	-	110	110	-	-	-
Other															
City Wide	4032101099	Engineering Services Staffing Costs - Road	5,570	-	-	-	-	-	-	-	5,570	5,570	-	-	-
City Wide	4032158001	Consultation and Accommodation	30	-	-	-	-	-	-	-	30	30	-	-	-
Other Total:			5,600	-	-	-	-	-	-	-	5,600	5,600	-	-	-
Parking Lot															
6	4662141105	Repaving of 1375 Upper Ottawa rear lot	100	-	-	-	-	-	-	-	100	100	-	-	-
Parking Lot Total:			100	-	-	-	-	-	-	-	100	100	-	-	-
Replacement Program															
2	4031911028	Strachan - James to east end	1,030	-	-	-	-	-	430	-	600	-	-	600	-
4	4031919110	Barton - Parkdale to Talbot	3,780	-	-	-	-	-	1,700	-	2,080	-	-	2,080	-
1	4032019103	Marion - Longwood to Dromore	150	-	-	-	-	-	-	-	150	-	-	150	-
13	4032019105	Glenmorris / Underhill / Sleepy Hollow / Wilmar (York Heights / Hunter NRHD)	150	-	-	-	-	-	-	-	150	-	-	150	-
City Wide	4032110006	Minor Construction Program	270	-	-	-	-	-	-	-	270	270	-	-	-
City Wide	4032111225	Geotechnical Investigation Program	720	-	-	-	-	-	-	-	720	720	-	-	-
City Wide	4032114405	Contaminated Soil & Rock Disposal Program	250	-	-	-	-	-	-	-	250	-	-	250	-
10	4032119102	Arvin - Dosco to Jones	150	-	-	-	-	-	-	-	150	-	-	150	-
13	4032119104	Hatt & Bond - King to Market	150	-	-	-	-	-	-	-	150	-	-	150	-
4	4032119105	Barton - Ottawa to Kenilworth	150	-	-	-	-	-	-	-	150	-	-	150	-
6	4032119108	Concession / Mountain Brow - Upper Gage to Oakcrest	150	-	-	-	-	-	-	-	150	-	-	150	-
14	4032119109	Scenic - Mohawk to Chateau Crt	150	-	-	-	-	-	-	-	150	-	-	150	-
13	4032119111	Highway 8 - Bond to Woodleys Lane	1,800	-	-	-	-	-	830	-	970	-	-	970	-
4	4032119112	Strathearne - Main to Britannia	150	-	-	-	-	-	-	-	150	-	-	150	-
10	4032119114	Pinelands / Teal / Garden / Community / Greensfield	150	-	-	-	-	-	-	-	150	-	-	150	-
4	4032119115	Strathearne - Brampton to gate at north end	150	-	-	-	-	-	-	-	150	-	-	150	-
3	4032119122	Barton - Sherman to Ottawa	150	-	-	-	-	-	-	-	150	-	-	150	-
City Wide	4032149555	QA-QC Service Contract Program	150	-	-	-	-	-	-	-	150	150	-	-	-
Replacement Program Total:			9,650	-	-	-	-	-	2,960	-	6,690	1,140	-	5,550	-
Retaining Wall															
10	4032011024	Fifty Road Escarpment Access - Retaining Walls	150	-	-	-	-	-	-	-	150	-	-	150	-
13	4032110011	Highway 8 Escarpment Access Retaining Wall Replacements (Dundas - Woodlawn Lane to Bridge 248	1,500	-	-	-	-	-	-	-	1,500	-	-	1,500	-
Retaining Wall Total:			1,650	-	-	-	-	-	-	-	1,650	-	-	1,650	-
Road OPS Growth															
City Wide	4032121350	Fleet Additions - Roads O&M	500	-	-	129	-	-	-	-	371	371	-	-	-
Road OPS Growth Total:			500	-	-	129	-	-	-	-	371	371	-	-	-
Rural Rehabilitation Program															

Note: Projects listed for Police Services are subject to approval by the Hamilton Police Service Board.

City of Hamilton
Tax Capital Budget
2021 Capital Budget Project List
(000's)

City Ward	Project Number	Project Description	Gross Costs	Grants And Subsidies	Other External Revenue	Dev Charges (* Debt)	Reserves	WIP Reserves	WIP Other / Other Internal	WIP Debt	Net Cost	Financing Sources			
												From Operating	Debt	Federal Gas Tax	Other: Reserves Future Fund Dividends
13	4032111021	Brock - Concession 4 W to Safari	3,800	-	-	-	-	-	-	-	3,800	-	-	3,800	-
12	4032111024	Southcote - Book to Garner	830	-	-	-	-	-	-	-	830	-	-	830	-
City Wide	4032117677	Pavement Preventative Maintenance Program	2,000	-	-	-	-	-	560	-	1,440	600	-	-	840
<i>Rural Rehabilitation Program Total:</i>			<i>6,630</i>	<i>-</i>	<i>-</i>	<i>-</i>	<i>-</i>	<i>-</i>	<i>560</i>	<i>-</i>	<i>6,070</i>	<i>600</i>	<i>-</i>	<i>4,630</i>	<i>840</i>
<i>Sidewalks</i>															
City Wide	4032111222	New Sidewalk Program	450	-	-	428	-	-	-	-	22	22	-	-	-
<i>Sidewalks Total:</i>			<i>450</i>	<i>-</i>	<i>-</i>	<i>428</i>	<i>-</i>	<i>-</i>	<i>-</i>	<i>-</i>	<i>22</i>	<i>22</i>	<i>-</i>	<i>-</i>	<i>-</i>
<i>Street Lights</i>															
13	4662110018	Cootes Drive: Spencer Creek to East St N / Dundas St - Street Lighting System Rehabilitation	280	-	-	-	-	-	-	-	280	280	-	-	-
<i>Street Lights Total:</i>			<i>280</i>	<i>-</i>	<i>-</i>	<i>-</i>	<i>-</i>	<i>-</i>	<i>-</i>	<i>-</i>	<i>280</i>	<i>280</i>	<i>-</i>	<i>-</i>	<i>-</i>
<i>Technical Studies & Reporting</i>															
City Wide	4031955916	Complete Liveable Better Streets Manual	50	-	-	-	-	-	-	-	50	50	-	-	-
City Wide	4032055588	O.Reg. 588/17 Compliance - Asset Management Plan Development	50	-	-	-	-	-	-	-	50	50	-	-	-
City Wide	4032118218	OSIM Bridge and Culvert Inspections	310	-	-	-	-	-	-	-	310	310	-	-	-
City Wide	4032118219	Structural Investigations and Reports	360	-	-	-	-	-	-	-	360	360	-	-	-
11	4032155140	Dickenson EA - Upper James to Upper Centennial	450	-	-	270	-	-	-	-	180	180	-	-	-
8	4032155141	West 5th EA - Rymal to Stone Church (SMA)	250	-	-	150	-	-	-	-	100	100	-	-	-
City Wide	4032155522	State of the Infrastructure - Asset Management	50	-	-	-	-	-	-	-	50	50	-	-	-
City Wide	4032155556	Mapping Update Program	40	-	-	-	-	-	-	-	40	40	-	-	-
City Wide	4032155744	TMP Modelling & Monitoring	50	-	-	-	-	-	-	-	50	50	-	-	-
12	4032180180	Smith Rd Class EA - (Garner to Dickenson Extension)	690	-	-	590	-	-	-	-	100	100	-	-	-
<i>Technical Studies & Reporting Total:</i>			<i>2,300</i>	<i>-</i>	<i>-</i>	<i>1,010</i>	<i>-</i>	<i>-</i>	<i>-</i>	<i>-</i>	<i>1,290</i>	<i>1,290</i>	<i>-</i>	<i>-</i>	<i>-</i>
<i>Traffic - APS</i>															
City Wide	4662120531	APS - Accessible Pedestrian Signals	100	-	-	-	-	-	-	-	100	100	-	-	-
<i>Traffic - APS Total:</i>			<i>100</i>	<i>-</i>	<i>-</i>	<i>-</i>	<i>-</i>	<i>-</i>	<i>-</i>	<i>-</i>	<i>100</i>	<i>100</i>	<i>-</i>	<i>-</i>	<i>-</i>
<i>Traffic - Pedestrian Signals</i>															
3	4662120526	New Intersection Pedestrian Signal (IPS) - Barton St and Milton Ave	170	-	-	-	-	-	-	-	170	170	-	-	-
3	4662120527	New Intersection Pedestrian Signal (IPS) - Sherman Ave and Dunsmure Road	170	-	-	-	-	-	-	-	170	170	-	-	-
3	4662120528	New Intersection Pedestrian Signal (IPS) - Wentworth & King William (near Cathedral High School)	170	-	-	-	-	-	-	-	170	170	-	-	-
8	4662120529	Upper James - Pedestrian Improvements	600	-	-	-	-	-	-	-	600	-	-	-	600
<i>Traffic - Pedestrian Signals Total:</i>			<i>1,110</i>	<i>-</i>	<i>-</i>	<i>-</i>	<i>-</i>	<i>-</i>	<i>-</i>	<i>-</i>	<i>1,110</i>	<i>510</i>	<i>-</i>	<i>-</i>	<i>600</i>
<i>Traffic Operations</i>															
City Wide	4031710715	Railway Crossings Upgrades	500	-	-	-	-	-	-	-	500	-	-	500	-
City Wide	4661920930	Neighbourhood Speed Reduction Initiative	450	-	-	-	-	-	-	-	450	-	-	-	450
City Wide	4662110012	Railway Roadway Crossings Rehabilitation Program	150	-	-	-	-	-	-	-	150	150	-	-	-
City Wide	4662115820	Traffic Counts Program	300	-	-	-	-	-	180	-	120	120	-	-	-
City Wide	4662116102	Traffic Calming	300	-	-	-	-	-	-	-	300	300	-	-	-
City Wide	4662120019	Traffic Controller Replacement Program	200	-	-	-	-	-	-	-	200	200	-	-	-
3	4662120132	Wentworth St Modifications	100	-	-	-	-	-	-	-	100	100	-	-	-
3	4662120140	New bump-outs at Barton & Lottridge and Barton & Barnesdale	60	-	-	-	-	-	-	-	60	60	-	-	-
City Wide	4662120720	Durable Plastic Pavement Marking Rehabilitation	500	-	-	-	-	-	-	-	500	500	-	-	-
City Wide	4662120722	Overhead Sign Structure	500	-	-	-	-	-	-	-	500	500	-	-	-
<i>Traffic Operations Total:</i>			<i>3,060</i>	<i>-</i>	<i>-</i>	<i>-</i>	<i>-</i>	<i>-</i>	<i>180</i>	<i>-</i>	<i>2,880</i>	<i>1,930</i>	<i>-</i>	<i>500</i>	<i>450</i>

Note: Projects listed for Police Services are subject to approval by the Hamilton Police Service Board.

City of Hamilton
Tax Capital Budget
2021 Capital Budget Project List
(000's)

City Ward	Project Number	Project Description	Gross Costs	Grants And Subsidies	Other External Revenue	Dev Charges (* Debt)	Reserves	WIP Reserves	WIP Other / Other Internal	WIP Debt	Net Cost	Financing Sources				
												From Operating	Debt	Federal Gas Tax	Other: Reserves Future Fund Dividends	
<u>Traffic Signals</u>																
City Wide	4662120011	Traffic Signal Upgrades	300	-	-	-	-	-	-	-	300	300	-	-	-	
11	4662120013	Traffic Signal Modernization - Nebo @ Rymal	200	-	-	-	-	-	-	-	200	-	-	-	200	
City Wide	4662120017	Traffic Signal LED Lighting Upgrade Program	200	-	-	-	-	-	150	-	50	-	-	50	-	
11	4662120126	New Traffic Signal - Nebo @ Twenty Rd	250	-	-	238	-	-	-	-	12	12	-	-	-	
City Wide	4662120522	Traffic Engineering - Signal Design & Contract Administration	250	-	-	-	-	-	200	-	50	50	-	-	-	
15	4662120540	Traffic Signal Modernization Coordinated with Construction	360	-	-	-	-	-	-	-	360	360	-	-	-	
<u>Traffic Signals Total:</u>			1,560	-	-	238	-	-	350	-	972	722	-	50	200	
<u>Traffic Study/Master Plan</u>																
City Wide	4032155820	Sustainable Mobility Program	250	-	-	-	-	-	-	-	250	250	-	-	-	
City Wide	4032155940	Transportation Tomorrow Survey	150	-	-	-	-	-	-	-	150	150	-	-	-	
<u>Traffic Study/Master Plan Total:</u>			400	-	-	-	-	-	-	-	400	400	-	-	-	
<u>Transportation Operations & Maintenance</u>																
3	4032041065	Snow Disposal Site - Yard Improvements	100	-	-	-	-	-	-	-	100	-	-	-	100	
City Wide	4032110005	Major Road Maintenance Program	1,000	-	-	-	-	-	-	-	1,000	-	-	-	1,000	
City Wide	4032111224	Sidewalk Rehabilitation Program	750	-	-	-	-	-	-	-	750	-	-	750	-	
City Wide	4032117241	Fencing/Sound Barrier Rehabilitation/Replacement within the Road Allowance	470	-	-	-	-	-	220	-	250	250	-	-	-	
City Wide	4032141762	Yard Facility Maintenance and Improvement Program	150	-	-	-	-	-	90	-	60	60	-	-	-	
City Wide	4032151410	Roads - Small Equipment Replacement	50	-	-	-	50	-	-	-	-	-	-	-	-	
City Wide	4042111351	Roads - Alleyway Rehabilitation	120	-	-	-	-	-	120	-	-	-	-	-	-	
City Wide	4042117384	Guide Rail Replacement Program	400	-	-	-	-	-	-	-	400	400	-	-	-	
City Wide	4662120048	Durable Pavement Markings (New Installations)	250	-	-	-	-	-	-	-	250	250	-	-	-	
City Wide	4662120050	Engagement Priorities - Vision Zero	50	-	-	-	50	-	-	-	-	-	-	-	-	
City Wide	4662120051	Education Priorities - Vision Zero	400	-	-	-	400	-	-	-	-	-	-	-	-	
City Wide	4662120052	Evaluation Priorities - Vision Zero	50	-	-	-	50	-	-	-	-	-	-	-	-	
City Wide	4662120053	Engineering Priorities - Vision Zero	300	-	-	-	300	-	-	-	-	-	-	-	-	
<u>Transportation Operations & Maintenance Total:</u>			4,090	-	-	-	850	-	430	-	2,810	960	-	750	1,100	
<u>Transportation Systems</u>																
1, 3, 5, 8, 14	4032017050	Bicycle Infrastructure Upgrades	170	-	-	-	-	-	-	-	170	-	-	170	-	
15	4032017051	Waterdown Traffic Management Implementation	80	-	-	-	-	-	-	-	80	80	-	-	-	
1, 2, 3, 4, 5, 8, 15	4032117053	Bicycle Boulevard (Neighbourhood Greenways) Program	200	-	-	-	-	-	-	-	200	-	-	200	-	
13	4032117054	Hatt Street Bikeway	100	-	-	90	-	-	-	-	10	10	-	-	-	
City Wide	4032117125	Active Transportation Connections (ICIP)	2,100	1,540	-	-	-	-	-	-	560	560	-	-	-	
City Wide	4662117124	On Street Bike Facilities	600	-	-	-	-	-	-	-	600	-	-	600	-	
2	4662117125	Hunter St Cycle Track	1,083	-	-	-	-	500	583	-	-	-	-	-	-	
<u>Transportation Systems Total:</u>			4,333	1,540	-	90	-	500	583	-	1,620	650	-	970	-	
<u>Urban Rehabilitation Program</u>																
9	4032011026	Mud - Paramont to Upper Centennial Parkway	800	-	-	-	-	-	-	-	800	300	-	500	-	
12	4032011028	Southcote - Garner to Highway 403 Bridge	540	-	-	324	-	-	-	-	216	216	-	-	-	
6, 7, 8, 12, 14	4032011045	LINC Rehabilitation - Asphalt Repair	1,200	-	-	-	-	-	-	-	1,200	-	-	1,200	-	
9	4032111020	Paramont - Atlas to Old Mud	3,500	-	-	-	-	-	600	-	2,900	-	-	2,900	-	
4	4032111022	Kenilworth - Barton to Roxborough	1,400	-	-	-	-	-	-	-	1,400	-	-	1,400	-	
3	4032111025	Charlton - Sherman Access to Wentworth	510	-	-	-	-	-	-	-	510	-	-	510	-	
8	4032111026	Stone Church - Upper James to Upper Wellington	1,200	-	-	-	-	-	1,200	-	-	-	-	-	-	

Note: Projects listed for Police Services are subject to approval by the Hamilton Police Service Board.

City of Hamilton
Tax Capital Budget
2021 Capital Budget Project List
(000's)

City Ward	Project Number	Project Description	Gross Costs	Grants And Subsidies	Other External Revenue	Dev Charges (* Debt)	Reserves	WIP Reserves	WIP Other / Other Internal	WIP Debt	Net Cost	Financing Sources				
												From Operating	Debt	Federal Gas Tax	Other: Reserves Future Fund Dividends	
12, 14	4032111028	Stone Church - Golf Links to Omni	1,600	-	-	-	-	-	1,600	-	-	-	-	-	-	-
12	4032111029	Wilson - Rousseaux to Filman	4,000	-	-	-	-	-	2,930	-	1,070	-	-	-	1,070	-
<i>Urban Rehabilitation Program Total:</i>			14,750	-	-	324	-	-	6,330	-	8,096	516	-	-	7,580	-
Roads Total:			111,907	1,540	-	29,260	5,320	500	12,523	-	62,764	25,647	-	-	33,927	3,190
Transit Services																
3, City Wide	5301785701	Transit Maintenance and Storage Facility (Cash Flow Project)	140,000	102,662	-	20,462 *	-	-	-	-	16,876	-	16,876	-	-	-
City Wide	5302184102	Real-Time Operations Management	2,250	1,650	-	-	-	-	-	-	600	-	600	-	-	-
City Wide	5302184101	Real-Time Information Infrastructure	2,000	1,467	-	-	-	-	-	-	533	-	533	-	-	-
City Wide	5302184103	A-Line Priority Bus Corridor	2,000	1,467	-	-	-	-	-	-	533	-	533	-	-	-
City Wide	5302184109	Ranger Equipment Replacement	2,000	1,467	-	-	-	-	-	-	533	-	533	-	-	-
City Wide	5302185803	Operator Washroom Conveniences and End of Line Rehab	150	-	-	-	-	-	-	-	150	150	-	-	-	-
City Wide	5302185804	Bus Stop Shelter Rehabilitation	125	-	-	-	-	-	-	-	125	125	-	-	-	-
City Wide	5302185902	Transit Shelter Expansion Program	150	-	-	-	150	-	-	-	-	-	-	-	-	-
City Wide	5301783700	HSR Bus Expansion Program - 10 Year Plan	4,080	2,992	-	330	758	-	-	-	-	-	-	-	-	-
City Wide	5302083001	HSR Expansion Buses - Modal Split	7,344	5,386	-	594	1,364	-	-	-	-	-	-	-	-	-
City Wide	5302183100	HSR Bus Replacement Program	31,524	22,237	-	-	9,287	-	-	-	-	-	-	-	-	-
City Wide	5302183101	Active Transportation Connections	1,200	880	-	-	320	-	-	-	-	-	-	-	-	-
City Wide	5302183503	Nonrevenue Vehicle Replace Program	69	-	-	-	69	-	-	-	-	-	-	-	-	-
Transit Services Total:			192,892	140,208	-	21,386	11,948	-	-	-	19,350	275	19,075	-	-	-
Waste Management																
City Wide	5122151101	Waste Collection Packer DriveCam Camera Upgrade	45	-	-	-	-	-	-	-	45	45	-	-	-	-
City Wide	5122191000	Glanbrook Landfill Capital Improvement Program	318	-	-	-	-	-	-	-	318	318	-	-	-	-
City Wide	5122192000	Closed Landfill Maintenance & Capital Improvement Program	384	-	-	-	-	-	-	-	384	384	-	-	-	-
City Wide	5122155137	Waste Management R & D Program	140	-	-	-	-	-	140	-	-	-	-	-	-	-
City Wide	5122194029	SWMMP - Recommendation 6: Alternative Disposal Facility	200	-	-	-	-	-	-	-	200	200	-	-	-	-
City Wide	5122195525	SWMMP Approvals	150	-	-	-	-	-	150	-	-	-	-	-	-	-
City Wide	5122194920	Environmental Services Legislative Compliance Program	185	-	-	-	-	-	-	-	185	185	-	-	-	-
City Wide	5121594511	Transfer Station/CRC Expansion & Capital Replacement	3,487	-	-	1,255 *	-	-	-	-	2,232	2,232	-	-	-	-
City Wide	5122193000	Maintenance & Capital Improvements to the Resource Recovery Centre (RRC) Program	295	-	-	93 *	-	-	-	-	202	202	-	-	-	-
City Wide	5122194000	Transfer Station/CRC Maintenance & Capital Improvement Program	217	-	-	-	-	-	-	-	217	217	-	-	-	-
City Wide	5122151102	Waste Collection Packers Reversing Safety Sensors	24	-	-	-	-	-	-	-	24	24	-	-	-	-
City Wide	5122190200	Diversion Container Replacement Program	950	-	-	86 *	-	-	637	-	227	227	-	-	-	-
City Wide	5122190700	Public Space & Special Event Containers	120	-	-	-	-	-	120	-	-	-	-	-	-	-
Waste Management Total:			6,515	-	-	1,434	-	-	1,047	-	4,034	4,034	-	-	-	-
West Harbour & Waterfront Strategic Initiatives																
2	4412106102	Bayfront Park Upgrades Ph 2 (Washrooms)	1,260	-	-	-	-	-	-	-	1,260	1,260	-	-	-	-
2	4412106103	Pier 8 - Streetscaping	1,000	-	-	-	-	-	-	-	1,000	1,000	-	-	-	-
2	4411506107	Pier 5-7 Marina Shoreline Rehab	1,200	-	-	-	-	-	-	-	1,200	1,200	-	-	-	-
2	4411606102	Pier 5-7 Boardwalk	4,800	-	-	-	-	-	-	-	4,800	4,800	-	-	-	-
2	4411606103	Pier 6 Artisan Village - CASH FLOW	600	-	-	-	-	-	-	-	600	600	-	-	-	-
2	4411806104	West Harbour Public Art	160	-	-	-	-	-	-	-	160	160	-	-	-	-
West Harbour & Waterfront Strategic Initiatives Total:			9,020	-	-	-	-	-	-	-	9,020	9,020	-	-	-	-
Public Works Tax Funded Total:			387,502	141,748	-	69,337	38,113	500	21,782	-	116,021	57,213	19,075	36,543	3,190	-
TOTAL 2021 CAPITAL PROJECTS REQUIRING APPROVAL:			472,202	155,439	25	78,761	46,113	500	21,998	-	169,365	86,657	29,076	36,543	17,090	-

Note: Projects listed for Police Services are subject to approval by the Hamilton Police Service Board.

City of Hamilton
 Tax Capital Budget
 2021 Capital Budget Project List
 (000's)

City Ward	Project Number	Project Description	Gross Costs	Grants And Subsidies	Other External Revenue	Dev Charges (* Debt)	Reserves	WIP Reserves	WIP Other / Other Internal	WIP Debt	Net Cost	Financing Sources			
												From Operating	Debt	Federal Gas Tax	Other: Reserves Future Fund Dividends
56,949 DC Debt															
For Reference															
Previously Approved 2021 Capital Program Projects															
<u>Outside Boards & Agencies</u>															
Police Services															
11, 12, 13, 14, 15	3762041002	Police Station 40 (New Division 4)	8,000	-	-	8,000	-	-	-	-	-	-	-	-	-
<u>Confidential Report FCS19080(a)</u>															
	Various	Various	713	495	-	-	-	-	218	-	-	-	-	-	-
<u>Public Works Tax Funded</u>															
Entertainment Facilities															
City Wide	3722051100	Tim Horton's Field End Guards	1,100	-	-	-	-	-	1,100	-	-	-	-	-	-
Open Space Development															
7, 8	4401656603	Sam Lawrence Park	251	-	-	-	251	-	-	-	-	-	-	-	-
Total Previously Approved 2021 Capital Program Projects			10,064	495	-	8,000	251	-	1,318	-	-	-	-	-	-
TOTAL 2021 CAPITAL PROGRAM			482,266	155,934	25	86,761	46,364	500	23,316	-	169,365	86,657	29,076	36,543	17,090

Note: Projects listed for Police Services are subject to approval by the Hamilton Police Service Board.

2021 Tax Supported Capital Projects Listings including Operating Impacts of Capital Recommended

Ward	Project	Project Description	Operating Costs (\$000's)	FTE'S (#)
Recommended				
City Manager				
City Manager				
City Wide	3381959501	Digital Office: Smart City and Digital Transformation Program	312.0	-
City Wide	3381858502	Enhancing City of Hamilton App for citizen services	-	-
City Wide	3381858503	Digital/Open Data Infrastructure	-	-
City Manager Total:			312.0	-
City Manager Total:			312.0	-
Corporate Services				
Customer Service & POA				
City Wide	2052157002	Replacement of Integrated Court Offences Network and Collections Administration Management Software	-	-
Customer Service & POA Total:			-	-
Finance				
City Wide	2052180510	DC Exemptions Recovery	-	-
City Wide	3382155301	2021 Development Charges' Bylaw Studies	-	-
Finance Total:			-	-
Information Technology (IT)				
City Wide	3501757702	Network Infrastructure Sustainability and Continuous Improvement	-	-
City Wide	3502157102	Firewall Purchase	-	-
City Wide	3501957909	IT Strategy - Strategic Theme Integrated & Connected	-	-
City Wide	3502157210	PeopleSoft Finance Tools Upgrade	-	-
City Wide	3502157211	PeopleSoft HRMS Tools Upgrade	-	-
City Wide	3502157101	Next Generation 9-1-1 (nG 9-1-1)	312.5	-
City Wide	3501957905	IT Strategy - Strategic Theme Enabling Our People	-	-
City Wide	3501957906	IT Strategy - Strategic Theme IT Optimization	-	-
City Wide	3502157202	IT Asset Management Program	357.0	2.0
City Wide	3502157602	IT Security	-	-
City Wide	3502157907	Business Systems and Services Continuity Plan	96.0	1.0
City Wide	3502057203	Payment Card Systems Review	100.0	1.0
Information Technology (IT) Total:			865.5	4.0
Corporate Services Total:			865.5	4.0
Council Initiatives				
Area Rating Special Capital Reinvestment				
14	3302109014	Ward 14 Capital Reinvestment	-	-
1	3302109100	Ward 1 Capital Reinvestment	-	-
2	3302109200	Ward 2 Capital Reinvestment	-	-
3	3302109300	Ward 3 Capital Reinvestment	-	-
4	3302109400	Ward 4 Capital Reinvestment	-	-
5	3302109500	Ward 5 Capital Reinvestment	-	-
6	3302109600	Ward 6 Capital Reinvestment	-	-
7	3302109700	Ward 7 Capital Reinvestment	-	-
8	3302109800	Ward 8 Capital Reinvestment	-	-
Area Rating Special Capital Reinvestment Total:			-	-
Council Strategic Projects				
City Wide	2110953900	Randle Reef Rehabilitation Project	-	-
City Wide	2112156401	Parkland Acquisition	-	-
Council Strategic Projects Total:			-	-
Council Initiatives Total:			-	-
Healthy and Safe Communities				
Hamilton Fire Department				
City Wide	7402151100	Annual Equipment Replacement	-	-
City Wide	7402151102	SCBA Complete Unit Replacement	363.0	-
15	7401841801	Waterdown New Station	-	15.0
Hamilton Fire Department Total:			363.0	15.0
Hamilton Paramedic Service				
City Wide	7642151101	Annual Equipment Replacement	-	-

2021 Tax Supported Capital Projects Listings including Operating Impacts of Capital Recommended

Ward	Project	Project Description	Operating Costs (\$000's)	FTE'S (#)
City Wide	7642151102	Automated CPR Units	177.0	-
City Wide	7642151100	Annual Vehicle Replacement	-	-
Hamilton Paramedic Service Total:			177.0	-
Healthy and Safe Communities- Other Divisions				
City Wide	6502141100	Human Services Integration - Continuous Improvement Projects	-	-
Healthy and Safe Communities- Other Divisions Total:			-	-
Housing Services				
City Wide	6731741609	Poverty Reduction Investment (PRI) - Affordable Rental Housing	-	-
City Wide	6731841610	Poverty Reduction Investment (PRI) - Indigenous Poverty Reduction	-	-
City Wide	6731841611	Poverty Reduction Investment (PRI) - Social Housing Repairs &	-	-
City Wide	6731941110	COCHI - Administration Yr 3	-	-
City Wide	6731941112	COCHI - Rent Supplement Yr 3	-	-
City Wide	6731941113	COCHI - Transitional Ops Yr 3	-	-
City Wide	6731941120	OPHI - Administration Yr 3	-	-
City Wide	6731941121	OPHI - Rental Housing Yr 3	-	-
City Wide	6731941122	OPHI - Ontario Renovates Yr 3	-	-
City Wide	6732041200	National Housing Strategy_CHH	-	-
City Wide	6732141302	Social Housing Capital Repairs and Regeneration	-	-
Housing Services Total:			-	-
Healthy and Safe Communities Total:			540.0	15.0
Outside Boards & Agencies				
CityHousing Hamilton				
City Wide	6182141602	City Housing Contribution	-	-
CityHousing Hamilton Total:			-	-
H.C.A. & Westfield Heritage Village				
City Wide	3802156100	Hamilton Conservation Authority Critical and Safety Projects	-	-
City Wide	3802158902	Westfield Heritage Village - Critical and/or Safety Projects	-	-
H.C.A. & Westfield Heritage Village Total:			-	-
Hamilton Beach Rescue (HBRU)				
City Wide	2862151700	HBRU Renovations & Equipment Purchases	-	-
Hamilton Beach Rescue (HBRU) Total:			-	-
Hamilton Public Library				
9	7501741601	Valley Park Library Expansion	-	-
Hamilton Public Library Total:			-	-
Police Services				
2, 5, 7	3761951812	Hamilton Police Stations- Roof Repairs and HVAC	-	-
City Wide	3762051007	Police Personal Issued Portable Radio Replacement	-	-
3, 4, 5, 9, 10	3762141101	Police Air-Cooled Chiller Replacement - East End	-	-
City Wide	3762151101	Police Glock Program	-	-
City Wide	3762151102	Ice Rescue Equipment	-	-
City Wide	3762151103	Mobile Command Centre	-	-
Police Services Total:			-	-
Outside Boards & Agencies Total:			-	-
Planning & Economic Development				
Commercial Districts and Small Business				
City Wide	8201703706	Community Downtowns and BIAs	7.2	-
City Wide	3621708002	Brownfield Development	-	-
City Wide	8201641800	Heritage Property Improvement Grants	-	-
City Wide	8201703100	Office Tenancy Assistance Program	-	-
2, 3, 4	8201703700	Barton/Kenilworth Commercial Corridor Building Improvement Grant Program	-	-
2, 3, 4	8201703701	Barton and Kenilworth Rebate of Planning and Building Fees	-	-
City Wide	8201703703	(BIA) Commercial Property Improvement Grant Program	-	-
City Wide	8201703704	Commercial Property Improvement Grant Program	-	-
Commercial Districts and Small Business Total:			7.2	-
Economic Development				
City Wide	3621708900	Economic Development Initiatives	-	-
City Wide	3621750301	Employment Land Banking (Interest)	-	-

2021 Tax Supported Capital Projects Listings including Operating Impacts of Capital Recommended

Ward	Project	Project Description	Operating Costs (\$000's)	FTE'S (#)
Economic Development Total:			-	-
Growth Management				
City Wide	4142146100	City Share of Servicing Costs under Subdivision Agreements	-	-
Growth Management Total:			-	-
Parking Services				
City Wide	4902141210	Fence Repairs	-	-
City Wide	4902141201	Surface Lots and Garage Repairs and Improvements	-	-
City Wide	4902141203	Surface Lot Lighting Replacement	-	-
2	4901945900	Waterproof Convention Parking	-	-
City Wide	4901951900	Electric Charging Stations	-	-
City Wide	4902141202	York Parkade Fire Door and Window Replacement	-	-
City Wide	4902157201	Parking Meter Mechanism and Housing Replacement	-	-
City Wide	4902157202	Coin Sorter	-	-
Parking Services Total:			-	-
Planning Services				
City Wide	8121957900	3D Model Development	-	-
City Wide	8101655600	Comprehensive Zoning By-Law	-	-
Planning Services Total:			-	-
Tourism & Culture				
City Wide	7202058201	Monument Restoration	-	-
4	7202141105	Steam Museum Shed Restoration	-	-
12	7202141210	Ancaster Old Town Hall Exterior Restoration	-	-
1	7202141212	Dundurn Cockpit Restoration	-	-
5	7202141217	Veevers Estate Tenant Improvements	-	-
City Wide	7202158212	Heritage Site Documentation Study	-	-
City Wide	7202058202	Collections Management	-	-
City Wide	7202158210	Built Heritage Inventory	-	-
5	7102158210	Public Art-Hamilton the Electric City	-	-
1	7102158211	Public Art Locke Street Marker	-	-
12	7102158212	Ancaster Memorial Arts Centre Public Art	-	-
1	7202041200	Dundurn Interior Restoration	-	-
2	7202141106	Whitehern Interior Conservation	-	-
1	7202141213	Dundurn HVAC Replacement	-	-
2	7202141218	Whitehern Exterior Shutter Conservation	-	-
City Wide	7202158213	Museum Development	-	-
Tourism & Culture Total:			-	-
Planning & Economic Development Total:			7.2	-
Public Works Tax Funded				
Corporate Facilities				
City Wide	3541849003	Backflow Prevention for Various Facilities	120.0	-
10	3542141910	Stoney Creek City Hall -RCMP Lease Capital Replacement	-	-
	3542050001	EFFM Facility Yard Relocation	-	-
City Wide	3542141009	Program - Compliance Remediation	-	-
City Wide	3542141409	Program - Facilities Code & Legislative Compliance	-	-
City Wide	3542141412	Program - Roof Management	-	-
City Wide	3542141532	Program - Facility Capital Maintenance	-	-
City Wide	3542151001	Program - Mechanical Infrastructure Life-cycle Renewal	-	-
City Wide	3542151900	Program - Generator Compliance Testing and Upgrades	-	-
City Wide	3542155100	Program - Corporate Facilities Audit	-	-
City Wide	3542141013	Program - Firestations Facility Upgrade	-	-
City Wide	3542141010	Program - Facility Upgrades to Hamilton Public Libraries	-	-
Corporate Facilities Total:			120.0	-
Energy Initiatives				
2, 9	7902149101	Rec Heat Reclaim & Controls Project	-	-
Energy Initiatives Total:			-	-
Entertainment Facilities				
2	3722141805	Program HCC, FOCH & FOC Lifecycle Renewal	-	-
City Wide	3722141100	Tim Horton's Field Turf Replacement	-	-

2021 Tax Supported Capital Projects Listings including Operating Impacts of Capital Recommended

Ward	Project	Project Description	Operating Costs (\$000's)	FTE'S (#)
Entertainment Facilities Total:			-	-
Fleet Services				
1, 2, 5, 6, 11, 12, 15	4942151103	Fuel site Restoration	-	-
City Wide	4942151004	Street Sweeper Purchase	-	-
City Wide	4942151100	Fleet Vehicle&Equipment Replace Program	-	-
Fleet Services Total:			-	-
Forestry & Horticulture				
City Wide	4452149101	Irrigation Upgrades	-	-
City Wide	4452141101	Tropical Green House Capital Maintenance	-	-
City Wide	4451153001	Emerald Ash Borer (EAB) Management Plan Council Cost (Option 3)	-	-
City Wide	4452153101	Tree Inventory	-	-
City Wide	4452153444	Tree Planting Program	21.2	-
Forestry & Horticulture Total:			21.2	-
Long Term Care Facilities				
City Wide	6302141100	Macassa and Wentworth Lodges Roof	-	-
City Wide	6302141101	Program - ML & WL Facility Capital Maintenance	-	-
City Wide	6302141102	Macassa Lodge D-Wing	-	-
City Wide	6302151100	ML BAS Upgrade	-	-
City Wide	6302151101	Macassa Lodge Carpet Removal	-	-
1, 2, 3, 4, 5, 6, 7, 8, 9, 10, 11, 12, 13, 14, 15,	6302151102	Program - ML & WL Keyscan and Hardware	-	-
City Wide	6302151103	Program - ML & WL Equipment Life-cycle Renewal	-	-
Long Term Care Facilities Total:			-	-
O & M - Parks & Cemeteries				
City Wide	4402053001	Cemetery Document Digitization	-	-
City Wide	4402149007	Cemetery Columbarium	-	-
City Wide	4402149009	Sport Lighting	-	-
City Wide	4402149100	Stair Replacement and Repair Program	-	-
City Wide	4402152600	Playground Lifecycle Replacement Program	-	-
City Wide	4402156001	Leash Free Dog Park Program	2.0	-
City Wide	4402145800	Urban Park Parking Lot Paving Program	-	-
City Wide	4402151001	Equipment Upgrades	-	-
City Wide	4402151601	Equipment Acquisition (DC) Program	76.0	-
City Wide	4402151700	Small Equipment Replacement (Reserve) Program	-	-
5	4402151903	Confederation Beach Park - Capital Maintenance Program	-	-
City Wide	4402149101	Park Pathway Resurfacing Program	-	-
City Wide	4402152100	CSA Safety Material Replacement Program	-	-
City Wide	4402111601	Cemetery Roads Rehabilitation Program	-	-
City Wide	4402149003	Backflow Prevention for Various Parks Facilities	135.0	-
City Wide	4402154699	Tennis and Multi -use Court Rehabilitation Program	-	-
O & M - Parks & Cemeteries Total:			213.0	-
Open Space Development				
6, 9	4401056060	Open Space Replacement Strategy-East Mtn Trail Loop	-	-
5	4401356801	Confederation Park Redevelopment	271.1	1.3
4	4401956904	Andrew Warburton Memorial Park	-	-
15	4401956906	Gatesbury Park	5.0	-
8	4402056008	Southam Park Master Plan	-	-
2	4402056918	Beasley Park Rehabilitation Phase 2 - Kelly Street Pedestrianization	-	-
City Wide	4402155600	Parks Testing and Reporting	-	-
8	4402156002	Ryckman's Park Pathway	2.0	-
11	4402156111	Lancaster Heights - Developer Build	47.5	0.5
1	4402156117	Victoria Park Spray Pad Replacement	-	-
4	4402156119	R.T. Steele Park	-	-
10	4402156120	Cherry Beach Park	-	-
12	4402156121	Tiffany Hills Park Pathway Connection to School	-	-
City Wide	4402156123	Citywide Park Master Plan	-	-
6, 7	4402156124	Mountain Drive Park Redevelopment	-	-

2021 Tax Supported Capital Projects Listings including Operating Impacts of Capital Recommended

Ward	Project	Project Description	Operating Costs (\$000's)	FTE'S (#)
8	4402156125	William Connell Park - Entrance Improvement	-	-
3	4401256520	Gage Park Redevelopment	-	-
City Wide	4401858800	Skatepark Facility - Recreation study implementation	11.0	-
7	4401956929	HRTMP Initiative 7-1 - Limeridge Mall Hydro Corridor Trail	35.0	-
City Wide	4402156006	Rail Trail Improvements	-	-
City Wide	4402156104	Recreational Trails Master Plan study update	-	-
4	4402156122	HRTMP Initiatives #4-4 and 5-6 - Hydro Corridor: Barton Street to Greenhill Avenue	-	-
Open Space Development Total:			371.6	1.8
Recreation Facilities				
City Wide	7102154536	Program - Arena Retrofits	-	-
5	7102054002	Confederation Park Sports Park Buildings	-	0.5
9	7101754706	Valley Park Community Centre Fit-up	150.0	1.0
City Wide	7102151001	Program - Mechanical Infrastructure Life-cycle renewal	-	-
City Wide	7102154702	Program - Facility Capital Maintenance	-	-
City Wide	7102155101	Program - Recreation Facilities Audit	-	-
City Wide	7102154105	Program - Park & Fieldhouse Retrofits	-	-
City Wide	7102145215	Program - Parking Lot Management	-	-
City Wide	7102154508	Public Use Feasibility Needs & Study	-	-
4	7101558501	Parkdale Outdoor Pool Redevelopment & Expansion	-	-
5	7101754805	Sir Wilfrid Laurier Gymnasium Addition.	260.0	-
City Wide	7102141706	Program - Recreation Centre Retrofits	-	-
City Wide	7102154216	Program - Roof Management	-	-
City Wide	7102154703	Program - Senior Centre Retrofits	-	-
Recreation Facilities Total:			410.0	1.5
Roads				
<u>Asset Preservation</u>				
2	4031919119	Sheaffe / Park / Mulberry (Central Neighbourhood (North))	-	-
<u>Asset Preservation Total:</u>			-	-
<u>Bridges & Structures</u>				
13	4031618090	Bridge 090 - McMurray St, 100m s/o of Hatt St	-	-
9	4031818366	Bridge 366 - Mud St W, 320m e/o Paramount Dr	-	-
5	4031818407	Bridge 407 - Queenston Rd, 320m e/o Lake Ave	-	-
11	4031818437	Bridge 437 - Miles Rd, 610m s/o Dickenson Rd E	-	-
12	4032018019	Bridge 019 - Norman Rd, 555m e/o Sager Rd	-	-
13	4032018248	Bridge 248 - King St W, 145m w/o Bond to Woodleys Lane	-	-
12	4032018372	Bridge 372 - Wilson St E, 1700m e/o Rousseaux St (south side original culvert)	-	-
11	4032018414	Bridge 414 - Miles Road, 130m s/o Dickenson Rd E	-	-
2, 8	4032117144	Claremont Access - Steel Facing Walls 1 & 2 Removal	-	-
City Wide	4032118216	Bridge and Culvert Maintenance - T.O.M.	-	-
City Wide	4032118217	Bridge and Culvert Major Maintenance - Engineering Services	-	-
13	4032118279	Bridge 279 - Safari, 50m east of Cooper	-	-
1	4032118282	Bridge 282 - Longwood over Hwy 403	-	-
3	4032118329	Bridge 329 - Burlington St E over Wilcox St	-	-
City Wide	4032155145	Escarpment Erosion Study	-	-
City Wide	4042110004	Escarpment Slope & Appurtenance Stabilization Program	-	-
City Wide	4042110417	Retaining Wall Rehabilitation Program	-	-
<u>Bridges & Structures Total:</u>			-	-
<u>Computer Technology</u>				
City Wide	4031957944	PW Asset Management (PW-AM) System Implementation - CASH FLOW	-	-
<u>Computer Technology Total:</u>			-	-
<u>Council Priority</u>				
1	4031911601	Council Priority - Ward 1 Minor Rehabilitation	-	-
2	4031911602	Council Priority - Ward 2 Minor Rehabilitation	-	-
3	4031911603	Council Priority - Ward 3 Minor Rehabilitation	-	-
4	4031911604	Council Priority - Ward 4 Minor Rehabilitation	-	-
5	4031911605	Council Priority - Ward 5 Minor Rehabilitation	-	-
6	4031911606	Council Priority - Ward 6 Minor Rehabilitation	-	-

2021 Tax Supported Capital Projects Listings including Operating Impacts of Capital Recommended

Ward	Project	Project Description	Operating Costs (\$000's)	FTE'S (#)
7	4031911607	Council Priority - Ward 7 Minor Rehabilitation	-	-
8	4031911608	Council Priority - Ward 8 Minor Rehabilitation	-	-
9	4031911609	Council Priority - Ward 9 Minor Rehabilitation	-	-
10	4031911610	Council Priority - Ward 10 Minor Rehabilitation	-	-
11	4031911611	Council Priority - Ward 11 Minor Rehabilitation	-	-
12	4031911612	Council Priority - Ward 12 Minor Rehabilitation	-	-
13	4031911613	Council Priority - Ward 13 Minor Rehabilitation	-	-
14	4031911614	Council Priority - Ward 14 Minor Rehabilitation	-	-
15	4031911615	Council Priority - Ward 15 Minor Rehabilitation	-	-
4	4031919115	Delena / Beland / Dunsmore	-	-
5	4032119106	Kelvin - Old Orchard to south end	-	-
5	4242109501	A/R - Albright - Quigley to 190nm w/o Nicklaus	-	-
5	4242109502	A/R - Greenford - Queenston to south end	-	-
6	4242109601	A/R - East 43rd - Fennell to Queensdale	-	-
6	4242109602	A/R - Carson / Landron	-	-
8	4242109801	A/R - Inverness & Arcade (within Southam Neighbourhood)	-	-
8	4242109802	A/R - Monarch & West 2nd (within Bonnington Neighbourhood)	-	-
<u>Council Priority Total:</u>			-	-
<u>Development Engineering</u>				
15	4031380390	East-West Road Corridor (Waterdown By-Pass) CASH FLOW	-	-
6, 11	4031580584	RHBP - Nebo - Rymal to Twenty	-	-
9	4031580589	Rymal - Fletcher to Upper Centennial	-	-
7, 8	4032080288	Upper Wellington - Stone Church to Limeridge	-	-
11	4032155180	Airport Road Class EA - Upper James to Glanaster Road	-	-
11	4032180184	Dickenson - Upper James to Glanaster (AEGD)	-	-
12	4032180185	Southcote Class EA - Book to Garner	-	-
12	4032180188	Trinity Road South - Cormorant Road to approximately 200m southerly	-	-
City Wide	4032180582	Development Road Urbanization	-	-
<u>Development Engineering Total:</u>			-	-
<u>Distribution (Water)</u>				
City Wide	4032162073	Field Data Systems Program	-	-
<u>Distribution (Water) Total:</u>			-	-
<u>Other</u>				
City Wide	4032101099	Engineering Services Staffing Costs - Road	-	-
City Wide	4032158001	Consultation and Accommodation	-	-
<u>Other Total:</u>			-	-
<u>Parking Lot</u>				
6	4662141105	Repaving of 1375 Upper Ottawa rear lot	-	-
<u>Parking Lot Total:</u>			-	-
<u>Replacement Program</u>				
2	4031911028	Strachan - James to east end	-	-
4	4031919110	Barton - Parkdale to Talbot	-	-
1	4032019103	Marion - Longwood to Dromore	-	-
13	4032019105	Glenmorris / Underhill / Sleepy Hollow / Wilmar (York Heights / Hunter NBHD)	-	-
City Wide	4032110006	Minor Construction Program	-	-
City Wide	4032111225	Geotechnical Investigation Program	-	-
City Wide	4032114405	Contaminated Soil & Rock Disposal Program	-	-
10	4032119102	Arvin - Dosco to Jones	-	-
13	4032119104	Hatt & Bond - King to Market	-	-
4	4032119105	Barton - Ottawa to Kenilworth	-	-
6	4032119108	Concession / Mountain Brow - Upper Gage to Oakcrest	-	-
14	4032119109	Scenic - Mohawk to Chateau Crt	-	-
13	4032119111	Highway 8 - Bond to Woodleys Lane	4.0	-
4	4032119112	Strathearne - Main to Britannia	-	-
10	4032119114	Pinelands / Teal / Garden / Community / Greensfield	-	-
4	4032119115	Strathearne - Brampton to gate at north end	-	-
3	4032119122	Barton - Sherman to Ottawa	-	-
City Wide	4032149555	QA-QC Service Contract Program	-	-

2021 Tax Supported Capital Projects Listings including Operating Impacts of Capital Recommended

Ward	Project	Project Description	Operating Costs (\$000's)	FTE'S (#)
<u>Replacement Program Total:</u>			4.0	-
<u>Retaining Wall</u>				
10	4032011024	Fifty Road Escarpment Access - Retaining Walls	-	-
13	4032110011	Highway 8 Escarpment Access Retaining Wall Replacements (Dundas) - Woodleys Lane to Bridge 248	-	-
<u>Retaining Wall Total:</u>			-	-
<u>Road OPS Growth</u>				
City Wide	4032121350	Fleet Additions - Roads O&M	-	-
<u>Road OPS Growth Total:</u>			-	-
<u>Rural Rehabilitation Program</u>				
13	4032111021	Brock - Concession 4 W to Safari	-	-
12	4032111024	Southcote - Book to Garner	-	-
City Wide	4032117677	Pavement Preventative Maintenance Program	-	-
<u>Rural Rehabilitation Program Total:</u>			-	-
<u>Sidewalks</u>				
City Wide	4032111222	New Sidewalk Program	-	-
<u>Sidewalks Total:</u>			-	-
<u>Street Lights</u>				
13	4662110018	Cootes Drive: Spencer Creek to East St N / Dundas St - Street Lighting System Rehabilitation	-	-
<u>Street Lights Total:</u>			-	-
<u>Technical Studies & Reporting</u>				
City Wide	4031955916	Complete Liveable Better Streets Manual	-	-
City Wide	4032055588	O.Reg. 588/17 Compliance - Asset Management Plan Development	-	-
City Wide	4032118218	OSIM Bridge and Culvert Inspections	-	-
City Wide	4032118219	Structural Investigations and Reports	-	-
11	4032155140	Dickenson EA - Upper James to Upper Centennial	-	-
8	4032155141	West 5th EA - Rymal to Stone Church (SMA)	-	-
City Wide	4032155522	State of the Infrastructure - Asset Management	-	-
City Wide	4032155556	Mapping Update Program	-	-
City Wide	4032155744	TMP Modelling & Monitoring	-	-
12	4032180180	Smith Rd Class EA - (Garner to Dickenson Extension)	-	-
<u>Technical Studies & Reporting Total:</u>			-	-
<u>Traffic - APS</u>				
City Wide	4662120531	APS - Accessible Pedestrian Signals	16.8	0.2
<u>Traffic - APS Total:</u>			16.8	0.2
<u>Traffic - Pedestrian Signals</u>				
3	4662120526	New Intersection Pedestrian Signal (IPS) - Barton St and Milton Ave	-	-
3	4662120527	New Intersection Pedestrian Signal (IPS) - Sherman Ave and Dunsmore Road	-	-
3	4662120528	New Intersection Pedestrian Signal (IPS) - Wentworth & King William (near Cathedral High School)	-	-
8	4662120529	Upper James - Pedestrian Improvements	-	-
<u>Traffic - Pedestrian Signals Total:</u>			-	-
<u>Traffic Operations</u>				
City Wide	4031710715	Railway Crossings Upgrades	-	-
City Wide	4661920930	Neighbourhood Speed Reduction Initiative	-	-
City Wide	4662110012	Railway Roadway Crossings Rehabilitation Program	-	-
City Wide	4662115820	Traffic Counts Program	-	-
City Wide	4662116102	Traffic Calming	-	-
City Wide	4662120019	Traffic Controller Replacement Program	-	-
3	4662120132	Wentworth St Modifications	-	-
3	4662120140	New bump-outs at Barton & Lottridge and Barton & Barnesdale	-	-
City Wide	4662120720	Durable Plastic Pavement Marking Rehabilitation	-	-
City Wide	4662120722	Overhead Sign Structure	-	-
<u>Traffic Operations Total:</u>			-	-
<u>Traffic Signals</u>				
City Wide	4662120011	Traffic Signal Upgrades	-	-
11	4662120013	Traffic Signal Modernization - Nebo @ Rymal	-	-
City Wide	4662120017	Traffic Signal LED Lighting Upgrade Program	-	-

2021 Tax Supported Capital Projects Listings including Operating Impacts of Capital Recommended

Ward	Project	Project Description	Operating Costs (\$000's)	FTE'S (#)
11	4662120126	New Traffic Signal - Nebo @ Twenty Rd	13.6	0.1
City Wide	4662120522	Traffic Engineering - Signal Design & Contract Administration	-	-
15	4662120540	Traffic Signal Modernization Coordinated with Construction	-	-
<u>Traffic Signals Total:</u>			13.6	0.1
<u>Traffic Study/Master Plan</u>				
City Wide	4032155820	Sustainable Mobility Program	-	-
City Wide	4032155940	Transportation Tomorrow Survey	-	-
<u>Traffic Study/Master Plan Total:</u>			-	-
<u>Transportation Operations & Maintenance</u>				
3	4032041065	Snow Disposal Site - Yard Improvements	-	-
City Wide	4032110005	Major Road Maintenance Program	-	-
City Wide	4032111224	Sidewalk Rehabilitation Program	-	-
City Wide	4032117241	Fencing/Sound Barrier Rehabilitation/Replacement within the Road Allowance	-	-
City Wide	4032141762	Yard Facility Maintenance and Improvement Program	-	-
City Wide	4032151410	Roads - Small Equipment Replacement	-	-
City Wide	4042111351	Roads - Alleyway Rehabilitation	-	-
City Wide	4042117384	Guide Rail Replacement Program	-	-
City Wide	4662120048	Durable Pavement Markings (New Installations)	-	-
City Wide	4662120050	Engagement Priorities - Vision Zero	-	-
City Wide	4662120051	Education Priorities - Vision Zero	-	-
City Wide	4662120052	Evaluation Priorities - Vision Zero	-	-
City Wide	4662120053	Engineering Priorities - Vision Zero	-	-
<u>Transportation Operations & Maintenance Total:</u>			-	-
<u>Transportation Systems</u>				
1, 3, 5, 8, 14	4032017050	Bicycle Infrastructure Upgrades	-	-
15	4032017051	Waterdown Traffic Management Implementation	-	-
1, 2, 3, 4, 5, 8, 15	4032117053	Bicycle Boulevard (Neighbourhood Greenways) Program	-	-
13	4032117054	Hatt Street Bikeway	-	-
City Wide	4032117125	Active Transportation Connections (ICIP)	-	-
City Wide	4662117124	On Street Bike Facilities	100.0	-
2	4662117125	Hunter St Cycle Track	-	-
<u>Transportation Systems Total:</u>			100.0	-
<u>Urban Rehabilitation Program</u>				
9	4032011026	Mud - Paramount to Upper Centennial Parkway	-	-
12	4032011028	Southcote - Garner to Highway 403 Bridge	-	-
6, 7, 8, 12, 14	4032011045	LINC Rehabilitation - Asphalt Repair	-	-
9	4032111020	Paramount - Atlas to Old Mud	-	-
4	4032111022	Kenilworth - Barton to Roxborough	-	-
3	4032111025	Charlton - Sherman Access to Wentworth	-	-
8	4032111026	Stone Church - Upper James to Upper Wellington	-	-
12, 14	4032111028	Stone Church - Golf Links to Omni	-	-
12	4032111029	Wilson - Rousseaux to Filman	-	-
<u>Urban Rehabilitation Program Total:</u>			-	-
Roads Total:			134.4	0.2
<u>Transit Services</u>				
3, City Wide	5301785701	Transit Maintenance and Storage Facility (Cash Flow Project)	-	21.0
City Wide	5302184102	Real-Time Operations Management	100.0	-
City Wide	5302184101	Real-Time Information Infrastructure	-	-
City Wide	5302184103	A-Line Priority Bus Corridor	-	-
City Wide	5302184109	Ranger Equipment Replacement	-	-
City Wide	5302185803	Operator Washroom Conveniences and End of Line Rehab	310.0	-
City Wide	5302185804	Bus Stop Shelter Rehabilitation	-	-
City Wide	5302185902	Transit Shelter Expansion Program	80.0	-
City Wide	5301783700	HSR Bus Expansion Program - 10 Year Plan	1,190.0	14.0
City Wide	5302083001	HSR Expansion Buses - Modal Split	2,143.0	21.0
City Wide	5302183100	HSR Bus Replacement Program	-	-

2021 Tax Supported Capital Projects Listings including Operating Impacts of Capital Recommended

Ward	Project	Project Description	Operating Costs (\$000's)	FTE'S (#)
City Wide	5302183101	Active Transportation Connections	-	-
City Wide	5302183503	Nonrevenue Vehicle Replace Program	-	-
Transit Services Total:			3,823.0	56.0
Waste Management				
City Wide	5122151101	Waste Collection Packer DriveCam Camera Upgrade	-	-
City Wide	5122191000	Glanbrook Landfill Capital Improvement Program	-	-
City Wide	5122192000	Closed Landfill Maintenance & Capital Improvement Program	-	-
City Wide	5122155137	Waste Management R & D Program	-	-
City Wide	5122194029	SWMMP - Recommendation 6: Alternative Disposal Facility	-	-
City Wide	5122195525	SWMMP Approvals	-	-
City Wide	5122194920	Environmental Services Legislative Compliance Program	-	-
City Wide	5121594511	Transfer Station/CRC Expansion & Capital Replacement	-	-
City Wide	5122193000	Maintenance & Capital Improvements to the Resource Recovery Centre	-	-
City Wide	5122194000	Transfer Station/CRC Maintenance & Capital Improvement Program	-	-
City Wide	5122151102	Waste Collection Packers Reversing Safety Sensors	-	-
City Wide	5122190200	Diversion Container Replacement Program	-	-
City Wide	5122190700	Public Space & Special Event Containers	-	-
Waste Management Total:			-	-
West Harbour & Waterfront Strategic Initiatives				
2	4412106102	Bayfront Park Upgrades Ph 2 (Washrooms)	-	-
2	4412106103	Pier 8 - Streetscaping	-	-
2	4411506107	Pier 5-7 Marina Shoreline Rehab	-	-
2	4411606102	Pier 5-7 Boardwalk	-	0.3
2	4411606103	Pier 6 Artisan Village - CASH FLOW	-	-
2	4411806104	West Harbour Public Art	-	-
West Harbour & Waterfront Strategic Initiatives Total:			-	0.3
Public Works Tax Funded Total:			5,093.2	59.9
Total Recommended Projects:			6,817.9	78.9

Discretionary Tax Supported Net Capital Funding 2021 - 2030 Forecast

Sources of Funding (Net) (\$000's)	2020 Final	2021 Proposed	2022 Forecast	2023 Forecast	2024 Forecast	2025 Forecast	2026 Forecast	2027 Forecast	2028 Forecast	2029 Forecast	2030 Forecast	Totals 2021-2030
Sustainable Funding Sources												
Contribution from Operating	82,237	86,657	87,107	94,295	98,788	102,813	110,108	114,274	116,028	119,036	128,755	1,057,862
HUC/Alectra Dividends	2,300	2,300	2,300	2,300	2,300	2,300	2,300	2,300	2,300	2,300	2,300	23,000
HUC/Alectra Dividends - Poverty reduction	3,000	3,000	3,000	3,000	3,000	3,000	3,000	3,000	-	-	-	21,000
Future Fund - Poverty Reduction	4,000	4,000	-	-	-	-	-	-	-	-	-	4,000
Federal Gas Tax	29,576	36,543	34,057	35,537	35,537	35,537	35,537	35,537	35,537	35,537	35,537	354,896
Previous Yrs. Capital Financing Surplus	4,800	-	-	-	-	-	-	-	-	-	-	-
Total Sustainable Funding Sources	125,913	132,500	126,464	135,132	139,625	143,650	150,945	155,111	153,865	156,873	166,592	1,460,758
Non-Sustainable Funding Sources												
Unallocated / Other Capital Reserve	-	4,600	-	-	-	-	-	-	-	-	-	4,600
COVID-19 Reserve	-	1,100	-	-	-	-	-	-	-	-	-	1,100
Roads, Bridges and Traffic Capital Reserve	-	2,090	-	-	-	-	-	-	-	-	-	2,090
Total Non-Sustainable Funding Sources	-	7,790	-	-	-	-	-	-	-	-	-	7,790
Total New External Debt (Principal)	31,519	29,076	42,839	18,005	43,922	10,650	40,242	40,700	40,000	11,386	6,734	283,554
Total Funding (Net)	157,432	169,365	169,303	153,137	183,547	154,300	191,187	195,811	193,865	168,259	173,326	1,752,102
Net Capital Funding (Block Funding) (\$000's)												
Corporate Services	202	90	90	90	90	90	90	90	90	90	90	900
Information Technology	983	8,138	800	-	-	-	-	-	-	-	-	8,938
Corporate Facilities	4,745	5,540	4,583	4,583	4,583	4,583	4,583	4,583	4,583	4,583	4,583	46,787
Cultural Facilities	1,702	1,702	1,702	1,702	1,702	1,702	1,702	1,702	1,702	1,702	1,702	17,020
DC exemptions	8,500	8,500	10,000	10,000	10,000	10,000	10,000	10,000	10,000	10,000	10,000	98,500
Downtowns & Commercial Districts	2,210	2,210	2,210	2,210	2,210	2,210	2,210	2,210	2,210	2,210	2,210	22,100
Economic Development Initiatives	-	2,000	2,000	2,000	2,000	2,000	2,000	2,000	2,000	2,000	2,000	20,000
Entertainment Facilities	800	800	-	-	-	-	-	-	-	-	-	800
Fire / Paramedic Services	1,000	5,940	1,000	1,000	1,000	1,000	1,000	1,000	1,000	1,000	1,000	14,940
Forestry & Horticulture	1,345	1,565	1,345	1,345	1,345	1,345	1,345	1,345	1,345	1,345	1,345	13,670
Health and Safe Communities - Other Div	160	160	160	160	160	160	160	160	160	160	160	1,600
Housing Services	7,500	7,500	3,500	3,500	3,500	3,500	3,500	3,500	500	500	500	30,000
Long Term Care Facilities	752	500	500	500	500	500	500	500	500	500	500	5,000
Park Development (New/Expansion)	2,503	3,590	3,241	3,241	3,241	3,241	3,241	3,241	3,241	3,241	3,241	32,759
Park's Operations	1,138	1,678	1,138	1,138	1,138	1,138	1,138	1,138	1,138	1,138	1,138	11,920
Parkland Acquisition	2,500	1,500	1,500	1,500	1,500	1,500	1,500	1,500	1,500	1,500	1,500	15,000
Planning / Development	543	639	130	130	130	130	130	130	130	130	130	1,809
Recreation Facilities	4,695	4,581	4,580	4,580	4,580	4,580	4,580	5,100	5,100	5,100	5,100	47,881
Roads / Bridges / Sidewalk / Street Lighting / Traffic	59,189	62,764	63,319	65,852	68,486	71,226	74,075	77,038	80,119	83,324	86,657	732,861
Block Funding Total	100,467	119,397	101,798	103,531	106,165	108,905	111,754	115,237	115,318	118,523	121,856	1,122,485

Note: Police Services total is subject approval by the Hamilton Police Service Board.

Discretionary Tax Supported Net Capital Funding 2021 - 2030 Forecast

Net Capital Funding (Corporate Initiatives) (\$000's)	2020 Final	2021 Proposed	2022 Forecast	2023 Forecast	2024 Forecast	2025 Forecast	2026 Forecast	2027 Forecast	2028 Forecast	2029 Forecast	2030 Forecast	Totals 2021-2030
Ash Borer	2,600	2,600	2,600	-	-	-	-	-	-	-	-	5,200
City Manager	200	425	425	100	-	-	-	-	-	-	-	950
Provision for ICIP	5,000											-
Provision for in-year S.O.G.R/Boards & Agencies	414											-
Stadium Precinct Master Plan	-	-	8,291	-	-	-	-	-	-	-	-	8,291
National Housing Strategy	10,000	10,000	10,000	10,000	10,000	10,000	10,000	10,000	10,000	10,000	10,000	90,000
Coporate Capital Initiatives (former HEF)		-	800	800	800	800	800	800	800	800	800	7,200
Randle Reef	375	500	-	-	-	-	-	-	-	-	-	500
Transit & ICIP	18,901	19,350	9,735	733	867	200	200	8,725	3,900	3,900	3,900	51,510
Waste Management	7,495	4,034	9,842	3,331	12,422	3,125	100,482	102,052	59,459	3,070	545	298,362
West Harbour Development	7,450	9,020	11,930	7,472	21,168	650	242	700	-	1,037	-	52,219
Corporate Initiatives Total	52,435	45,929	53,623	22,436	45,257	14,775	111,724	122,277	74,159	18,807	5,245	514,232
Total Block & Corporate Initiatives	152,902	165,326	155,421	125,967	151,422	123,680	223,478	237,514	189,477	137,330	127,101	1,636,717
Net Capital Funding (Boards & Agencies) (\$000's)	2020 Final	2021 Proposed	2022 Forecast	2023 Forecast	2024 Forecast	2025 Forecast	2026 Forecast	2027 Forecast	2028 Forecast	2029 Forecast	2030 Forecast	Totals 2021-2030
CityHousing Hamilton	500	500	500	500	500	500	500	500	500	500	500	5,000
Hamilton Conservation Authority	2,000	2,000	2,000	2,000	2,000	2,000	2,000	2,000	2,000	2,000	2,000	20,000
Library	750	-	2,854	-	12,087	-	-	-	-	349	6,734	22,024
Police Services	1,280	1,540	1,625	1,400	1,400	-	1,300	-	-	-	-	7,265
Boards & Agencies Total	4,530	4,040	6,979	3,900	15,987	2,500	3,800	2,500	2,500	2,849	9,234	54,289
Total Expenditures (Net of Surplus/Shortfall)	157,432	169,365	162,400	129,867	167,409	126,180	227,278	240,014	191,977	140,179	136,335	1,691,006
Unallocated - Surplus(Shortfall)	-	0	6,902	23,270	16,138	28,120	(36,090)	(44,203)	1,888	28,080	36,991	61,096
Total Expenditures (Net of Surplus/Shortfall)	157,432	169,365	169,303	153,137	183,547	154,300	191,187	195,811	193,865	168,259	173,326	1,752,102
Less: Previously Approved	(18,589)	-	-	-	-	-	-	-	-	-	-	-
Net Capital Funding Requiring Approval	138,843	169,365	169,303	153,137	183,547	154,300	191,187	195,811	193,865	168,259	173,326	1,752,102
Net Capital Funding Available	-	-	-	-	-	-	-	-	-	-	-	-

Note: Police Services total is subject approval by the Hamilton Police Service Board.

**2021 Tax Supported Capital Budget
Reserve Funding by Reserve & Project
(\$000's)**

<u>RESERVE FUNDING</u>		<u>2021 Funding</u>
<u>Vehicle & Equipment Replacement Reserves</u>		
100031	Hamilton Fire Department - Equipment Replacement	
7402151100	Annual Equipment Replacement	1,199
100033	Hamilton Paramedic Service - Equipment Replacement	
7642151101	Annual Equipment Replacement	274
100034	Small Equipment Environmental Services	
4402151700	Small Equipment Replacement (Reserve) Program	75
110005	Hamilton Beach Rescue	
2862151700	HBRU Renovations & Equipment Purchases	70
110022	Vehicle Replacement Paramedics	
7642151100	Annual Vehicle Replacement	2,113
110025	Vehicle Replace Central Garage	
4942151004	Street Sweeper Purchase	765
4942151100	Fleet Vehicle&Equipment Replace Program	9,465
4942151103	Fuel site Restoration	402
		<hr/> 10,632
110030	Vehicle Replacement Transit	
5301783700	HSR Bus Expansion Program - 10 Year Plan	758
5302083001	HSR Expansion Buses - Modal Split	1,364
5302183100	HSR Bus Replacement Program	9,287
5302183101	Active Transportation Connections	320
5302183503	Nonrevenue Vehicle Replace Program	69
		<hr/> 11,798
110040	Equipment Replace-Operations	
4032151410	Roads - Small Equipment Replacement	50
	<i>Total Vehicle & Equipment Replacement Reserves</i>	<hr/> 26,211 <hr/>

Note: Police Services amounts are subject to approval by the Hamilton Police Service Board.

**2021 Tax Supported Capital Budget
Reserve Funding by Reserve & Project
(\$000's)**

<u>RESERVE FUNDING</u>		<u>2021 Funding</u>
<u>Capital Reserves Tax Supported</u>		
108020	Unallocated Capital Levy	
6302141102	Macassa Lodge D-Wing	2,236
108032	Capital Projects Flamborough	80
4401956906	Gatesbury Park	
108051	Ward 1 Special Capital Reinvestment	
3302109100	Ward 1 Capital Reinvestment	100
4402156117	Victoria Park Spray Pad Replacement	175
4901951900	Electric Charging Stations	8
		<hr/> 283
108052	Ward 2 Special Capital Reinvestment	
3302109200	Ward 2 Capital Reinvestment	100
4901951900	Electric Charging Stations	32
		<hr/> 132
108053	Ward 3 Special Capital Reinvestment	
3302109300	Ward 3 Capital Reinvestment	100
4901951900	Electric Charging Stations	8
		<hr/> 108
108054	Ward 4 Special Capital Reinvestment	
3302109400	Ward 4 Capital Reinvestment	100
4031919115	Delena / Beland / Dunsmure	1,000
4401956904	Andrew Warburton Memorial Park	1,200
4402156119	R.T. Steele Park	500
4901951900	Electric Charging Stations	8
		<hr/> 2,808
108055	Ward 5 Special Capital Reinvestment	
3302109500	Ward 5 Capital Reinvestment	100
4242109501	A/R - Albright - Quigley to 190nm w/o Nicklaus	300
4242109502	A/R - Greenford - Queenston to south end	300
		<hr/> 700
108056	Ward 6 Special Capital Reinvestment	
3302109600	Ward 6 Capital Reinvestment	100
4242109601	A/R - East 43rd - Fennell to Queensdale	600
4242109602	A/R - Carson / Landron	1,020
4402156124	Mountain Drive Park Redevelopment	100
		<hr/> 1,820
108057	Ward 7 Special Capital Reinvestment	
3302109700	Ward 7 Capital Reinvestment	100

Note: Police Services amounts are subject to approval by the Hamilton Police Service Board.

2021 Tax Supported Capital Budget
Reserve Funding by Reserve & Project
(\$000's)

<u>RESERVE FUNDING</u>		<u>2021 Funding</u>
108058	Ward 8 Special Capital Reinvestment	
3302109800	Ward 8 Capital Reinvestment	100
4242109801	A/R - Inverness & Arcade (within Southam Neighbourhood)	500
4242109802	A/R - Monarch & West 2nd (within Bonnington Neighbourhood)	750
4402156002	Ryckman's Park Pathway	102
4901951900	Electric Charging Stations	8
		<hr/> 1,460
108064	Ward 14 Special Capital Reinvestment	
3302109014	Ward 14 Capital Reinvestment	100
	Total Capital Reserves Tax Supported	<hr/> 9,827 <hr/>
<u>Program Specific Reserves</u>		
HEALTHY AND SAFE COMMUNITIES		
110042	Lodges' Infrastructure Reserve	
6302141100	Macassa and Wentworth Lodges Roof	100
6302141101	Program - ML & WL Facility Capital Maintenance	200
6302151100	ML BAS Upgrade	70
6302151101	Macassa Lodge Carpet Removal	250
6302151102	Program - ML & WL Keyscan and Hardware	30
6302151103	Program - ML & WL Equipment Life-cycle Renewal	100
		<hr/> 750
PLANNING AND ECONOMIC DEVELOPMENT		
108021	Parking Capital Reserve	
4901945900	Waterproof Convention Parking	330
4901951900	Electric Charging Stations	172
4902141201	Surface Lots and Garage Repairs and Improvements	275
4902141202	York Parkade Fire Door and Window Replacement	100
4902141203	Surface Lot Lighting Replacement	50
4902141210	Fence Repairs	100
4902157201	Parking Meter Mechanism and Housing Replacement	200
4902157202	Coin Sorter	25
		<hr/> 1,252
110060	Shovel Ready Industrial Land Reserve	
3621750301	Employment Land Banking (Interest)	900
108044	Public Art Reserve	
7102158212	Ancaster Memorial Arts Centre Public Art	250
7102158210	Public Art-Hamilton the Electric City	200
		<hr/> 450
POLICE		
110065	Police Capital Expenses	
3762151101	Police Glock Program	422

Note: Police Services amounts are subject to approval by the Hamilton Police Service Board.

**2021 Tax Supported Capital Budget
Reserve Funding by Reserve & Project
(\$000's)**

<u>RESERVE FUNDING</u>		<u>2021 Funding</u>
3762151102	Ice Rescue Equipment	80
3762151103	Mobile Command Centre	276
		<u>778</u>
PUBLIC WORKS		
104105	Cemetery Bldg. Fund - Niches	
4402149007	Cemetery Columbarium	70
108039	General Facility Capital Reser	
3542050001	EFFM Facility Yard Relocation	3,443
108046	RCMP Lease-Capital Replacement	
3542141910	Stoney Creek City Hall -RCMP Lease Capital Replacement	610
112201	General Park, Marina and Waterfront Reserve	
4402152600	Playground Lifecycle Replacement Program	100
112202	Leash Free Park Reserve	
4402156001	Leash Free Dog Park Program	80
112203	Red Light Camera Project	
4662120050	Engagement Priorities - Vision Zero	50
4662120051	Education Priorities - Vision Zero	400
4662120052	Evaluation Priorities - Vision Zero	50
4662120053	Engineering Priorities - Vision Zero	300
		<u>800</u>
112224	Waterpark Operations Reserve	
4402151903	Confederation Beach Park - Capital Maintenance Program	150
112272	Energy Conservation Initiative Reserve	
6302151100	ML BAS Upgrade	217
7902149101	Rec Heat Reclaim & Controls Project	125
		<u>342</u>
	Total Program Specific Reserves	<u>9,725</u>
<u>Obligatory Reserves</u>		
104090	5% Parkland Dedication Reserve	
4402156120	Cherry Beach Park	200
112204	Transit Prov Gas Tax Reserve	
5302185902	Transit Shelter Expansion Program	150
	Total Obligatory Reserves	<u>350</u>
TOTAL 2021 CAPITAL FUNDING FROM RESERVES		<u>46,113</u>

Note: Police Services amounts are subject to approval by the Hamilton Police Service Board.

**2021 Tax Supported Capital Budget
Reserve Funding by Reserve & Project
(\$000's)**

RESERVE FUNDING

**2021
Funding**

For Reference Previously Approved 2021 Capital Program Reserve Transfers	2021 Funding
Open Space Development - Approved Through Report PW18056/PW18056(a)	
108057 Ward 7 Special Capital Reinvestment	
4401656603 Sam Lawrence Park	131
108058 Ward 8 Special Capital Reinvestment	
4401656603 Sam Lawrence Park	120
	<hr/> 251

**2021 Tax Supported Capital Budget
 Summary of Work in progress (WIP) and Other Internal Funding**

	<u>\$000's</u>
Corporate Facilities	4,102
Customer Service & POA	100
Entertainment Facilities	1,000
Forestry & Horticulture	150
Open Space Development	154
Parking Services	16
Recreation Facilities	2,806
Roads	13,023
Tourism & Culture	100
Waste Management	1,047
TOTAL WIP AND OTHER INTERNAL FUNDING	<u><u>22,498</u></u>

**2021 Tax Supported Capital Budget
 Work in Progress (WIP) Funding**

<u>FROM</u>	<u>TO</u>		<u>\$000's</u>	
Corporate Facilities				
3542055100	Corporate Facilities Audit Program	3542155100	Program - Corporate Facilities Audit	302
3542041009	Program - Compliance Remediation	3542141009	Program - Compliance Remediation	277
3541349003	Backflow Prevention for Various Facilities	3541849003	Backflow Prevention for Various Facilities	41
	Program - Facility Upgrades to Hamilton Public	3542141010	Program - Facility Upgrades to Hamilton Public	61
3541641010	Libraries		Libraries	
	Program - Facility Upgrades to Hamilton Public	3542141010	Program - Facility Upgrades to Hamilton Public	5
3541841010	Libraries		Libraries	
3541641013	Program - Firestations Facility Upgrade	3542141013	Program - Firestations Facility Upgrade	14
3541741013	Program - Firestations Facility Upgrade	3542141013	Program - Firestations Facility Upgrade	18
3541841013	Program - Firestations Facility Upgrade	3542141013	Program - Firestations Facility Upgrade	208
	Summer's Lane Structural Rehab & Pedestrianization	3542141013	Program - Firestations Facility Upgrade	21
3721949901				
3541941013	Program - Firestations Facility Upgrade	3542141013	Program - Firestations Facility Upgrade	215
3542041013	Program - Firestations Facility Upgrade	3542141013	Program - Firestations Facility Upgrade	350
3541641412	Program - Roof Management	3542141412	Program - Roof Management	59
3541741412	Program - Roof Management	3542141412	Program - Roof Management	98
3541841412	Program - Roof Management	3542141412	Program - Roof Management	66
3541941412	Program - Roof Management	3542141412	Program - Roof Management	117
3542041412	Program - Roof Management	3542141412	Program - Roof Management	1,560
	Generator Compliance Testing and Upgrades	3542151900	Program - Generator Compliance Testing and Upgrades	110
3541951900	Generator Compliance Testing and Upgrades	3542151900	Program - Generator Compliance Testing and Upgrades	380
3542051900	Program - Mechanical Infrastructure Life-cycle renewal	3542141532	Program - Facility Capital Maintenance	200
3542051001				<u>4,102</u>
Entertainment Facilities				
3721949901	Summer's Lane Structural Rehab & Pedestrianization	3722141100	Tim Horton's Field Turf Replacement	300
3722041805	Program HCC, FOCH & FOC Lifecycle Renewal	3722141100	Tim Horton's Field Turf Replacement	<u>700</u>
				<u>1,000</u>

Open Space Development

4401256801	Green Millen Shore Estates Waterfront Trail	4402156111	Lancaster Heights - Developer Build	78
4401556512	Glanbrook Hills Park (Proposed)	4402156111	Lancaster Heights - Developer Build	44
4401956921	Johnson Tew Planting	4402155600	Parks Testing and Reporting	33
				<hr/>
				154

Parking Services

3301609613	Ward 13 Revenue Projects	4901951900	Electric Charging Stations	16
				<hr/>
				16

Recreation Facilities

7101754703	Program - Senior Centre Retrofits	7102154703	Program - Senior Centre Retrofits	95
7101954105	Program - Park & Fieldhouse Retrofits	7102154105	Program - Park & Fieldhouse Retrofits	131
7101354105	Program - Park & Fieldhouse Retrofits	7102154105	Program - Park & Fieldhouse Retrofits	213
3542055101	Recreation Facilities Audit Program	7102155101	Program - Recreation Facilities Audit	39
7101841706	Program - Recreation Centre Retrofits	7102141706	Program - Recreation Centre Retrofits	5
7102041706	Program - Recreation Centre Retrofits	7102141706	Program - Recreation Centre Retrofits	196
7101854536	Program - Arena Retrofits	7102154536	Program - Arena Retrofits	13
7101954536	Program - Arena Retrofits	7102154536	Program - Arena Retrofits	264
7102054216	Program - Roof Management	7102154216	Program - Roof Management	1,735
7102054702	Program - Facility Capital Maintenance	7102154702	Program - Facility Capital Maintenance	116
				<hr/>
				2,806

Roads

4031860999	Closed Projects - Roads	4032111020	Paramount - Atlas to Old Mud	25
	Bridge 433 - Westbrook Road, 135m no Regional Rd	4032111020	Paramount - Atlas to Old Mud	35
4031918433	9A			
4032011017	Beach Boulevard - Woodward to Eastport	4032111020	Paramount - Atlas to Old Mud	540
	York - Caroline to Dundurn & Cannon - James to York	4032111026	Stone Church - Upper James to Upper Wellington	300
4031911029	Sherman - King to south end	4032111026	Stone Church - Upper James to Upper Wellington	160
4032011013	LRT Main-Delena to Normanhurst	4032111026	Stone Church - Upper James to Upper Wellington	740
4032011015	York - Caroline to Dundurn & Cannon - James to York	4032111028	Stone Church - Golf Links to Omni	1,600
4031911029	Bridge 391 - Governor's Rd, 275m w/o Weir Rd	4032111029	Wilson - Rousseaux to Filman	250
4031418425	Bridge 450 - Highway No. 5, 150m w/o Hunter Rd	4032111029	Wilson - Rousseaux to Filman	70
4031418437	Bridge 417 - Harrison Rd, 310m n/o Hall Rd	4032111029	Wilson - Rousseaux to Filman	240
4031518360	Bridge 360 - Blackheath Rd, 360m n/o Haldibrook	4032111029	Wilson - Rousseaux to Filman	80
4031518405	Bridge 405 - Blackheath Rd, 225m n/o Haldibrook Rd	4032111029	Wilson - Rousseaux to Filman	60
4031711015	Annual Resurfacing 2017	4032111029	Wilson - Rousseaux to Filman	460
4031811016	Local Road Asset Preservation	4032111029	Wilson - Rousseaux to Filman	330
4031818150	Bridge 150 - Tapleytown Rd, 550m n/o Green Mountain Rd E	4032111029	Wilson - Rousseaux to Filman	110
4031818441	Bridge 441 - Harrison Rd - 665m n/o Hall Rd	4032111029	Wilson - Rousseaux to Filman	220
4031819101	Road Reconstruction 2018	4032111029	Wilson - Rousseaux to Filman	320
4031911018	Asset Preservation - Balfour Neighbourhood	4032111029	Wilson - Rousseaux to Filman	540
4032011013	Sherman - King to south end	4032111029	Wilson - Rousseaux to Filman	250
4031717241	Fencing/Sound Barrier Rehabilitation/Replacement within the Road Allowance	4032117241	Fencing/Sound Barrier Rehabilitation/Replacement within the Road Allowance	65
4031817241	Fencing/Sound Barrier Rehabilitation/Replacement within the Road Allowance	4032117241	Fencing/Sound Barrier Rehabilitation/Replacement within the Road Allowance	60
4031917241	Fencing/Sound Barrier Rehabilitation/Replacement within the Road Allowance	4032117241	Fencing/Sound Barrier Rehabilitation/Replacement within the Road Allowance	95
4031711777	Pavement Degredation Funds	4032117677	Pavement Preventative Maintenance Program	560
4031941762	Yard Facility Maintenance and Improvement Program	4032141762	Yard Facility Maintenance and Improvement Program	90
4041811351	Roads - Alleyway Rehabilitation	4042111351	Roads - Alleyway Rehabilitation	120
4661915820	Traffic Counts Program	4662115820	Traffic Counts Program	80
4662015820	Traffic Counts Program	4662115820	Traffic Counts Program	100
4032020048	Durable Pavement Markings	4662117125	Hunter St Cycle Track	50
4241809203	Road Surface Treatment	4662117125	Hunter St Cycle Track	360
4661817124	On Street Bike Facilities	4662117125	Hunter St Cycle Track	433
4661920924	New Traffic Signal - Hughson at Hunter	4662117125	Hunter St Cycle Track	100
4662020053	Engineering Priorities - Vision Zero	4662117125	Hunter St Cycle Track	140
4662020017	Traffic Signal LED Lighting Upgrade Program	4662120017	Traffic Signal LED Lighting Upgrade Program	150
4661920522	Traffic Engineering - Signal Design	4662120522	Traffic Engineering - Signal Design & Contract Administration	200
				<hr/>
				8,933

Tourism & Culture

8201703706	Community Downtowns and BIAs	7102158211	Public Art Locke Street Marker	100
				<u>100</u>

Waste Management

5121990200	Diversion Container Replacement Program	5122190200	Diversion Container Replacement Program	122
5122055137	Waste Management R & D Program	5122155137	Waste Management R & D Program	140
5122090200	Diversion Container Replacement Program	5122190200	Diversion Container Replacement Program	515
5122095525	SWMMP Approvals	5122195525	SWMMP Approvals	150
5121990700	Public Space & Special Event Containers	5122190700	Public Space & Special Event Containers	120
				<u>1,047</u>

TOTAL WIP FUNDING

18,158

**2021 Tax Supported Capital Budget
 Other Funding**

<u>FROM</u>	<u>TO</u>	<u>\$000's</u>	
Forestry & Horticulture			
Bal Sheet 23137 Forestry Deferred Revenue	4452153444	Tree Planting Program	150
Dept ID 211077 POA Revenue	2052157002	Replacement of Integrated Court Offences Network and Collections Administration Management Software	100

TOTAL OTHER FUNDING

250

**2021 Tax Supported Capital Budget
 Rates Policy**

<u>FROM</u>	<u>TO</u>	<u>\$000's</u>		
Roads				
5142170004	Strachan - James to east end - Coordinated Road Restoration	4031911028	Strachan - James to east end	430
5182170010	Barton - Parkdale to Talbot - Coordinated Road Restoration	4031919110	Barton - Parkdale to Talbot	1,700
5142170015	Delena / Beland / Dunsmure - Coordinated Road Restoration	4031919115	Delena / Beland / Dunsmure	930
5141970012	Sheaffe / Park / Mulberry (Central Neighbourhood (North)) - Coordinated Road Restoration	4031919119	Sheaffe / Park / Mulberry (Central Neighbourhood (North))	200
5142170011	Highway 8 - Bond to Woodleys Lane - Coordinated Road Restoration	4032191111	Highway 8 - Bond to Woodleys Lane	830

TOTAL RATES POLICY

4,090

City of Hamilton Debt Policy: Ratios

	<u>2014</u>	<u>2015</u>	<u>2016</u>	<u>2017</u>	<u>2018</u>	<u>2019</u>	<u>2020 f</u>	<u>2021 f</u>
<u>Affordability:</u>								
Debt Per Capita	\$803.33	\$710.04	\$850.86	\$742.07	\$848.78	\$747.23	\$755.54	\$896.32
Debt Per Capita Year Over Year (% Change)	14.5%	-11.6%	19.8%	-12.8%	14.4%	-12.0%	1.1%	18.6%
Debt Per Household	\$1,984.55	\$1,747.00	\$2,085.23	\$1,812.52	\$2,066.38	\$1,813.41	\$1,827.94	\$2,162.09
Debt Per Household Year Over Year (% Change)	14.0%	-12.0%	19.4%	-13.1%	14.0%	-12.2%	0.8%	18.3%
Debt Service Charges Per Capita	\$97.50	\$112.08	\$109.93	\$120.86	\$99.34	\$113.89	\$103.43	\$111.51
Debt Service Charges Per Capita Year Over Year (% Change)	-13.8%	15.0%	-1.9%	9.9%	-17.8%	14.6%	-9.2%	7.8%
<u>Sustainability:</u>								
Debt Service Charges(Net) As A % of City Own Source Revenue	4.4%	4.8%	4.7%	5.1%	4.2%	4.6%	4.2%	4.6%
Debt Service Charges(Net) As A % of the Municipal Levy	7.0%	7.7%	7.4%	8.2%	6.6%	7.4%	6.6%	7.1%
Debt to City Own-Source Revenue	36.0%	30.4%	36.0%	31.3%	35.9%	30.2%	31.0%	37.2%
Debt to Operating Revenue (Standard & Poor's)	31.0%	26.0%	31.0%	26.6%	29.5%	24.3%	28.7%	27.0%
Debt to Total Reserves and Reserve Funds	0.50	0.42	0.52	0.42	0.51	0.43	0.47	0.57
Cash & Liquid Assets to Debt Service Charges	1461%	1029%	1282%	1173%	1509%	1365%	1483%	1357%
Cash & Liquid Assets minus Debt	\$338,993,554	\$243,877,069	\$310,305,423	\$380,434,530	\$371,700,147	\$467,407,123	\$456,705,530	\$367,089,293
<u>Goals:</u>								
Tax & Rate Supported Debt as a % of City Own-Source Revenue <i>Maximum (60%)</i>	24.0%	20.1%	26.7%	23.2%	27.3%	23.1%	23.6%	26.3%
DC Supported Debt as a % of Total DC Eligible Costs <i>Maximum (25%)</i>	2.9%	2.6%	2.3%	2.0%	2.6%	1.8%	2.0%	2.6%
<u>Statutory Limits:</u>								
Debt Service Charges as a % of City Own-Source Revenue (ARL) <i>Limit (25%)</i>	4.4%	4.8%	4.7%	5.1%	4.2%	4.6%	4.2%	4.6%
Total Variable Rate Debt as a % of Outstanding Total Debt <i>Limit (15%)</i>	9.5%	9.3%	6.5%	6.1%	4.7%	4.7%	4.0%	2.9%

City of Hamilton Treasurer's Updated 2020 Annual Repayment Limit	
Annual Repayment Limit - effective January 1, 2020, as calculated by the Ministry of Municipal Affairs and Housing, based on 2019 Financial Information Return	\$ 275,795,317
Annual debt service charges on City Municipal debt approved to-date 2020 and prior years but not yet issued (\$465.0 M @ 5% for 15-year term)	-\$ 44,795,926
Annual debt service charges on City Municipal debt in respect of ICIP Transit debt approved but not yet issued (\$83.6 M @ 5% for 15-year term)	-\$ 8,055,294
Annual debt service charges on City Municipal debt in respect of West Harbour debt approved but not yet issued (\$2.9 M @ 5% for 15-year term)	-\$ 282,283
Annual debt service charges on City Municipal debt in respect of Housing 10-year Strategy debt approved but not yet issued (\$10.0 M @ 1.75% for 20-year term)	-\$ 596,912
Annual debt service charges on City Housing Hamilton debt approved but not yet issued and guaranteed by City of Hamilton (\$59.3 M @ 5% for 30-year term)	-\$ 3,856,250
Annual debt service charges on Municipal and Development Charges debt approved but not yet issued - 2020 Tax & Rate Supported Budget (\$107.7 M @ 5% for 15-year term)	-\$ 10,373,174
Annual debt service charges on Municipal and Tax Supported Development Charges debt approved but not yet issued - Police Station 40 (\$8 M @ 5% for 15-year term)	-\$ 770,738
Annual debt service charges in 2020 resulting from 2018 debenture issue of \$110.82 M;	-\$ 10,587,004
Annual debt service charges on debentures discharged in 2018 and 2019	\$ 4,707,558
Adjustment for annual debt service charges on outstanding City Housing Hamilton mortgages and City of Hamilton Tangible Capital Leases	\$ <u>36,094</u>
Updated 2020 Annual Repayment Limit - a calculation by the Treasurer representing an estimate of the maximum amount available to commit to annual debt service charges	\$ 201,221,385
Debenture amount at 5% interest rate for 15-year term (amortizer) corresponding to the annual debt service charges of \$201,221,385	\$ 2,088,609,171

Item 6.1



Hamilton

**2021 TAX SUPPORTED CAPITAL
BUDGET
FCS20101**

Mike Zegarac
General Manager, Finance and Corporate Services

November 27, 2020
General Issues Committee

PRESENTATIONS

1. Asset Management

Gord McGuire

Director, Engineering Services

2. 2021 Tax Supported Capital Budget

Mike Zegarac

General Manager, Finance and Corporate Services



Hamilton

ASSET MANAGEMENT AT THE CITY OF HAMILTON

Gord McGuire
Director, Engineering Services

November 27, 2020
General Issues Committee

Asset Management at City of Hamilton

What is required, where we are, what we are doing?

-The Province has defined requirements for municipalities to develop an Asset Management Policy (2019) and develop Asset Management Plans (2021, 2023, 2024) that ultimately express the City's objectives, the levels of service required to achieve those objectives, the work needed on assets to meet the levels of service and the cost of doing that work.

What this will mean to Council?

-Portfolio, program and project management to align to desired LOS while understanding fiscal track.

What processes lie ahead?

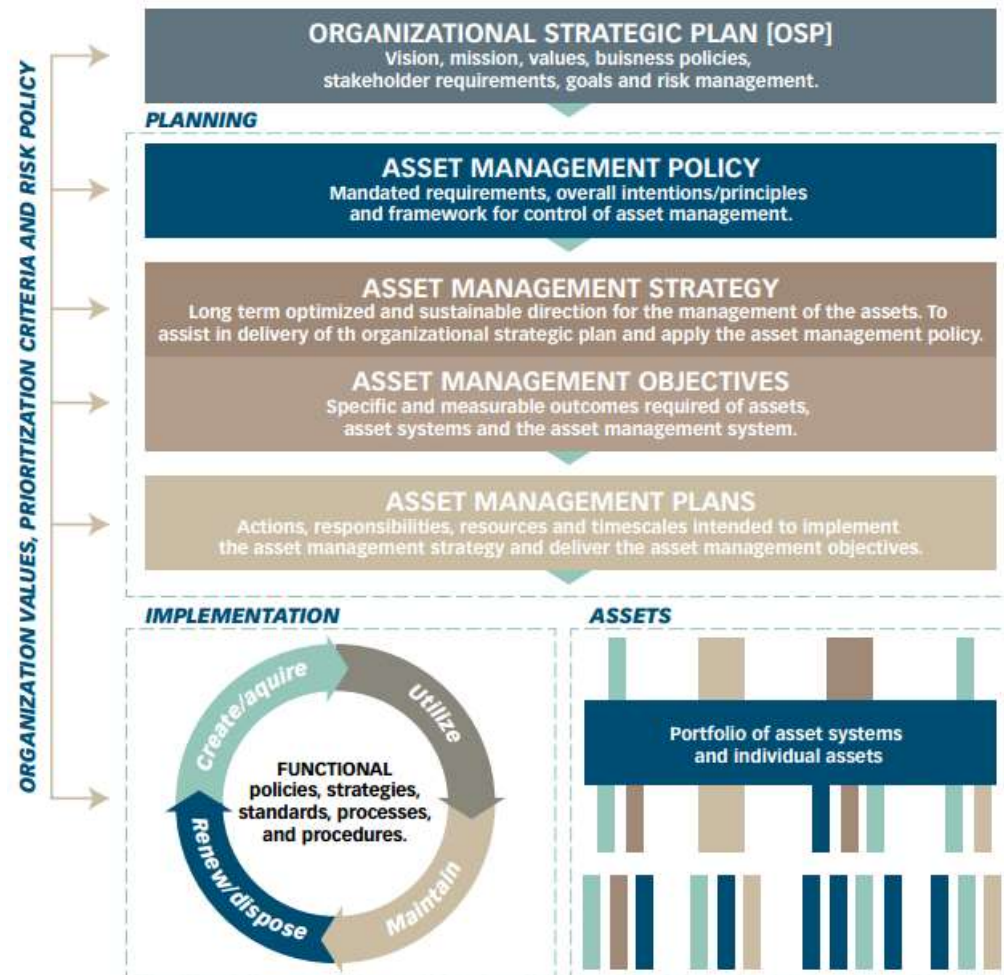
-Numerous portfolios that plan service level increases which inherently means definition of priorities.

Asset Management at City of Hamilton

In recent years, the discipline of Asset Management has evolved ...

Then: a focus on the implementation of managing asset lifecycles. (the implementation box)

Now: all the activities and practices an organization applies to its physical assets in order to achieve its strategic objectives.



Source: Institute of Asset Management, www.theIAM.org

5

O.Reg. 588: Asset Management Policy

O. Reg 588	Next Steps	Results
<ul style="list-style-type: none"> Establish an AM Policy by July 2019 Update every 5 years 	<ul style="list-style-type: none"> Ensure AM Policy is suitable, adequate, effective, reviewed and updated as required Senior management and committee review 	<ul style="list-style-type: none"> Council review and approval
Status		
<ul style="list-style-type: none"> Completed and approved by Council June 2019 Upcoming renewal in July 2024: Review and update with direction from AMP processes 		



Climate Change in the AM policy

City's Strategic AM Policy address Climate Change within the body of the policy:

"The City is committed to considering climate change. This includes:

- a. Identifying the vulnerabilities of the City's existing and proposed infrastructure assets caused by climate change, and subsequent potential costs;*
- b. Considering the means to address those vulnerabilities, related to operations, levels of service and lifecycle activities;*
- c. Considering adaptation opportunities that may be undertaken to manage the vulnerabilities,*
- d. Considering mitigation approaches to limit the magnitude or rate of long-term climate change (such as reduction objectives), and*
- e. Considering disaster planning and contingency funding. "*

O.Reg. 588: Asset Management Plan Phase 1 Core Assets

O. Reg 588	Next Steps	Results
<ul style="list-style-type: none"> AM Plan for Core Assets by July 2021 Water, wastewater, storm, roads, bridges <ul style="list-style-type: none"> - Inventory of assets, - Current levels of service measured by standard metrics, set by the province through regulation 588/17 - Lifecycle Activities and Risks related to current levels of service - Costs to maintain levels of service (LOS) 	<ul style="list-style-type: none"> Review of land-use or master plans, forecasts, policies and other planning or financial commitments related to municipal infrastructure assets Coordinating with the asset owners to align asset management planning with budgets, land-use or master plans, forecasts, policies and other planning or financial commitments Senior management and committee endorsement 	<ul style="list-style-type: none"> Council review and approval




O.Reg. 588: Asset Management Plan Phase 2 Add in All Assets

O Reg 588	Status	Next Steps	Results
<ul style="list-style-type: none"> • By July 2023 • AM Plan for all assets • Examples: IT, Fleet, parks, transit, cemeteries, facilities <ul style="list-style-type: none"> - Inventory of assets - Current levels of service measured by standard metrics - Lifecycle Activities - Risks related to current levels of service - Costs to maintain current levels of service 	<ul style="list-style-type: none"> • PW and consultant are currently striving to develop inclusive methods and frameworks in current assignments to include all assets to meet future requirements. 	<ul style="list-style-type: none"> • Communicating land-use or master plans, forecasts, policies and other planning or financial commitments related to municipal infrastructure assets. • Coordinating with the General Managers to align asset management planning with budgets, land-use or master plans, forecasts, policies and other planning or financial commitments. • Senior management and committee endorsement 	<ul style="list-style-type: none"> • Council review and approval

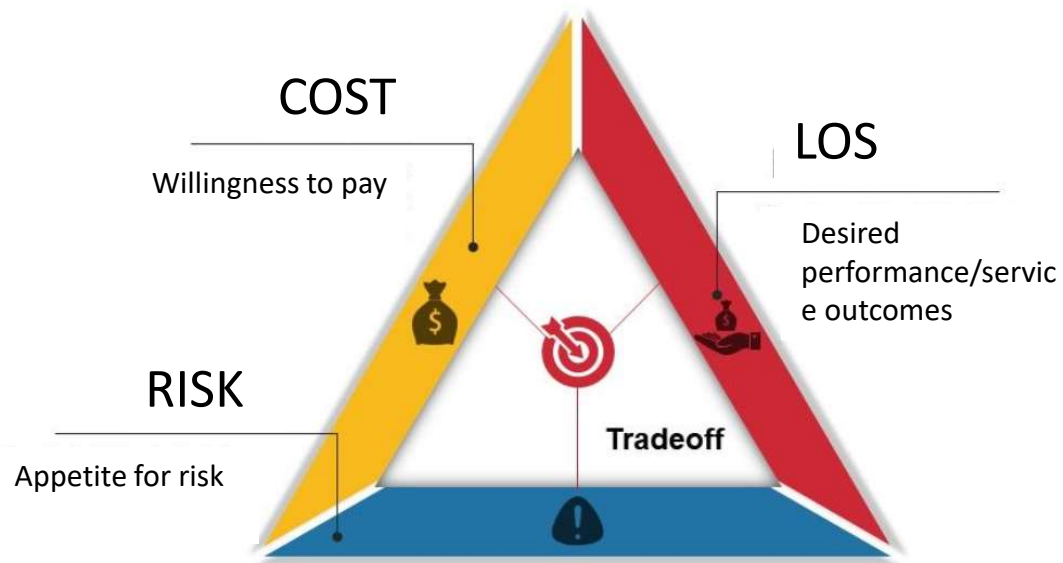


O.Reg. 588: Asset Management Plan Phase 3 Add in Future Levels of Service

O Reg 588	Status	Next Steps	Results
<ul style="list-style-type: none"> By July 2024 Modified AMP to include proposed and desired Levels of Service <ul style="list-style-type: none"> Current LOS (as reported in 2023 AMP) Proposed/target LOS Lifecycle management strategies and financial strategies for proposed LOS 	<ul style="list-style-type: none"> LOS framework can be expanded to include proposed LOS target 	<ul style="list-style-type: none"> Communicating land-use or master plans, forecasts, policies and other planning or financial commitments related to municipal infrastructure assets Coordinating with the General Managers to align asset management planning with budgets, land-use or master plans, forecasts, policies and other planning or financial commitments Senior management and committee endorsement 	<ul style="list-style-type: none"> Council review and approval



Future State - Balancing Risk, Cost and LOS



- Discussion to review how to prioritize between LOS, cost, risk happening across programs throughout asset lifecycle
- Finding the balance that delivers the greatest value to the City

Defining Priorities

- The Current Policy lays out principles to consider
- No preference for priorities, just seek to know the priorities
- Especially related to Service Enhancements
- Many ongoing level of service questions to ask and be answered between now and 2024



QUESTIONS?



Hamilton

2021 TAX SUPPORTED CAPITAL BUDGET

Mike Zegarac
General Manager, Finance and Corporate Services

November 27, 2020
General Issues Committee

AGENDA

2021 Tax Supported Capital Budget

1. 2021 Capital Summary
2. 2021-2024 Forecast

ASSET VALUE

Snap Shot

- Replacement value of hard assets is approx. **\$24B**
- **42%** represents water, wastewater and stormwater funded from the rate supported budget
- **58%** represent roads, recreation facilities, emergency vehicles and buildings, etc., funded from the tax supported budget

2021 GROSS CAPITAL AND ADDITIONAL FUNDING

- The 2021 Tax Supported Capital Budget is \$482.3M compared to \$397.7M in 2020
- Additional \$14.7M in 2021 compared to the forecasted amount for 2021 in the approved 2020 Capital Financing Plan

Supplemental to 2021 Tax Capital Budget

- Additional funding through the Investing in Canada Infrastructure Program (ICIP) COVID-19 Resilience Infrastructure Stream (\$7.4M)
- Additional funding through the Canada Mortgage and Housing Corporation (CMHC) Rapid Housing Initiative (\$10.8M)

2021 PROPOSED VS. 2021 FORECAST

TAX CAPITAL FINANCING PLAN (\$000's)	Change
Debt Carrying Costs	9,870
Discretionary Block Funding Increase	200
New Debt (Transit) (PW19083/FCS18048(a))	(239)
Federal Gas Tax	2,486
2020 Capital Financing Surplus	2,600
COVID-19 Reserve	1,100
Roads, Bridges and Traffic Capital Reserve	2,090
New Tax Debt Principal	(3,451)
Total Additional Capital Financing	14,656

2021 GROSS CAPITAL

- Additional \$14.7M in 2021 compared to the forecasted amount for 2021 in the approved 2020 Capital Financing Plan:
 - Information Technology +\$7.3M
 - Hamilton Fire Service +\$4.9M
 - Transportation Infrastructure +\$1.9M
 - Corporate Facilities +\$1.0M
 - 0.5% Capital Levy increase for discretionary blocks:
 - Transportation Infrastructure +\$3.0M
 - Facilities Management +\$1.5M

CAPITAL LEVY INCREASE

(\$000's)

	<u>2020</u> <u>Restated</u>	<u>2021</u> <u>PROPOSED</u>	<u>CHANGE</u>		<u>Levy</u> <u>Impact (%)</u>
			<u>\$</u>	<u>%</u>	
Debt Charges	41,759	40,708	(1,051)	(2.5)	(0.1)
Transfer from Operating	81,952	91,157	9,205	11.2	1.0
Total Tax Supported Capital Levy	123,711	131,865	8,154	6.6	0.9

Municipal Tax Impact on Average Residential Property Tax 0.9% (\$32)

	<u>2019</u> <u>Approved</u>	<u>2020</u> <u>Approved</u>	<u>2021</u> <u>Proposed</u>
Discretionary Block Funding	0.50%	0.50%	0.50%
ICIP - Transit / PTIF	0.27%	0.21%	0.18%
West Harbour	0.13%	0.03%	0.00%
Downtown Office Accomodations	0.00%	0.14%	0.00%
DC Exemptions	0.00%	0.00%	0.22%
Total Tax Supported Capital Levy	0.90%	0.88%	0.90%

Note: updated to include 0.50% increase in discretionary block funding at direction of Council on Nov. 11, 2020

20

UPDATED MUNICIPAL TAX INCREASE

Municipal Taxes		\$	%
	Other City Departments	\$ 82	2.2%
	Boards and Agencies	\$ 7	0.2%
	Capital Financing	\$ 32	0.9%
	MUNICIPAL TAXES	\$ 122	3.3%

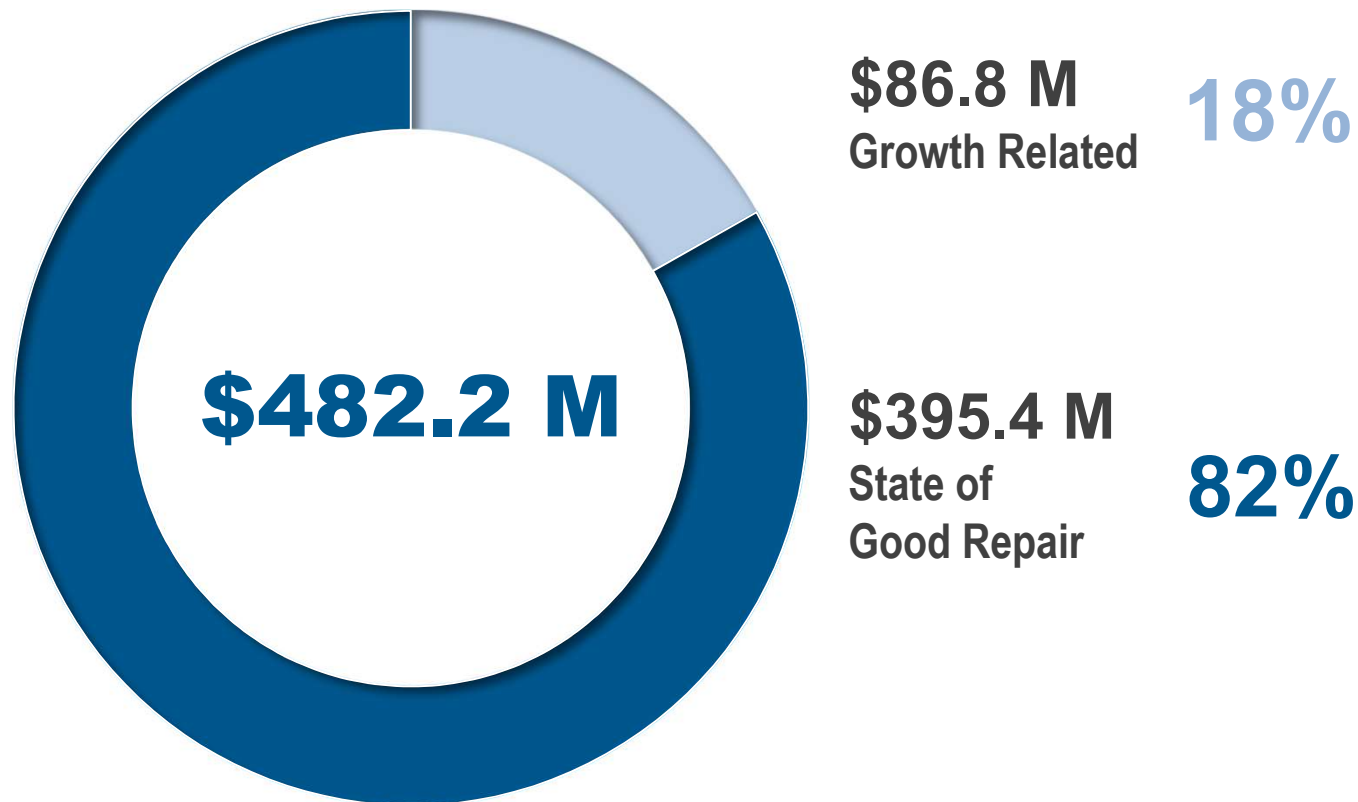
NOTE:

Assumes growth benefit of (1.0%) and no reassessment

Assumes Boards and Agencies budget increase is at Council's direction of 2.0%

Assumes Capital Levy increase is 0.9% inclusive of the 0.5% increase for discretionary block funded projects at Council's direction

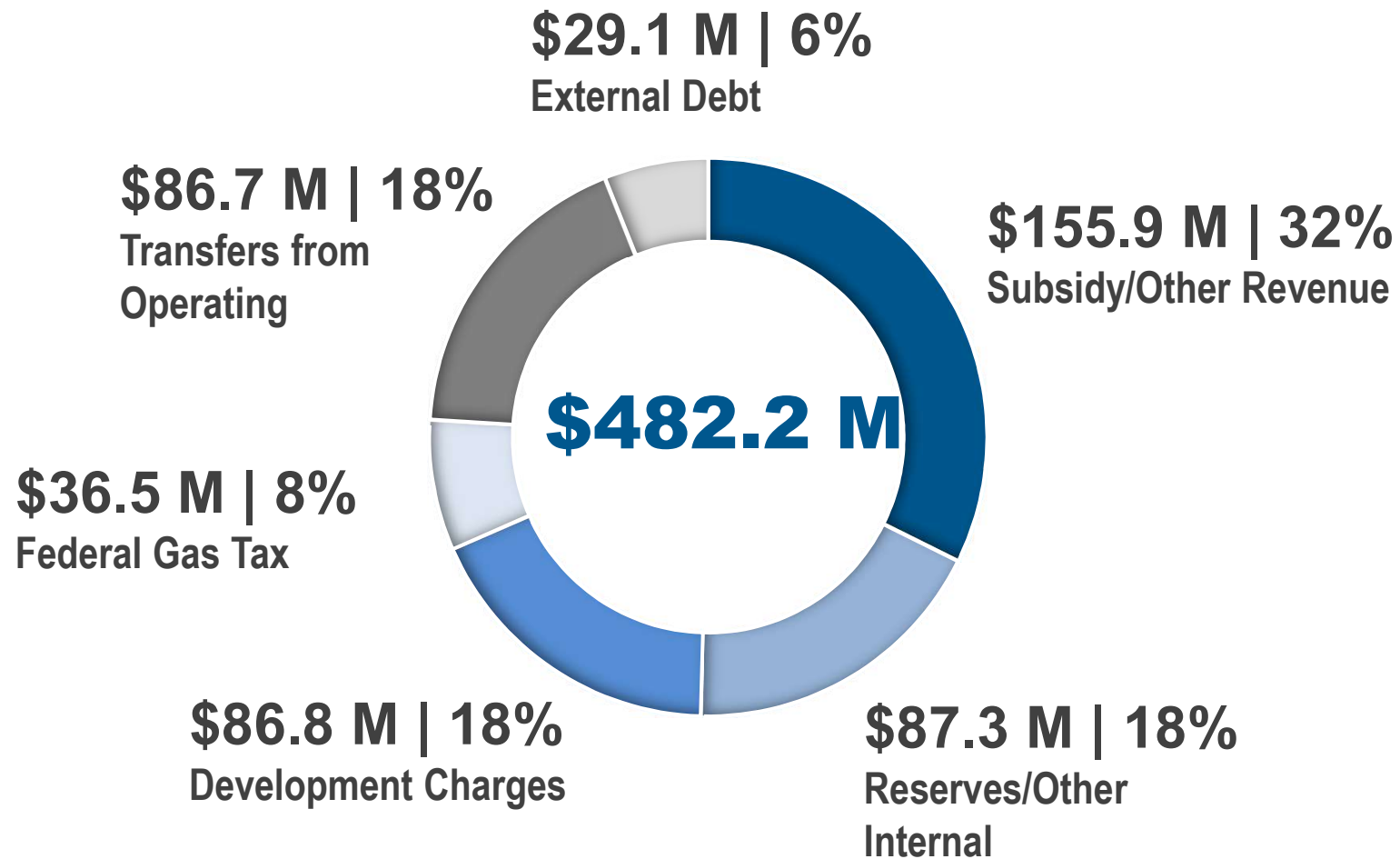
2021 TAX CAPITAL GROSS INVESTMENT



CAPITAL FINANCING PLAN













- Proposed 2021 Capital Budget includes additional contributions not included in the 2020 Financing Plan for 2021:
 - Additional Federal Gas Tax funds
 - Update interest rate assumptions for future debt financing
 - Update cash flow assumptions for debt servicing costs for Transit and the National Housing Strategy
 - Roads, Bridges and Traffic Capital Reserve
 - COVID-19 Reserve
- Provides a higher level of capital investment than originally forecasted in 2021, but level of financing is not sustainable in the long-term forecast
- Further investments in infrastructure outside of the 2021 Capital Budget (ICIP – COVID-19 Resilience Stream \$7.4M, CMHC Rapid Housing Initiative \$10.8M)

2021 GROSS CAPITAL FUNDING



2021 Capital Gross Investment

\$482.2 M Gross

	Transit Initiatives	\$ 192.9 M	40.0%
	Roads/Bridges/Sidewalk/Street Lighting/Traffic	\$ 111.9 M	23.2%
	Facilities	\$ 37.7 M	7.8%
	Housing	\$ 30.3 M	6.3%
	Other	\$ 21.2 M	4.4%
	Parks/Forestry/Open Space	\$ 20.6 M	4.3%
	Boards & Agencies	\$ 14.4 M	3.0%
	Emergency Services	\$ 13.3 M	2.8%
	Planning & Economic Development	\$ 13.9 M	2.9%
	Fleet	\$ 10.6 M	2.2%
	Waterfront	\$ 9.0 M	1.9%
	Waste Management	\$ 6.5 M	1.3%

25

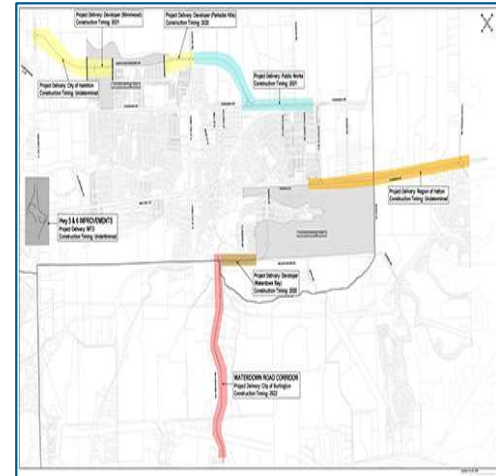
2021 Roads/Bridges/Traffic

\$111.9 M Gross Total Dollar Investment

\$78.5 M
State of Good Repair



\$33.4 M
Gross Growth Projects



2021 West Harbour

\$9.0 M Gross Total Dollar Investment



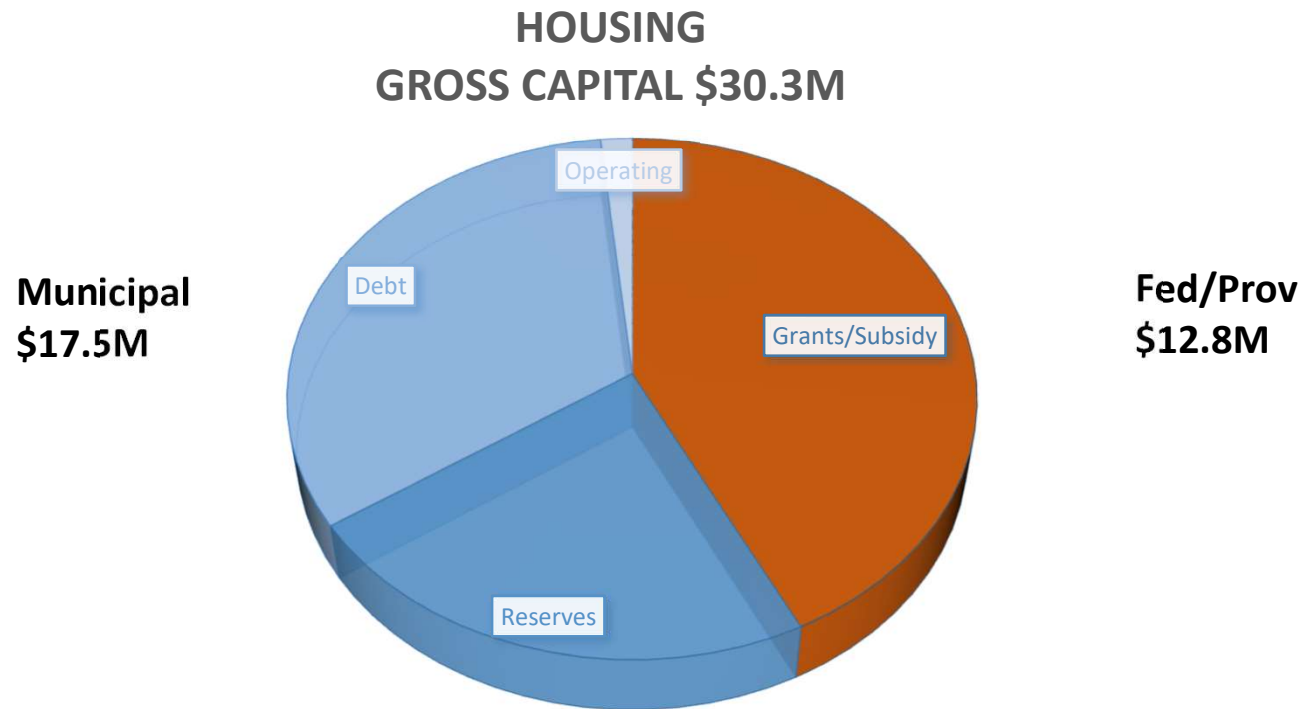
2021 Housing Initiatives

\$30.3 M Gross Total Dollar Investment

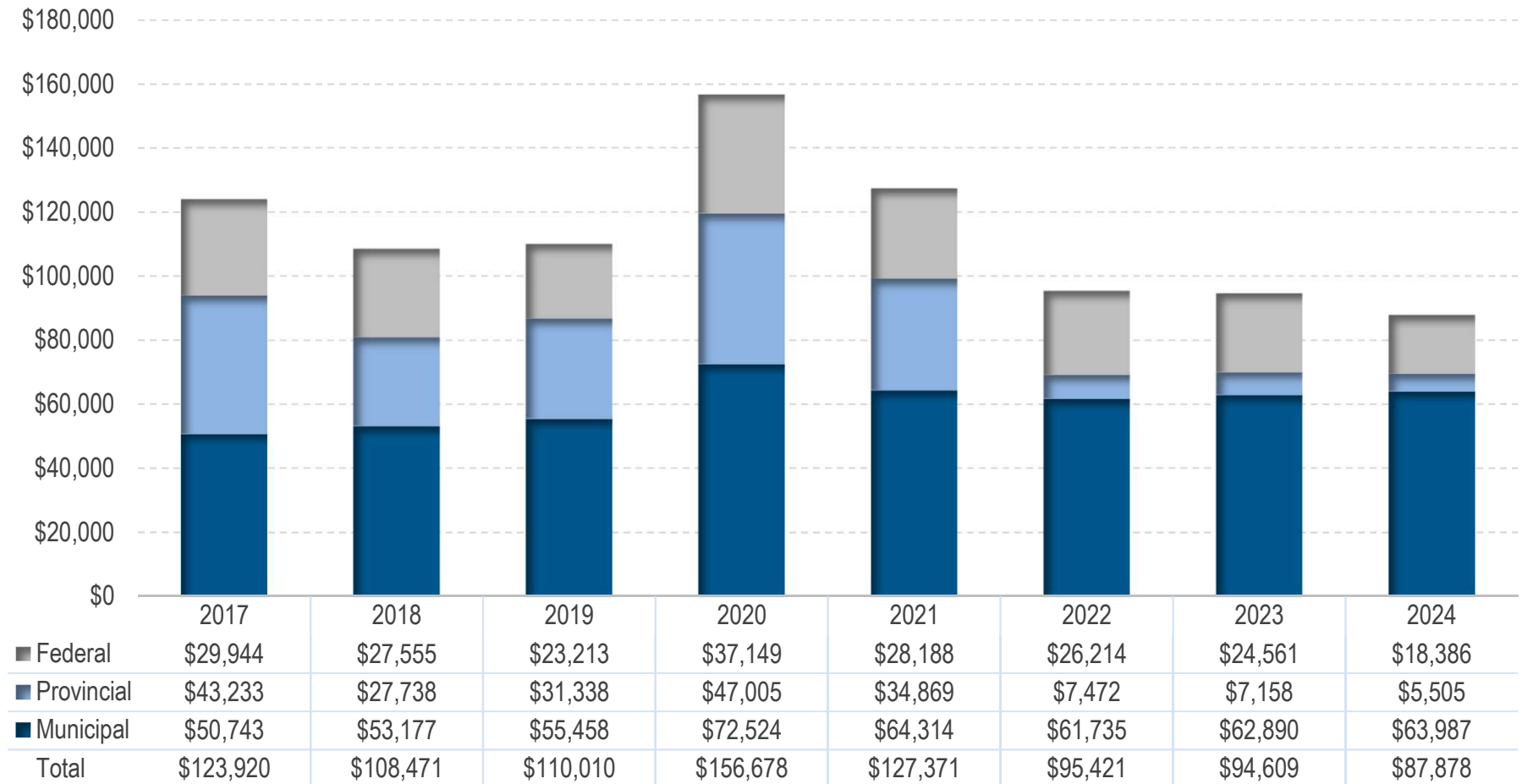


Strategic Outcomes	
	<p>Increased supply and appropriate mix of affordable and adequate housing</p>
	<p>People have improved access to affordable housing and supports that meet their needs to achieve housing stability</p>
	<p>Improved efficiency of the community housing system to ensure value for money and long-term sustainability</p>

2021 Capital Housing Investment



2017 to 2024 Total Housing Investment (\$000's)



30

Climate Change

\$114.9M in 2021 capital investments that have potential to contribute positively to the City's climate action goals

Transit investments

Accelerate net-zero energy buildings

Fleet replacement with low carbon emission alternatives










Building retrofits

Park Development

Tree Planting

2021 Growth Projects

\$78.8 M Development Charges

	Roads	\$ 29.3 M
	Transit	\$ 21.4 M
	Recreation Facilities	\$ 7.9 M
	Parks & Open Space	\$ 7.6 M
	Fire	\$ 3.7 M
	Subdivision Servicing	\$ 3.0 M
	LT Care Facilities	\$1.8 M
	Waste	\$ 1.4 M
	Other	\$ 2.7 M

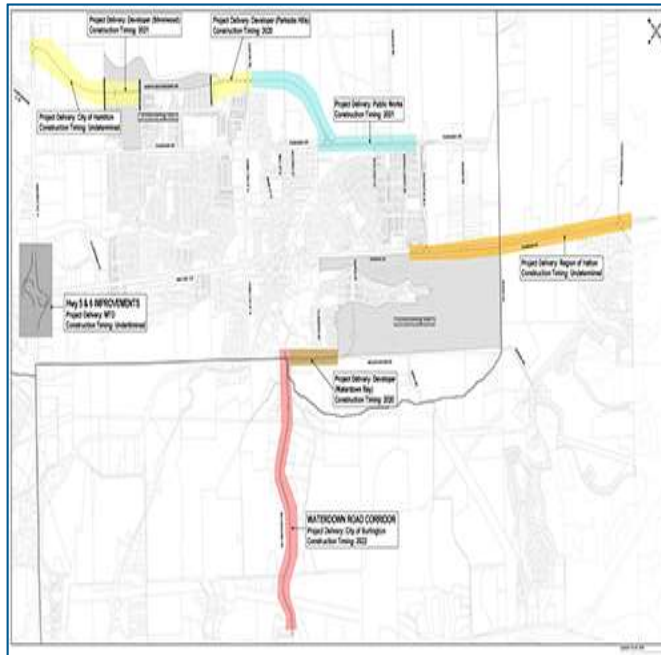
2021 Financing of Growth



\$140 M Transit Maintenance Storage Facility

Grant	\$ 102.7 M
DC Debt	\$ 20.5 M
Tax Debt	\$ 16.9 M

2021 Financing of Growth



\$16.8 M East-West Road Corridor (Waterdown By-Pass)

DC Debt	\$ 16.0 M
Operating	\$ 0.8 M

2021 Financing of Growth



**\$6.8 M Sir Wilfrid Laurier
Gymnasium Addition**

Development
Charges

\$ 6.8 M

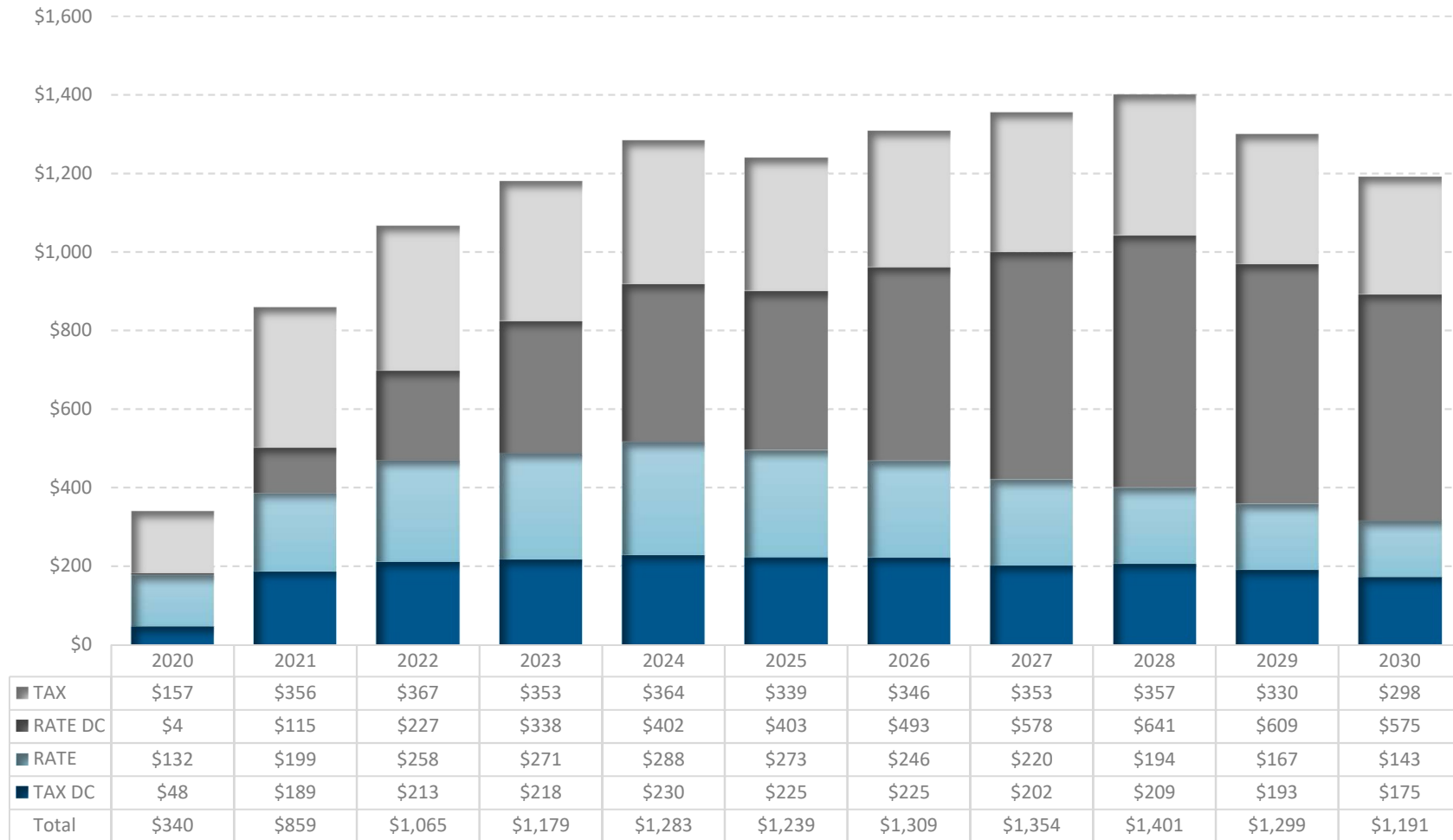
2021 Financing of Growth



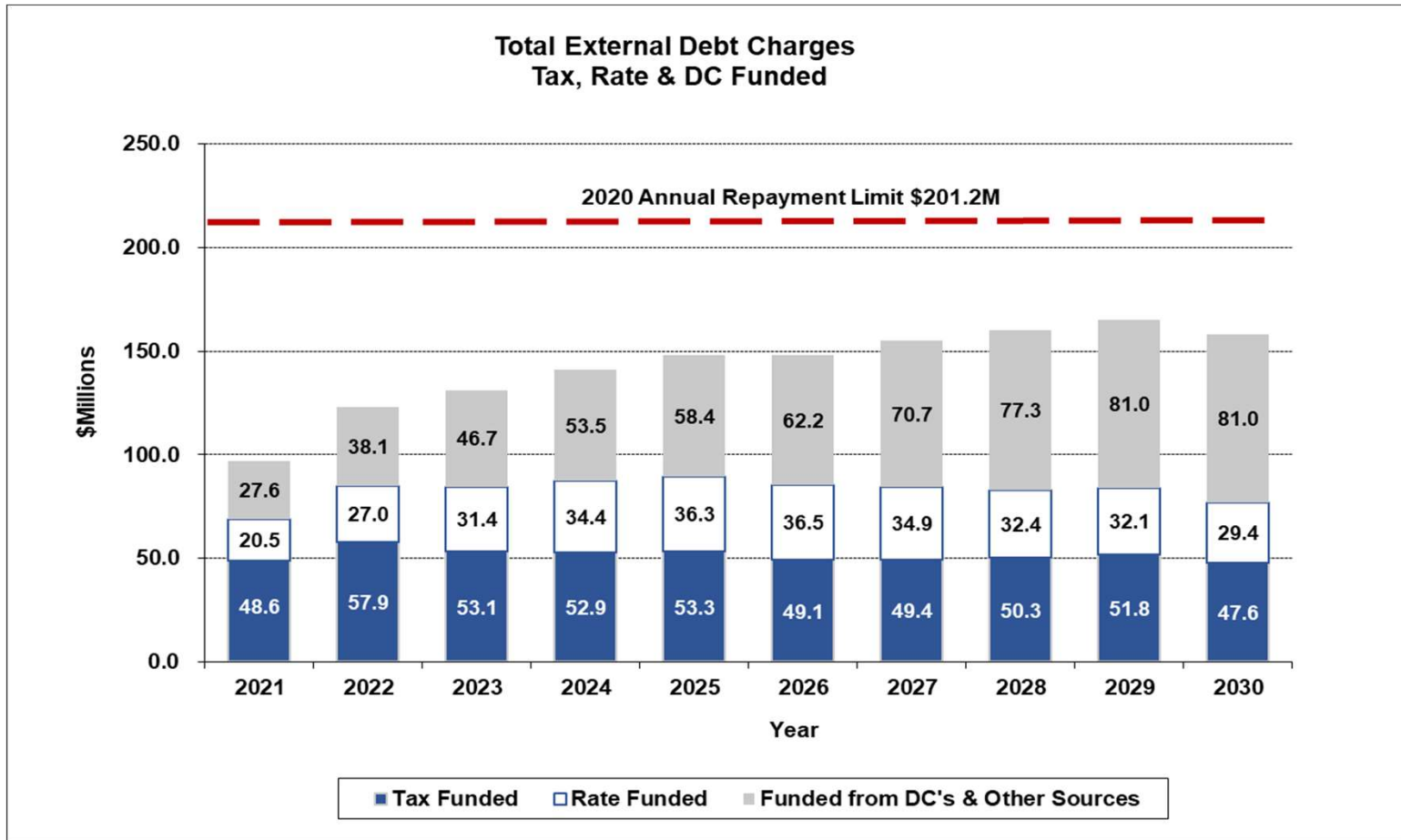
\$6.6 M Confederation Park Redevelopment

DC Debt	\$ 5.3 M
Operating	\$ 1.3 M

Total Forecasted Debt (\$Millions)



Forecasted Debt



Capital Reserves – 2021 Funded Projects



\$10.6 M

Fleet Vehicles &
Equipment



\$3.6 M

Emergency Vehicles &
Fire Apparatus



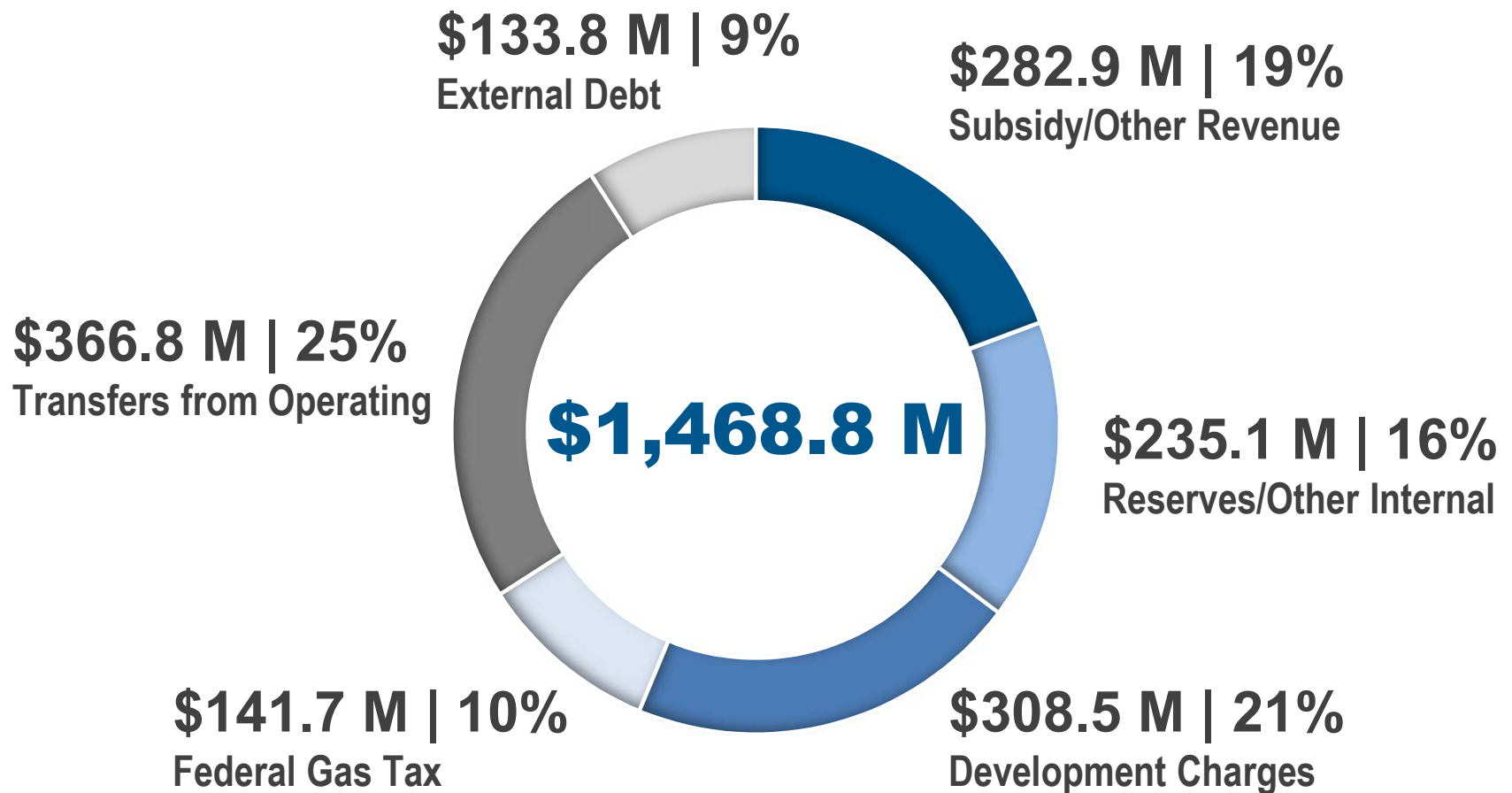
\$9.3 M

HSR Bus Replacement
Program

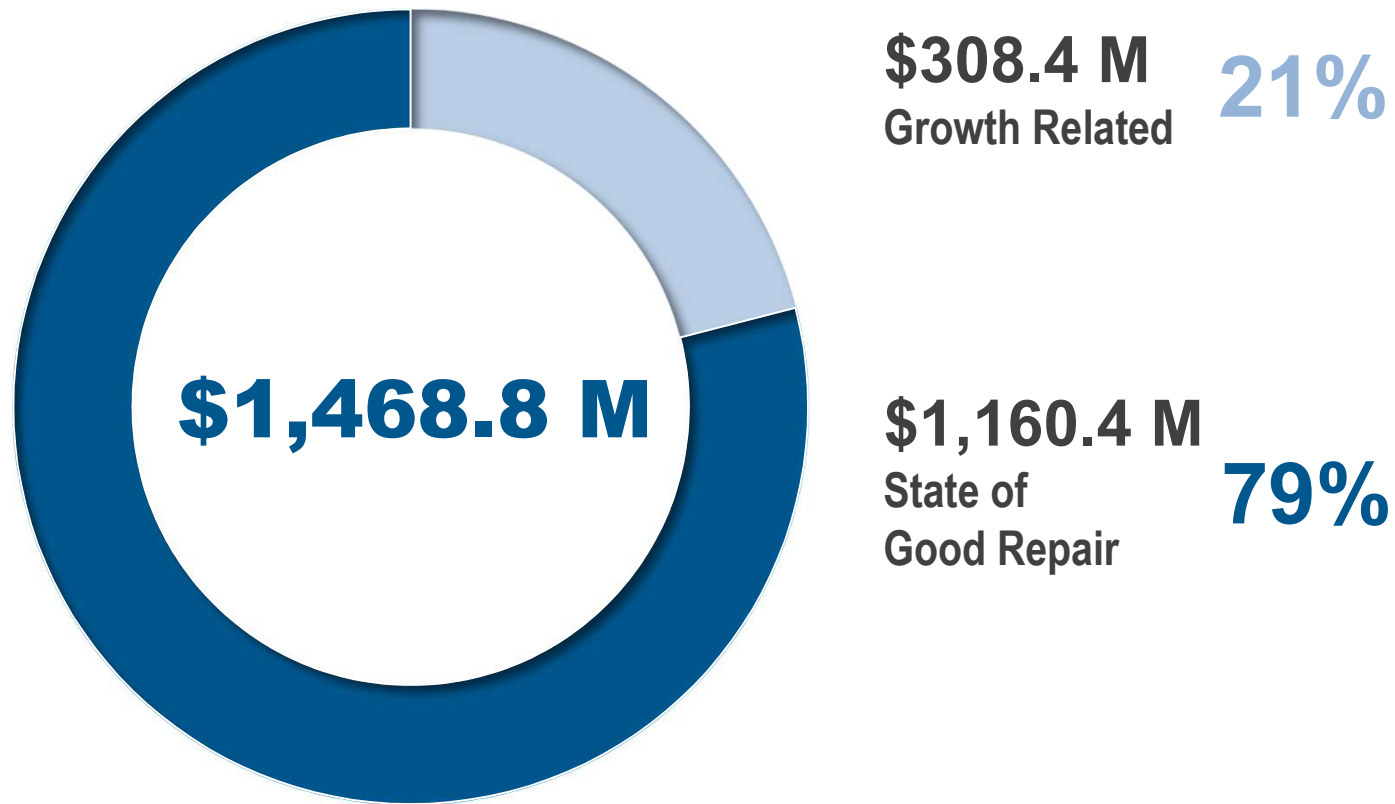
Forecasted Levy Increases

	2021	2022	2023	2024
Capital Levy Increase dedicated to rehab of existing Assets	0.50%	0.50%	0.50%	0.50%
Additional Capital Levy Impact:				
Capital Levy Increase for ICIP - Transit Stream (City Share - debt)	0.18%	0.09%	0.01%	0.01%
Capital Levy Increase for West Harbour MP increase (debt)	0.00%	0.04%	0.07%	0.19%
Capital Levy Increase for DC Exemption Funding increase	0.22%	0.00%	0.00%	0.00%
Total Levy Impact	0.90%	0.63%	0.58%	0.70%

2021-2024 Gross Capital Funding



2021-2024 Gross Capital



Next Steps

ITEM	DATE
GIC – 2021 Tax Capital Budget	December 3 rd (if required)
GIC – User Fee Report	December 9 th
GIC – Tax Operating Overview	January 15 th
GIC – Boards and Agencies	January 19 th & 21 st
GIC – Transit Day	January 22 nd
GIC – Departmental Presentations	January 26 th , 27 th , 28 th , Feb.5 th
GIC – Budget Delegations (Public)	Feb. 8 th
GIC – Budget Deliberations	Feb. 11 th , 22 nd , 25 th and March 1 st & 3 rd
Council Budget Approval	March 31 st



THANK YOU



INFORMATION REPORT

TO:	Mayor and Members General Issues Committee
COMMITTEE DATE:	November 27, 2020
SUBJECT/REPORT NO:	Capital Lifecycle Renewal - Facilities Roof Replacements (PW18065(b)) (City Wide)
WARD(S) AFFECTED:	City Wide
PREPARED BY:	Janet Warner (905) 546-2424 Ext. 7041
SUBMITTED BY:	Rom D'Angelo, C.E.T.; CFM Director, Energy, Fleet and Facilities Management Public Works Department
SIGNATURE:	

COUNCIL DIRECTION

Not Applicable.

INFORMATION

The purpose of this Information Report is to update members of the General Issues Committee of previous reports regarding facilities lifecycle renewal funding, specifically for the replacement of facility roofs, as it relates to the next few years.

The 2021 Capital Budget year marks the second year of a multi-year plan whereby a significant portion of the Facilities Capital Block Funding will be redirected to a much-needed Roof Management Program in order to ensure a state of good repair and prevent further deterioration to a critical building component. Therefore, being proactive with the health of a roofing system will ultimately reduce the building financial liability.

At the November 29, 2019 General Issues Committee, staff from the Energy, Fleet & Facilities Management Division (Public Works) presented an Information Report PW18065(a) which outlined the need for funding of \$5.8 million in addition to the allotted Facilities Block Funding as part of the 2020 Capital Budget. The Information Report was to highlight and address the urgent priority for the replacement of nine unfunded roofs,

OUR Vision: To be the best place to raise a child and age successfully.

OUR Mission: To provide high quality cost conscious public services that contribute to a healthy, safe and prosperous community, in a sustainable manner.

OUR Culture: Collective Ownership, Steadfast Integrity, Courageous Change, Sensational Service, Engaged Empowered Employees.

**SUBJECT: Capital Lifecycle Renewal - Facilities Roof Replacements
(PW18065(b)) (City Wide) - Page 2 of 5**

based on the considerations previously outlined for investment in the roof infrastructure renewal such as end-of-life assets and public perception. The primary focus and consideration of the roof replacements is on health and safety related to not only the facility, but in regard to air quality and mould issues (i.e. as it relates to roof leaks) within public buildings, as well as prevent continued (potential) damage to the rest of the facilities.

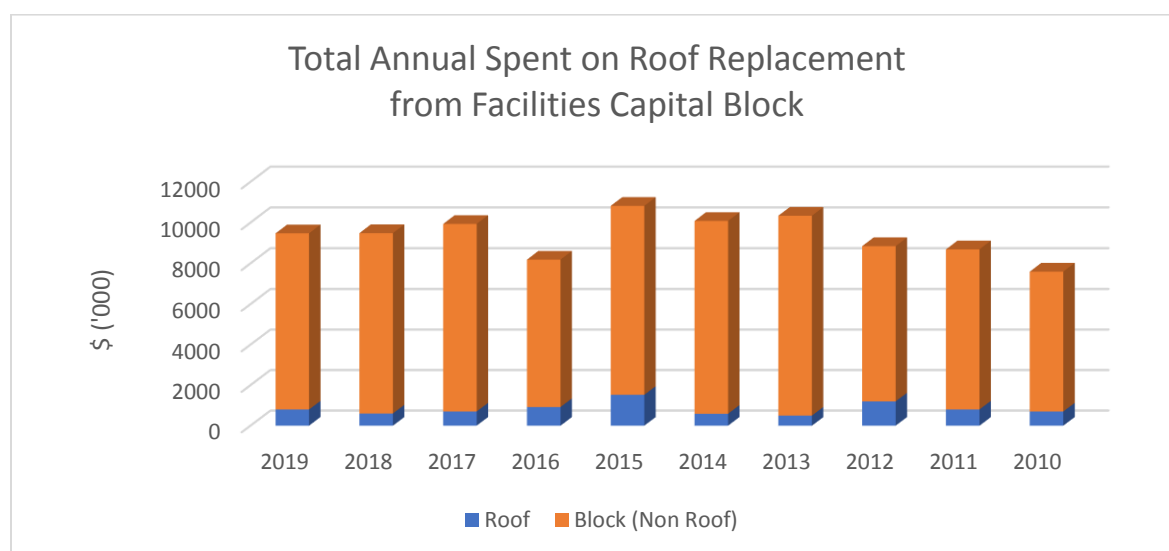
The basis of the Roof Replacement Report PW18065(a), was predicated on staff's earlier introduction of Report PW18065 – 'Capital Lifecycle Renewal – Strategic Renewal of Facilities' which outlined a growing capital backlog of over \$216M, translating to significant end-of-life infrastructure and in particular, roofs - failing or at risk of failing.

BACKGROUND

The total cost of all priority roofs which have reached or will soon exceed end-of-life is anticipated to be over \$60 million (at over 135 locations). Within the inventory of 135 locations, replacing approximately 20 of the most critical roofs before 2025 will cost approximately \$20 million.

As illustrated in Chart 1, over a 10-year period (2010–2019), approximately 9% of the annual Corporate and Recreation Capital Block Funding, or just over \$8M (\$800k annually) out of approximately \$93M, has been allocated to the repair and replacement of aging and failing roofs in order to maintain both the health and safety to the public and staff.

Chart 1



OUR Vision: To be the best place to raise a child and age successfully.

OUR Mission: To provide high quality cost conscious public services that contribute to a healthy, safe and prosperous community, in a sustainable manner.

OUR Culture: Collective Ownership, Steadfast Integrity, Courageous Change, Sensational Service, Engaged Empowered Employees.

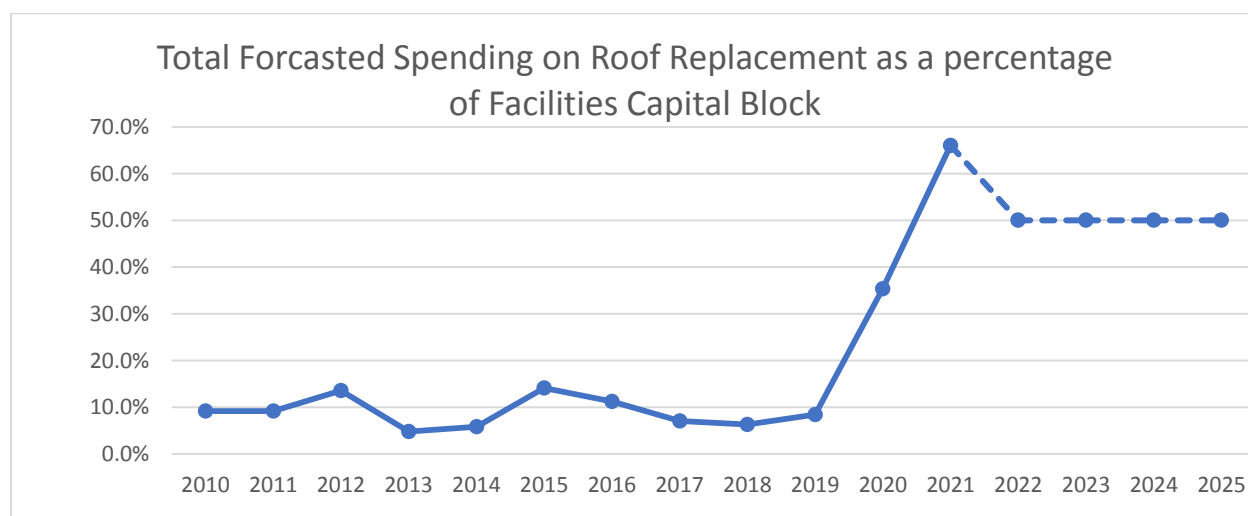
**SUBJECT: Capital Lifecycle Renewal - Facilities Roof Replacements
(PW18065(b)) (City Wide) - Page 3 of 5**

The most cost-efficient way to maintain any building is to proactively plan for repairs and upgrades. As budgets for annual asset maintenance and annual capital stay static, or increase marginally, the priorities for spending that money can change rapidly.

Unlike previous years, 2020 has seen a significant priority shift in the Roof Management Program whereby 35.3% (\$3.3M) of the annual Facilities Block Funding went towards a number of roof replacements in order to address leaking roofs and roofs beyond their end of life at various arenas, recreation centres and other public facing facilities.

The 2021 Facilities Capital allocation will be no different than the current year, where a large portion of the funding will go towards the Roof Management Program. In fact, the roofing program will account for 66% of the Facilities gross capital budget in 2021.

Chart 2



In order to address 20 of the most urgent roofs by 2025, assuming no funding from other levels of government, approximately 60% - 70% of the Facilities Block funds would need to be expended on roofs across all facilities portfolios. As illustrated in Chart 2 the forecast in 2022 to 2025 has been adjusted based the anticipation of funding approvals from other levels of government (Investing in Canada Infrastructure Program (ICIP)).

As infrastructure priorities shift, the City-owned facility roofs will continue to be reviewed and assessed through the Roof Management Program and Facilities' Building Condition Assessments (BCA) to determine priorities on a yearly and as-needed basis. Future capital will be requested and required to undertake the necessary roof replacements either as separate projects or where possible, as part of a larger, capital project in order to benefit from synergies with other works required. Combining works within a larger-

OUR Vision: To be the best place to raise a child and age successfully.

OUR Mission: To provide high quality cost conscious public services that contribute to a healthy, safe and prosperous community, in a sustainable manner.

OUR Culture: Collective Ownership, Steadfast Integrity, Courageous Change, Sensational Service, Engaged Empowered Employees.

**SUBJECT: Capital Lifecycle Renewal - Facilities Roof Replacements
(PW18065(b)) (City Wide) - Page 4 of 5**

scale project will realize and maximize savings, time as well as minimize disruption to the public and those who utilize the facility.

A reprioritization of Facilities Block Funding toward the Roof Management Program would effectively require delaying or ultimately reducing the funding distribution of the following block-funded Facilities Capital Programs & Projects in order to address roof replacement:

- Mechanical Infrastructure Life-cycle renewal;
- Parking Lot Rehabilitation;
- Facility Upgrades to Hamilton Public Libraries;
- Fire stations Facility Upgrade;
- Recreation Centre Retrofits;
- Senior Centre Retrofits;
- Arena Retrofits;
- Park & Fieldhouse Retrofits;
- Community Halls Retrofits;
- Yard capital renewal;
- Facility Capital Maintenance;

Further deferring these capital programs may result in failure of other key end-of-life infrastructure. One example could be a failure in the mechanical infrastructure used to heat a facility. This may result in staff returning to Council for funding for emergency repairs. For under-funded facilities, delaying budgets for capital repairs elevates risks on the feasibility of keeping select facilities open to the public in coming years.

Based on previous year(s) funding approvals for the Roof Management Program, Facilities' staff have initiated the design and replacement (underway) of the following roofs in 2020:

- Hamilton Farmer's Market;
- Terryberry Library which is also being coordinated with necessary HVAC and building envelope work resulting in synergies and a more wholesome and complete project;
- Westdale Library will also include HVAC and envelope work and will be tendered as one project;
- Spring Valley Arena;
- Ancaster Seniors' Centre (completed);
- Valley Park facility roof repairs have been incorporated into the larger, capital project;
- Parkdale Arena roof work has been included in the capital project tendered in 2020.

**SUBJECT: Capital Lifecycle Renewal - Facilities Roof Replacements
(PW18065(b)) (City Wide) - Page 5 of 5**

Additionally, and in combination with the 2021 Capital Budget, Facilities' staff will commence the design of the following roofs without compromising other infrastructure block funded programs, the following will be 'tender ready' for the 2021 season:

- City Hall Garage
- Lawfield Arena
- Beverly Arena
- Carlisle Arena

OTHER FUNDING SOURCES

Report FCS19-080, Investing in Canada Infrastructure Program (ICIP) - Community, Culture and Recreation Stream Intake, was presented and approved by General Issues Committee on October 16, 2019. Staff brought forward several roofing priorities in Recreation Facilities, compiled as 4 Phases of 17 roof replacements.

APPENDICES AND SCHEDULES ATTACHED

Not Applicable.