



City of Hamilton
GENERAL ISSUES COMMITTEE
AGENDA

Meeting #: 20-009
Date: June 15, 2020
Time: 9:30 a.m.
Location: Due to the COVID-19 and the Closure of City Hall

All electronic meetings can be viewed at:

City's Website:
<https://www.hamilton.ca/council-committee/council-committee-meetings/meetings-and-agendas>

City's YouTube Channel:
<https://www.youtube.com/user/InsideCityofHamilton> or Cable 14

Stephanie Paparella, Legislative Coordinator (905) 546-2424 ext. 3993

1. APPROVAL OF AGENDA

(Added Items, if applicable, will be noted with *)

2. DECLARATIONS OF INTEREST

3. APPROVAL OF MINUTES OF PREVIOUS MEETINGS

3.1. February 7, 2020 - Special GIC

3.2. February 13, 2020 - Special GIC

3.3. February 19, 2020

4. COMMUNICATIONS

5. CONSENT ITEMS

5.1. Director Resignation Hamilton Farmers' Market (CM20005) (City Wide)

- 5.2. Economic Impacts of Live Music Sector: Hamilton Music Venue Research (PED20112) (City Wide)

6. PUBLIC HEARINGS / WRITTEN DELEGATIONS

7. STAFF PRESENTATIONS

8. DISCUSSION ITEMS

- 8.1. Our People Survey (HUR20008) (City Wide)
- 8.2. Pilot Program, Partnership Between Hamilton Civic Museums and the Hamilton Public Library (HPL) for Free Museum Admission (PED20069) (City Wide)
- 8.3. Advisory Committee for Persons with Disabilities Report 20-003, March 10, 2020
- 8.4. Transit Area Rating Review Sub-Committee Report 20-001, February 25, 2020
- 8.5. Public Works - Capital Projects Status Report as of December 31, 2019 (FCS19077(b))
- 8.6. Capital Project Closing Report as of December 31, 2019 (FCS19078(b)) (City Wide)
- 8.7. Capital Projects Status Report (Excluding Public Works) as of December 31, 2019 (FCS19079(b)) (City Wide)
- 8.8. Environmental Remediation and Site Enhancement (ERASE) Redevelopment Grant Application, 575 Woodward Avenue, ERG-19-03 (PED20113) (Ward 4)

9. MOTIONS

- 9.1. Hamilton Farmers' Market Governance Model

10. NOTICES OF MOTION

11. GENERAL INFORMATION / OTHER BUSINESS

- 11.1. Amendments to the Outstanding Business List
 - 11.1.a. Proposed New Due Dates:

- 11.1.a.a. Code of Conduct for Council - Appointed Citizen Members of External Boards and Agencies
Current Due Date: February 19, 2020
Proposed New Due Date: September 23, 2020
- 11.1.a.b. Revenue Enhancement Opportunities at the John C. Munro International Airport
Current Due Date: March 25, 2020
Proposed New Due Date: August 10, 2020
- 11.1.a.c. Update on Request for Information – Downtown Parking Structure (PED16105 and PED15183)
Current Due Date: September 8, 2020
Proposed New Due Date: November 4, 2020
- 11.1.a.d. Pier 8 Development Opportunity RFP – Summary of the 4 Proposals
Current Due Date: February 19, 2020
Proposed New Due Date: August 10, 2020
- 11.1.a.e. Outline of the Costs of the exclusions outlined in Report PW18064 (AODA)
Current Due Date: March 25, 2020
Proposed Due Date: November 18, 2020
- 11.1.a.f. Parkland Acquisition Strategy
Current Due Date: December 9, 2020
Proposed New Due Date: December 8, 2021
- 11.1.a.g. Multi-Purpose Community Hub for Diverse & Marginalized Communities – Business Case
Current Due Date: June 15, 2020
Proposed New Due Date: October 7, 2020

- 11.1.a.h. Annual Review of the Municipal Funding Program - Synapse Life Sciences Consortium
Current Due Date: April 8, 2020
Proposed New Due Date: July 6, 2020
- 11.1.a.i. Innovation Factory Request for Funding Renewal Option
Current Due Date: June 15, 2020
Proposed New Due Date: July 6, 2020
- 11.1.a.j. Review of Possible Methods to Assist Prospective Purchasers to better Understand Special Zoning and land Use Restrictions on the Pleasant View Survey Lands
Current Due Date: March 25, 2020
Proposed New Due Date: October 21, 2020
- 11.1.a.k. CityLab Pilot Project Annual Update
Current Due Date: May 20, 2020
Proposed New Due Date: July 6, 2020
- 11.1.a.l. Hamilton Home Energy Retrofit Opportunity (HERO Program)
Current Due Date: June 15, 2020
Proposed New Due Date: December 9, 2020
- 11.1.a.m. Establishing a Gender and Equity Lens
Current Due Date: June 15, 2020
Proposed New Due Date: December 9, 2020
- 11.1.a.n. Status Update respecting the Implementation of the Equity, Diversity and Inclusion Process
Current Due Date: June 15, 2020
Proposed New Due Date: December 9, 2020
- 11.1.b. Items to be Removed:

- 11.1.b.a. Art in Public Places
(Addressed at the June 3, 2020 Council as Item 5.4(a) - Report PED20068)
- 11.1.b.b. Free Museum Visits to Hamilton Public Library Holders (Pilot)
(Addressed as Item 8.2 on this agenda - Report PED20069)
- 11.1.b.c. Proposal for the Adaptive Re-Use of Balfour House/Chedoke Estate
(Addressed at the February 19, 2020 GIC as Item 10.1 - Report PED19168(a))
- 11.1.b.d. Waiver of Park and Insurance Fees for Easter Egg Hunts and Like Events
(Addressed at the February 19, 2020 as Item 10.3 - Report HSC20008)
- 11.1.b.e. Policy on Standard Terms and Conditions to be Incorporated in City Lease Agreements Consistent with the City's Equity and Inclusion Policy
(Addressed at the February 19, 2020 GIC as Item 10.11 - Report LS20007/HUR20005)
- 11.1.b.f. Accounting of All Light Rail Transit Expenditures
(Project no longer active.)
- 11.1.b.g. CR-01 – Zoning Officer / Enforcement Officer in Wards 9 and 11
(Pilot project is longer required, as staff were able to create the position through retirement, reorganization; and, the position is no longer specific to the pilot.)
- 11.1.b.h. Feasibility of Locating a New Arena on the Hamilton Mountain (Limeridge Mall)
(Addressed at the January 15, 2020 GIC as Item 10.13 - Report PED20008)
- 11.1.b.i. Hosting Proposal – 2030 Commonwealth Games Bid
(Addressed at the February 19, 2020 GIC as Item 9.2 - Report (PED19108(d))

- 11.1.b.j. 2030 Commonwealth Games - Assessment of the Proposal against the City's Master Plans and Approved Ten-Year Capital Plan

(Addressed at the February 19, 2020 GIC as Item 9.2 - Report (PED19108(d)))
- 11.1.b.k. 2030 Commonwealth Games – Governance

(Addressed at the February 19, 2020 GIC as Item 9.2 - Report (PED19108(d)))
- 11.1.b.l. 2030 Commonwealth Games – Indemnification of the City

(Addressed at the February 19, 2020 GIC as Item 9.2 - Report (PED19108(d)))
- 11.1.b.m. 2030 Commonwealth Games Bid - Review of the financial model contained in the potential Hosting Proposal 2

(Addressed at the February 19, 2020 GIC as Item 9.2 - Report (PED19108(d)))
- 11.1.b.n. 2030 Commonwealth Games Bid - Potential Implications of the Municipal Share of Hosting the Games

(Addressed at the February 19, 2020 GIC as Item 9.2 - Report (PED19108(d)))
- 11.1.b.o. Hosting Proposal – 2030 Commonwealth Games Bid - Inclusion of the Entertainment District Facilities in the Bid

(Addressed at the February 19, 2020 GIC as Item 9.2 - Report (PED19108(d)))
- 11.1.b.p. Sub-section (a) to Report PED20053, Enbridge Gas Inc. Leave to Construct Application for the 2021 Dawn to Parkway Extension and Integrated Resource Planning Proposal

(Addressed at the April 29, 2020 Council meeting as Item 5.4(c))
- 11.1.b.q. Geographic Information System (GIS) Access for Councillors

(Addressed at the February 2020 Council meeting. IPC and MPAC invited to attend future GIC.)

- 11.1.b.r. Conservation Authorities Act Review
(Addressed at the January 21, 2020 GIC as Item 1 - Report FCS20011)
- 11.1.b.s. Pending Litigation Matters and Associated Liabilities
(Addressed as Item 9.2 at the June 3, 2020 Council (COW) - Report LS20006)
- 11.1.b.t. Correspondence from Di Censo respecting her resignation from the Hamilton Farmers' Market Board of Directors
(Addressed as Item 5.1 on this agenda - Report CM20005)
- 11.1.b.u. User Fees and User Fee Waivers
(Addressed at the December 4, 2019 GIC as Item 17 - Report FCS19092)
- 11.1.b.v. Potential Regulatory Litigation Matter (Chedoke Creek)
(Addressed at the April 29, 2020 Council as Item 5.1(a) - Report PW19008(h))
- 11.1.b.w. Feasibility of Waiving Penalties on Property Tax
(Addressed at the April 8, 2020 Council as Item 5.3(a) - Report FCS20038)

12. PRIVATE AND CONFIDENTIAL

13. ADJOURNMENT



SPECIAL GENERAL ISSUES COMMITTEE MINUTES 20-005

1:07 p.m.

Friday, February 7, 2020

Council Chambers

Hamilton City Hall

71 Main Street West

Present: Deputy Mayor J. P. Danko (Chair)
Councillors M. Wilson, N. Nann, J. Farr, S. Merulla, C. Collins,
T. Jackson, B. Clark, M. Pearson, L. Ferguson, A. VanderBeek,
J. Partridge

Absent: Mayor F. Eisenberger – Other City Business
Councillors B. Johnson, T. Whitehead, E. Pauls – Personal

THE FOLLOWING ITEMS WERE REFERRED TO COUNCIL FOR CONSIDERATION:

- 1. Enbridge Gas Inc. Leave to Construct Application for the 2021 Dawn to Parkway Extension and Integrated Resource Planning Proposal (PED20053) (Wards 13 and 15) (Item 7.1)**

(Ferguson/Clark)

- (a) That, in response to the Ontario Energy Board's Procedural Order #1, dated January 30, 2020, the General Manager of Planning and Economic Development be authorized and directed to file written submissions on behalf of the City that are consistent with the issues outlined in Report PED20053;***
- (b) That staff be directed to request the Ontario Energy Board require an ecological study and an independent peer review of the proposal to funded by the Proponent, prior to any decision to grant leave to construct; and,***
- (c) That staff be directed to request an oral hearing, to be held in the City of Hamilton, to ensure a fully transparent and public process.***

Result: Main Motion, As Amended, CARRIED by a vote of 9 to 0, as follows:

YES - Ward 1 Councillor Maureen Wilson
 YES - Ward 2 Councillor Jason Farr
 YES - Ward 3 Councillor Nrinder Nann
 NOT PRESENT - Ward 4 Councillor Sam Merulla
 NOT PRESENT - Ward 5 Councillor Chad Collins
 YES - Ward 6 Councillor Tom Jackson
 NOT PRESENT - Ward 7 Councillor Esther Pauls
 YES - Deputy Mayor - Ward 8 Councillor John-Paul Danko
 NOT PRESENT - Mayor Fred Eisenberger
 NOT PRESENT - Ward 15 Councillor Judi Partridge
 NOT PRESENT - Ward 14 Councillor Terry Whitehead
 YES - Ward 13 Councillor Arlene VanderBeek
 YES - Ward 12 Councillor Lloyd Ferguson
 NOT PRESENT - Ward 11 Councillor Brenda Johnson
 YES - Ward 10 Councillor Maria Pearson
 YES - Ward 9 Councillor Brad Clark

FOR INFORMATION:

(a) APPROVAL OF AGENDA (Item 1)

The Committee Clerk advised of the following changes to the agenda:

1. COMMUNICATION ITEMS (Item 3)
 - 3.2 Correspondence from the Hamilton Conservation Authority, respecting their Opposition of the Easement Request made by Enbridge Gas Inc.

 Recommendation: Be received and referred to consideration of Item 7.1 – Report PED20053, Enbridge Gas Inc. Leave to Construct Application for the 2021 Dawn to Parkway Extension and Integrated Resource Planning Proposal
2. DELEGATION REQUESTS (Item 4)
 - 4.1 Victoria Galea, Green party of Ontario, respecting Item 7.1 - Enbridge Gas Inc. Leave to Construct Application for the 2021

Dawn to Parkway Extension and Integrated Resource Planning Proposal

- 4.2 Keith Boulton, Enbridge Gas Inc., Enbridge Gas Inc. Leave to Construct Application for the 2021 Dawn to Parkway Extension and Integrated Resource Planning Proposal

3. PUBLIC HEARINGS/DELEGATIONS (Item 5)

- 5.1 Nicole Smith, Kumon Hamilton West End, respecting Item 7.1 - Enbridge Gas Inc. Leave to Construct Application for the 2021 Dawn to Parkway Extension and Integrated Resource Planning Proposal

(Ferguson/VanderBeek)

That the agenda for the February 7, 2020 Special General Issues Committee meeting be approved, as amended.

Result: Motion CARRIED by a vote of 11 to 0, as follows:

YES - Ward 1 Councillor Maureen Wilson
 YES - Ward 2 Councillor Jason Farr
 YES - Ward 3 Councillor Nrinder Nann
 YES - Ward 4 Councillor Sam Merulla
 YES - Ward 5 Councillor Chad Collins
 YES - Ward 6 Councillor Tom Jackson
 NOT PRESENT - Ward 7 Councillor Esther Pauls
 YES - Deputy Mayor - Ward 8 Councillor John-Paul Danko
 NOT PRESENT - Mayor Fred Eisenberger
 NOT PRESENT - Ward 15 Councillor Judi Partridge
 NOT PRESENT - Ward 14 Councillor Terry Whitehead
 YES - Ward 13 Councillor Arlene VanderBeek
 YES - Ward 12 Councillor Lloyd Ferguson
 NOT PRESENT - Ward 11 Councillor Brenda Johnson
 YES - Ward 10 Councillor Maria Pearson
 YES - Ward 9 Councillor Brad Clark

(b) DECLARATIONS OF INTEREST (Item 2)

There were no declarations of interest.

(c) COMMUNICATIONS (Item 3)

(Wilson/Partridge)

That Communication Items 3.1 and 3.2 be approved, as follows:

- (i) Correspondence from Nancy Blackborow, Item 7.1 – Report PED20053, Enbridge Gas Inc. Leave to Construct Application for the 2021 Dawn to Parkway Extension and Integrated Resource Planning Proposal (Item 3.1)**

Recommendation: Be received and referred to consideration of Item 7.1 – Report PED20053, Enbridge Gas Inc. Leave to Construct Application for the 2021 Dawn to Parkway Extension and Integrated Resource Planning Proposal.

- (ii) Correspondence from the Hamilton Conservation Authority, respecting their Opposition of the Easement Request made by Enbridge Gas Inc. (Item 3.2)**

Recommendation: Be received and referred to consideration of Item 7.1 – Report PED20053, Enbridge Gas Inc. Leave to Construct Application for the 2021 Dawn to Parkway Extension and Integrated Resource Planning Proposal.

CARRIED

(d) DELEGATION REQUESTS (Item 4)

(Clark/Ferguson)

That the delegation requests, Items 4.1 and 4.2, be approved, as follows:

- (i) Victoria Galea, Green party of Ontario, respecting Item 7.1 - Enbridge Gas Inc. Leave to Construct Application for the 2021 Dawn to Parkway Extension and Integrated Resource Planning Proposal (Item 4.1)**
- (ii) Keith Boulton, Enbridge Gas Inc., Enbridge Gas Inc. Leave to Construct Application for the 2021 Dawn to Parkway Extension and Integrated Resource Planning Proposal (Item 4.2)**

Result: Motion CARRIED by a vote of 11 to 0, as follows:

YES - Ward 1 Councillor Maureen Wilson
 YES - Ward 2 Councillor Jason Farr
 YES - Ward 3 Councillor Nrinder Nann
 YES - Ward 4 Councillor Sam Merulla

YES - Ward 5 Councillor Chad Collins
 YES - Ward 6 Councillor Tom Jackson
 NOT PRESENT - Ward 7 Councillor Esther Pauls
 YES - Deputy Mayor - Ward 8 Councillor John-Paul Danko
 NOT PRESENT - Mayor Fred Eisenberger
 NOT PRESENT - Ward 15 Councillor Judi Partridge
 NOT PRESENT - Ward 14 Councillor Terry Whitehead
 YES - Ward 13 Councillor Arlene VanderBeek
 YES - Ward 12 Councillor Lloyd Ferguson
 NOT PRESENT - Ward 11 Councillor Brenda Johnson
 YES - Ward 10 Councillor Maria Pearson
 YES - Ward 9 Councillor Brad Clark

(e) PUBLIC HEARINGS / DELEGATIONS (Item 5)

(i) Nicole Smith, Kumon Hamilton West End, respecting the Enbridge Fracked Gas Line (Item 5.1)

Nicole Smith, Kumon Hamilton addressed Committee and provided a PowerPoint presentation, respecting the Enbridge Fracked Gas Line.

(VanderBeek/Nann)

That the presentation provided by Nicole Smith, Kumon Hamilton West End, respecting the Enbridge Fracked Gas Line, be received.

CARRIED

A copy of the presentation is available on the City's website at www.hamilton.ca or through the Office of the City Clerk.

For disposition of this matter, please refer to Item 1.

(ii) Victoria Galea, Green party of Ontario, respecting Item 7.1 - Enbridge Gas Inc. Leave to Construct Application for the 2021 Dawn to Parkway Extension and Integrated Resource Planning Proposal (Item 5.2)

Victoria Galea, Green party of Ontario, addressed Committee respecting Item 7.1 - Enbridge Gas Inc. Leave to Construct Application for the 2021 Dawn to Parkway Extension and Integrated Resource Planning Proposal.

(Farr/Nann)

That the presentation provided by Victoria Galea, Green party of Ontario, respecting Item 7.1 - Enbridge Gas Inc. Leave to Construct Application for

the 2021 Dawn to Parkway Extension and Integrated Resource Planning Proposal, be received.

CARRIED

A copy of the presentation is available on the City's website at www.hamilton.ca or through the Office of the City Clerk.

For disposition of this matter, please refer to Item 1.

(iii) **Keith Boulton, Enbridge Gas Inc., Enbridge Gas Inc. Leave to Construct Application for the 2021 Dawn to Parkway Extension and Integrated Resource Planning Proposal (Item 5.3)**

Keith Boulton, Enbridge Gas Inc., addressed Committee and provided a PowerPoint presentation, respecting the Enbridge Gas Inc. Leave to Construct Application for the 2021 Dawn to Parkway Extension and Integrated Resource Planning Proposal.

(Ferguson/Pearson)

That the presentation provided by Keith Boulton, Enbridge Gas Inc., respecting the Enbridge Gas Inc. Leave to Construct Application for the 2021 Dawn to Parkway Extension and Integrated Resource Planning Proposal, be received.

CARRIED

A copy of the presentation is available on the City's website at www.hamilton.ca or through the Office of the City Clerk.

For disposition of this matter, please refer to Item 1.

(f) STAFF PRESENTATIONS (Item 7)

(i) **Enbridge Gas Inc. Leave to Construct Application for the 2021 Dawn to Parkway Extension and Integrated Resource Planning Proposal (PED20053) (Wards 13 and 15) (Item 7.1)**

Alvin Chan, Manager of Legislative Approvals / Staging of Development, addressed Committee and provided a PowerPoint presentation respecting Report PED20053, Enbridge Gas Inc.'s Leave to Construct Application for the 2021 Dawn to Parkway Extension and Integrated Resource Planning Proposal.

(VanderBeek/Pearson)

That the presentation respecting Report PED20053, Enbridge Gas Inc.'s Leave to Construct Application for the 2021 Dawn to Parkway Extension and Integrated Resource Planning Proposal, be received.

CARRIED

A copy of the presentation is available on the City's website at www.hamilton.ca or through the Office of the City Clerk.

For disposition of this matter, please refer to Item 1.

(Clark/Jackson)

- (a) That subsection (a) to Report PED20053, respecting Enbridge Gas Inc.'s Leave to Construct Application for the 2021 Dawn to Parkway Extension and Integrated Resource Planning Proposal, be DEFERRED to the February 19, 2020 General Issues Committee:
 - (a) That the General Manager of Planning and Economic Development be authorized and directed to advise the Ontario Energy Board that Hamilton withdraws its request for intervenor status for file EB-2019-0159 in respect of the Enbridge Gas Inc. Leave to Construct Application for the 2021 Dawn to Parkway Extension and Integrated Resource Planning Proposal; and,
- (b) That subsection (b) to Report PED20053, respecting Enbridge Gas Inc.'s Leave to Construct Application for the 2021 Dawn to Parkway Extension and Integrated Resource Planning Proposal, be deleted and replaced to read as follows:
 - ~~(b) That the General Manager of Planning and Economic Development be authorized and directed to file with the Ontario Energy Board, a Letter of Comment including a request that Enbridge Gas Inc. respond to all interrogatories.~~
 - (b) That, in response to the Ontario Energy Board's Procedural Order #1 dated January 30, 2020, the General Manager of Planning and Economic Development be authorized and directed to file written submissions on behalf of the City that are consistent with the issues outlined in Report PED20053;**
- (c) That new subsections (c) and (d) be added to Report PED20053, respecting Enbridge Gas Inc.'s Leave to Construct Application for

the 2021 Dawn to Parkway Extension and Integrated Resource Planning Proposal, to read as follows:

- (c) ***That staff be directed to request the Ontario Energy Board require an ecological study and an independent peer review of the proposal to funded by the Proponent, prior to any decision to grant leave to construct; and,***
- (d) ***That staff be directed to request an oral hearing, to be held in the City of Hamilton, to ensure a fully transparent and public process.***

Result: Amendment CARRIED by a vote of 9 to 0, as follows:

YES - Ward 1 Councillor Maureen Wilson
 YES - Ward 2 Councillor Jason Farr
 YES - Ward 3 Councillor Nrinder Nann
 NOT PRESENT - Ward 4 Councillor Sam Merulla
 NOT PRESENT - Ward 5 Councillor Chad Collins
 YES - Ward 6 Councillor Tom Jackson
 NOT PRESENT - Ward 7 Councillor Esther Pauls
 YES - Deputy Mayor - Ward 8 Councillor John-Paul Danko
 NOT PRESENT - Mayor Fred Eisenberger
 NOT PRESENT - Ward 15 Councillor Judi Partridge
 NOT PRESENT - Ward 14 Councillor Terry Whitehead
 YES - Ward 13 Councillor Arlene VanderBeek
 YES - Ward 12 Councillor Lloyd Ferguson
 NOT PRESENT - Ward 11 Councillor Brenda Johnson
 YES - Ward 10 Councillor Maria Pearson
 YES - Ward 9 Councillor Brad Clark

(g) ADJOURNMENT (Item 10)

(VanderBeek/Ferguson)

There being no further business, the General Issues Committee be adjourned at 3:23 p.m.

Respectfully submitted,

Deputy Mayor J. P. Danko
 Chair, General Issues Committee

Stephanie Paparella
 Legislative Coordinator,
 Office of the City Clerk



SPECIAL GENERAL ISSUES COMMITTEE MINUTES 20-006

12:57 p.m.

Thursday, February 13, 2020

Council Chambers

Hamilton City Hall

71 Main Street West

Present: Mayor F. Eisenberger, Deputy Mayor J. P. Danko (Chair)
Councillors M. Wilson, N. Nann, J. Farr, S. Merulla, C. Collins,
T. Jackson, E. Pauls, B. Clark, M. Pearson, B. Johnson,
A. VanderBeek, J. Partridge

Absent: Councillors T. Whitehead, L. Ferguson – Personal

THE FOLLOWING ITEMS WERE REFERRED TO COUNCIL FOR CONSIDERATION:

**1. Chedoke Creek Ministry Order Update (PW19008(g)/LS19004(g)) (City Wide)
(Item 6.1)**

(Eisenberger/Partridge)

- (a) That Report PW19008(g)/LS19004(g), respecting the Chedoke Creek Ministry Order Update, be received; and,
- (b) That the Legal Opinion of Rosalind Cooper, attached as Appendix “B” to Report PW19008(g)/LS19004(g), respecting the Chedoke Creek Ministry Order Update, regarding the ongoing investigation and potential litigation remain confidential and not be released as a public document.

Result: Motion CARRIED by a vote of 12 to 0, as follows:

YES - Ward 1 Councillor Maureen Wilson
YES - Ward 2 Councillor Jason Farr
YES - Ward 3 Councillor Nrinder Nann
NOT PRESENT - Ward 4 Councillor Sam Merulla
NOT PRESENT - Ward 5 Councillor Chad Collins
YES - Ward 6 Councillor Tom Jackson

YES - Ward 7 Councillor Esther Pauls
 YES - Deputy Mayor - Ward 8 Councillor John-Paul Danko
 YES - Mayor Fred Eisenberger
 YES - Ward 15 Councillor Judi Partridge
 NOT PRESENT - Ward 14 Councillor Terry Whitehead
 YES - Ward 13 Councillor Arlene VanderBeek
 NOT PRESENT - Ward 12 Councillor Lloyd Ferguson
 YES - Ward 11 Councillor Brenda Johnson
 YES - Ward 10 Councillor Maria Pearson
 YES - Ward 9 Councillor Brad Clark

2. Chedoke Creek Spill Update (PW19008(f)) (City Wide) (Item 7.1)

(Eisenberger/Pearson)

That Report PW19008(f), respecting the Chedoke Creek Spill Update, be received.

CARRIED

FOR INFORMATION:

(a) APPROVAL OF AGENDA (Item 2)

The Committee Clerk advised of the following changes to the agenda:

6. STAFF PRESENTATIONS

- 6.1 Chedoke Creek Ministry Order Update (PW19008(g) / LS19004(g))
(City Wide)

7. DISCUSSION ITEMS

- 7.1 Potential Regulatory Litigation Update (PW19008(f)) (City Wide)

The title for Report PW19008(f) has been changed to better reflect the content, and now reads "**Chedoke Creek Spill Update**" rather than "Potential Regulatory Litigation Update".

10. PRIVATE & CONFIDENTIAL

- 10.1 Appendix "B" to Report PW19008(g)/LS19004(g), respecting the Chedoke Creek Ministry Order Update

(Pearson/VanderBeek)

That the agenda for the February 13, 2020 Special General Issues Committee meeting, be approved, as amended.

Result: Motion CARRIED by a vote of 10 to 0, as follows:

YES - Ward 1 Councillor Maureen Wilson
 NOT PRESENT - Ward 2 Councillor Jason Farr
 NOT PRESENT - Ward 3 Councillor Nrinder Nann
 YES - Ward 4 Councillor Sam Merulla
 YES - Ward 5 Councillor Chad Collins
 YES - Ward 6 Councillor Tom Jackson
 NOT PRESENT - Ward 7 Councillor Esther Pauls
 YES - Deputy Mayor - Ward 8 Councillor John-Paul Danko
 NOT PRESENT - Mayor Fred Eisenberger
 YES - Ward 15 Councillor Judi Partridge
 NOT PRESENT - Ward 14 Councillor Terry Whitehead
 YES - Ward 13 Councillor Arlene VanderBeek
 NOT PRESENT - Ward 12 Councillor Lloyd Ferguson
 YES - Ward 11 Councillor Brenda Johnson
 YES - Ward 10 Councillor Maria Pearson
 YES - Ward 9 Councillor Brad Clark

(b) DECLARATIONS OF INTEREST (Item 3)

There were no declarations of interest.

(c) STAFF PRESENTATIONS (Item 6)

(i) Chedoke Creek Ministry Order Update (PW19008(g) / LS19004(g)) (City Wide) (Item 6.1)

Dan McKinnon, General Manager of Public Works; and, Gord Wicher, of SLR Consultants, provided a PowerPoint presentation respecting Report PW19008(g) / LS19004(g) - Chedoke Creek Ministry Order Update.

(Eisenberger/Partridge)

That the presentation, respecting Report PW19008(g) / LS19004(g) - Chedoke Creek Ministry Order Update, be received.

CARRIED

A copy of the presentation is available on the City's website or through the Office of the City Clerk.

To view the video presentation, please refer to the link below:

<https://youtu.be/RMhGtxJGhul>

(Eisenberger/Pauls)

That consideration of Report PW19008(g)/LS19004(g) - Chedoke Creek Ministry Order Update, be DEFERRED until Committee reconvenes in Open Session.

CARRIED

For disposition of this matter, please refer to Item 1.

(Pauls/Jackson)

That Committee move into Closed Session respecting Item 10.1, pursuant to Section 8.1, Sub-sections (e), (f) and (k) of the City's Procedural By-law 18-270, *as amended*; and, Section 239(2), Sub-sections (e), (f) and (k) of the *Ontario Municipal Act, 2001; as amended*, as the subject matter pertains to litigation or potential litigation, including matters before administrative tribunals, affecting the municipality or local board; advice that is subject to solicitor-client privilege, including communications necessary for that purpose; and, a position, plan, procedure, criteria or instruction to be applied to any negotiations carried on or to be carried on by or on behalf of the municipality or local board.

Result: Motion CARRIED by a vote of 10 to 0, as follows:

YES - Ward 1 Councillor Maureen Wilson
 YES - Ward 2 Councillor Jason Farr
 YES - Ward 3 Councillor Nrinder Nann
 NOT PRESENT - Ward 4 Councillor Sam Merulla
 NOT PRESENT - Ward 5 Councillor Chad Collins
 YES - Ward 6 Councillor Tom Jackson
 YES - Ward 7 Councillor Esther Pauls
 YES - Deputy Mayor - Ward 8 Councillor John-Paul Danko
 YES - Mayor Fred Eisenberger
 NOT PRESENT - Ward 15 Councillor Judi Partridge
 NOT PRESENT - Ward 14 Councillor Terry Whitehead
 NOT PRESENT - Ward 13 Councillor Arlene VanderBeek
 NOT PRESENT - Ward 12 Councillor Lloyd Ferguson
 YES - Ward 11 Councillor Brenda Johnson
 YES - Ward 10 Councillor Maria Pearson
 YES - Ward 9 Councillor Brad Clark

(d) ADJOURNMENT (Item 15)

(Pauls/Pearson)

That there being no further business, the General Issues Committee be adjourned at 4:41 p.m.

CARRIED

Respectfully submitted,

Deputy Mayor J. P. Danko
Chair, General Issues Committee

Stephanie Paparella
Legislative Coordinator,
Office of the City Clerk



GENERAL ISSUES COMMITTEE MINUTES 20-007

9:30 a.m.

Wednesday, February 19, 2020

Council Chambers

Hamilton City Hall

71 Main Street West

Present: Mayor F. Eisenberger, Deputy Mayor J. P. Danko (Chair)
Councillors M. Wilson, N. Nann, J. Farr, S. Merulla, C. Collins,
T. Jackson, E. Pauls, M. Pearson, A. VanderBeek, T. Whitehead,
J. Partridge

Absent: Councillor B. Clark, B. Johnson – Other City Business
Councillor L. Ferguson – Personal

THE FOLLOWING ITEMS WERE REFERRED TO COUNCIL FOR CONSIDERATION:

**1. Hamilton Immigration Partnership Council – Funding Agreement
(PED20046) (City Wide) (Item 7.2)**

(Nann/Wilson)

- (a) That the City of Hamilton accept \$1,769,034 from Immigration, Refugees and Citizenship Canada for the purpose of supporting the Hamilton Immigration Partnership Council (HIPC) and continued implementation of HIPC's strategic plan and annual work plans over the next five fiscal years, from April 1, 2020 to March 31, 2025; and,
- (b) That the General Manager of the Planning and Economic Development Department be authorized and directed to execute a new Grant Agreement between the City of Hamilton and Immigration, Refugees and Citizenship Canada, subject to any amendments approved by the General Manager of Community Services, in a form satisfactory to the City Solicitor.

Result: Motion CARRIED by a vote of 12 to 0, as follows:

YES - Ward 1 Councillor Maureen Wilson
YES - Ward 2 Councillor Jason Farr
YES - Ward 3 Councillor Nrinder Nann
Council – February 26, 2019

YES - Ward 4 Councillor Sam Merulla
 YES - Ward 5 Councillor Chad Collins
 YES - Ward 6 Councillor Tom Jackson
 YES - Ward 7 Councillor Esther Pauls
 YES - Deputy Mayor - Ward 8 Councillor John-Paul Danko
 YES - Mayor Fred Eisenberger
 YES - Ward 15 Councillor Judi Partridge
 NOT PRESENT - Ward 14 Councillor Terry Whitehead
 YES - Ward 13 Councillor Arlene VanderBeek
 NOT PRESENT - Ward 12 Councillor Lloyd Ferguson
 NOT PRESENT - Ward 11 Councillor Brenda Johnson
 YES - Ward 10 Councillor Maria Pearson
 NOT PRESENT - Ward 9 Councillor Brad Clark

2. 2020 Tesla Electric City Festival (Item 8.4)

(Eisenberger/Merulla)

- (a) That the 2020 Tesla Electric City Festival, to be held at the Hamilton Museum of Steam and Technology, be endorsed; and,
- (b) That the site operational costs of \$13,390 for the development and implementation of the 2020 Tesla Electric City Festival at the Hamilton Museum of Steam and Technology (HMST) be funded from the Economic Development Investment Fund (112221).

Result: Motion CARRIED by a vote of 9 to 0, as follows:

NOT PRESENT - Ward 1 Councillor Maureen Wilson
 YES - Ward 2 Councillor Jason Farr
 YES - Ward 3 Councillor Nrinder Nann
 YES - Ward 4 Councillor Sam Merulla
 YES - Ward 5 Councillor Chad Collins
 YES - Ward 6 Councillor Tom Jackson
 NOT PRESENT - Ward 7 Councillor Esther Pauls
 YES - Deputy Mayor - Ward 8 Councillor John-Paul Danko
 YES - Mayor Fred Eisenberger
 NOT PRESENT - Ward 15 Councillor Judi Partridge
 NOT PRESENT - Ward 14 Councillor Terry Whitehead
 YES - Ward 13 Councillor Arlene VanderBeek
 NOT PRESENT - Ward 12 Councillor Lloyd Ferguson
 NOT PRESENT - Ward 11 Councillor Brenda Johnson
 YES - Ward 10 Councillor Maria Pearson
 NOT PRESENT - Ward 9 Councillor Brad Clark

3. Option for a Transit Solution (Electric Buses) (Item 8.6)

(Eisenberger/Jackson)

That Lee W. Fairbanks and Jim Sweetman and their presentation respecting an Option for a Transit Solution (Electric Buses), be referred to the Hamilton Transportation Task Force for consideration.

Result: Motion CARRIED by a vote of 10 to 0, as follows:

YES - Ward 1 Councillor Maureen Wilson
 YES - Ward 2 Councillor Jason Farr
 NOT PRESENT - Ward 3 Councillor Nrinder Nann
 YES - Ward 4 Councillor Sam Merulla
 YES - Ward 5 Councillor Chad Collins
 YES - Ward 6 Councillor Tom Jackson
 YES - Ward 7 Councillor Esther Pauls
 YES - Deputy Mayor - Ward 8 Councillor John-Paul Danko
 YES - Mayor Fred Eisenberger
 YES - Ward 15 Councillor Judi Partridge
 NOT PRESENT - Ward 14 Councillor Terry Whitehead
 NOT PRESENT - Ward 13 Councillor Arlene VanderBeek
 NOT PRESENT - Ward 12 Councillor Lloyd Ferguson
 NOT PRESENT - Ward 11 Councillor Brenda Johnson
 YES - Ward 10 Councillor Maria Pearson
 NOT PRESENT - Ward 9 Councillor Brad Clark

4. 2019 Annual Report on the 2016 - 2020 Economic Development Action Plan Progress (PED20039) (City Wide) (Item 9.1)

(Pearson/Farr)

That Report PED20039, respecting the 2019 Annual Report on the 2016 - 2020 Economic Development Action Plan Progress, be received.

CARRIED

5. Commonwealth Games 2030 (PED19108(d)) (City Wide) (Item 9.2)

(Eisenberger/Whitehead)

- (a) That the Hosting Proposal Part 2, developed by Hamilton100 to host the 2030 Commonwealth Games in Hamilton for submission to Commonwealth Games Canada by March 9, 2020, be endorsed;
- (b) That the Mayor be authorized and directed to sign a letter of endorsement to host the Commonwealth Games that expresses awareness that the City of Hamilton will be required to make a financial investment in the planning,

delivery and legacies of a Commonwealth Games, with the signed letter is to be added to Hamilton100's Hosting Proposal Part 2 submission; and,

- (c) That, if the Hosting Proposal Part 2 is submitted to Commonwealth Games Canada, staff be directed to report back to the General Issues Committee on the outcome of the domestic bidding process for direction.

Result: Motion CARRIED by a vote of 10 to 3, as follows:

NO - Ward 1 Councillor Maureen Wilson
 YES - Ward 2 Councillor Jason Farr
 NO - Ward 3 Councillor Nrinder Nann
 YES - Ward 4 Councillor Sam Merulla
 YES - Ward 5 Councillor Chad Collins
 YES - Ward 6 Councillor Tom Jackson
 YES - Ward 7 Councillor Esther Pauls
 NO - Deputy Mayor - Ward 8 Councillor John-Paul Danko
 YES - Mayor Fred Eisenberger
 YES - Ward 15 Councillor Judi Partridge
 YES - Ward 14 Councillor Terry Whitehead
 YES - Ward 13 Councillor Arlene VanderBeek
 NOT PRESENT - Ward 12 Councillor Lloyd Ferguson
 NOT PRESENT - Ward 11 Councillor Brenda Johnson
 YES - Ward 10 Councillor Maria Pearson
 NOT PRESENT - Ward 9 Councillor Brad Clark

6. Proposal for the Adaptive Re-Use of Balfour House/Chedoke Estate (PED19168(a)) (Ward 14) (Item 10.1)

(Eisenberger/Merulla)

- (a) That the City of Hamilton support, in principle, the use of the Balfour House/Chedoke Estate for office, meeting and retreat use, subject to meeting all necessary planning and building approvals, and conditional upon The Cardus Institute satisfying the Ontario Heritage Trust with respect to the intensity of the use and potential impacts on the heritage attributes of the building and site;
- (b) That the City request that the Ontario Heritage Trust and The Cardus Institute work together directly to discuss and resolve the issues raised in the correspondence from the Ontario Heritage Trust to the City of Hamilton, dated August 1, 2019 and December 19, 2019;
- (c) That, until the Ontario Heritage Trust approves an adaptive reuse project at the Balfour House/Chedoke Estate, the role of City staff be limited to

providing any necessary inputs to either The Cardus Institute or the Ontario Heritage Trust to support their discussions;

- (d) That, should the Ontario Heritage Trust approve an adaptive reuse project at Balfour House/Chedoke Estate by The Cardus Institute, staff report back to the General Issues Committee and identify the required resources to fulfil an enhanced role as Project Manager, as required by the Ontario Heritage Trust; and,
- (e) That, should The Cardus Institute be successful in obtaining, in writing, the support of the Ontario Heritage Trust for their proposed adaptive reuse of Balfour House/Chedoke Estate, staff be directed to negotiate a Memorandum of Understanding (MOU) with The Cardus Institute for a sub-leasing agreement, with the MOU to include terms and conditions that, at minimum, achieve the following, and report back to the General Issues Committee:
 - (i) The City will not be responsible for any capital costs;
 - (ii) The sub-lease would generate net positive revenues to the City, inclusive of any City costs associated with administering the sub-lease;
 - (iii) Any uses would not require any amendments to the City's applicable zoning by-law or Official Plan;
 - (iv) All applicable planning and building approvals are met, including a review and approval of any traffic and parking impacts; and,
 - (vi) Frequent opportunities for free public access to Balfour House itself, and ongoing free public access to the grounds.

Result: Motion CARRIED by a vote of 11 to 2, as follows:

NO - Ward 1 Councillor Maureen Wilson
 YES - Ward 2 Councillor Jason Farr
 NO - Ward 3 Councillor Nrinder Nann
 YES - Ward 4 Councillor Sam Merulla
 YES - Ward 5 Councillor Chad Collins
 YES - Ward 6 Councillor Tom Jackson
 YES - Ward 7 Councillor Esther Pauls
 YES - Deputy Mayor - Ward 8 Councillor John-Paul Danko
 YES - Mayor Fred Eisenberger
 YES - Ward 15 Councillor Judi Partridge
 YES - Ward 14 Councillor Terry Whitehead
 YES - Ward 13 Councillor Arlene VanderBeek

NOT PRESENT - Ward 12 Councillor Lloyd Ferguson
 NOT PRESENT - Ward 11 Councillor Brenda Johnson
 YES - Ward 10 Councillor Maria Pearson
 NOT PRESENT - Ward 9 Councillor Brad Clark

7. Court Security and Prisoner Transportation Program Agreement for 2020 (FCS20017) (City Wide) (Item 10.2)

(Whitehead/Collins)

That the General Manager, Finance and Corporate Services, be authorized and directed to execute an agreement between the City of Hamilton and Her Majesty the Queen in Right of Ontario as represented by the Solicitor General, in the form attached as Appendix "A" to Report FCS20017, outlining the Provincial funding allocation for court security and prisoner transportation services, in a form satisfactory to the City Solicitor.

Result: Motion CARRIED by a vote of 11 to 0, as follows:

YES - Ward 1 Councillor Maureen Wilson
 YES - Ward 2 Councillor Jason Farr
 YES - Ward 3 Councillor Nrinder Nann
 YES - Ward 4 Councillor Sam Merulla
 YES - Ward 5 Councillor Chad Collins
 YES - Ward 6 Councillor Tom Jackson
 NOT PRESENT - Ward 7 Councillor Esther Pauls
 YES - Deputy Mayor - Ward 8 Councillor John-Paul Danko
 NOT PRESENT - Mayor Fred Eisenberger
 YES - Ward 15 Councillor Judi Partridge
 YES - Ward 14 Councillor Terry Whitehead
 YES - Ward 13 Councillor Arlene VanderBeek
 NOT PRESENT - Ward 12 Councillor Lloyd Ferguson
 NOT PRESENT - Ward 11 Councillor Brenda Johnson
 YES - Ward 10 Councillor Maria Pearson
 NOT PRESENT - Ward 9 Councillor Brad Clark

8. Waiver of Park and Insurance Fees for Easter Egg Hunts and Like Events (HSC20008) (City Wide) (Item 10.3)

(Collins/Partridge)

That Report HSC20008, respecting the Waiver of Park and Insurance Fees for Easter Egg Hunts and Like Events, be received.

CARRIED

9. Administrative and Technical Amendments to Environmental Remediation and Site Enhancement (ERASE) Financial Incentive Programs (PED20038) (City Wide) (Item 10.4)

(Collins/Pearson)

- (a) That the amended program terms and administrative procedures for the ERASE Redevelopment Grant (ERG) Program, which forms Appendix “B” “to the Environmental Remediation and Site Enhancement (ERASE) Community Improvement Plan, attached as Appendix “A” to Report PED20038, be approved;
- (b) That the amended program terms and administrative procedures for the ERASE Tax Assistance Program (TAP) Program, which forms Appendix “C” to the Environmental Remediation and Site Enhancement (ERASE) Community Improvement Plan, attached as Appendix “B” to Report PED20038, be approved; and,
- (c) That the amended program terms and administrative procedures for the Downtown Hamilton/West Harbourfront Remediation Loan Program (RLP), which forms Appendix “D” to the Environmental Remediation and Site Enhancement (ERASE) Community Improvement Plan, attached as Appendix “C” to Report PED20038, be approved.

Result: Motion CARRIED by a vote of 12 to 0, as follows:

YES - Ward 1 Councillor Maureen Wilson
 YES - Ward 2 Councillor Jason Farr
 YES - Ward 3 Councillor Nrinder Nann
 YES - Ward 4 Councillor Sam Merulla
 YES - Ward 5 Councillor Chad Collins
 YES - Ward 6 Councillor Tom Jackson
 YES - Ward 7 Councillor Esther Pauls
 YES - Deputy Mayor - Ward 8 Councillor John-Paul Danko
 NOT PRESENT - Mayor Fred Eisenberger
 YES - Ward 15 Councillor Judi Partridge
 YES - Ward 14 Councillor Terry Whitehead
 YES - Ward 13 Councillor Arlene VanderBeek
 NOT PRESENT - Ward 12 Councillor Lloyd Ferguson
 NOT PRESENT - Ward 11 Councillor Brenda Johnson
 YES - Ward 10 Councillor Maria Pearson
 NOT PRESENT - Ward 9 Councillor Brad Clark

10. Advisory Committee for Persons with Disabilities Sub-Committee Report 20-001, January 14, 2020 (Item 10.5)**(Whitehead/Pearson)****(a) Appointment of Committee Chair and Vice-Chair for 2020 (Item 1)**

- (i) That Aznive Mallett be appointed as Chair of the Advisory Committee for Persons with Disabilities for 2020; and,
- (ii) That Paula Kilburn be appointed as Vice-Chair of the Advisory Committee for Persons with Disabilities for 2020.

(b) Correspondence from Tidal Waves Hamilton respecting an Invitation to a Member of the Advisory Committee for Persons with Disabilities to Speak at an Event on the Profile, Statistics and Barriers Faced by Persons with Disabilities in Hamilton (Added Item 5.2)

That Sophie Geffros be approved to represent and speak on behalf of the Advisory Committee for Persons with Disabilities respecting the profile, statistics and barriers faced by persons with disabilities in Hamilton at the upcoming Tidal Waves Hamilton event.

(c) Appointment of Mary Sinclair and Alex Wilson to the Built Environment Working Group of the Advisory Committee for Persons with Disabilities (Item 7.1(a))

That Mary Sinclair and Alex Wilson be appointed to the Built Environment Working Group of the Advisory Committee for Persons with Disabilities for the remainder of the 2018 – 2022 term of Council.

(d) Appointment of Mary Sinclair and Sophie Geffros to the Housing Issues Working Group of the Advisory Committee for Persons with Disabilities (Item 7.2(a))

That Mary Sinclair and Sophie Geffros be appointed to the Housing Issues Working Group of the Advisory Committee for Persons with Disabilities for the remainder of the 2018 – 2022 term of Council.

- (e) **Amendments to the Terms of Reference for the Advisory Committee for Persons with Disabilities (Item 10.1(a))**
- (i) That the Terms of Reference for the Advisory Committee for Persons with Disabilities be amended, as follows:
- (1) That the Composition section be amended, to read as follows:
- (aa) The Advisory Committee for Persons with Disabilities shall be comprised of **up to** 18 citizen members and one member of Council.
- (bb) The majority of members of the ACPD will be persons with disabilities, in accordance with the *Ontarians with Disabilities Act, 2001*.
- (cc) The membership should reflect a wide range of disabilities and ~~should advocate for all disabilities~~ **and represent the interests of all persons with disabilities.**
- (2) That Item 6 under the Terms of Reference section heading be amended, to read as follows:
6. To support the work of the Committee through ~~sub-committees and~~ Working Groups, as required, and specifically related to ~~the Provincial standards, including Customer Service, Housing, Transportation, Employment, and~~ Built Environment, **and** Information and Communications.
- (3) That Item 9 under the Terms of Reference section heading be deleted in its entirety and replaced with the following:
- ~~9. Committee members missing three consecutive meetings without appropriate notification to the Chair or Staff Liaison shall be considered as resigned from the Committee thereby reducing the required number for quorum.~~
- 9. Members of the Committee who miss more than three Advisory Committee for Persons with Disabilities meetings (excluding Working Group meetings), during their term, may be subject to**

replacement on the Committee and may not be eligible for re-appointment.

- (iv) That Item 10 be added under the Terms of Reference section heading, to read as follows:

10. The Chair and Vice-Chair of the Advisory Committee for Persons with Disabilities may serve for more than one year in a Council term.

- (f) **Presenters List for the Advisory Committee for Persons with Disabilities – Impact of Potential Change to the Ontario Disability Support Program’s Definition of Disability and Hamilton Health Teams on Persons with Disabilities (Item 13.3)**

WHEREAS, Hamilton is one of the first communities in Ontario to move forward with establishing an Ontario Health Team;

WHEREAS, the Hamilton Health Team is a collaboration of Hamilton health and social service partners and includes representation from more than 20 organizations, reflecting primary care, home care, hospitals, community agencies, long-term care, mental health, Indigenous health, post-secondary education, and the City of Hamilton (Healthy and Safe Communities Department, Public Health and Paramedic Services), among others; and,

WHEREAS, the Ontario government is exploring possible changes to the definition of disability used in determining eligibility for the Ontario Disability Support Program (ODSP);

THEREFORE, BE IT RESOLVED:

That the General Manager of Healthy and Safe Communities, or their designate, be invited to attend a future meeting of the Advisory Committee for Persons with Disabilities to discuss the impact of the potential change to the Ontario Disability Support Program’s definition of disability, and the establishment of Hamilton Health Teams on persons with disabilities, including the delivery of City services.

(g) Presenters List for the Advisory Committee for Persons with Disabilities – CityLAB Hamilton (Item 13.3)

WHEREAS, CityLAB is a pilot innovation program between the City of Hamilton, Mohawk College, McMaster University, and Redeemer University that brings together student, academic, and civic leaders to co-create a better Hamilton for all;

WHEREAS, the Project Manager, CityLAB Hamilton, presented to the Advisory Committee for Persons with Disabilities meeting on March 13, 2018 respecting CityLAB; and,

WHEREAS, both new and returning members to the Advisory Committee for Persons with Disabilities would benefit from an overview of the program;

THEREFORE, BE IT RESOLVED:

That the Project Manager of CityLAB Hamilton, or their designate, be invited to attend a future meeting of the Advisory Committee for Persons with Disabilities to provide an overview of the program, including information related to current projects.

Result: Motion CARRIED by a vote of 12 to 0, as follows:

YES - Ward 1 Councillor Maureen Wilson
 YES - Ward 2 Councillor Jason Farr
 YES - Ward 3 Councillor Nrinder Nann
 YES - Ward 4 Councillor Sam Merulla
 YES - Ward 5 Councillor Chad Collins
 YES - Ward 6 Councillor Tom Jackson
 YES - Ward 7 Councillor Esther Pauls
 YES - Deputy Mayor - Ward 8 Councillor John-Paul Danko
 NOT PRESENT - Mayor Fred Eisenberger
 YES - Ward 15 Councillor Judi Partridge
 YES - Ward 14 Councillor Terry Whitehead
 YES - Ward 13 Councillor Arlene VanderBeek
 NOT PRESENT - Ward 12 Councillor Lloyd Ferguson
 NOT PRESENT - Ward 11 Councillor Brenda Johnson
 YES - Ward 10 Councillor Maria Pearson
 NOT PRESENT - Ward 9 Councillor Brad Clark

**11. Hamilton Future Fund Board of Governors Report 20001, January 27, 2020
(Item 10.6)**

(Nann/Partridge)

**(a) Addition of an Equity, Diversity and Inclusion Framework into the
Grant Process Review Working Group Scope (Item 7.3)**

That the scope of review for the Grant Process Review Working Group of the Hamilton Future Fund Board of Governors integrate an overarching equity, diversity and inclusion framework to the application, evaluation and reporting processes for consideration by the Board of Governors for approval and implementation in the next application cycle.

**(b) Hamilton Future Fund Preliminary Reserve Balance as of December
31, 2019 (FCS20020) (City Wide) (Added Item 7.4)**

That Report FCS20020, respecting the Hamilton Future Fund Preliminary Reserve Balance as of December 31, 2019, be received.

Result: Motion CARRIED by a vote of 12 to 0, as follows:

YES - Ward 1 Councillor Maureen Wilson
 YES - Ward 2 Councillor Jason Farr
 YES - Ward 3 Councillor Nrinder Nann
 YES - Ward 4 Councillor Sam Merulla
 YES - Ward 5 Councillor Chad Collins
 YES - Ward 6 Councillor Tom Jackson
 YES - Ward 7 Councillor Esther Pauls
 YES - Deputy Mayor - Ward 8 Councillor John-Paul Danko
 NOT PRESENT - Mayor Fred Eisenberger
 YES - Ward 15 Councillor Judi Partridge
 YES - Ward 14 Councillor Terry Whitehead
 YES - Ward 13 Councillor Arlene VanderBeek
 NOT PRESENT - Ward 12 Councillor Lloyd Ferguson
 NOT PRESENT - Ward 11 Councillor Brenda Johnson
 YES - Ward 10 Councillor Maria Pearson
 NOT PRESENT - Ward 9 Councillor Brad Clark

**12. Capital Projects Work-in-Progress Review Sub-Committee Report 20-001,
January 27, 2020 (Item 10.7)****(Pearson/Whitehead)****(a) Capital Project Closing Report as of September 30, 2019
(FCS19078(a)) (City Wide) (Item 10.1)**

- (i) That the General Manager of Finance and Corporate Services be authorized and directed to transfer \$222,314.21 to the Unallocated Capital Levy Reserve (108020), as outlined in Appendix “A” attached to Capital Projects Work-in-Progress Sub-Committee Report 20-001;
- (ii) That the General Manager of Finance and Corporate Services be authorized and directed to close the completed and / or cancelled capital projects listed in Appendix “B” attached to Capital Projects Work-in-Progress Sub-Committee Report 20-001, in accordance with the Capital Projects Closing and Monitoring Policy;
- (iii) That Appendix “C” to Report FCS19078(a), Capital Projects Budget Appropriations for the period covering July 1, 2019 through September 30, 2019, be received for information; and,
- (iv) That Appendix “C” to Capital Projects Work-in-Progress Sub-Committee Report 20-001, Capital Projects Budget Appropriations above \$250,000 requiring Council authorization for the period covering July 1, 2019 through September 30, 2019, totalling \$800,000, be approved.

**(b) Capital Projects Status Report (Excluding Public Works) as of
September 30, 2019 (FCS19079(a)) (City Wide) (Item 10.2)**

That the Capital Projects Status Report (Excluding Public Works), as of September 30, 2019, attached as Appendix “A” to Report FCS19079(a), be received.

**(c) Public Works – Capital Projects Status Report as of September 30,
2019 (FCS19077(a)) (City Wide) (Item 10.3)**

- (i) That the Capital Projects Status Report, Public Works Tax Supported Projects, as of September 30, 2019, attached as Appendix “A” to Report FCS19077(a), be received; and,

- (ii) That the Capital Projects Status Report, Public Works Rate Supported Projects, as of September 30, 2019, attached as Appendix “B” to Report FCS19077(a), be received.

Result: Motion CARRIED by a vote of 12 to 0, as follows:

YES - Ward 1 Councillor Maureen Wilson
 YES - Ward 2 Councillor Jason Farr
 YES - Ward 3 Councillor Nrinder Nann
 YES - Ward 4 Councillor Sam Merulla
 YES - Ward 5 Councillor Chad Collins
 YES - Ward 6 Councillor Tom Jackson
 YES - Ward 7 Councillor Esther Pauls
 YES - Deputy Mayor - Ward 8 Councillor John-Paul Danko
 NOT PRESENT - Mayor Fred Eisenberger
 YES - Ward 15 Councillor Judi Partridge
 YES - Ward 14 Councillor Terry Whitehead
 YES - Ward 13 Councillor Arlene VanderBeek
 NOT PRESENT - Ward 12 Councillor Lloyd Ferguson
 NOT PRESENT - Ward 11 Councillor Brenda Johnson
 YES - Ward 10 Councillor Maria Pearson
 NOT PRESENT - Ward 9 Councillor Brad Clark

13. Airport Sub-Committee Report 20-001, February 11, 2020 (Item 10.9)

(Partridge/Whitehead)

**(a) TradePort / City Lease Negotiation Information Report (PED19084(a))
(City Wide) (Item 14.2)**

- (i) That the direction provided to staff in Closed Session, respecting Report PED19084(a), TradePort / City Lease Negotiation Information Report be approved and remain confidential; and,
- (ii) That the contents of Report PED19084(a), respecting TradePort / City Lease Negotiation Information Report, be received and remain confidential.

**(b) TradePort / City Lease Negotiation Information Report (PED19084(b))
(City Wide) (Item 14.3)**

- (i) That the direction provided to staff in Closed Session, respecting Report PED19084(b), TradePort / City Lease Negotiation Information Report be approved and remain confidential; and,

- (ii) That the contents of Report PED19084(b), respecting TradePort / City Lease Negotiation Information Report, be received and remain confidential.

Result: Motion CARRIED by a vote of 11 to 0, as follows:

YES - Ward 1 Councillor Maureen Wilson
 YES - Ward 2 Councillor Jason Farr
 YES - Ward 3 Councillor Nrinder Nann
 YES - Ward 4 Councillor Sam Merulla
 YES - Ward 5 Councillor Chad Collins
 NOT PRESENT - Ward 6 Councillor Tom Jackson
 YES - Ward 7 Councillor Esther Pauls
 YES - Deputy Mayor - Ward 8 Councillor John-Paul Danko
 NOT PRESENT - Mayor Fred Eisenberger
 YES - Ward 15 Councillor Judi Partridge
 YES - Ward 14 Councillor Terry Whitehead
 YES - Ward 13 Councillor Arlene VanderBeek
 NOT PRESENT - Ward 12 Councillor Lloyd Ferguson
 NOT PRESENT - Ward 11 Councillor Brenda Johnson
 YES - Ward 10 Councillor Maria Pearson
 NOT PRESENT - Ward 9 Councillor Brad Clark

14. Advisory Committee for Persons with Disabilities Sub-Committee Report 20-002, February 11, 2020 (Item 10.10)

(Whitehead/Nann)

(a) Letter from Advisory Committee for Persons with Disabilities to the General Issues Committee respecting Sidewalk Snow Removal Report PW19022(a) (Item 7.1(b))

- (i) That the letter prepared by the Built Environment Working Group on behalf of the Advisory Committee for Persons with Disabilities, respecting Sidewalk Snow Removal Report PW19022(a), attached hereto as Appendix "A", be approved; and,
- (ii) That staff be directed to forward the letter from the Advisory Committee for Persons with Disabilities respecting Sidewalk Snow Removal Report PW19022(a), attached hereto as Appendix "A", to the 2020 Operating Budget process (General Issues Committee) for consideration.

(b) L'Arche Hamilton Fundraising Dinner

WHEREAS, L'Arche is a leader in supporting people with intellectual disabilities in Canada and the world; and,

WHEREAS, L'Arche seeks to provide environments where people can reach their full potential, lead lives rich in relationships of mutuality, and have a valid place in society where all can contribute;

THEREFORE, BE IT RESOLVED:

That eight tickets to L'Arche Hamilton's fundraising dinner on April 25, 2020 at the Venetian Club of Hamilton (269 John Street North) be purchased to allow members of the Committee to attend the event at a total cost of \$480 (\$60 per person), to be funded from the Advisory Committee for Persons with Disabilities Reserve Fund (112212).

**(c) Advisory Committee for Persons with Disabilities
Representative on the Hamilton Strategic Road Safety
Committee**

WHEREAS, the Hamilton Strategic Road Safety Committee meets on a quarterly basis within a calendar year (additional meetings may be held as required);

WHEREAS, the mandate of the Hamilton Strategic Road Safety Committee is to guide the implementation of the City's Vision Zero Action Plan toward a safe, balanced, and integrated transportation network that offers a choice of travel modes for all road users and eliminates collisions that result in injury or death; and,

WHEREAS, there is an opportunity for an Advisory Committee for Persons with Disabilities member to serve as a key stakeholder/advisor (non-voting member) on the Hamilton Strategic Road Safety Committee;

THEREFORE, BE IT RESOLVED:

- (a) That the Chair of the Advisory Committee for Persons with Disabilities be authorized to represent the Committee's interests as a key stakeholder/advisor (non-voting member) on the Hamilton Strategic Road Safety Committee; and,
- (b) That Committee Member Tom Manzuk be authorized to represent the Committee's interests as a key stakeholder/advisor (non-voting member) on the Hamilton

Strategic Road Safety Committee for the remainder of the 2018 - 2022 term of Council if the Chair of the Advisory Committee for Persons with Disabilities is unable to attend.

Result: Motion CARRIED by a vote of 11 to 0, as follows:

YES - Ward 1 Councillor Maureen Wilson
 YES - Ward 2 Councillor Jason Farr
 YES - Ward 3 Councillor Nrinder Nann
 YES - Ward 4 Councillor Sam Merulla
 YES - Ward 5 Councillor Chad Collins
 NOT PRESENT - Ward 6 Councillor Tom Jackson
 YES - Ward 7 Councillor Esther Pauls
 YES - Deputy Mayor - Ward 8 Councillor John-Paul Danko
 NOT PRESENT - Mayor Fred Eisenberger
 YES - Ward 15 Councillor Judi Partridge
 YES - Ward 14 Councillor Terry Whitehead
 YES - Ward 13 Councillor Arlene VanderBeek
 NOT PRESENT - Ward 12 Councillor Lloyd Ferguson
 NOT PRESENT - Ward 11 Councillor Brenda Johnson
 YES - Ward 10 Councillor Maria Pearson
 NOT PRESENT - Ward 9 Councillor Brad Clark

15. Application of City's Equity, Diversity and Inclusion Policy to "City Leases" (LS20007/HUR20005) (City Wide) (Item 10.11)

(Pearson/Nann)

- (a) That Report LS20007/HUR2005, respecting the Application of City's Equity, Diversity and Inclusion Policy to "City Leases", be received; and,
- (b) That Appendix "A" to Report LS20007/HUR2005, respecting the Application of City's Equity, Diversity and Inclusion Policy to "City Leases", remain confidential.

Result: Motion CARRIED by a vote of 12 to 0, as follows:

YES - Ward 1 Councillor Maureen Wilson
 YES - Ward 2 Councillor Jason Farr
 YES - Ward 3 Councillor Nrinder Nann
 YES - Ward 4 Councillor Sam Merulla
 YES - Ward 5 Councillor Chad Collins
 YES - Ward 6 Councillor Tom Jackson
 YES - Ward 7 Councillor Esther Pauls
 YES - Deputy Mayor - Ward 8 Councillor John-Paul Danko
 NOT PRESENT - Mayor Fred Eisenberger

YES - Ward 15 Councillor Judi Partridge
 YES - Ward 14 Councillor Terry Whitehead
 YES - Ward 13 Councillor Arlene VanderBeek
 NOT PRESENT - Ward 12 Councillor Lloyd Ferguson
 NOT PRESENT - Ward 11 Councillor Brenda Johnson
 YES - Ward 10 Councillor Maria Pearson
 NOT PRESENT - Ward 9 Councillor Brad Clark

16. Feasibility of Developing a Hamilton Biodiversity Action Plan (Item 11.1)

(Farr/Wilson)

WHEREAS, the scientific consensus is that habitat loss and climate change together have triggered mass extinction of life on earth and that 60% of all wildlife worldwide has been lost since 1970;

WHEREAS, increasing and/or enhancing biodiversity within ecosystems benefits all species, including humans, and provides ecological services such as pollination services, climate resiliency and stability, as well as providing beautiful green spaces that support the wellbeing and mental health of individuals and communities;

WHEREAS, enhancing biodiversity is a “nature-based solution” to climate impacts, such as managing flooding by storing water, significantly reducing air pollution by sequestering carbon, filtering out harmful particulates, and cooling, thereby reducing the harmful effects of heatwaves and increasing the quality and resilience of infrastructure at lower costs and reduced risk;

WHEREAS, cities have a critical role to play in the biodiversity crisis and the climate change crisis and a Biodiversity Action Plan for Hamilton will help the City of Hamilton and conservation partners to protect and restore Hamilton’s biodiversity;

WHEREAS, Hamilton is addressing the climate crisis with the Climate Change Action Plan and a Biodiversity Action Plan can help to mitigate the climate crisis with nature-based solutions to help address serious issues like storm water management and temperature amelioration and reduction of urban heat island. The Biodiversity Action Plan will complement the Climate Change Action Plan workplan;

WHEREAS, the development of the Biodiversity Action Plan will foster environmental awareness and sustainability and increase interactions and engagement among community stewards;

WHEREAS, the Biodiversity Action Plan allows the City of Hamilton to highlight and align initiatives already in place and further engage local communities in an

environment of creativity and innovation which will promote a healthier life for our community; and,

WHEREAS, many other municipalities have developed Biodiversity Strategies that can be used as resources for Hamilton (ex. Toronto, Calgary, Edmonton, Vancouver);

THEREFORE, BE IT RESOLVED:

That the appropriate staff be directed to investigate the feasibility and resources required to develop a Biodiversity Action Plan for Hamilton in collaboration with the conservation and report back to the General Issues Committee.

Result: Motion CARRIED by a vote of 11 to 0, as follows:

YES - Ward 1 Councillor Maureen Wilson
 YES - Ward 2 Councillor Jason Farr
 YES - Ward 3 Councillor Nrinder Nann
 YES - Ward 4 Councillor Sam Merulla
 YES - Ward 5 Councillor Chad Collins
 NOT PRESENT - Ward 6 Councillor Tom Jackson
 YES - Ward 7 Councillor Esther Pauls
 YES - Deputy Mayor - Ward 8 Councillor John-Paul Danko
 YES - Mayor Fred Eisenberger
 YES - Ward 15 Councillor Judi Partridge
 NOT PRESENT - Ward 14 Councillor Terry Whitehead
 YES - Ward 13 Councillor Arlene VanderBeek
 NOT PRESENT - Ward 12 Councillor Lloyd Ferguson
 NOT PRESENT - Ward 11 Councillor Brenda Johnson
 YES - Ward 10 Councillor Maria Pearson
 NOT PRESENT - Ward 9 Councillor Brad Clark

17. Early Release of GRIDS2 Report and Accompanying Background Studies (Item 11.1)

(Pearson/Whitehead)

That, in order to allow members of Council and the public ample time to review the lengthy documents, staff be directed to release the GRIDS2 report and accompanying background studies, at the earliest possible date.

Result: Motion CARRIED by a vote of 12 to 0, as follows:

YES - Ward 1 Councillor Maureen Wilson
 YES - Ward 2 Councillor Jason Farr
 YES - Ward 3 Councillor Nrinder Nann

YES - Ward 4 Councillor Sam Merulla
 YES - Ward 5 Councillor Chad Collins
 YES - Ward 6 Councillor Tom Jackson
 YES - Ward 7 Councillor Esther Pauls
 YES - Deputy Mayor - Ward 8 Councillor John-Paul Danko
 NOT PRESENT - Mayor Fred Eisenberger
 YES - Ward 15 Councillor Judi Partridge
 YES - Ward 14 Councillor Terry Whitehead
 YES - Ward 13 Councillor Arlene VanderBeek
 NOT PRESENT - Ward 12 Councillor Lloyd Ferguson
 NOT PRESENT - Ward 11 Councillor Brenda Johnson
 YES - Ward 10 Councillor Maria Pearson
 NOT PRESENT - Ward 9 Councillor Brad Clark

18. Disposition of Land - Part of Moxley Road, Flamborough (PED20028) (Ward 13) (Item 14.2)

(Partridge/Pearson)

- (a) That an Offer to Purchase, scheduled to close on or before October 15, 2020 for the sale of land described as Parts 1, 2 and 3 on Draft Reference Plan #18296-1, dated November 2, 2018 prepared by Delph & Jenkins North Ltd, in the City of Hamilton, as shown in Appendix "A" attached to Report PED20028, based substantially on the Terms and Conditions attached as Appendix "B" to Report PED20028, and such other terms and conditions deemed appropriate by the General Manager of the Planning and Economic Development Department, be approved and completed;
- (b) That the net Proceeds from the sale of Part of Moxley Road be deposited to Capital Project Account No. 3561850200 (Property Purchases and Sales);
- (c) That the sum of \$19,900 to be funded from Capital Project Account No. 3561850200 and credited to Account No. 45408-812036 (Property Purchases and Sales) for recovery of real estate and legal expenses, be approved;
- (d) That the City Solicitor be authorized and directed to complete the transaction, respecting disposition of part of Moxley Road on behalf of the City, including paying any necessary expenses, amending the closing, due diligence and other dates, and amending and waiving terms and conditions on such terms deemed reasonable;
- (e) That the Mayor and City Clerk be authorized and directed to execute all necessary documents, respecting disposition of part of Moxley Road, in a form satisfactory to the City Solicitor; and,

- (f) That the complete Report PED20028, respecting the disposition of part of Moxley Road remain confidential until completion of the real estate transaction.

Result: Motion CARRIED by a vote of 12 to 0, as follows:

YES - Ward 1 Councillor Maureen Wilson
 YES - Ward 2 Councillor Jason Farr
 YES - Ward 3 Councillor Nrinder Nann
 YES - Ward 4 Councillor Sam Merulla
 YES - Ward 5 Councillor Chad Collins
 YES - Ward 6 Councillor Tom Jackson
 YES - Ward 7 Councillor Esther Pauls
 YES - Deputy Mayor - Ward 8 Councillor John-Paul Danko
 NOT PRESENT - Mayor Fred Eisenberger
 YES - Ward 15 Councillor Judi Partridge
 YES - Ward 14 Councillor Terry Whitehead
 YES - Ward 13 Councillor Arlene VanderBeek
 NOT PRESENT - Ward 12 Councillor Lloyd Ferguson
 NOT PRESENT - Ward 11 Councillor Brenda Johnson
 YES - Ward 10 Councillor Maria Pearson
 NOT PRESENT - Ward 9 Councillor Brad Clark

19 LRT Project - Staffing Plan & Implications (PED20054) (City Wide) (Item 14.4)

(Jackson/Whitehead)

That the direction provided to staff in Closed Session, respecting Report PED20054 – LRT Project – Staffing Plan & Implications, be approved.

CARRIED

FOR INFORMATION:

(a) APPROVAL OF AGENDA (Item 2)

The Committee Clerk advised of the following changes to the agenda:

5. COMMUNICATIONS

- 5.1 Correspondence from Nick Klip, Operations Manager, Hamilton/Halton, Enbridge Gas Inc., respecting the Proposed Kirkwall-Hamilton Natural Gas Pipeline Project

Recommendation: Be received and referred to consideration of Item 10.8.

6. DELEGATION REQUESTS

- 6.1 Carol Priamo respecting Item 10.1 - Report PED19168(a) - Proposal for the Adaptive Re-Use of the Balfour House/Chedoke Estate (For the February 19, 2020 GIC)

7. CONSENT ITEMS

- 7.1 2019 Annual Report on the 2016 - 2020 Economic Development Action Plan Progress (PED20039) (City Wide)

As there is a presentation to accompany this report, this Item has been moved to Item 9.1.

9. STAFF PRESENTATIONS

- 9.2 Commonwealth Games 2030 (PED19108(d)) (City Wide)

10. DISCUSSION ITEMS

- 10.8 Sub-Section (a) to Report PED20053 - Enbridge Gas Inc. Leave to Construct Application for the 2021 Dawn to Parkway Extension and Integrated Resource Planning Proposal (DEFERRED from the February 7, 2020 Special General Issues Committee meeting.)
- 10.9 Airport Sub-Committee Report 20-001, February 11, 2020
- 10.10 Advisory Committee for Persons with Disabilities Report 20-002, February 11, 2020
- 10.11 Application of the City's Equity, Diversity and Inclusion Policy to "City Leases" (LS20007/HUR20005) (City Wide)

14. PRIVATE & CONFIDENTIAL

- 14.4 Light Rail Transit (LRT) Project - Staffing Plan and Implications (PED20054) (City Wide)
- 14.5 Appendix "A" to Report LS20007/HUR20005, respecting an Application of the City's Equity, Diversity and Inclusion Policy to "City Leases"

(Nann/Pearson)

That the agenda for the February 19, 2020 General Issues Committee meeting, be approved, as amended.

Result: Motion CARRIED by a vote of 10 to 0, as follows:

YES - Ward 1 Councillor Maureen Wilson
 YES - Ward 2 Councillor Jason Farr
 YES - Ward 3 Councillor Nrinder Nann
 YES - Ward 4 Councillor Sam Merulla
 NOT PRESENT - Ward 5 Councillor Chad Collins
 NOT PRESENT - Ward 6 Councillor Tom Jackson
 YES - Ward 7 Councillor Esther Pauls
 YES - Deputy Mayor - Ward 8 Councillor John-Paul Danko
 YES - Mayor Fred Eisenberger
 YES - Ward 15 Councillor Judi Partridge
 NOT PRESENT - Ward 14 Councillor Terry Whitehead
 YES - Ward 13 Councillor Arlene VanderBeek
 NOT PRESENT - Ward 12 Councillor Lloyd Ferguson
 NOT PRESENT - Ward 11 Councillor Brenda Johnson
 YES - Ward 10 Councillor Maria Pearson
 NOT PRESENT - Ward 9 Councillor Brad Clark

(b) DECLARATIONS OF INTEREST (Item 3)

There were no declarations of interest.

(c) APPROVAL OF MINUTES OF PREVIOUS MEETINGS (Item 4)

(Pauls/VanderBeek)

That the Minutes of the January 30, 2020 and the February 5, 2020 General Issues Committee meetings be approved, as presented.

- (i) January 30, 2020 – Special (Item 4.1)

(ii) February 5, 2020 (Item 4.2)

Result: Motion CARRIED by a vote of 10 to 0, as follows:

YES - Ward 1 Councillor Maureen Wilson
 YES - Ward 2 Councillor Jason Farr
 YES - Ward 3 Councillor Nrinder Nann
 YES - Ward 4 Councillor Sam Merulla
 NOT PRESENT - Ward 5 Councillor Chad Collins
 NOT PRESENT - Ward 6 Councillor Tom Jackson
 YES - Ward 7 Councillor Esther Pauls
 YES - Deputy Mayor - Ward 8 Councillor John-Paul Danko
 YES - Mayor Fred Eisenberger
 YES - Ward 15 Councillor Judi Partridge
 NOT PRESENT - Ward 14 Councillor Terry Whitehead
 YES - Ward 13 Councillor Arlene VanderBeek
 NOT PRESENT - Ward 12 Councillor Lloyd Ferguson
 NOT PRESENT - Ward 11 Councillor Brenda Johnson
 YES - Ward 10 Councillor Maria Pearson
 NOT PRESENT - Ward 9 Councillor Brad Clark

(d) COMMUNICATION ITEMS (Item 5)

(Pearson/Merulla)

That the Communication Item be approved, as follows:

- (i) **Correspondence from Nick Klip, Operations Manager, Hamilton/Halton, Enbridge Gas Inc., respecting the Proposed Kirkwall-Hamilton Natural Gas Pipeline Project (Item 5.1)**

Recommendation: Be received and referred to consideration of Item 10.8.
CARRIED

(e) DELEGATION REQUESTS (Item 6)

- (i) **Carol Priamo respecting Item 10.1 - Report PED19168(a) - Proposal for the Adaptive Re-Use of the Balfour House/Chedoke Estate (For the February 19, 2020 GIC) (Item 6.1)**

(Pearson/Eisenberger)

That the delegation request, submitted by Carol Priamo, respecting Item 10.1, Report PED19168(a) - Proposal for the Adaptive Re-Use of the Balfour House/Chedoke Estate, be approved to appear before the General Issues Committee on February 19, 2020.

Result: Motion CARRIED by a vote of 10 to 0, as follows:

YES - Ward 1 Councillor Maureen Wilson
 YES - Ward 2 Councillor Jason Farr
 YES - Ward 3 Councillor Nrinder Nann
 YES - Ward 4 Councillor Sam Merulla
 NOT PRESENT - Ward 5 Councillor Chad Collins
 NOT PRESENT - Ward 6 Councillor Tom Jackson
 YES - Ward 7 Councillor Esther Pauls
 YES - Deputy Mayor - Ward 8 Councillor John-Paul Danko
 YES - Mayor Fred Eisenberger
 YES - Ward 15 Councillor Judi Partridge
 NOT PRESENT - Ward 14 Councillor Terry Whitehead
 YES - Ward 13 Councillor Arlene VanderBeek
 NOT PRESENT - Ward 12 Councillor Lloyd Ferguson
 NOT PRESENT - Ward 11 Councillor Brenda Johnson
 YES - Ward 10 Councillor Maria Pearson
 NOT PRESENT - Ward 9 Councillor Brad Clark

(f) PUBLIC HEARINGS / DELEGATIONS (Item 8)

- (i) Brian MacPherson and Rick Powers, Commonwealth Games Canada, to present Commonwealth Games Canada's 2026 and/or 2030 Commonwealth Games Candidate City Selection Process (Item 8.1)**

(Partridge/Pauls)

That Brian MacPherson and Rick Powers, Commonwealth Games Canada, be permitted additional time, beyond the 5 minutes authorized in the Procedural By-law, to provide their presentation.

CARRIED

Brian MacPherson and Rick Powers, Commonwealth Games Canada, addressed Committee to present Commonwealth Games Canada's 2026 and/or 2030 Commonwealth Games Candidate City Selection Process.

(Partridge/Pearson)

That the presentation provided by Brian MacPherson and Rick Powers, Commonwealth Games Canada, respecting Commonwealth Games Canada's 2026 and/or 2030 Commonwealth Games Candidate City Selection Process, be received.

CARRIED

A copy of the presentation is available on the City's website at www.hamilton.ca or through the Office of the City Clerk.

For disposition of the above matter, please refer to Item 5.

- (ii) **P. J. Mercanti and Louis Frapporti, Hamilton100 Commonwealth Games Bid Corporation, to provide an Update regarding the Hosting Proposal Part 2 for the 2030 Commonwealth Games (Item 8.2)**

(Pauls/Jackson)

That P. J. Mercanti and Louis Frapporti, Hamilton100 Commonwealth Games Bid Corporation, be permitted additional time, beyond the 5 minutes authorized in the Procedural By-law, to provide their presentation.

CARRIED

P. J. Mercanti and Louis Frapporti, Hamilton100 Commonwealth Games Bid Corporation, addressed Committee to provide an Update regarding the Hosting Proposal Part 2 for the 2030 Commonwealth Games.

(Eisenberger/Whitehead)

That the presentation provided by P. J. Mercanti and Louis Frapporti, Hamilton100 Commonwealth Games Bid Corporation, respecting an Update regarding the Hosting Proposal Part 2 for the 2030 Commonwealth Games, be received.

CARRIED

A copy of the presentation is available on the City's website at www.hamilton.ca or through the Office of the City Clerk.

For disposition of this matter, please refer to Item 5.

(Eisenberger/Partridge)

That Item 9.2, respecting Report PED19108(d) - Commonwealth Games 2030, be moved up on the agenda to be addressed before Item 8.3.

CARRIED

- (iii) **Michael Van Pelt, Cardus, respecting Cardus' Balfour House / Chedoke Estate Proposal (Item 8.3)**

(Pauls/Partridge)

That Michael Van Pelt, Cardus, respecting Cardus' Balfour House / Chedoke Estate Proposal, be permitted additional time, beyond the 5 minutes authorized in the Procedural By-law, to provide his presentation.

CARRIED

Michael Van Pelt, Cardus, addressed Committee respecting Cardus' Balfour House/Chedoke Estate Proposal.

(Eisenberger/Whitehead)

That the presentation provided by Michael Van Pelt, Cardus, respecting Cardus' Balfour House/Chedoke Estate Proposal, be received.

CARRIED

A copy of the presentation is available on the City's website at www.hamilton.ca or through the Office of the City Clerk.

For disposition of this matter, please refer to Item 6.

(Eisenberger/Whitehead)

That Item 8.7, Carol Priamo, respecting Item 10.1 – Report PED19168, Proposal for the Adaptive Re-Use of the Balfour House / Chedoke Estate, be moved up on the agenda to be addressed before Item 8.4.

CARRIED**(iv) Vic Djurdjevic, Nikola Tesla Educational, respecting the Tesla Electric City Festival 2020 (Item 8.4)****(Pearson/VanderBeek)**

That Vic Djurdjevic, Nikola Tesla Educational, be permitted additional time, beyond the 5 minutes authorized in the Procedural By-law, to provide his presentation.

CARRIED

Vic Djurdjevic, Nikola Tesla Educational, addressed Committee respecting the Tesla Electric City Festival 2020.

(Pearson/Jackson)

That the presentation provided by Vic Djurdjevic, Nikola Tesla Educational, respecting the Tesla Electric City Festival 2020, be received.

CARRIED

A copy of the presentation is available on the City's website at www.hamilton.ca or through the Office of the City Clerk.

For disposition of this matter, please refer to Item 2.

- (v) **Jen Baker, Hamilton Naturalists' Club, respecting Item 11.1 – Feasibility of Developing a Hamilton Biodiversity Action Plan (Item 8.5)**

(Farr/Nann)

That Jen Baker, Hamilton Naturalists' Club, be permitted additional time, beyond the 5 minutes authorized in the Procedural By-law, to provide her presentation.

CARRIED

Jen Baker, Hamilton Naturalists' Club, addressed Committee respecting Item 11.1 – Feasibility of Developing a Hamilton Biodiversity Action Plan.

(Farr/Wilson)

That the presentation provided by Jen Baker, Hamilton Naturalists' Club, respecting Item 11.1 – Feasibility of Developing a Hamilton Biodiversity Action Plan, be received.

CARRIED

A copy of the presentation is available on the City's website at www.hamilton.ca or through the Office of the City Clerk.

For disposition of this matter, please refer to Item 16.

(Farr/Wilson)

That Item 11.1, being a Motion respecting Feasibility of Developing a Hamilton Biodiversity Action Plan, be moved up on the agenda to be addressed, prior to Item 8.6.

CARRIED

- (vi) **Lee W. Fairbanks and Jim Sweetman respecting an Option for a Transit Solution (Item 8.6)**

(Pauls/Jackson)

That Lee W. Fairbanks be permitted additional time, beyond the 5 minutes authorized in the Procedural By-law, to provide his presentation.

CARRIED

Lee W. Fairbanks addressed Committee respecting an Option for a Transit Solution.

(Pearson/Pauls)

That the presentation provided by Lee W. Fairbanks, respecting an Option for a Transit Solution, be received.

CARRIED

A copy of the presentation is available on the City's website at www.hamilton.ca or through the Office of the City Clerk.

For disposition of this matter, please refer to Item 3.

(vii) Carol Priamo respecting Item 10.1 – Report Ped19168(a) – Proposal for the Adaptive Re-Use of the Balfour House/Chedoke Estate (Item 8.7)

Carol Priamo addressed Committee respecting Item 10.1 – Report PED19168(a) – Proposal for the Adaptive Re-Use of the Balfour House/Chedoke Estate.

(Eisenberger/Farr)

That the Carol Priamo, be permitted additional time, beyond the 5 minutes authorized in the Procedural By-law, to provide her presentation.

CARRIED

(Eisenberger/Merulla)

That the presentation provided by Carol Priamo, respecting Item 10.1 – Report Ped19168(a) – Proposal for the Adaptive Re-Use of the Balfour House/Chedoke Estate, be received.

CARRIED

A copy of the presentation is available on the City's website at www.hamilton.ca or through the Office of the City Clerk.

For disposition of this matter, please refer to Item 6.

(Eisenberger/Whitehead)

That Item 10.1, respecting Report PED19168(a), Proposal for the Adaptive Re-Use of Balfour House-Chedoke Estate, be moved up on the agenda to be addressed, prior to Item 9.1.

CARRIED

(g) STAFF PRESENTATIONS (Item 9)

(i) 2019 Annual Report on the 2016 - 2020 Economic Development Action Plan Progress (PED20039) (City Wide) (Item 9.1)

Glen Norton, Director of Economic Development, addressed Committee and provided a PowerPoint overview of Report PED20039 – 2019 Annual Report on the 2016 - 2020 Economic Development Action Plan Progress.

(Farr/Pearson)

That the presentation, respecting Report PED20039 – 2019 Annual Report on the 2016 - 2020 Economic Development Action Plan Progress, be received.

CARRIED

A copy of the presentation is available on the City's website at www.hamilton.ca or through the Office of the City Clerk.

For disposition of this matter, please refer to Item 4.

(ii) Commonwealth Games 2030 (PED19108(d) (City Wide) (Item 9.2)

Carrie Brooks-Joiner, Director of Tourism and Culture; and, Mike Zegarac, General Manager of Finance and Corporate Services, addressed Committee and provided a PowerPoint presentation respecting Report PED19108(d) – Commonwealth Games 2030.

(Eisenberger/Partridge)

That the presentation, respecting Report PED19108(d) – Commonwealth Games 2030, be received.

CARRIED

A copy of the presentation is available on the City's website at www.hamilton.ca or through the Office of the City Clerk.

For disposition of this matter, please refer to Item 5.

(h) DISCUSSION ITEMS (Item 10)

(i) Sub-section (a) to Report PED20053, respecting the Enbridge Gas Inc. Leave to Construct Application for the 2021 Dawn to Parkway Extension and Integrated Resource Planning Proposal (Wards 13 and 15) (Item 10.8)

(Partridge/VanderBeek)

That Report PED20053, respecting the Enbridge Gas Inc. Leave to Construct Application for the 2021 Dawn to Parkway Extension and Integrated Resource Planning Proposal, be DEFERRED to the March 25, 2020 General Issues Committee meeting.

Result: Motion CARRIED by a vote of 11 to 0, as follows:

YES - Ward 1 Councillor Maureen Wilson

Council – February 26, 2020

YES - Ward 2 Councillor Jason Farr
 YES - Ward 3 Councillor Nrinder Nann
 YES - Ward 4 Councillor Sam Merulla
 YES - Ward 5 Councillor Chad Collins
 NOT PRESENT - Ward 6 Councillor Tom Jackson
 YES - Ward 7 Councillor Esther Pauls
 YES - Deputy Mayor - Ward 8 Councillor John-Paul Danko
 NOT PRESENT - Mayor Fred Eisenberger
 YES - Ward 15 Councillor Judi Partridge
 YES - Ward 14 Councillor Terry Whitehead
 YES - Ward 13 Councillor Arlene VanderBeek
 NOT PRESENT - Ward 12 Councillor Lloyd Ferguson
 NOT PRESENT - Ward 11 Councillor Brenda Johnson
 YES - Ward 10 Councillor Maria Pearson
 NOT PRESENT - Ward 9 Councillor Brad Clark

(ii) Application of City's Equity, Diversity and Inclusion Policy to City Leases (LS20007/HUR20005) (City Wide) (Item 10.11)

(Nann/Pearson)

That consideration of Report LS20007/HUR20005, respecting the Application of City's Equity, Diversity and Inclusion Policy to City Leases, be DEFERRED until Committee reconvenes in Open Session.

CARRIED

(i) NOTICES OF MOTION (Item 12)

Councillor M. Pearson introduced a Notice of Motion respecting the Early Release of the GRIDS 2 report and accompanying background studies.

(Partridge/Pearson)

That the Rules of Order be waived to allow for the introduction of a Motion respecting the Early Release of the GRIDS 2 Report and Accompanying background studies.

Result: Motion CARRIED by a vote of 12 to 0, as follows:

YES - Ward 1 Councillor Maureen Wilson
 YES - Ward 2 Councillor Jason Farr
 YES - Ward 3 Councillor Nrinder Nann
 YES - Ward 4 Councillor Sam Merulla
 YES - Ward 5 Councillor Chad Collins
 YES - Ward 6 Councillor Tom Jackson
 YES - Ward 7 Councillor Esther Pauls
 YES - Deputy Mayor - Ward 8 Councillor John-Paul Danko

NOT PRESENT - Mayor Fred Eisenberger
 YES - Ward 15 Councillor Judi Partridge
 YES - Ward 14 Councillor Terry Whitehead
 YES - Ward 13 Councillor Arlene VanderBeek
 NOT PRESENT - Ward 12 Councillor Lloyd Ferguson
 NOT PRESENT - Ward 11 Councillor Brenda Johnson
 YES - Ward 10 Councillor Maria Pearson
 NOT PRESENT - Ward 9 Councillor Brad Clark

(j) PRIVATE & CONFIDENTIAL (Item 14)

(i) Closed Session Minutes – February 5, 2020 (Item 14.1)

(Pearson/Pauls)

- (a) That the Closed Session Minutes of the February 5, 2020 General Issues Committee meeting, be approved, as presented; and,
- (b) That the Closed Session Minutes of the February 5, 2020 General Issues Committee meeting remain confidential.

Result: Motion CARRIED by a vote of 12 to 0, as follows:

YES - Ward 1 Councillor Maureen Wilson
 YES - Ward 2 Councillor Jason Farr
 YES - Ward 3 Councillor Nrinder Nann
 YES - Ward 4 Councillor Sam Merulla
 YES - Ward 5 Councillor Chad Collins
 YES - Ward 6 Councillor Tom Jackson
 YES - Ward 7 Councillor Esther Pauls
 YES - Deputy Mayor - Ward 8 Councillor John-Paul Danko
 NOT PRESENT - Mayor Fred Eisenberger
 YES - Ward 15 Councillor Judi Partridge
 YES - Ward 14 Councillor Terry Whitehead
 YES - Ward 13 Councillor Arlene VanderBeek
 NOT PRESENT - Ward 12 Councillor Lloyd Ferguson
 NOT PRESENT - Ward 11 Councillor Brenda Johnson
 YES - Ward 10 Councillor Maria Pearson
 NOT PRESENT - Ward 9 Councillor Brad Clark

(Pearson/Pauls)

That Committee move into Closed Session respecting Items 14.2, 14.4 and 14.5, pursuant to Section 8.1, Sub-sections (b), (c), (f) and (k) of the City's Procedural By-law 18-270, as amended; and, Section 239(2), Sub-sections (b), (c), (f) and (k) of the *Ontario Municipal Act*, 2001; as amended, as the subject matter

pertains to personal matters about an identifiable individual, including municipal or local board employees; a proposed or pending acquisition or disposition of land by the municipality or local board; advice that is subject to solicitor-client privilege, including communications necessary for that purpose; and, a position, plan, procedure, criteria or instruction to be applied to any negotiations carried on or to be carried on by or on behalf of the municipality or local board. 2001, c. 25, s. 239 (2); 2017, c. 10, Sched. 1, s. 26.

Result: Motion CARRIED by a vote of 12 to 0, as follows:

YES - Ward 1 Councillor Maureen Wilson
 YES - Ward 2 Councillor Jason Farr
 YES - Ward 3 Councillor Nrinder Nann
 YES - Ward 4 Councillor Sam Merulla
 YES - Ward 5 Councillor Chad Collins
 YES - Ward 6 Councillor Tom Jackson
 YES - Ward 7 Councillor Esther Pauls
 YES - Deputy Mayor - Ward 8 Councillor John-Paul Danko
 NOT PRESENT - Mayor Fred Eisenberger
 YES - Ward 15 Councillor Judi Partridge
 YES - Ward 14 Councillor Terry Whitehead
 YES - Ward 13 Councillor Arlene VanderBeek
 NOT PRESENT - Ward 12 Councillor Lloyd Ferguson
 NOT PRESENT - Ward 11 Councillor Brenda Johnson
 YES - Ward 10 Councillor Maria Pearson
 NOT PRESENT - Ward 9 Councillor Brad Clark

**(ii) LRT Project - Staffing Plan & Implications (PED20054) (City Wide)
(Item 14.4)**

(Merulla/Partridge)

That Report PED20054, respecting Light Rail Transit (LRT) Project – Staffing Plan and Implications, remain confidential.

Result: Motion DEFEATED by a tied vote of 6 to 6, as follows:

NO - Ward 1 Councillor Maureen Wilson
 YES - Ward 2 Councillor Jason Farr
 YES - Ward 3 Councillor Nrinder Nann
 YES - Ward 4 Councillor Sam Merulla
 YES - Ward 5 Councillor Chad Collins
 YES - Ward 6 Councillor Tom Jackson
 YES - Ward 7 Councillor Esther Pauls
 NO - Deputy Mayor - Ward 8 Councillor John-Paul Danko
 NOT PRESENT - Mayor Fred Eisenberger

NO - Ward 15 Councillor Judi Partridge
NO - Ward 14 Councillor Terry Whitehead
NO - Ward 13 Councillor Arlene VanderBeek
NOT PRESENT - Ward 12 Councillor Lloyd Ferguson
NOT PRESENT - Ward 11 Councillor Brenda Johnson
NO - Ward 10 Councillor Maria Pearson
NOT PRESENT - Ward 9 Councillor Brad Clark

For disposition of this matter, please refer to Item 19.

(k) ADJOURNMENT (Item 15)

(VanderBeek/Pearson)

That there being no further business, the General Issues Committee be adjourned at 7:55 p.m.

CARRIED

Respectfully submitted,

Deputy Mayor J. P. Danko
Chair, General Issues Committee

Stephanie Paparella
Legislative Coordinator,
Office of the City Clerk



INFORMATION REPORT

TO:	Mayor and Members General Issues Committee
COMMITTEE DATE:	June 15, 2020
SUBJECT/REPORT NO:	Director Resignation Hamilton Farmers' Market (CM20005)(City Wide)
WARD(S) AFFECTED:	City Wide
PREPARED BY:	John Hertel 905-546-2424 Ext. 2739
SUBMITTED BY:	John Hertel Director Strategic Partnerships and Communications City Manager's Office
SIGNATURE:	

COUNCIL DIRECTION

At the May 22, 2019 Council meeting, staff were directed to review the correspondence received from Marisa Di Censo respecting her resignation from the Hamilton Farmers' Market Board of Directors and report back to the General Issues Committee.

INFORMATION

Subsequent to receiving this resignation, the Selection Committee of Council approved 2 new citizen Directors with excellent business backgrounds, and Council also approved the addition of a long-standing vendor to the Board of Directors.

In November 2019 the Board received training on "Creating and Maintaining a Respectful & Supportive Workplace" delivered by the City's Diversity & Inclusion Office Director Jodi Koch and Manager Jessica Bowen.

In recent months, memberships and terms of reference for various committees of the Board have been refreshed e.g. Operations, Marketing, and Audit and Finance. Most recently, the Board's Executive membership was also refreshed. These changes will assist the Market Board to continue to move forward to best serve the community and the vendor businesses.

Lastly, Staff have completed Board interviews and research through a local consultant related to market governance models and will be forwarding a summary of the findings to the Board of Directors in June for their consideration.

OUR Vision: To be the best place to raise a child and age successfully.

OUR Mission: To provide high quality cost conscious public services that contribute to a healthy, safe and prosperous community, in a sustainable manner.

OUR Culture: Collective Ownership, Steadfast Integrity, Courageous Change, Sensational Service, Engaged Empowered Employees.

**SUBJECT: Hamilton Future Fund Preliminary Reserve Balance as of
December 31, 2019 (FCS20020) (City Wide) - Page 2 of 2**

APPENDICES AND SCHEDULES ATTACHED

Appendix A – Letter of Resignation. from Marissa Di Censo

Appendix "A" to Report CM20005
Page 1 of 1

5.3



May 5, 2019

Dear Mr. Hertel,

It is with deep regret that I submit my resignation from the Hamilton Farmers' Market Board of Directors. Over the past 4 years, I have contributed my energy, time, and enthusiasm to initiating the Board and supporting the Market as a community hub and cultural centrepiece for all. Unfortunately, I am no longer able to continue as a Board member.

As much as I am committed to the Hamilton Farmers' Market I can no longer, as a matter of personal integrity, be part of the Board, whose focus has shifted to the demands of one stakeholder group at the expense of the wishes and needs of other stakeholders.

Furthermore, I am no longer able to shop at the Market very often due to the inconsistencies of its hours of operations. Not operating during the posted hours has, on numerous occasions, caused me great inconvenience. While having tried to address this during my tenure as a Director, I was unable to influence this needed change. I, therefore, cannot represent my community well as a regular Market shopper.

When the Board first began, and I was selected as Chair for two and a half years, I strove to create cohesion as a Board and to set our direction in a forward trajectory, looking at the present and the future, and glancing in the rearview mirror occasionally to inform decisions. This is essential if the Market is to grow and realize its potential. I hope that the Board can set its sights on a Market that meets the present and future needs of all.

I wish the Board and the Market well.

Sincerely,

A handwritten signature in cursive script that reads "Marisa Di Censo".

Marisa Di Censo



INFORMATION REPORT

TO:	Mayor and Members General Issues Committee
COMMITTEE DATE:	June 15, 2020
SUBJECT/REPORT NO:	Economic Impacts of Live Music Sector: Hamilton Music Venue Research (PED20112) (City Wide)
WARD(S) AFFECTED:	City Wide
PREPARED BY:	Debbie Spence (905) 546-2424 Ext. 3049
SUBMITTED BY:	Carrie Brooks-Joiner Director, Tourism and Culture Planning and Economic Development Department
SIGNATURE:	

The purpose of this report is to provide Council with an update on economic impact data and key issues impacting venues as determined from a research study on Hamilton's live music sector. Considering the significant impacts of COVID-19 on the music sector, staff are sharing highlights from the study; key findings from a national survey of live music businesses; and the full consultant's report which is attached as Appendix "A" to Report PED20112. It is anticipated this information could be used to assist in the short and longer-term economic recovery planning and efforts.

The study was undertaken to understand the live music sector of Hamilton's music industry. Live music represents the largest part of a city's music industry in terms of jobs and businesses as it includes musicians; venue owners and staff; promoters; managers; sound technicians, etc. In addition, live music helps create and support a strong urban core and quality of life.

COUNCIL DIRECTION

In March 2019, Council approved the Creative Industries Sector Profile Report (Sector Profile Report) and Implementation Recommendation (PED19056). The Sector Profile Report provided data about Hamilton's creative industries sector (i.e. the number of businesses and workers) and identified areas with the greatest potential for economic growth. Music was identified as one of the top growth areas. A key action from the report was that the City undertake an economic impact research for Hamilton's music

OUR Vision: To be the best place to raise a child and age successfully.

OUR Mission: To provide high quality cost conscious public services that contribute to a healthy, safe and prosperous community, in a sustainable manner.

OUR Culture: Collective Ownership, Steadfast Integrity, Courageous Change, Sensational Service, Engaged Empowered Employees.

SUBJECT: Economic Impacts of Live Music Sector: Hamilton Music Venue Research (PED20112) (City Wide) - Page 2 of 5

industry. The Sector Profile Report notes that Hamilton's music industry employs 7,725 workers and has a total of 541 businesses.

INFORMATION

Research Study - Background Information

In May 2019, staff coordinated a joint study with the Canadian Live Music Association, the City of Toronto, and the consultant team at Nordicity. The purpose of this study was to understand the economic impacts (revenues; jobs; GDP; taxes; tourism; etc.); artist development impacts; and social or quality of life impacts that live music venues have in Hamilton. Nordicity applied the methodology and approach that had been created for the City of Toronto for research on their music venues and live music sector.

Live music venues range from traditional venues of all sizes and include large arenas and mid-sized multi-use places, to cafes and Do It Yourself spaces. Data was gathered from archival information (i.e. Statistics Canada; Ministry of Heritage, Sport, Tourism and Culture Industries); online, telephone and in-person interviews of venues; and conversations with local musicians and organizers.

This study also supports several goals in the City's Economic Development Action Plan and the City's Music Strategy including: grow non-residential tax assessment and increase the number of living wage jobs; the best workforce in Ontario; thriving entrepreneurship and innovation; vibrant commercial and cultural districts and places; strengthen the local music industry; cultivate music creation and talent; and increase access to music experiences.

Hamilton's Live Music Economic Impacts Study Highlights

The report, Venues: A Case for Hamilton's Live Music Industry, includes economic impact data (based on 2018 numbers) with the survey and interviews conducted in the third quarter of 2019. Key highlights are as follows:

- Revenues from and for venues:
 - Hamilton's direct Gross Domestic Product from venues was \$32.6 M with \$2.6 M coming from property taxes.
 - Total revenues generated by venues was \$62.7 M.
 - Only 2% of venues' revenues come from ticket sales with other revenues coming from various sources such as event rentals, alcohol, food, coat check, etc.
 - The operating margins for venues are 4%.

SUBJECT: Economic Impacts of Live Music Sector: Hamilton Music Venue Research (PED20112) (City Wide) - Page 3 of 5

- Workforce:
 - Hamilton's live music workforce is 1,100 full-time employees with an average of five full-time staff at each venue. The average staff salary is \$44,200.
 - Hamilton has more independent musicians per capita than many top tier cities.
- Age and location of venues:
 - Most venues in Hamilton have been in operation for more than 24 years and 20% of venues have operated for more than 40 years.
 - The top three wards with the highest concentration of venues are Wards 1, 2 and 3. Ward 2 has the most venues at 66.
- Role of venues and importance in artist development:
 - Venues support a strong music ecosystem, artist careers, music industry jobs, and attract creative industry workers.
 - Venues and spaces for music (indoor and outdoor) are at the heart of the music sector offering spaces for musicians to perform, grow their audience, and grow their businesses. Local venues (small to medium) are often where musicians start their careers.
- Social and quality of life impacts:
 - Venues not only support the music industry; they also support a strong urban core and quality of life that attracts people to live and work in a city. Increased density of cultural spaces (venues) creates neighbourhoods that people want to live in and attracts people who work in the Creative Industries sector.
 - The top five wards with the highest concentration of arts and culture workers are (in rank order) Wards 1, 2, 3, 13 and 12.

Key Issues Impacting Venues

The major issues impacting venues in Hamilton mirror those shared by venues in other cities and include:

- Increasing property values and corresponding property taxes.
- Cost to run venues and their small operating margins are at odds with the need and purpose of venues (i.e. small venues are essential to support local and emerging artists' career development, but small audiences don't generate significant revenues).
- Retention and training of the labour force.
- Availability of venues for a range of artists (i.e. stage of career/development and genre of music). Often there are not enough venues and variety of spaces to address this need.

**SUBJECT: Economic Impacts of Live Music Sector: Hamilton Music Venue
Research (PED20112) (City Wide) - Page 4 of 5**

Impacts on Live Music Due to COVID-19

Live music venues were already in a precarious and uncertain place pre-COVID (with slim operating margins, revenue streams and the challenging business model and roles of small to medium venues) and have been completely shut down since March 2020 with no, or very limited ability to generate revenue. Musicians no longer have spaces to perform or tour, except for home-based shows that do not generate incomes comparable to that of pre-COVID levels. It is anticipated that venues will likely be one of the last types of businesses to be able to open to full capacity. In addition, the business models for small to medium venues (capacity of 100 to 350 persons) requires sold out shows along with revenues from food and beverage, etc. to remain viable.

Industry Survey Results

In mid-March of 2020, a group of national live music organizations and associations (i.e. Canadian Council of Music Industry Associations, Canadian Live Music Association) conducted an online survey to gather data on the impacts of COVID-19. This survey received nearly 3,000 responses from a wide cross-section of the live music industry.

The information captured by the survey indicates that businesses in this area; even with Federal and Provincial loans and grants; will only be able to sustain their operations for no more than six months. A summary of the report states, “staff layoffs have already begun across the industry, and many more are expected with some companies anticipating a need to lay off 75 to 100% of their employees. With revenues that have all but disappeared, combined with unrecoverable expenses as a result of the mass cancellations and postponements of music industry events, tours and other initiatives across the world, the majority of business respondents stated they will be able to sustain their operations for no more than six months, and only 4% will be able to keep their business going for up to a year. The current reality is the impacts are far more dramatic and its effects will likely last up to a year or more.”¹

The recent Hamilton business survey research supports these findings as 36% of Creative Industries businesses said that they've had to decrease their employment by 100%, and this sector has the fourth highest percentage of businesses who've decreased their workforce by 100%. The Hamilton Business Survey findings also note that “most businesses with under 20 employees have seen the largest percentages in decreased employment (i.e. layoffs)”² and the average venue has five full-time staff.

¹ April 1, 2020 Media Release from the Canadian Council of Music Industry Associations: Canadian Music Industry Asks Federal Government For Urgent Relief During COVID-19 Pandemic.

² Appendix “C” to Report PED20102

**SUBJECT: Economic Impacts of Live Music Sector: Hamilton Music Venue
Research (PED20112) (City Wide) - Page 5 of 5**

Next Steps

The next steps will include:

- Sharing this information with the Mayor’s Task Force on Economic Recovery to help inform economic recovery planning;
- Sharing this information with the local music industry and Hamilton Music Advisory Team;
- Utilizing the report findings to inform the City’s business and sector development for music; and
- Utilizing the live music data and report to help inform the ongoing creation of the 2021 to 2026 Economic Development Action Plan and cross sector collaboration efforts.

APPENDICES AND SCHEDULES ATTACHED

Appendix “A” - Venues: A Case for Hamilton’s Live Music Industry

DS:ac

Re:Venues: A Case for Hamilton's Live Music Industry

FINAL REPORT

May 2020

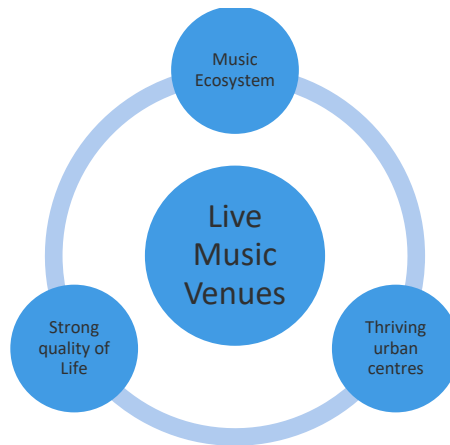
Table of Contents

Executive Summary	2
1. Introduction	7
1.1 Overview and Mandate of this Study	7
1.1.1 Methodology and Data Sources	7
2. Overview Hamilton Music Ecosystem	9
2.1 The City of Hamilton Context	9
2.2 Profile of Hamilton Venues	10
3. The Impact of Live Music Venues	13
3.1 Music Industry Impact	13
3.1.1 Importance to Artists Careers	14
3.1.2 Importance to Industry/Business in City	17
3.1.3 Importance to City	21
3.2 Economic Impact	25
3.2.1 Revenue and Expenditure	25
3.2.2 Economic Impact of Venue Operations	27
3.2.3 Tourism Expenditure and Attribution	29
4. Issues Facing Venues	32
5. Summary of Impact of Live Music Venues in Hamilton	33
Appendix A. List of Interviewees	35
Appendix B. Economic Impact Methodology and Assumptions	35

Executive Summary

Live music venues are critical to a strong and sustainable music ecosystem in Hamilton. Venues are the foundation of the industry, providing employment, artistic opportunity, and economic growth.

Venues contribute to strong careers for artists, by providing a platform for them to connect to the industry and build new audiences. The success of artists helps to grow the broader music industry in the city. And a stronger economy and healthy businesses help to create a good quality of life in neighbourhoods and the city as a whole. As visualized in the graphic below, these impacts are cyclical, one supporting and leading into another, of which live music venues are at the heart.



Music Ecosystem

Venues do not just support musicians. There is a whole industry that is created around artists, be it positions at the venues, or in the broader music industry as promoters, recording labels, studios, festivals, etc.

Venues support the growth of artists' careers, by providing a platform for discoverability and audience growth. Subsequently, the success of artists increases the number of jobs in the music industry in Hamilton—more artists, more jobs for promoters, sound engineers, recording studios, etc. Conversations with artists and venues alike revealed a close-knit and supportive music sector, one that recommends musicians for certain opportunities and develops events specifically to profile local musicians. This leads to a lot of comradery and mutual respect among all the players.

The uniqueness of Hamilton is that there is not a single sound; rather, there are many different artists, performing in many different genres, with "everyone is putting their own spin and twist on things that haven't been heard before." This diversity necessitates venues of different sizes and genre specializations. In a typical week, Hamilton music venues have acts 1.6 days out of seven, and on a typical show day, venues have 1.5 acts. Effectively, venues feature live music an average of 59 days a year (usually held on Fridays or Saturdays).

Strong Quality of Life

The impact of venues extends beyond the artists and the resulting employment opportunities. It also creates spaces that bring people in a city together, providing rich artistic experiences, and giving people a sense of identity and belonging in their city.

Good music, strong marketing, and quality sound brings audiences to shows, who subsequently spend money at restaurants near-by, supporting the growth of thriving neighbourhoods, which in turn contributes to the quality of life for those who live in the city. A city with a good quality of life attracts more people (aka audiences and artists), starting the cycle over again.

Density creates a vibrancy in a neighbourhood, bringing people to engage with the area, and patron the businesses there. An added bonus of increased foot traffic is safety- that when there are lots of people around, there are more people to watch out for one another, increasing the quality of life in a neighbourhood. Not only does this impact the quality of life for people who live in the city, but also attracts and retains artists, and artist workers- vital components of a successful music ecosystem, as discussed in the preceding sections.

Thriving Urban Centre

By supporting the success of artists, music venues also support the economic growth of other businesses/sectors in the city. Multiple entertainment offerings in close proximity create a destination for people from across the city, drawing audiences and creating an identify around a certain area, and building spill over effects from one business to another.


Wards 1, 2 and 3 in Hamilton currently have the highest concentration of venues, and also have the highest concentration of cultural workers. This shows that arts and cultural workers in Hamilton tend to live in close proximity to cultural experiences. Increased density of cultural spaces (i.e. venues) appears to create neighbourhoods that creative people want to live in.

Live music venues also contribute to the economic health of a city through employment. Live music venues are supported mainly through "gig" positions, which while not full time positions, do allow for many more people to have paid work (e.g. young people wanting to get experience, artists who want additional income, etc.). Moreover, a quarter of the venues reported being unionized. In terms of wages, contract workers make \$20 per hour, which is 43% above the provincial minimum wage of \$14/hour.

Economic Impact of Live Music Venues

Beyond their vital role in supporting a thriving music industry and quality of life, there are economic impacts of the live music industry. This economic impact refers to the GDP, jobs and labour income generated by companies operating in the live music venue industry in Hamilton.

Music venues in Hamilton generated an estimated \$62.7 million in gross revenue in 2018, with an operating margin of 4%, or \$2.6 million. The industry's expenditures generate several economic impacts on Ontario's economy, which can be expressed in terms of GDP, labour income, employment and taxes. These impacts are a combination of direct, indirect and induced impacts.



In terms of employment, venues in Hamilton supported 1,100 FTEs in total, and employs 820 FTEs directly. For an industry such as live music, with so many contract/short term employees, FTEs are the clearest way to articulate the industry labour impact. FTEs provide a standard unit so that full-time, part-time, contract and freelance workers can all be combined to calculate a complete impact.



Tourism

In addition to the impacts discussed above, music events, and even a city’s music ecosystem, can be a draw for tourism. Music tourism is most associated with well-known touring acts, as fans will often travel to a major centre to consume the live experience when a tour passes through. Similarly, some music ecosystems represent a tourist destination in their own right, most often in cities that are regarded as a hotbed for live music in a particular genre such as Nashville or New Orleans.

Naturally, some of the revenue earned through music venues’ day-to-day operations includes visitor spending, so an analysis of the economic impact of tourism necessarily focuses on the portion of visitor spending that occurs outside of music venues. Such visitor spending may include travel (e.g., car rentals, transit, Canadian fares, etc.), accommodation (e.g., hotels), food and drink (e.g., restaurant meals, groceries, etc.), and other expenditures that may occur during a visit to Hamilton.

The following table states the economic impact on the provincial economy of 1,000 music visitors to Hamilton, by origin.

Economic Impact (per 1000 tourists)	Ontario	Canada (excl. Ontario)	US	Overseas
GDP – Direct	\$105,000	\$365,000	\$220,000	\$794,000
GDP -- Total	\$194,000	\$682,000	\$412,000	\$1,516,000
Employment (FTEs) - Direct	2	5	3	10
Employment (FTEs) -- Total	2	8	5	16
Tax Impact – Federal	\$34,000	\$114,000	\$68,000	\$253,000

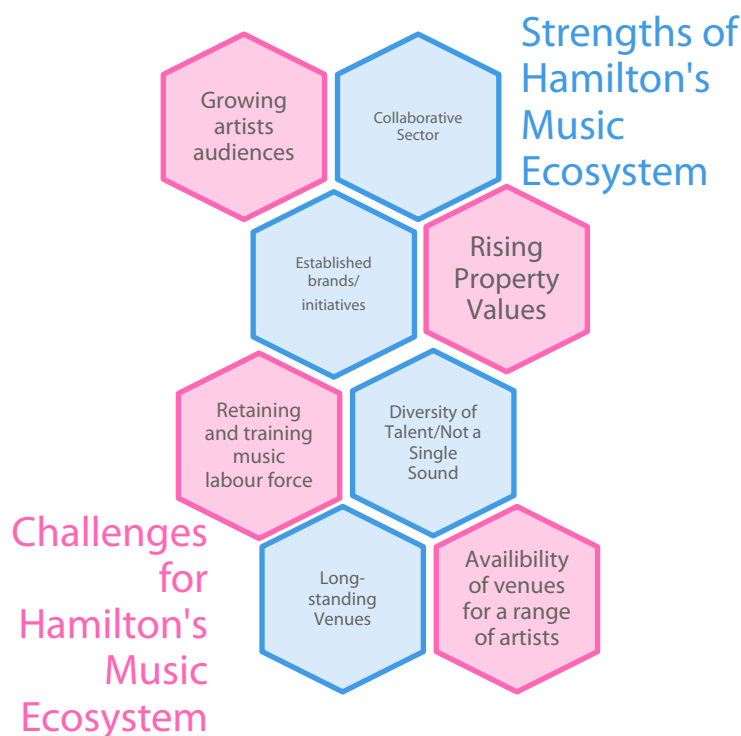
Economic Impact (per 1000 tourists)	Ontario	Canada (excl. Ontario)	US	Overseas
Tax Impact –Provincial	\$31,000	\$99,000	\$60,000	\$213,000
Tax Impact –Municipal	\$8,000	\$29,000	\$17,000	\$57,000
Tax Impact –Total	\$73,000	\$242,000	\$146,000	\$523,000

Source: MTCS spending data for visitors to Festivals and Fairs, 2016; MTCS Tourism Regional Economic Impact Model (TREIM)

The key takeaway from the analysis presented above is that (a) a thriving local music scene can be a draw for tourism, and (b) tourism can contribute a significant additional impact to the Ontario economy (above and beyond the operational impact of music venues themselves). That said, there is one additional dimension that factors into the strategic value of these observations, which is: precisely how should the music ecosystem be leveraged to achieve a greater economic impact.

Strengths and Challenges for Hamilton’s Music Ecosystem

The preceding sections have articulated the vital role that venues play in a healthy and thriving music ecosystem. But in order to ensure the longevity and growth of the music sector in Hamilton, and to continue to bring these economic impacts to the city, there are several challenges that need to be addressed. But, for the **challenges**, there are also many **strengths** for which the sector can capitalize on.



Potential Areas of Support

There are some potential avenues of action that would help to support venues, address their major areas of concern, and ensure their continued impact in Hamilton, including:

- **Supporting Real Estate** – With increasing property values in the city, paying rent or a mortgage will be a growing expense for venues. There are opportunities to support venues and/or the music ecosystem in this way; be it city owned venues, tax breaks for cultural venues, or licensing and/or zoning for non-traditional venues to make their offerings or rentability more formalized.
- **Increasing Collaborative Action for Audience Growth** – Audience growth is a critical component for the success of an artist. Helping local artist find the right venue(s) for their musical style and for the stage of their career will be crucially important.
- **Recognizing Music as a Tourism Enhancer** – Partnering with other, non-music tourism to collectively package music-related activities for tourists is a potential avenue to increase the per-visit spend for existing tourists.
- **Capitalizing on Collective Economic Impacts of BIAs** – This report outlines the collective value that music venues bring to entertainment areas. There is an opportunity to focus on these areas of density, to encourage collective growth (e.g. through neighbourhood discounts, collective marketing initiatives, etc.)
- **Continuing Grant Support for Artists** – With 28% of venues' revenues coming from municipal grants, this is a critical component for their financial sustainability. Venues indicated in the survey that increased support for artists and bands to play live music is a change they would like to see. This type of support could be in the form of increased grants for performances (e.g. to bring in touring acts, or to host cultural events). Artists can also be supported in this way, as a necessary piece of the music value chain, through grants such as those given by the City Enrichment Fund.
- **Growing Support of Music Workers** – Skilled people to work in the music ecosystem – particularly sound technicians – are limited, which in turn limits the growth of these companies, and the local resources available to musicians. Formalized support for educational opportunities, such as partnerships with local colleges could help to grow a talent pipeline for music industry talent.
- **Continuing to Foster the Strong Local Connections** – Evident in this report is the supportive and tightknit community that exists among musicians, venues and those who work in the music industry. Tapping more formally into this collective mindset would benefit all. It is understood that past formalized initiatives have not seen much success, so the provision of support structures for these types of groups to grow more organically could be the way to go.

It is clear that live music venues in Hamilton are a critical aspect of a thriving music ecosystem, a strong quality of life and a thriving urban centre in the city. Venues are important to the City of Hamilton, and the province of Ontario, providing not only social and creative value, but quantifiable value to the economy.

1. Introduction

1.1 Overview and Mandate of this Study

Music plays an important role in creating a vibrant city, driving value in several ways, including “job creation, economic growth, tourism development, city brand building and artistic growth.”¹ The physical spaces for music to be created and performed are a critical piece of this. The more venues, the more jobs and more opportunities for musicians, and the more the sector, and thus overall city economy, can grow.

Nordicity was engaged to measure these contributions and impacts stimulated by the City of Hamilton’s live music venues. Venues in Hamilton range from traditional venues of all sizes, large arenas, and mid-sized multi-use places, to cafes and DIY spaces, and all have a particular role in creating a thriving music ecosystem.

For the purposes of this report, a **traditional venue** is one that has a primary purpose to present live music. A **non-traditional venue** (i.e. Do-it-Yourself (DIY) or alternative venue) is one that has a primary purpose to do something else, but also plays live music.


At a time when the city is seeing a lot of growth and change, there is value in quantifying and capturing the value of music venues to the larger music eco-system, for useful future planning.

This analysis will provide quantitative data to show the economic value of music venues, as well as discuss the broader impacts that flow out from venues, the lynchpin of a sustainable music industry.

A critical part of understanding these ripple effects was hearing from the music community. For this study, a survey of venues was completed, and interviews were conducted with venue operators, artists, record labels, BIA and City staff to gain a broad understanding of the many pieces that fit together, and identify the strengths, gaps and areas of opportunity to allow the sector to not only grow, but continue to thrive in Hamilton. The methodology and data sources used for this report will be discussed in more detail below.

1.1.1 Methodology and Data Sources

To fully assess these impacts, the value of live music venues was looked at from two angles:



¹ <https://www.ifpi.org/downloads/The-Mastering-of-a-Music-City.pdf>

To measure the **Economic Impact**, Nordicity:

- Quantified the contributions of live music venues to the Hamilton's wider economy, in terms of GDP, labour and taxes; and,
- Assessed the role venues play in attracting tourists (and the accompanying spending) to Hamilton.

The **Music Industry Impact** was determined by looking at:

- The role music venues play in the development of a healthy music ecosystem in Hamilton;
- How venues contribute to artist development; and,
- The role venues play in the city and quality of life for those who live there.

Data for this assessment was collected in several ways:

- **An Online Survey:** this survey was distributed to venues in Hamilton. The questions were developed in conjunction with Canadian Live Music Association (CLMA), and included questions on the types of shows, quantity of shows, operational expenses, and challenges venues face. The survey was distributed via the City of Hamilton's network, as well as the CLMA and Nordicity's.
- **One-on-one Interviews:** 12 interviews were conducted, with a range of key music stakeholders, including representatives from the City, BIAs, traditional and DIY venues, and musicians. A full list of interviewees can be found in Appendix A.
- **Other Sources:** data was also collected from the Ministry of Tourism, Culture and Sport (MTCS) and Statistics Canada to provide supporting information.

These data sources allowed this assessment to look at both the quantitative and qualitative aspects, to formulate a fuller picture of the impacts. Our Economic Impact Methodology and Assumptions are further outlined in Appendix B.

2. Overview Hamilton Music Ecosystem

2.1 The City of Hamilton Context

Hamilton, a city of 536,917 (2016 census), has seen a lot of changes over the last two decades. In 2001, the city amalgamated with five smaller municipalities; Flamborough, Glanbrook, Stoney Creek, Ancaster, and Dundas. Since amalgamation, the city has continued to grow, seeing 9.5% total growth in the past 15 years.² The median income has increased a massive 43.6% in that same period.³ At the same time, property values have increased exponentially. Houses in the greater Hamilton area (which also includes Burlington and Grimsby) have increased by 79% in the past five years, to an average of \$581,900, the fourth largest increase in the country.⁴

This growing population and increased property values have contributed to numerous secondary effects, including on the arts and creative industries in the city. Growth in the population means more people to support and attend the arts (the number of millennials in the city grew 9.9% between the last two censuses, and they now make up 27.8% of the city's population⁵), but also a rapidly shrinking availability of affordable space and housing is less affordable for working artists as it once was. When it comes to music in the city, venues (the lynchpin of the whole sector) are often being sold.

Hamilton has a long history of strong connections and associations with the music industry, starting with the founding of the Hamilton Musical Institute in 1888, bringing thousands of music students to the city. This legacy continued, through to the founding of Hamilton Philharmonic Orchestra in 1949.

From roots music in the 1950s, to indie rock in the 2000s, the city has continued to be an incubator for musicians from around the world, and a hotbed for homegrown talent including Teenage Head, Terra Lightfoot, Arkells, Blackie and the Rodeo Kings, and Daniel Lanois. Hamilton now has the 6th largest cluster of music businesses in Canada, with 7,725 people working in the music industry, across 541 music related businesses and as independent musicians.⁶

Proximity to Toronto has had both negative and positive effects on Hamilton's music ecosystem. This closeness has contributed to the aforementioned population growth, with people seeking more affordable housing, bringing creatives as well as audiences to the city. Between 2011-2015 Hamilton saw 16% growth in people employed in the creative industries, which is higher than the provincial (12%) and national employment growth (10%) in the sector.⁷ But also, Hamilton-based artists can play easily in both cities, and audiences have the option to go to Toronto rather than staying local, spreading the talent and ticket sales across a larger swath of venues.

Strong local connectors, such as *I Heart Hamilton* on community radio and Sonic Unyon, the Hamilton-based independent record label, have been instrumental in growing and supporting the growth of local talent. For example, in 2009 Sonic Unyon founded Supercrawl, an annual music festival. Now in

² <https://www.hamilton.ca/government-information/trust-and-confidence-report/hamiltons-progress-2000-2017>

³ <https://www.hamilton.ca/government-information/trust-and-confidence-report/hamiltons-progress-2000-2017>

⁴ <https://www.cbc.ca/news/canada/hamilton/home-prices-hamilton-crea-1.4950407>

⁵ <http://www.sprc.hamilton.on.ca/wp-content/uploads/2016/09/Demographic-Shifts-Rise-of-the-Millennial-generation.pdf>

⁶ <https://investinhamilton.ca/industries/creative-industries/>

⁷ <https://investinhamilton.ca/wp-content/uploads/2019/06/CreativeIndustriesConsultantsReportMarch2019.pdf>

its tenth year, Supercrawl has grown into a multi-day, multi-venue event, that showcases local, national, and international talent, and resulted in an economic impact of more than \$20.5 million.⁸ Numerous other festivals also take place in the city and contribute to a strong local platform for talent, including the Brott Music Festival, Collective Arts Festival, Strangewaves and Artsfest.

Considering all the strengths of, and challenges facing, the music sector in Hamilton, in 2013 the city undertook the development of a Music Strategy.⁹ This strategy was an effort to begin to identify how to support this strong music sector in a more strategic way. The strategy looked at three distinct but intersecting groups that comprise the music ecosystem:

- **Industry:** music businesses and organizations (e.g. recording studios, labels, promoters, etc.)
- **Musicians:** artists and performers
- **Consumers:** audiences and the purchasing public

The strategy process led to the establishment of The Hamilton Music Advisory Team, a group of local music industry representatives from all three of the above areas. Other initiatives also came from this team, such as Music Mondays, a concert series run by the City to give local musicians a platform and offer free music to the lunchtime crowd. The momentum from this strategy culminated in 2015, when the city hosted the Canadian music awards, the Junos.

2.2 Profile of Hamilton Venues

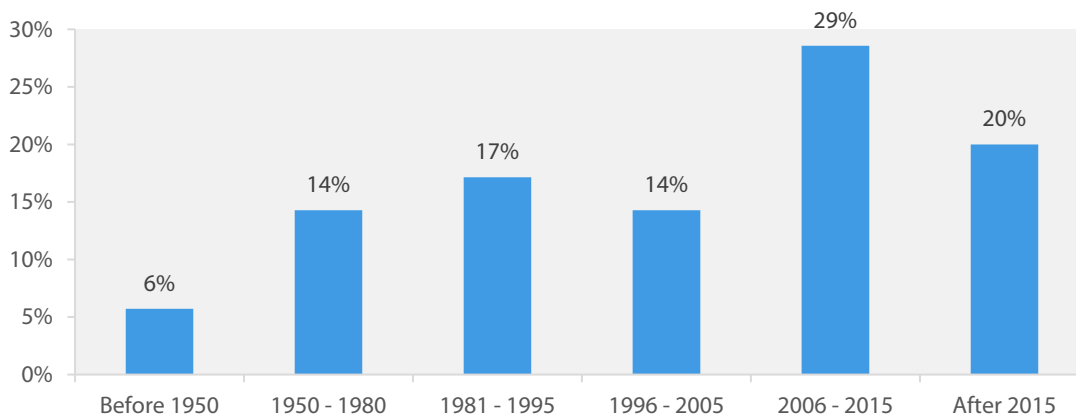
Hamilton is home to around 100 music venues,¹⁰ many that have been in operation for several decades and others that have opened in the last five years. On average, venues have been in operation for 24 years. As seen in the figure below, one-fifth (20%) of the venues have been in operation for 40 years or more.

⁸ <https://supercrawl.ca/about/>

⁹ <https://www.hamilton.ca/sites/default/files/media/browser/2015-09-10%2010%3A48/hamilton-music-strategy.pdf>

¹⁰ Data from City of Hamilton.

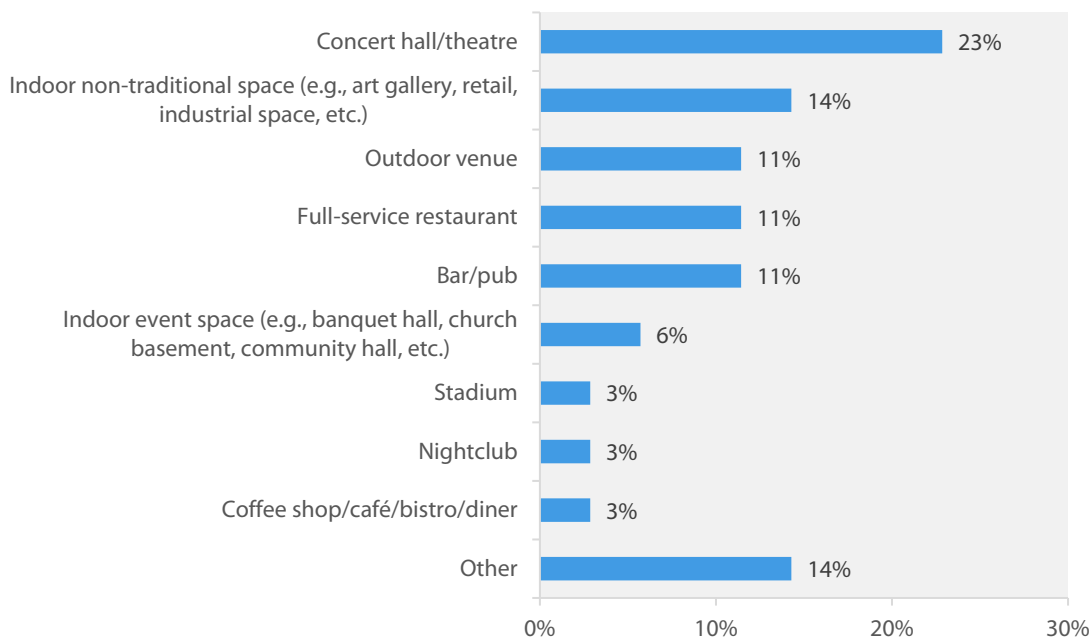
Figure 1: Number of Hamilton venues grouped by their opening year



n = 35
 Source: Re:Venues Survey, 2019

There are a wide range of venues in Hamilton including outdoor venues, restaurants and bars/pubs. The most common types of venues in the city are concert halls or theatres (23% of venues). These would be “traditional venues” (e.g. with seating), with their primary business being the presentation of live performance/music. Non-traditional spaces constitute 14% of the venues – which is higher than all types except concert halls. 14% of respondents replied “other” but based on responses these also appear to constitute “non-traditional” venues – living room, recording studio, and brewery were answers written in for “other”. The use of non-traditional spaces indicates a need for performance space that is not being met by traditional music venues.

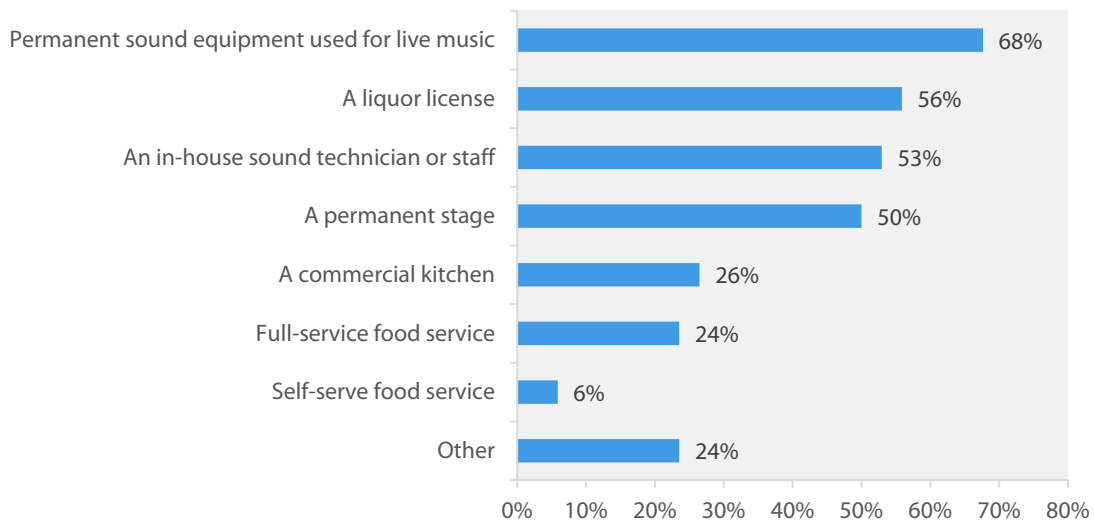
Figure 2: Types of Hamilton Venues



n = 35
 Source: Re:Venues Survey, 2019

Hamilton venues have many common characteristics. A little more than two-thirds (68%) of venues offer permanent sound equipment, and half have a permanent stage, indicating that even when a venue is “traditional”, it still may not be only used for live music. A little more than half of Hamilton venues have a liquor license (56%), another indication that live music is not only being experienced in spaces that are traditionally places to go for a night out. 24% of respondents indicated that something other than these options were included at venues – mentioning “retail sound systems”, “support teams”. A few respondents also indicated under “other” that at some venues none of these characteristics exist. At outdoor venues such as parks the musician needs to bring in all the equipment, and sometimes no equipment is needed (e.g. for acoustic performances).

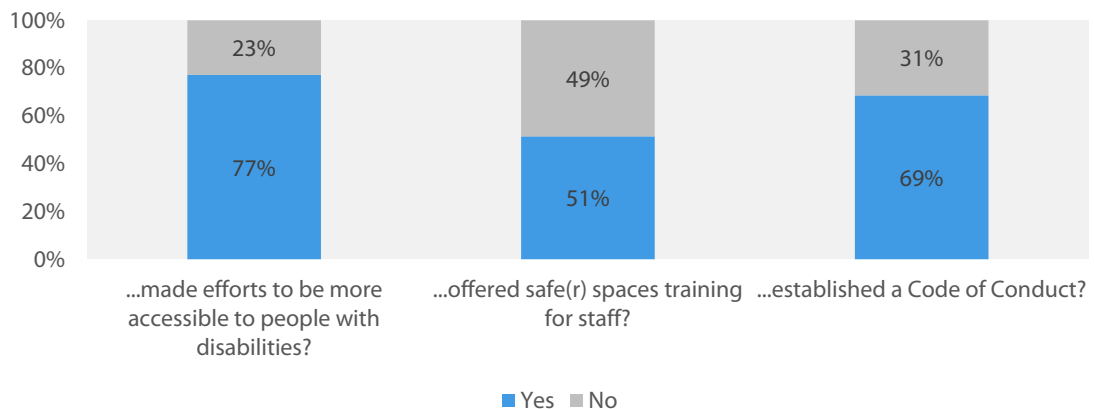
Figure 3: Characteristics of Hamilton music venues



n = 35
 Source: Re:Venues Survey, 2019

Moreover, venues reported making changes to their spaces to be more accessible.

Figure 4: Hamilton music venues reported changes to their operations and spaces to become safer and more accessible



n = 35
 Source: Re:Venues Survey, 2019

As seen in the figure above, a large majority of venues (77%) have made changes to their space to be more accessible, and over two-thirds (69%) have established a code of conduct. This aligns with Province-wide Accessibility for Ontarians with Disabilities (AODA) guidelines, as well as the Province's *Vision for Ontario's Live Music Industry* report. This report outlines a goal of improving access at venues, particularly for touring musicians.¹¹

3. The Impact of Live Music Venues

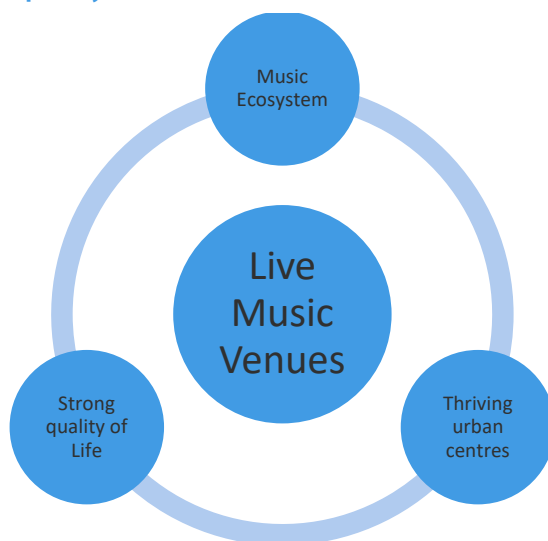
In Hamilton, the economic benefits of a vibrant local music industry are an engine that provides a livelihood to workers, stimulates new business formation, and underpins economic growth. At the heart of this music industry are live music venues, which provide platforms for artists, and attract audiences to business beyond the doors of the music venues that inspired their visit.

In addition to their role in developing the music industry, venues generate economic impacts that can be expressed in terms of GDP, labour income, employment and taxes. Venues also support a strong music ecosystem, artists careers, music industry jobs, a strong urban core, and the quality of life in a city. The impacts will be discussed in more detail below.

3.1 Music Industry Impact

Live music venues are a central part of a thriving music ecosystem (supporting artists and music industry careers), economic growth of a city, and the quality of life it offers. As visualized in the graphic below, these impacts are cyclical, one supporting and leading into another, of which live music venues are at the heart.

Figure 5: Music Venues Impact Cycle



¹¹ http://www.mtc.gov.on.ca/en/culture/ontario_live_music_industry.shtml

Venues support the growth of artists' careers, by providing a platform for discoverability and audience growth. Interviews with artists indicated that performing at small venues early in their careers allowed them to practice their craft and build a following, which then necessitated performances at larger venues. Festivals such as Supercrawl were also identified as excellent platforms for audiences to discover their music.

Subsequently, the success of artists increases the number of jobs in the music industry in Hamilton—more artists, more jobs for promoters, sound engineers, recording studios, etc. As evidenced by organizations such as Sonic Unyon, which started as a band, and then moved into recording, venues, and festival planning, people wear many hats in the Hamilton music ecosystem. Conversations with artists and venues alike revealed a close-knit and supportive music sector, one that recommends musicians for certain opportunities and develops events specifically to profile local musicians. This leads to a lot of comradery and mutual respect among all the players.

Good music, strong marketing, and quality sound brings audiences to shows, who subsequently spend money at restaurants near-by, supporting the growth of thriving neighbourhoods, which in turn contributes to the quality of life for those who live in the city. A city with a good quality of life attracts more people (aka audiences and artists), starting the cycle over again.

The importance of live music venues to artists careers, as well as the role they play in building a strong industry and city cultural are discussed in more detail below.

3.1.1 Importance to Artists Careers

Venues are critical for growing artists careers, providing the main connection point for audiences to appreciate and discover musicians. Music Canada reports in their *Mastering a Music City* that in order for music to thrive, a city needs several types of spaces "rehearsal spaces, recording studios, music education institutions and live performance venues".¹² While music is increasingly consumed online through streaming audio or video, the live music experience remains a critical one in the growth of an artist's career, and a valuable aspect of the fan experience.

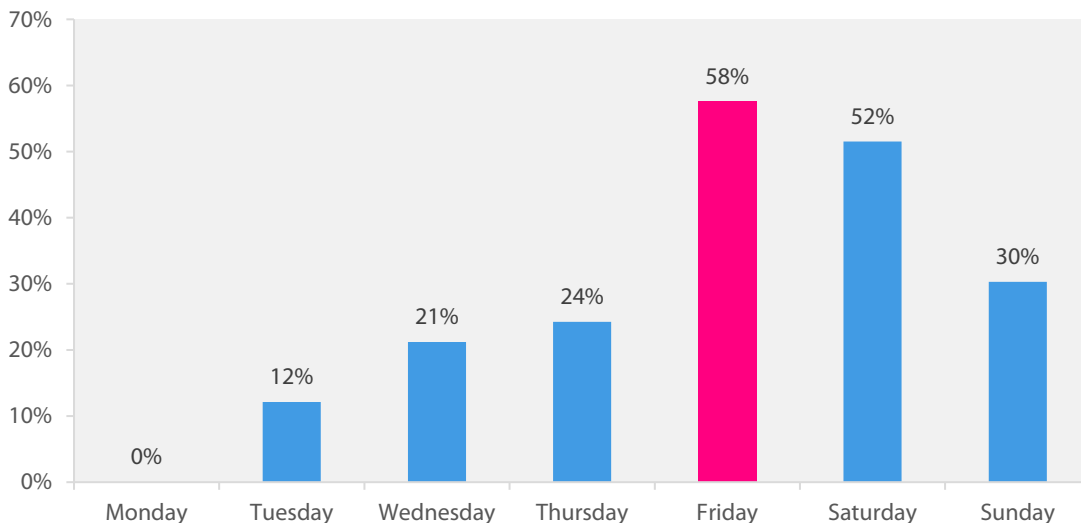
There is no lack of talent in Hamilton. With the great music programs offered in the city for all ages, from the Suzuki School of Music, and the Hamilton School of Music, to Hamilton College, Mohawk College, and McMaster University, there is a funnel of musicians to grow the local talent pool with the right platforms for them to grow their careers.

In a typical week, Hamilton music venues have acts 1.6 days out of seven, and on a typical show day, venues have 1.5 acts. Effectively, venues feature live music an average of 59 days a year (usually held on Fridays or Saturdays).

On a typical weekday, venues remain open for just under eight hours, while on the weekend (Friday – Sunday) they remain open for just over nine hours. Of their opening hours, 36% feature live music. About three-quarters (74%) of the acts performed at the venues comprise of original music.

¹² <https://www.ifpi.org/downloads/The-Mastering-of-a-Music-City.pdf>

Figure 6: Number of Hamilton venues that have at least one act on a given weekday



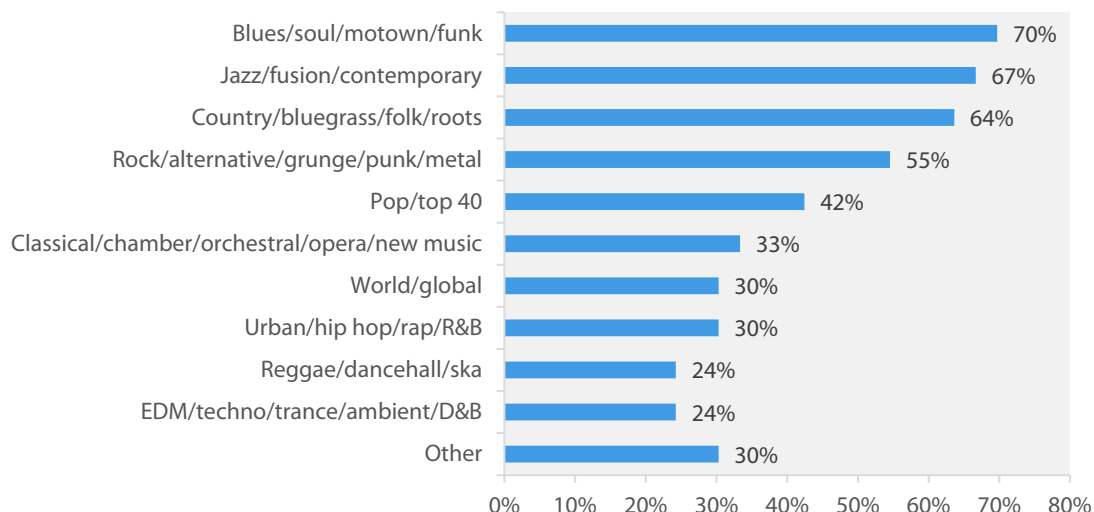
n = 33
 Source: Re:Venues Survey, 2019

The uniqueness of Hamilton is that there is not a single sound; rather, there are many different artists, performing in many different genres, with “everyone is putting their own spin and twist on things that haven’t been heard before.”¹³ This diversity necessitates venues of different sizes and genre specializations. The Music Canada report also notes that it is not enough for cities to just have venues, but a *variety* of venues, to allow artists to grow their audiences, and by extension their careers.

As evidenced in the chart below, there are many types of music performed in the city. Blues/soul/Motown/funk is the most common genre of focus for Hamilton’s music venues (70%), followed by Jazz/fusion/contemporary (67%), and Country/bluegrass/folk/roots (64%). And the need to have a variety of venues to support this range was echoed in consultations with Hamilton artists throughout this project.

¹³ Interviewee.

Figure 7: Genres of music performed at Hamilton’s music venues



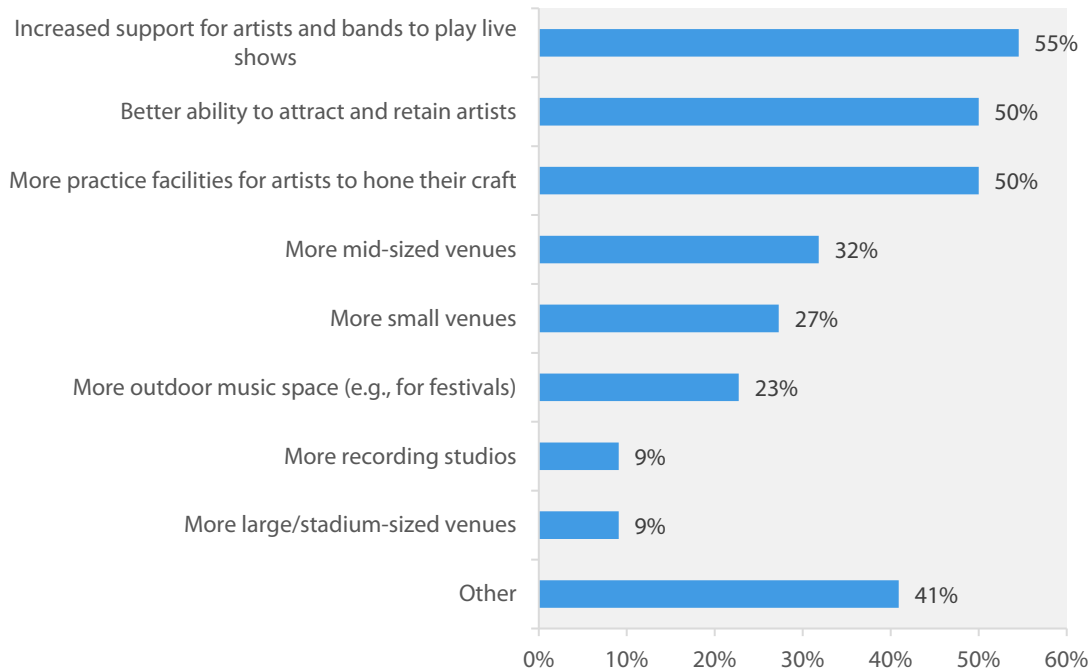
n = 33
 Source: Re:Venues Survey, 2019

Many venues in Hamilton do proactively try to play a variety of music. Nonetheless, there are limitations around venues that performers of all genres can play: be it the right size, level of (in)formality, vibe, sound quality. Because there are not as many options that work for artists in certain genres (e.g. hip hop), artists often end up playing the same venue over and over, generally reaching the same audiences time after time. This leads them to looking outside the city for spaces that match their preferred sound setup and bring new faces to the crowd.

While touring to other cities to grow audiences is a critical part of artists careers (regardless if venues are available in the city), there are still limitations that are felt in Hamilton, particularly when it comes to mid-sized venues (i.e., over 250-person capacity). Additionally, while there are many advantages to the close and supportive music scene in Hamilton, it does necessitate making connections with venue operators and promoters to get bookings, sometimes adding additional barriers for up and coming acts to get a foot in the door.

Specifically, when Hamilton music venues were asked which parts of the music ecosystem could be improved, over half (55%) indicated that *increased support for artists and bands to play live shows* is a change they would like to see. Potential avenues for increased support for the music ecosystem will be outline in the conclusion of this report.

Figure 8: Changes that Hamilton music venues would like to see in the city's music ecosystem



n = 19
 Source: Re:Venues Survey, 2019

The changing dynamics of the city have put venues into a challenging position. They need to book acts that will bring in crowds, and often have to make adjustments to their pricing models (e.g. requiring artists to pay to rent out the space) and diversify their focus (e.g. non-music related events). By extension, these business decisions can limit the opportunities for artists to find their audiences and increase their out of pocket costs when just starting out.

Supporting venues is supporting musicians. Through consultations, it was clear that artists feel venues had contributed to their career growth in Hamilton, not only for building a dedicated audience, but also connecting them to the industry, and building comradery among local musicians. We heard that local support and the opportunities given at venues have directly contributed to artist's career growth. One artist discussed how the I Heart Hamilton blog helped to grow their audience online, which then directly led to her getting a show. And another discussed how they were relatively unknown until their performance at Supercrawl, which led to someone in the crowd specifically seeking them out following the show to offer then another gig.

Venues, in turn, rely on strong talent to bring people through the door. One supports the success of the other. Some venues even act as small incubators, in a way, doing everything from talent discovery, to recording, marketing, to continue to support artists in as many ways as possible. Without venues, there would not be these central spaces for connection, performance and discovery.

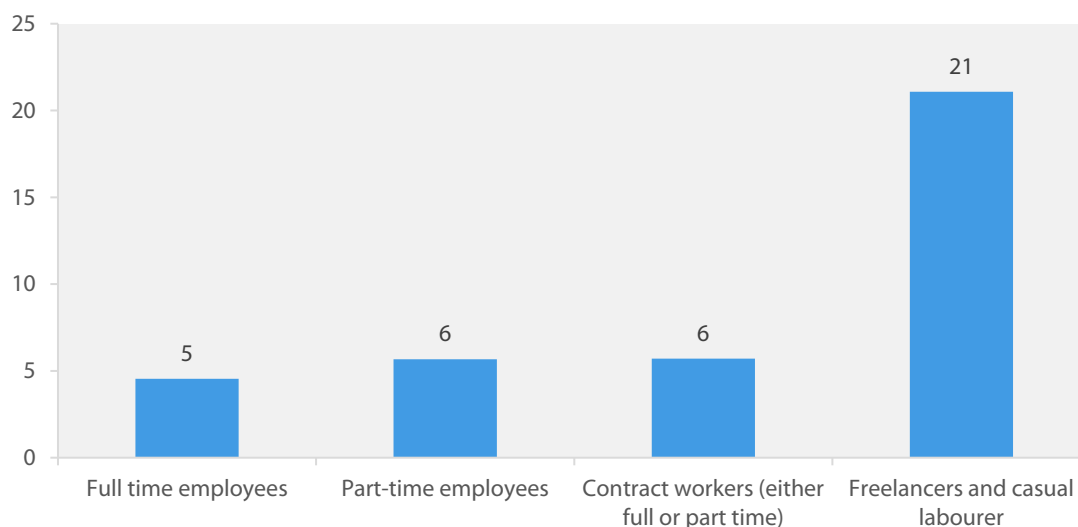
3.1.2 Importance to Industry/Business in City

Venues do not just support musicians. There is a whole industry that is created around artists, be it positions at the venues, or in the broader music industry as promoters, recording labels, studios,

festivals, etc. By supporting the success of artists, music venues also support the economic growth of other businesses/sectors in the city. A City Lab report found that “the more music venues there are, the more jobs become available, and the more a city’s economy is able to grow...”.¹⁴

In Hamilton, venues rely on freelance and casual labourers to operate their business. 74% of venues let touring/eternal technicians work on their equipment, which is evidence that there is a shortage of sound engineers, either in Hamilton or employed at venues. As seen in the figure below, venues on average have five full-time employees, but have over 20 freelance and casual labourers.

Figure 9: Average number of employees hired by Hamilton music venues



n = 33
 Source: Re:Venues Survey, 2019

So, while the number of full-time positions available at venues is not huge, the “gig” nature of live music allows for many more people to have paid work (e.g. young people wanting to get experience, artists who want additional income, etc.). Moreover, a quarter of the venues reported being unionized. In terms of wages, contract workers make \$20 per hour, which is 43% above the provincial minimum wage of \$14/hour.¹⁵ Average wages for other types of workers can be seen in the figure below.

¹⁴ <https://www.citylab.com/solutions/2015/10/what-does-it-take-to-make-a-music-city/413011/>

¹⁵ <https://www.ontario.ca/document/your-guide-employment-standards-act-0/minimum-wage>

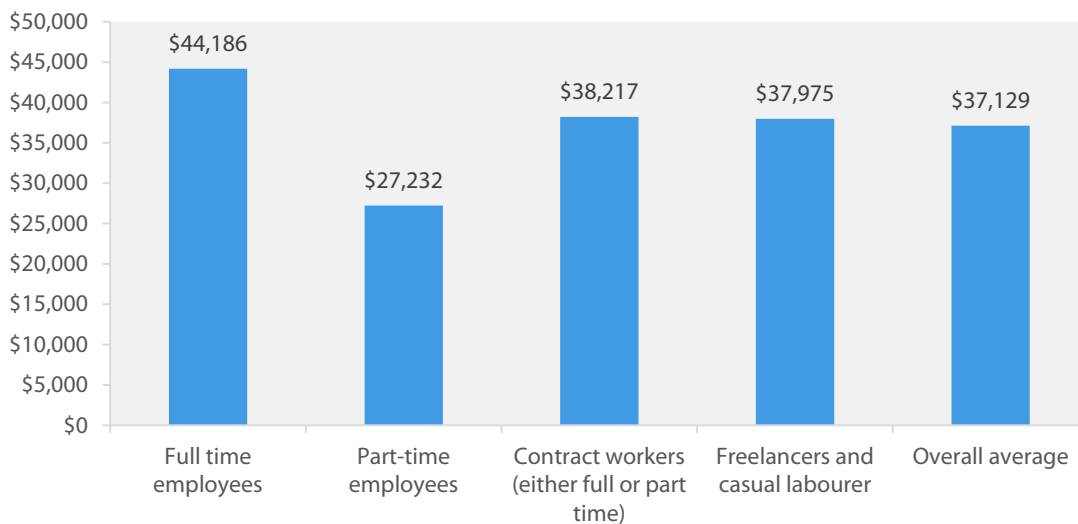
Figure 10: Average wages paid by Hamilton music venues, by type of worker



n = 33
 Source: Re:Venues Survey, 2019

On an annual basis, full-time employees are paid approximately \$44,200 per year, 33% above Hamilton’s median income of \$33,000. Other wages on an annual basis can be seen in the figure below.

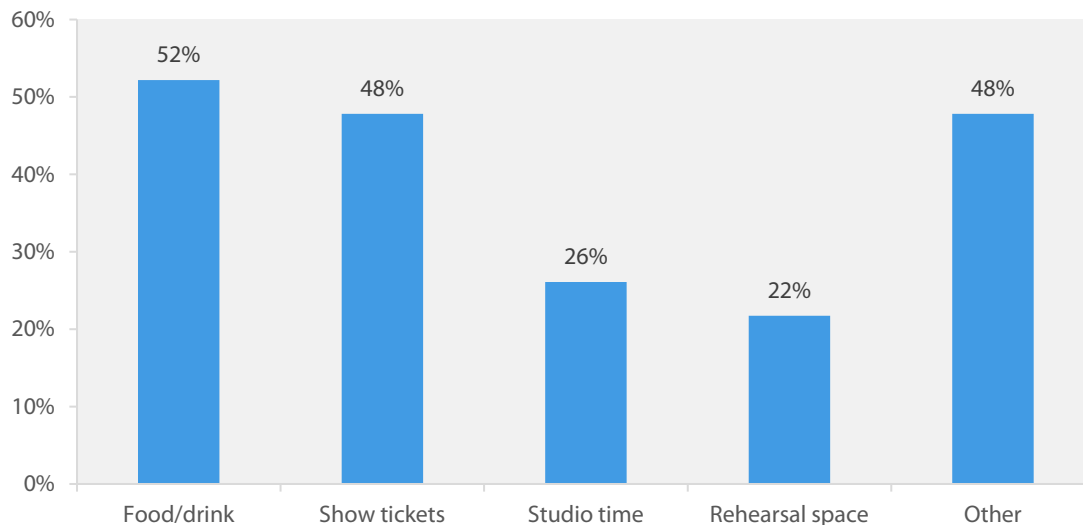
Figure 11: Average annual wages paid by Hamilton music venues, by type of worker



n = 24
 Source: Re:Venues Survey, 2019

While venue employees make above the median income in Hamilton, they still do fall below the national media average (\$70,336 per the 2016 census¹⁶). Many venues do offer in-kind compensation, which can help to offset some costs for employees. Over half (52%) of venues reported providing food or drink to their workers, and almost half (48%) reported providing show tickets.

Figure 12: In-kind compensation given to workers by Hamilton music venues

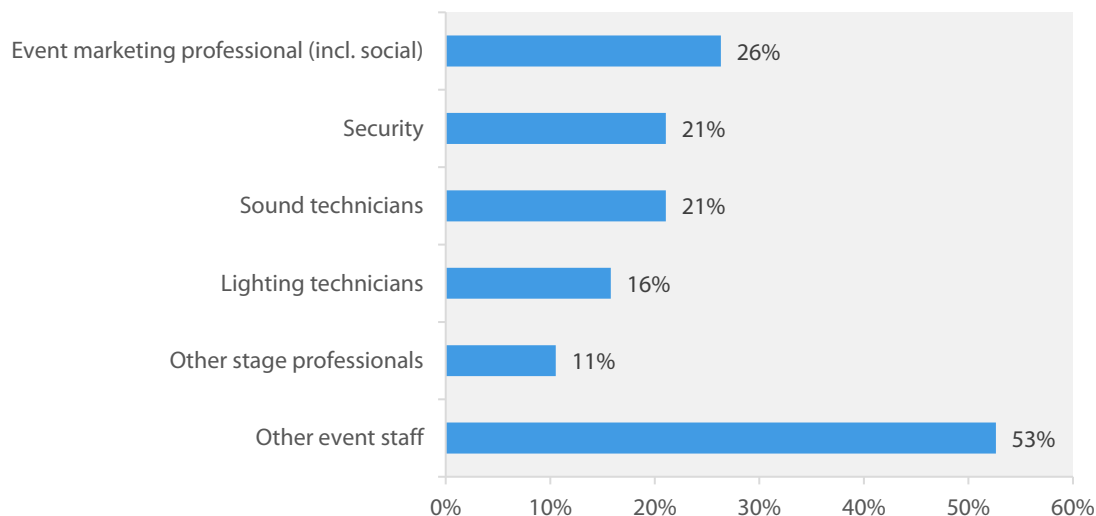


n = 24
 Source: Re:Venues Survey, 2019

A range of live music workers are employed by these venues, but not all types of workers are easy to recruit. Indeed, over a quarter (26%) of venues reported difficulties in finding *event marketing professionals*, as seen in the figure below.

¹⁶ <https://www150.statcan.gc.ca/n1/daily-quotidien/170913/dq170913a-eng.htm>

Figure 13: Types of live music workers that Hamilton music venues reported difficult to find



n = 19
 Source: Re:Venues Survey, 2019

“Other event staff” that venues reported difficulties in finding include cooks, production and logistics staff, rigging specialists, etc.

These difficulties in staffing affect the longevity of these venues. From our consultations we heard that it is hard to find qualified people to work in the music industry. Companies also report that while their capacity remains small, there are challenges replacing needed staff when someone leaves. When venues are supported, the possibility of these other music ecosystems jobs also grows- more artists, and a stronger ecosystem to encourage people to stay in the city. Educational programs can also play a role in growing a local career pipeline for jobs in the music industry. But, without venues leading to more artists, the music ecosystem cannot grow.

Venues create the foundation for the overall sector. By supporting artists careers, venues are supporting the growth and availability of other jobs across the music (and creative) ecosystem.

3.1.3 Importance to City

The impact of venues extends beyond the artists and the resulting employment opportunities. It also creates spaces that bring people in a city together, providing rich artistic experiences, and giving people a sense of identity and belonging in their city. According to a Creative Cities report, “the arts ensure a community’s habitat reflects who residents are and how they live.”¹⁷ Collective artistic experiences such as live music allow people to connect with their community, and see themselves belonging in it.

As evidenced in the maps in maps below, venues in Hamilton tend to be concentrated into certain neighbourhoods, namely downtown.

¹⁷ [https://www.creativecity.ca/database/files/library/urban_renewal_revitalization\(1\).pdf](https://www.creativecity.ca/database/files/library/urban_renewal_revitalization(1).pdf)

Figure 14: Concentration of Hamilton Music Venues

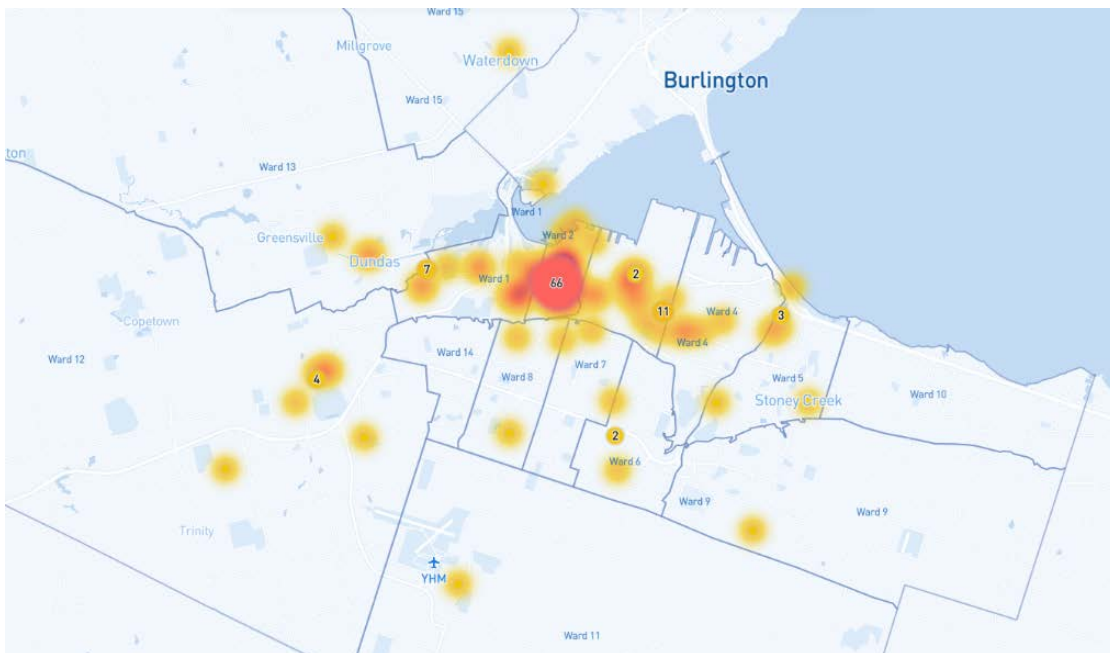
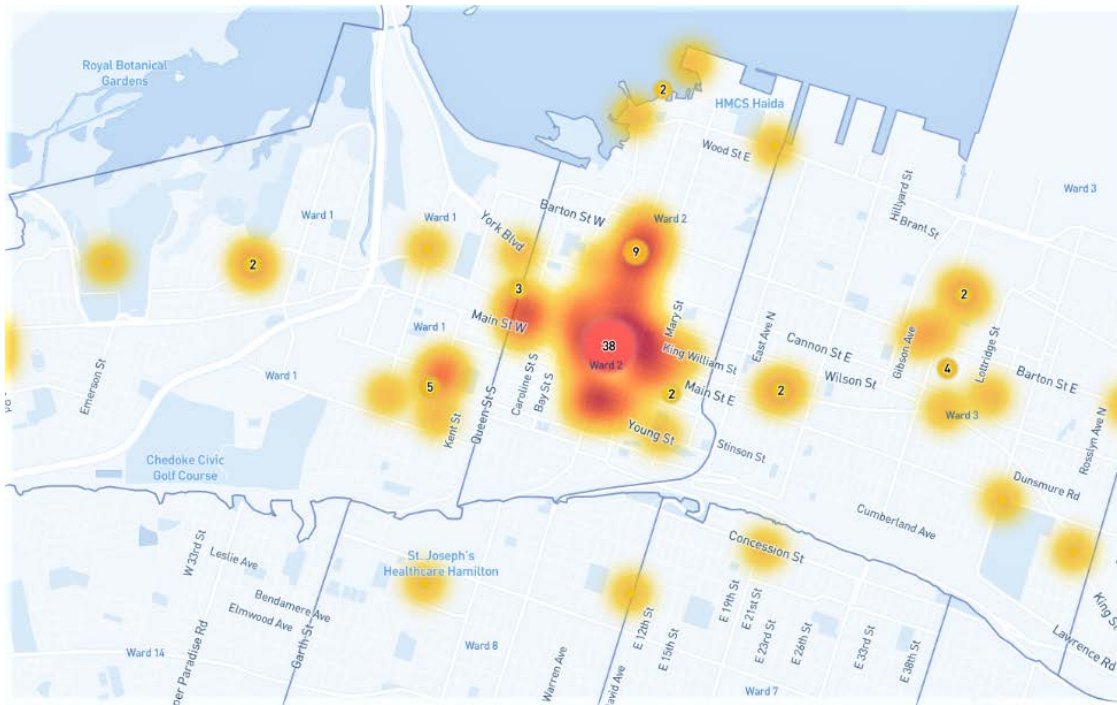


Figure 15: Zoomed in Map of Ward Two



The above maps show us that Wards 1, 2 and 3 have the highest concentration of venues. Location Quotient (LQ) analysis can help to dig a bit deeper into what this density reveals. LQ analysis is a method used to identify the degree of specialization or concentration in a particular industry within a particular area, as compared to a larger whole. In this case, that would be the level of concentration of cultural workers in a ward, compared to cultural works in Hamilton.¹⁸ In Hamilton, 2.8% of the city's labour force is employed in arts, culture or sport. This percentage was compared to the percent of the labour force working in arts and culture in each ward, to identify which has the highest concentration.

The below chart summarized the Location Quotient for each ward:

Table 1: Location Quotient analysis by ward (ranked by LQ)

Ward	% of Ward's labour force employed in arts and culture ¹⁹	Location Quotient (LQ)	Number of Venues in Ward
1	5.4	1.9	11
2	3.8	1.4	55
3	3.7	1.3	10
13	3.3	1.2	3
12	3.2	1.1	6
15	2.9	1.0	1
8	2.8	1.0	3
6	2.5	0.9	1
14	2.5	0.9	0
11	2.2	0.8	1
7	2.1	0.8	2
5	2.0	0.7	5
4	1.9	0.7	6
9	1.9	0.7	1
10	1.9	0.7	0

Wards 1, 2 and 3, with their high concentration of venues, also have the highest LQ (concentration of cultural workers). This shows that arts and cultural workers in Hamilton tend to live in close proximity to cultural experiences. Increased density of cultural spaces (i.e. venues) appears to create neighbourhoods that creative people want to live in.

The LQ analysis also reveals Wards where there is no correlation between density of venues and a concentration of cultural workers. But this lack of correlation is also revealing. For example, Ward 15

¹⁸ Generally, an LQ of 1.5 or higher shows a significant concentration of an industry.

¹⁹ <https://www.hamilton.ca/city-initiatives/strategies-actions/ward-profiles>

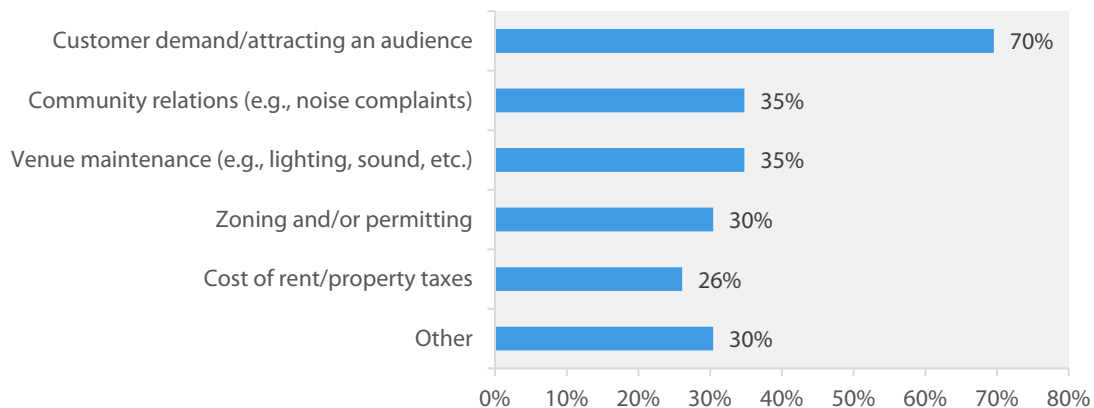
has a relatively high concentration of cultural workers, although only one venue. While people certainly do not always work where they live, this insight is interesting when thinking about reaching an audience that may be receptive to increased cultural infrastructure.

Density creates a vibrancy in a neighbourhood, bringing people to engage with the area, and patron the businesses there. An added bonus of increased foot traffic is safety- that when there are lots of people around, there are more people to watch out for one another, increasing the quality of life in a neighbourhood. Not only does this impact the quality of life for people who live in the city, but also attracts and retains artists, and artist workers- vital components of a successful music ecosystem, as discussed in the preceding sections.

Discussions with the BIA reveal that music and food engage and draw people in at events, and the City reports the success of Music Monday's in bringing people out of their offices over lunch hour to interact.

There is clearly an appetite for live music in Hamilton, although challenges do remain with attracting audiences. Hamilton music venues were asked about their issues, a large majority (70%) indicated that attracting an audience was the most pressing issue.

Figure 16: Issues faced by Hamilton music venues



n = 19
 Source: Re:Venues Survey, 2019

Multiple entertainment offerings in close proximity create a destination for people from across the city, drawing audiences and creating an identity around a certain area. Discussion with venues indicate that often if a show or restaurant is full, when there is density it is easy for people to go to another establishment near-by, supporting the economic growth of a whole neighbourhood.

Marketing and branding can play an important role in letting the public know all that is happening in the city. The Concession Street BIA has successfully run with the adage of "rising tide lifts all ships" and created a destination for audiences to come to with their Sidewalk Sounds series. The third Friday of every month between May and September live music is performed at five venues along the street, creating that destination that bring people to the neighbourhood, and a format that encourages the patronage of multiple establishments in the area.

As gentrification increases property values, these venues are going to be in increasingly challenging positions to bring in audiences. If there are no mechanisms to promote and support them, then, as this report has shown, a critical piece of the value chain is lost. Without venues, the entertainment

clusters and density cannot grow, quality of life cannot increase, artists careers cannot be maintained, and a city cannot attract and retain more cultural workers.

There is value in supporting the longevity of venues, for the growth of not only the music ecosystem, but Hamilton as a city.

3.2 Economic Impact

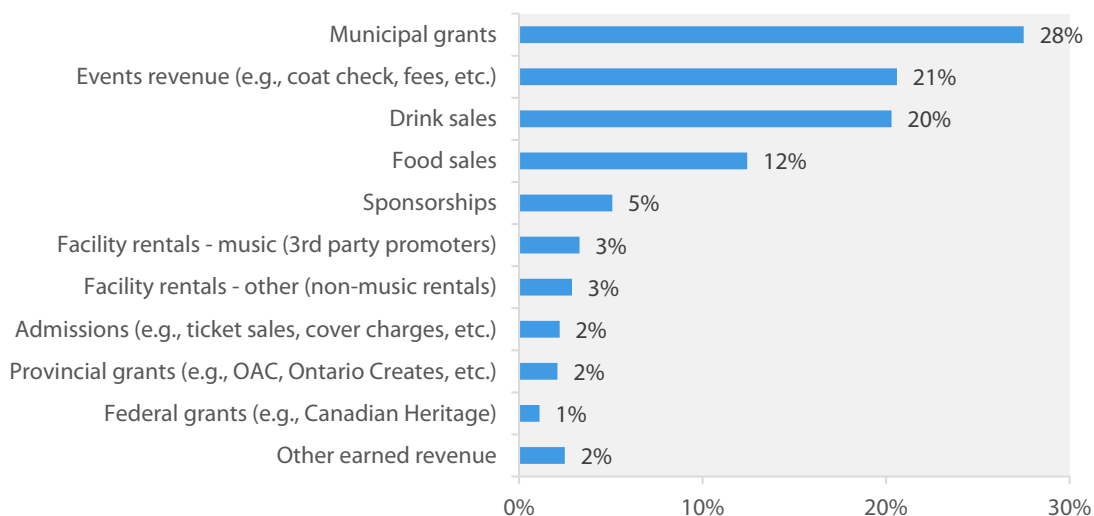
Beyond their vital role in supporting a thriving music industry, there are economic impacts of the live music industry. This economic impact refers to the GDP, jobs and labour income generated by companies operating in the live music venue industry in Hamilton. The impact can be articulated in terms of direct, indirect and induced impacts.

- The **direct** economic impact refers to the impact (in GDP, employment and labour income) created by the venues (typically via labour spending and the amassing of profits).
- The **indirect** economic impact refers to the increase in GDP and employment in the industries that supply inputs to the music venues, as a result of the industry's activities. Lighting and equipment services would be one example of an industry that supplies a key input to Hamilton's music venue industry.
- The **induced** economic impact refers to the additional economic activity associated with the re-spending of wages earned in the music venue industry (i.e., the incremental household income) in the Ontario economy.
- The **total** economic impact of the supply of live music in Ontario is equal to the sum of the direct, indirect and induced economic impacts outlined above. The expenditure and margins that generate the impact are described in the section below, followed by the impacts.

3.2.1 Revenue and Expenditure

Music venues in Hamilton generated an estimated \$62.7 million in gross revenue in 2018. The figure below shows a breakdown of this revenue by source.

Figure 17: Breakdown of revenue earned by Hamilton music venues²⁰



n = 29
 Source: Re:Venues Survey, 2019

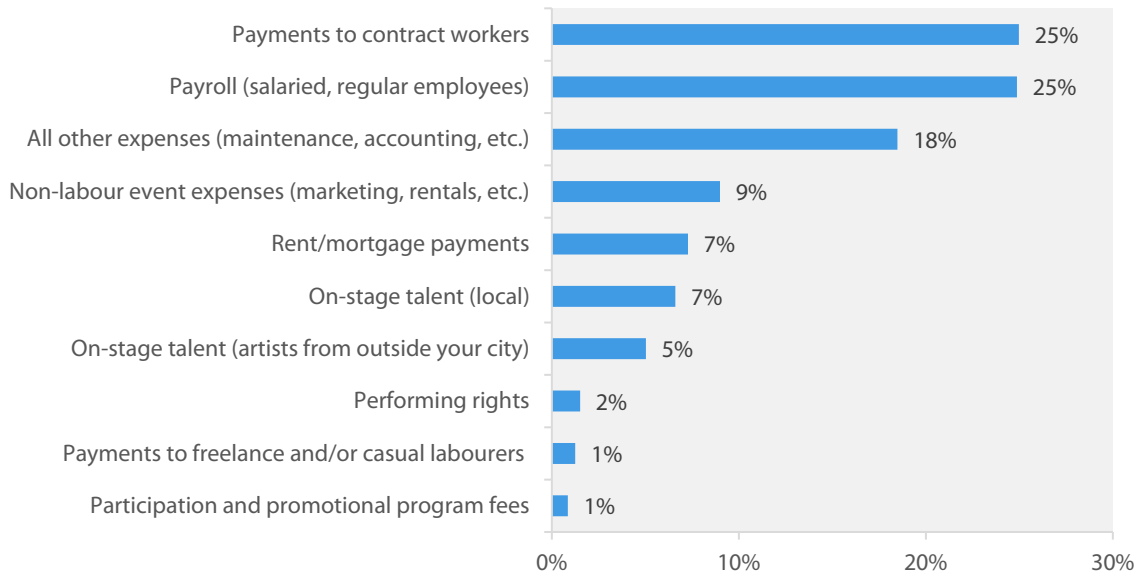
It is evident that venues rely on funding and grants from several sources, particularly, municipal grants which constitute 28% of industry revenue. This indicates that the survival of venues (and thus of the music ecosystem) rests on involvement of municipalities.

The gross expenditure incurred in earning this revenue is estimated to be \$60 million. Of this total, 53% (or \$32 million²¹) was spent in Hamilton on expenses including staffing, rent, and utilities. This indicates that venues are not able to meet all of their needs within the city. While marketing beyond the city limits is necessary, that is only 9%. A large portion of these external expenses are likely going to non-local labour. The figure below shows a breakdown of the total expenditure.

²⁰ Grants are treated as revenue in this context, as venues spend grant money as though it was revenue.

²¹ Venues were not asked to breakdown local expenditures by type, only to indicate what percentage of their expenditures were spent in Hamilton. This figure likely represents business that operate as music venues and also conduct other forms of business (e.g. music stores) where the majority of expenditures are incurred outside of Hamilton.

Figure 18: Breakdown of expenditure incurred by Hamilton music venues



n = 29
 Source: Re:Venues Survey, 2019

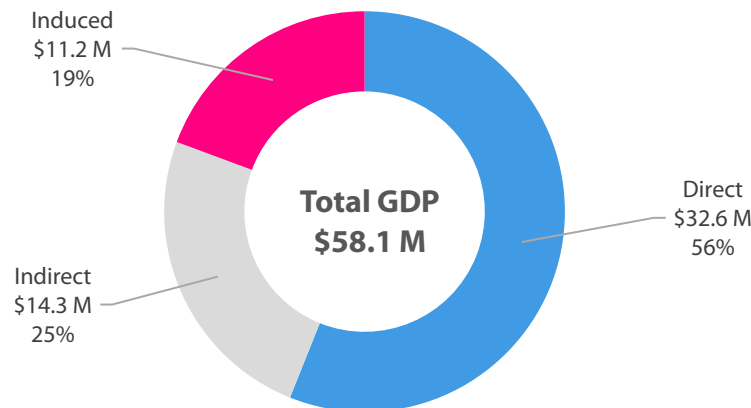
Labour expenditure is the largest expenditure category and constitutes half (50%) of total expenditure including employees and contracted labour (e.g. sound engineers, lighting, etc.).

Given this revenue and expenditure, the estimated operating margin for the industry is 4%, or \$2.6 million.

3.2.2 Economic Impact of Venue Operations

The operating margin of the industry and its expenditures generate economic impacts on Ontario's economy. The **direct** GDP impact of music venues in Hamilton on the provincial economy is estimated to be **\$32.6 million**. The figure below shows the GDP impact broken out into direct, indirect and induced impacts.

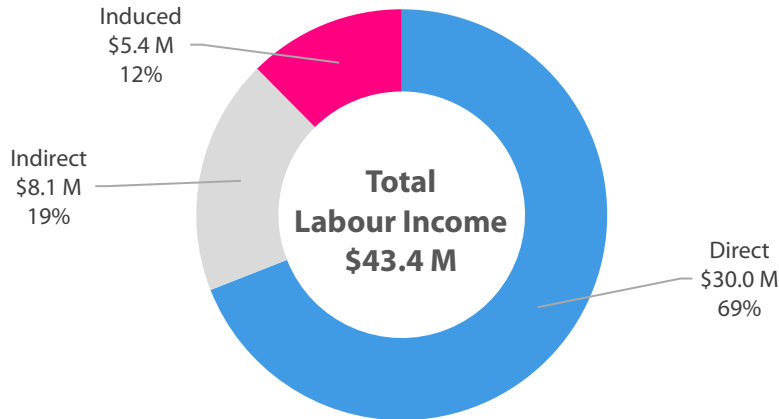
Figure 19: GDP impact of Hamilton venue operations



Source: Nordicity MyEIA Model, Statistics Canada, federal and provincial government accounts.

The **total** combined economic impact of the industry is estimated to be **\$58.1 million**. This impact is derived from the **labour income** which is an estimated **\$43.4 million** in total.

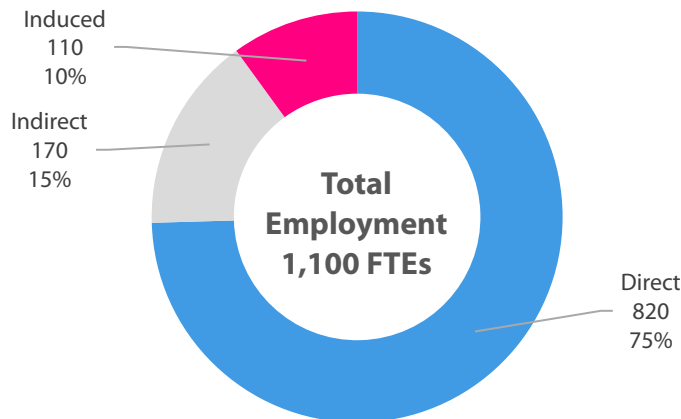
Figure 20: Labour income impact of Hamilton venue operations



Source: Nordicity MyEIA Model, Statistics Canada, federal and provincial government accounts.

In terms of **employment**, venues in Hamilton supported **1,100 FTEs in total**, and **employs 820 FTEs²²** directly. For an industry such as live music, with so many contract/short term employees, FTEs are the clearest way to articulate the industry labour impact. FTEs provide a standard unit so that full-time, part-time, contract and freelance workers can all be combined to calculate a complete impact.

Figure 21: Employment impact of Hamilton venue operations

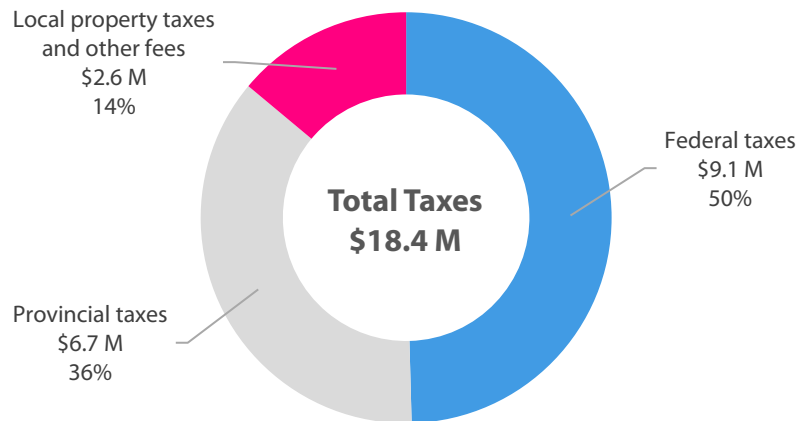


Source: Nordicity MyEIA Model, Statistics Canada, federal and provincial government accounts.

²² Employment impacts are measured in terms of FTEs, which are not the same as the number of people employed. Full-time equivalent is a measure of employment that can mean, for example, that three part-time employees each working a third of a year make up 1 FTE. It provides a standard unit that can be used to combine full-time, part-time, contract and freelance workers.

The economic activity described above generates **tax impacts** of **\$18.4 million** in total. Of this total, provincial tax revenue makes up 36% or \$6.7 million.

Figure 22: Tax impact of Hamilton venue operations



Source: Nordicity MyEIA Model, Statistics Canada, federal and provincial government accounts.

A breakdown of the tax impact is shown in the table below.

Table 2: Breakdown of fiscal impact of Hamilton music venues

	Federal	Provincial	Total
Personal income taxes	\$7.3 M	\$4.2 M	\$11.5 M
Corporation income taxes	\$0.6 M	\$0.4 M	\$1.1 M
Consumption taxes	\$1.3 M	\$2.1 M	\$3.4 M
Local property taxes and other fees	\$0.0 M	\$2.6 M	\$2.6 M
Total	\$9.1 M	\$9.3 M	\$18.4 M

Source: Nordicity MyEIA Model, Statistics Canada, federal and provincial government accounts.

For the City of Hamilton, the music venues generated **\$2.6 million** in **property taxes**.

3.2.3 Tourism Expenditure and Attribution

The preceding sections focus on the economic impacts of the day-to-day operations of music venues, that is, the impact of employment and expenditures associated with running a brick and mortar business in the city. In addition to these impacts, music events, and even a city's music ecosystem as a whole (e.g., the wider nighttime economy), can be a draw for tourism in the city. Music tourism is most commonly associated with well-known touring acts, as fans will often travel to a major centre to consume the live experience when a tour passes through. Similarly, some music ecosystems represent a tourist destination in their own right, most often in cities that are regarded as a hotbed for live music in a particular genre such as Nashville or New Orleans.

Naturally, some of the revenue earned through music venues' day-to-day operations includes visitor spending, so an analysis of the economic impact of tourism necessarily focuses on the portion of visitor spending that occurs outside of music venues. Such visitor spending may include travel (e.g., car rentals, transit, Canadian fares, etc.), accommodation (e.g., hotels), food and drink (e.g., restaurant

meals, groceries, etc.), and other expenditures that may occur during a visit to Hamilton. This section outlines the value of tourist spending, focusing specifically on that associated with music tourists.

As summarized in the following table, the overall value of tourism spending varies significantly depending on the provenance of the visitor. Visitors from within Ontario are more likely to be a day trip or single overnight stay, whereas a visitor from outside the province (or country) are more likely to stay for a longer duration. As a result, visitors that come from farther away are typically associated with higher levels of spending.

Table 3: Average spending per person visit in Ontario, by visitor origin

Visitor origin	Average spending per person visit
Ontario (excl. Hamilton ²³)	\$241
Canada (excl. Ontario)	\$767
US	\$489
Overseas	\$1,673

Source: MTCS spending data for visitors to Festivals and Fairs, 2016

The following table shows a typical breakdown of visitor expenditures based on data from the Ontario Ministry of Tourism, Culture and Sport (MTCS). In order to avoid double counting the spending already captured in music venues' day-to-day operating revenues (which is included in the impact of venue operations in the preceding section), the analysis of visitor spending excludes the recreation and entertainment categories of spending, as indicated in red.

Table 4: Average breakdown of visitor expenditures, by visitor origin

Type of spending	Ontario (excl. Hamilton)	Canada (excl. Ontario)	US	Overseas
Transport (Total)	25%	30%	24%	46%
Public Transport	8%	18%	17%	37%
<i>Canadian Fares</i>	-	-	16%	36%
<i>Other Public Transport</i>	8%	18%	2%	1%
Vehicle Rental	1%	4%	1%	2%
Vehicle Operations	14%	6%	5%	5%
Local Transport	2%	2%	1%	1%
Accommodation	20%	28%	29%	19%
Food & Beverage (Total)	32%	24%	23%	17%
Food & Beverage at Stores	9%	4%	5%	4%
Food & Beverage at Restaurants/Bars	23%	20%	17%	13%

²³ Visitor provenance is also a key consideration with regard to the 'incrementality' of tourist spending. Though economic models vary in their treatment of local visitors, Nordicity does not consider visitors from within Hamilton to contribute to incremental tourist spending. For example, though a music venue patron may purchase a restaurant meal before attending a music event, the same person may have had a restaurant meal if there was no music event. As such, the assessment of visitor spending in this section focuses on spending by visitors from outside of Hamilton in the city's economy.

Type of spending	Ontario (excl. Hamilton)	Canada (excl. Ontario)	US	Overseas
Recreation/Entertainment (Total)	12%	10%	13%	6%
Recreation	4%	5%	3%	1%
Culture	8%	5%	11%	5%
Retail/Other (Total)	11%	8%	11%	12%
Clothing	8%	7%	9%	11%
Other Retail	4%	1%	2%	2%

Source: MTCS spending data for visitors to Festivals and Fairs, 2016

To bring this all together, the following table states the economic impact on the provincial economy of 1,000 music visitors to Hamilton, by origin. This data was produced using the average expenditure data from the preceding tables (excluding recreation and entertainment spending) and using MTCS' online Tourism Regional Economic Impact Model (TREIM) to calculate the average impact associated with visitors from each origin.

Table 5: Economic Impact of Music Tourism, per 1000 tourists

Economic Impact (per 1000 tourists)	Ontario (excl. Hamilton)	Canada (excl. Ontario)	US	Overseas
Gross Domestic Product (GDP)				
Direct	\$105,000	\$365,000	\$220,000	\$794,000
Indirect	\$41,000	\$146,000	\$88,000	\$336,000
Induced	\$48,000	\$172,000	\$104,000	\$385,000
Total	\$194,000	\$682,000	\$412,000	\$1,516,000
Labour Income				
Direct	\$60,600	\$213,500	\$130,100	\$470,800
Indirect	\$25,900	\$92,800	\$56,200	\$215,000
Induced	\$29,900	\$107,200	\$65,000	\$240,900
Total	\$116,400	\$413,500	\$251,200	\$926,600
Employment (FTEs)				
Direct	2	5	3	10
Indirect	0	1	1	3
Induced	0	1	1	3
Total	2	8	5	16
Fiscal (tax) Impact				
Federal	\$34,000	\$114,000	\$68,000	\$253,000
Provincial	\$31,000	\$99,000	\$60,000	\$213,000
Municipal	\$8,000	\$29,000	\$17,000	\$57,000
Total	\$73,000	\$242,000	\$146,000	\$523,000

Source: MTCS spending data for visitors to Festivals and Fairs, 2016; MTCS Tourism Regional Economic Impact Model (TREIM)

The key takeaway from the analysis presented above is that (a) a thriving local music scene can be a draw for tourism, and (b) tourism can contribute a significant additional impact to the Ontario economy (above and beyond the operational impact of music venues themselves). That said, there is

one additional dimension that factors into the strategic value of these observations, which is: precisely how should the music ecosystem be leveraged to achieve a greater economic impact.

As noted in the introduction to this section, there are two types of music tourists – those who come to attend a particular show (and as such, their spending is wholly attributable to the music event), and those who attend a show as part of an existing trip. While policymakers have little control over the actions of private enterprise in staging major shows to attract tourism, the City of Hamilton can be a catalyst for stakeholder collaboration to increase visitor spending during existing trips by cross-promoting music venues, events, festivals, and other forms of musical attractions to incoming tourists that are already in the city. Such an initiative may involve encouraging introductions between music venues, hotels, destination tourism attractions, and organizations like the Canadian Live Music Association, which are already involved in the promotion of Canadian music to international audiences.

4. Issues Facing Venues

The preceding sections have articulated the vital role that venues play in a healthy and thriving music ecosystem. But in order to ensure the longevity and growth of the music sector in Hamilton, and to continue to bring these economic impacts to the city, there are several critical issues that need to be highlighted. While touch upon throughout this report, these issues are summarized below:

Increasing property values

Increasing property values in the city are directly impacting venues. If there are no mechanisms to support venues then, as this report has shown, a critical piece of the value chain is lost. The essence of the music industry also hinges on their value. If venues are forced to book more outside event (e.g. weddings), or only touring acts, cover their costs, then there is less opportunity for up and coming local talent to get that much needed platform. Additionally, business models may have to adjust, shifting more costs (e.g., rental fees) to artists, thus making a career as an artist more expensive, and less attainable for many.

Retention and training of labour force

The sector can only grow if there are talented people able to do the work needed to run the businesses. While there does appear to be a ceiling on the volume of employment—venues already have half of their revenues going to staffing- when positions are vacated, there are limited people to replace them. Furthermore, the sector can never increase its capacity for employment if there are not more talented people in the city- to start new businesses, hire people, and support the careers of artists.

Availability of venues for a range of artists

While there are a large number of venues in the city, it was clear from discussions with artists that the diversity of venues was not reflecting the needs of a diverse music scene. There are limited small-medium sized venues (e.g. for sing-songwriters), and venues with acoustics more geared specific genres (e.g. blues, rock). If artists continue to have to leave the city to find venues that work for them, then the economic impact of the music sector is going to be shifted more and more to benefit other jurisdictions.

5. Summary of Impact of Live Music Venues in Hamilton

This report summarizes the value that venues have to a strong and sustainable music ecosystem in Hamilton. Venues are the foundation of the industry, providing employment, artistic opportunity, and economic growth.

Venues contribute to strong careers for artists, by providing a platform for them to connect to the industry and build new audiences. The success of artists helps to grow the broader music industry in the city. And a stronger economy and healthy businesses help to create a good quality of life in neighbourhoods and the city as a whole.

The economic impacts generated by venues are also a critical part of measuring their impact. Music venues in Hamilton generated an estimated \$62.7 million in gross revenue in 2018, with an operating margin of 4%, or \$2.6 million. The industry's expenditures generate several economic impacts on Ontario's economy, which can be expressed in terms of GDP, labour income, employment and taxes.

These impacts (a combination of the direct, indirect and induced impacts) are summarized in the chart below:

Table 6: Economic impacts of live music venues in Hamilton

Type	Impact
GDP	\$58.1 million
Labour Income	\$43.4 million
Employment	1,100 FTEs
Tax	\$18.4 million

It is clear that live music venues in Hamilton are not only important to those working in, or consuming the music produced by, the sector. Venues are important to the City of Hamilton, and the province of Ontario, providing not only social and creative value, but quantifiable value to the economy.

There are some potential avenues of action that would help to support venues, address their major areas of concern, and ensure their continued impact in Hamilton. These include:

- **Supporting Real Estate** – With increasing property values in the city, paying rent or a mortgage will be a growing expense for venues. There are opportunities to support venues and/or the music ecosystem in this way; be it city owned venues, tax breaks for cultural venues, or licensing and/or zoning for non-traditional venues to make their offerings or rentability more formalized.
- **Increasing Collaborative Action for Audience Growth** – Audience growth is a critical component for the success of an artist. Helping local artist find the right venue(s) for their musical style and for the stage of their career will be crucially important.
- **Recognizing Music as a Tourism Enhancer** – Partnering with other, non-music tourism to collectively package music-related activities for tourists is a potential avenue to increase the per-visit spend for existing tourists.
- **Capitalizing on Collective Economic Impacts of BIAs** – This report outlines the collective value that music venues bring to entertainment areas. There is an opportunity to focus on these areas of density, to encourage collective growth (e.g. through neighbourhood discounts, collective marketing initiatives, etc.)

- **Continuing Grant Support for Artists** – With 28% of venues’ revenues coming from municipal grants, this is a critical component for their financial sustainability. Venues indicated in the survey that increased support for artists and bands to play live music is a change they would like to see. This type of support could be in the form of increased grants for performances (e.g. to bring in touring acts, or to host cultural events). Artists can also be supported in this way, as a necessary piece of the music value chain, through grants such as those given by the City Enrichment Fund.
- **Growing Support of Music Workers** – Skilled people to work in the music ecosystem – particularly sound technicians – are limited, which in turn limits the growth of these companies, and the local resources available to musicians. Formalized support for educational opportunities, such as partnerships with local colleges could help to grow a talent pipeline for music industry talent.
- **Continuing to Foster the Strong Local Connections**– Evident in this report is the supportive and tightknit community that exists among musicians, venues and those who work in the music industry. Tapping more formally into this collective mindset would benefit all. It is understood that past formalized initiatives have not seen much success, so the provision of support structures for these types of groups to grow more organically could be the way to go.

Venues are a critical component of a successful overall music ecosystem. Regardless of the form the support takes, without venues, the ecosystem would not succeed overall.

Appendix A. List of Interviewees

The below chart outlines who was interviewed for this report.

Name	Organization
Matt McDowall	First Ontario Centre, First Ontario Concert Hall
Darlene McNeil	Mills Hardware
Arya Kichi	Lincoln Alexander Theatre
Sarah Emkhe	City of Hamilton
Debbie Spence	City of Hamilton
Tim Potocic	Supercrawl/Sonic Unyon
Dana Borcea	Tourism Hamilton
Cristina Geissler	Concession BIA
Buddah Abusah	Musician
Toui Mantok	Musician
Shelagh Rose	Musician
Maximillian Aoki	Musician

Appendix B. Economic Impact Methodology and Assumptions

The survey collected responses from 39 venues in Hamilton, or 35% of the estimated 111 music venues in the City. Given the dearth of available data on music venues, it is not possible to estimate what portion of industry revenue, expenses, and/or employment is represented in the survey sample.

Note that the types of information collected by this survey do not conform to a normal distribution (e.g., company activities and financial results). As a result, margins of error cannot be calculated.

In the process of grossing up the survey sample, Nordicity assumed that any survey data relating to employment and financial performance (e.g., average salaries, revenue, employment growth, seniority of workforce, etc.) are representative of the wider population of Hamilton music venues.

In preparing the economic impact estimates, Nordicity used its MyEIA™ model, which employs Statistics Canada Input-Output tables to compute economic impacts. The inputs for the model are primarily gross revenue for the industry, gross margin, average FTE salary and gross expenditures, as gathered by the survey.

The impact was estimated separately for traditional and alternative venues. For traditional venues, average expenditure, salary and revenue were derived from survey by taking an average of the responses, and grossing up to the total number of traditional venues in Hamilton. For alternative venues, Nordicity assumed that live music is not part of their core business, based on which the team decided to estimate the impact only of the live music events that took place at those venues, as opposed to the impact of their entire operation spending. Gross expenditure for those venues was estimated as follows:

- Desk research to find the number of live music events that took place at alternative venues in sample weeks (one in summer, one in winter)

- Estimating the number of total events in the year based on the sample weeks
- Calculating the gross expenditure as expenditure per event multiplied by the number of events

Expenditure per event was estimated for all venues from the survey which ask venues to provide an expenditure breakdown, as well as the number of acts they featured.

The gross expenditure was allocated as per the categories in the survey and input into the MyEIA™ model, along with the average salary to estimate the contribution of the industry to the economy.

The contribution of the industry to the provincial economy can be articulated in two ways:

- The **direct** economic impact refers to the income, GDP and jobs generated in the course of the industry's day-to-day operations. This economic impact is largely in the form of wages and salaries paid to employees and contract workers.
- The **spin-off** economic impact includes both indirect and induced impacts:
 - The indirect economic impact refers to the increase in economic activity that occurs when venues purchases goods and services from its suppliers. These purchases increase income and employment at the supplier companies and, in turn, increase demand for other upstream suppliers – i.e., the suppliers' suppliers.; and
 - The induced economic impact refers to the increase in household income, GDP and jobs that can be attributed to the re-spending of income by households that earned income at both the direct and indirect stages described above.



CITY OF HAMILTON
CITY MANAGER'S OFFICE
Human Resources

TO:	Mayor and Members General Issues Committee
COMMITTEE DATE:	June 15, 2020
SUBJECT/REPORT NO:	Our People Survey (HUR20008) (City Wide)
WARD(S) AFFECTED:	City Wide
PREPARED BY:	Nancy Mooney (905) 546-2424 Ext. 5425 Aine Leadbetter (905) 546-2424 Ext. 4265 Nenzi Cocca (905) 546-2424 Ext. 3924
SUBMITTED BY:	Lora Fontana Executive Director, Human Resources
SIGNATURE:	

RECOMMENDATION

That Council approve the rescheduling of the second Our People Survey, along with all associated communications and activities required, from Fall 2020 to Fall 2021.

EXECUTIVE SUMMARY

Due to the COVID-19 pandemic and the impact it has had on the way City employees operate on a day to day basis, staff is recommending that the City reschedule the second cycle of the Our People Survey from Fall 2020 to Fall 2021. This change will allow the City time to return to a state of reopening, more conducive to facilitating an accurate baseline of engagement, as opposed to results that are likely to be impacted by the current circumstances. It will also ensure that the City's focus remains on reopening efforts.

Departments and divisions in the City have been affected in different ways by this pandemic, and staff have been operating under some uncertainty. Pausing the timeline will also allow City leaders the opportunity to focus on their respective teams as they navigate their unique recovery efforts.

Alternatives for Consideration – See Page 6

OUR Vision: To be the best place to raise a child and age successfully.

OUR Mission: To provide high quality cost conscious public services that contribute to a healthy, safe and prosperous community, in a sustainable manner.

OUR Culture: Collective Ownership, Steadfast Integrity, Courageous Change, Sensational Service, Engaged Empowered Employees.

SUBJECT: Our People Survey (HUR20008) (City Wide) - Page 2 of 6

FINANCIAL – STAFFING – LEGAL IMPLICATIONS (for recommendation(s) only)

Financial: There are no significant financial implications.
 Staffing: There are no significant staffing implications.
 Legal: There are no significant legal implications

HISTORICAL BACKGROUND

On November 23, 2015, Council approved report HUR15014 regarding the Our People Survey (OPS) and provided staff direction to proceed with a one survey approach for all City of Hamilton (City) employees. This was in follow up to Council's request for a corporate methodology, incorporating a unified approach for employee surveying that would occur every three years. The intent of the survey was to measure five key areas including employee engagement, workplace culture, workplace ethics and integrity, health, safety and wellness, and workforce census and demographics.

In September 2017, the City launched the Our People Survey (OPS) to all employees. This voluntary and confidential employee survey was executed by a third-party vendor, Metrics@Work, an expert in municipal engagement surveys. The key objective for the survey was to collect meaningful feedback from our employees that would lead to thoughtful actions, enhance employee engagement, improve performance, and enable higher levels of trust and confidence in our City government. The survey was approved by Council as a nine-year project, with a plan to survey employees on a three-year cycle starting in 2017, and re-survey in 2020 and 2023, with a goal to measure improvement to the 2017 baseline over time.

To ensure the success of the OPS initiative, the City established a robust survey process complete with specific phases and timelines. The phases included:

- Phase 1 – Survey Launch (September – October 2017)
- Phase 2 – Sharing Results (February – May 2018)
- Phase 3 – Building Action Plans (June – September 2018)
- Phase 4 – Implementing Action Plans and Monitoring Progress (September 2018 – 2020)

Under the guidance and support of Human Resources, the 2017 OPS proved to be a success. Phases one to four were completed on time and under budget, and staff have been engaged throughout the process.

During phase one, the City achieved a 65% overall employee participation rate, which represented a 25% increase in participation rate over the previous employee survey in 2006. Achieving this level of participation required that a majority of our divisions reach a participation rate of 80% or higher.

OUR Vision: To be the best place to raise a child and age successfully.

OUR Mission: To provide high quality cost conscious public services that contribute to a healthy, safe and prosperous community, in a sustainable manner.

OUR Culture: Collective Ownership, Steadfast Integrity, Courageous Change, Sensational Service, Engaged Empowered Employees.

SUBJECT: Our People Survey (HUR20008) (City Wide) - Page 3 of 6

In phase two of the survey, the City reached its goal of sharing the results of the survey with all employees using a cascading approach from senior leadership down to the front line. By July 2018, 100% of City employees received the results of the OPS.

In phase three of the survey process, every work group in the City who had received a survey result report, developed an action plan that built on a strength or addressed an opportunity related to one of the focus areas of the OPS. To monitor action planning and to drive accountability, City staff developed an online reporting tool where leaders could identify their action plans and report progress on a quarterly basis.

Phase Four: Action Planning Update

The City is currently in phase four of the 2017 OPS Survey process, which prior to COVID-19, was scheduled to end in June 2020 to allow sufficient time to launch the next OPS cycle. Throughout this phase, City workgroups have been tasked with implementing the action plans that they developed in phase three, celebrating and sharing their successes, and adding more actions as others are completed to continue to improve our workplaces. The City has made great progress in action planning, and leaders have been diligent in providing status updates on action plans through six full reporting cycles.

Since action planning began, a total of 844 individual action items have been recorded in the online action plan reporting tool, representing an average of three action items in place for every group in the City that received a survey result report. Action plans have been focused on making improvements or building on existing strengths in many areas, including improving communications, ensuring workload manageability, enhancing team morale, building job clarity, and ensuring consistency in policy and practices. The Our People Survey Steering Committee has gathered and communicated many action planning successes within the organization, and through sharing our successes, have inspired many areas to continue their work.

Some examples of action plans implemented within the corporation have seen positive outcomes in the areas of recognition, communication, and job clarity. Teams within every department of the City have implemented informal peer-to-peer recognition programs that have provided employees with an opportunity to recognize good work and have improved morale and pride in teams.

Action planning emphasis on communications has resulted in the creation of divisional newsletters to ensure that teams are informed, improved cascading of information from leaders to employees, and greater communication and collaboration across divisions and departments.

Similarly, a focus on job clarity in many of our areas has led to improved employee onboarding programs and enhanced job specific training. While these examples only showcase a small sub-section of action planning currently underway, they are reflective of the impact that action planning has had on the organization.

OUR Vision: To be the best place to raise a child and age successfully.

OUR Mission: To provide high quality cost conscious public services that contribute to a healthy, safe and prosperous community, in a sustainable manner.

OUR Culture: Collective Ownership, Steadfast Integrity, Courageous Change, Sensational Service, Engaged Empowered Employees.

SUBJECT: Our People Survey (HUR20008) (City Wide) - Page 4 of 6

Work groups have made excellent progress in completing their actions; as of May 13, 2020, 44% of the action items recorded in the reporting tool had been completed, 41% are on schedule to be completed on time, 10% are delayed, 4% are on hold and 1% are at risk of not being completed in the timeline originally specified by the work group.

With the COVID-19 crisis, staff anticipates that many action items may have been put on pause or will be delayed. Additionally, action plans may be altered or reframed in light of changes in our workplaces.

Our People Survey: Cycle Two

In early 2020, Human Resources began preparations for the next cycle of the Our People Survey, originally planned for roll out in the Fall of 2020. To ensure the overall success of the next cycle of the Our People Survey, many of the same approaches, processes and tactics used in 2017 were to be followed, with minor changes and improvements based on lessons learned.

In particular, the survey will continue to be supported by the Senior Leadership Team, along with a Corporate Steering Committee comprised of representatives from each department. Further support will continue to be provided by departmental leadership teams and working groups. In addition, the City will again reach out to front-line employees to act as Survey Ambassadors. The City will also employ a comprehensive communication strategy to generate excitement and to ensure that staff are well informed of the survey. And every leader in the organization will be given a goal on their Performance Accountability and Development (PAD) to hold them accountable for empowering staff to engage in the next cycle of the OPS.

The survey questionnaire for the next OPS cycle will remain largely the same as the 2017 OPS, as consistency in questions is important in order to benchmark the City's progress. Some minor adjustments and additions are being made to better assist the City in understanding the success of programs and initiatives. The next OPS cycle will include additional questions pertaining to psychological health and safety, and leadership. Additionally, questions pertaining to action planning efforts following the previous survey iteration will be added to understand employees' perceptions of the process and impact of action planning.

All permanent and temporary full and part time employees of the City of Hamilton will have an opportunity to participate in the survey, in addition to students and interns working at the City during the survey window. Contractors, City Council and Council Administrative Staff are excluded from participation in the Our People Survey. Staff will continue to provide Council with updates on the progress of the OPS, including survey results and action planning based on those survey results.

OUR Vision: To be the best place to raise a child and age successfully.

OUR Mission: To provide high quality cost conscious public services that contribute to a healthy, safe and prosperous community, in a sustainable manner.

OUR Culture: Collective Ownership, Steadfast Integrity, Courageous Change, Sensational Service, Engaged Empowered Employees.

POLICY IMPLICATIONS AND LEGISLATED REQUIREMENTS

None

RELEVANT CONSULTATION

Staff consulted with our municipal partners, the Our People Survey vendor, Metrics@Work, as well as the Senior Leadership Team in developing this recommendation.

Many municipalities are considering or have opted to delay or cancel their plans to run employee engagement surveys in 2020 as a result of COVID-19. The Town of Oakville has made the decision to cancel their next engagement cycle, citing that the results would not be reflective of normal staff engagement. The City of Markham had planned to roll out their engagement survey in April and have put the project on hold until such time as service disruption has been minimized. York Region and the Region of Peel are both currently considering cancellation of their engagement survey in favour of a pulse survey focused on recovery, in light of the pandemic. The Town of Georgina, who were working towards launching their first cycle of an employee engagement survey in 2020 have now delayed their timelines to 2021. The Town of Vaughan rolled out their engagement survey in late 2019 and have made the decision to pause in sharing survey results as feedback collected last year would not be reflective of or relevant to their current and ever-changing operating environment.

The City's vendor, Metrics@Work, supports the recommendation to reschedule the second cycle of the OPS to the Fall of 2021. They advise that many of their other clients within the MASH sector (Municipal, Academic, School Boards and Health & Social Services) are currently considering a revision to their survey timelines due to the pandemic. They support the City's rationale as they have seen a significant skew with survey results in engagement surveys conducted in other organizations during this time.

ANALYSIS AND RATIONALE FOR RECOMMENDATION

In March 2020, the COVID-19 pandemic resulted in unprecedented changes to the way City staff operate on a day-to-day basis. Front-line staff are operating under unprecedented levels of stress and in environments that pose greater risk to health and safety. Some staff have been redeployed to other teams and positions in an effort to keep the City running smoothly while supporting the ongoing fight against the virus. Many other staff have been asked to work remotely and interaction with their colleagues and leadership team have been limited to virtual channels.

OUR Vision: To be the best place to raise a child and age successfully.

OUR Mission: To provide high quality cost conscious public services that contribute to a healthy, safe and prosperous community, in a sustainable manner.

OUR Culture: Collective Ownership, Steadfast Integrity, Courageous Change, Sensational Service, Engaged Empowered Employees.

SUBJECT: Our People Survey (HUR20008) (City Wide) - Page 6 of 6

These changes have had a substantial impact on several of the key areas the OPS is intended to measure, including employee engagement, workplace culture, and health, safety and wellness. Surveying at this time would result in a significant deviation from the 2017 baseline due to factors not anticipated when the survey cycles were determined.

The COVID-19 pandemic has had different impacts to different City staff. Given the scope of these changes, this pause will also allow City leaders the time and space to focus on the individual needs of their teams as they navigate through recovery efforts and to sustaining City Operations during the COVID-19 crisis.

City staff has reviewed the relevant service contracts and has confirmed with the vendor that moving survey dates would not result in any additional costs or penalties to the City.

ALTERNATIVES FOR CONSIDERATION

City staff assessed two alternative options:

1. Continuing with the original OPS timeline, with survey roll out in September 2020.
2. Delaying the roll out of the OPS to January 2021 and tightening up timelines on phase 4 of the next cycle to ensure original timelines resume in 2023.

City staff is recommending that the City not move forward with either of these alternative options. The timelines to reopen the City are based on the Provincial plan which, at present, are more of a guideline as opposed to a definitive schedule. Neither of these options allow for either enough time or predictability to ensure that some normalcy has returned to City operations prior to the roll out of the next engagement survey cycle.

ALIGNMENT TO THE 2016 – 2025 STRATEGIC PLAN**Our People and Performance**

Hamiltonians have a high level of trust and confidence in their City government.

APPENDICES AND SCHEDULES ATTACHED

Not Applicable

OUR Vision: To be the best place to raise a child and age successfully.

OUR Mission: To provide high quality cost conscious public services that contribute to a healthy, safe and prosperous community, in a sustainable manner.

OUR Culture: Collective Ownership, Steadfast Integrity, Courageous Change, Sensational Service, Engaged Empowered Employees.



CITY OF HAMILTON
PLANNING AND ECONOMIC DEVELOPMENT DEPARTMENT
Tourism and Culture Division

TO:	Mayor and Members General Issues Committee
COMMITTEE DATE:	March 25, 2020
SUBJECT/REPORT NO:	Pilot Program, Partnership Between Hamilton Civic Museums and the Hamilton Public Library (HPL) for Free Museum Admission (PED20069) (City Wide) (Outstanding Business List Item)
WARD(S) AFFECTED:	City Wide
PREPARED BY:	John Summers (905) 546-2424 Ext. 1747
SUBMITTED BY:	Carrie Brooks-Joiner Director, Tourism and Culture Planning and Economic Development Department
SIGNATURE:	

RECOMMENDATION

- (a) That the Committee approve a two-year extension, until March 25, 2022, of the program that allows Hamilton Public Library (HPL) cardholders free general admission to any of the City of Hamilton's operated museums;
- (b) That staff continue to monitor the impact of this program on Hamilton Civic Museums' revenue, attendance and visitor demographics and report back to the General Issues Committee.

EXECUTIVE SUMMARY

A one-year pilot program offering Hamilton Public Library cardholders free general admission to City of Hamilton operated museums was launched in February 2019. As directed, staff are reporting back on the outcome of the pilot.

The 12-month program has been deemed a success by both partners, Hamilton Civic Museums and the Hamilton Public Library. From February 19, 2019 to January 31, 2020, there were 12,292 local resident museum visitors who were admitted free with HPL cards.

OUR Vision: To be the best place to raise a child and age successfully.

OUR Mission: To provide high quality cost conscious public services that contribute to a healthy, safe and prosperous community, in a sustainable manner.

OUR Culture: Collective Ownership, Steadfast Integrity, Courageous Change, Sensational Service, Engaged Empowered Employees.

SUBJECT: Pilot Program, Partnership Between Hamilton Civic Museums and the Hamilton Public Library (HPL) for Free Museum Admission (PED20069) (City Wide) - Page 2 of 4

The Hamilton Public Library recorded their best eight months for new library card registrations since 2015 in the nine months following the launch of the program, and their year-over-year new card registrations were up 48.8% from 2018.

The pilot program garnered significant positive local media and social media attention leading up to the launch and throughout the year. Public feedback was favourable and there is strong support for continuing the program.

Enhanced data collection on program users will be the focus for the next phase of the program. City staff will continue to work with staff from the Hamilton Public Library to explore the possibility of integration of the Legend box office system with library card barcodes to capture more detailed demographic data about visitors, while still adhering to both organizations' privacy policies. Doing so will offer a deeper understanding of the profile of users and the degree to which the program is increasing resident access to museums.

Alternatives for Consideration - Not Applicable

FINANCIAL – STAFFING – LEGAL IMPLICATIONS

Financial: Implementation of the pilot program did not have a significant adverse effect on museum admission revenue.

Staffing: No impact on staffing levels.

Legal: N/A

HISTORICAL BACKGROUND

At the January 16, 2019, General Issues Committee meeting, it was resolved:

- (a) “That staff be directed to conduct a one-year pilot project that allows Hamilton library card holders free general admission (excluding paid special events, booked programs and workshops) to any of the City of Hamilton operated museums (Dundurn National Historic Site, Hamilton Military Museum, Fieldcote Memorial Park and Museum, Griffin House Museum, Whitehern Historic House and Garden, Hamilton Children’s Museum, Battlefield House Museum and Park and the Hamilton Museum of Steam and Technology); and,

SUBJECT: Pilot Program, Partnership Between Hamilton Civic Museums and the Hamilton Public Library (HPL) for Free Museum Admission (PED20069) (City Wide) - Page 3 of 4

- (b) That staff report back to the General Issues Committee after a period of one year with the outcomes of the pilot project that provides free museum visits with a Hamilton Public Library card.”

POLICY IMPLICATIONS AND LEGISLATED REQUIREMENTS

The pilot program aligns with Action 7.1 in *Transforming Hamilton Through Culture: The Cultural Plan 2013*: “Work with major cultural institutions and organizations (such as the Hamilton Public Library, local universities and colleges, arts service organizations) to identify, share and celebrate cultural assets” and Action 11.3 “Examine the feasibility of providing free admission opportunities to Hamilton’s civic museums.” The objective of the program was to determine if it would increase accessibility to Hamilton Civic Museums among residents for whom the admission price would otherwise be a barrier.

RELEVANT CONSULTATION

Internal

Director, Tourism and Culture Division, Planning and Economic Development Department

External

CEO and Chief Librarian, Hamilton Public Library

Manager, Communications, Hamilton Public Library

ANALYSIS AND RATIONALE FOR RECOMMENDATIONS

This program benefits Hamilton Civic Museums by removing a barrier for access to museum visitation by residents. It benefits the Hamilton Public Library by incentivizing resident registration for library cards. It aligns with Action 7.1 in *Transforming Hamilton Through Culture: The Cultural Plan 2013* by establishing a partnership between Hamilton Civic Museums and the Hamilton Public Library and by exploring the feasibility of providing free admission opportunities to Hamilton Civic Museums.

More than 12,292 Hamilton residents as museum visitors were admitted with HPL cards from February 19, 2019 to January 31 2020 (5,605 adults; 3,236 children; 2,677 family members; 541 seniors and 233 students). The total admission revenue showed only a slight variation from 2019 to 2020. The minor negative impact on admission revenue

SUBJECT: Pilot Program, Partnership Between Hamilton Civic Museums and the Hamilton Public Library (HPL) for Free Museum Admission (PED20069) (City Wide) - Page 4 of 4

was offset by increases in merchandise sales and paid ticketed events (such as workshops).

Based on the limited data currently available on the profile of users of the library card and anecdotal visitor feedback, the pilot program successfully increased access to museum visitors for whom the price might otherwise have been a barrier. The 2019 7% decline in established free special event attendance suggests that some residents took advantage of the library pass program to visit on regular admission days (which would previously have been ticketed) instead of visiting on the occasional free event days. The Hamilton Public Library saw a 48% year-over-year increase in new library card registrations which HPL staff attribute almost entirely to the incentive of free civic museum visitation.

ALTERNATIVES FOR CONSIDERATION

Not Applicable

ALIGNMENT TO THE 2016 – 2025 STRATEGIC PLAN

Community Engagement and Participation

Hamilton has an open, transparent and accessible approach to City government that engages with and empowers all citizens to be involved in their community.

Culture and Diversity

Hamilton is a thriving, vibrant place for arts, culture, and heritage where diversity and inclusivity are embraced and celebrated.

APPENDICES AND SCHEDULES ATTACHED

None

JS:ac



Hamilton

**ADVISORY COMMITTEE FOR PERSONS WITH
DISABILITIES
REPORT 20-003**

4:00 p.m.

**Tuesday, March 10, 2020
Rooms 192 and 193, City Hall
71 Main Street West**

Present: A. Mallet (Chair), S. Aaron, P. Cameron,
J. Cardno, M. Dent, L. Dingman, J. Kemp,
T. Manzuk, C. McBride, M. McNeil, T. Murphy,
K. Nolan, T. Nolan and M. Sinclair

Absent

with regrets: P. Kilburn (Vice-Chair), A. Frisina, S. Geffros and
A. Wilson

Also Present: J. Bowen, Supervisor, Diversity and Inclusion
J. Savoie, Hamilton Police Service

**THE ADVISORY COMMITTEE FOR PERSONS WITH
DISABILITIES PRESENTS REPORT 20-003 AND
RESPECTFULLY RECOMMENDS:**

- 1. Installation of Urban Braille along Cannon Street East
(PW20049) (Ward 2) (Outstanding Business List Item)
(Item 10.1)**

WHEREAS, urban braille is a system of tactile information serving the needs of people with vision loss by using both colour and texture contrast to provide warning signals and clues related to orientation;

WHEREAS, a number of people with disabilities (especially with visual limitations) live in the Cannon Street area;

WHEREAS, existing urban braille at the corners do not include all accessible features at the three heavily used intersections on Cannon Street East at Wellington Street North, Catherine Street North, and John Street North;

WHEREAS, City staff determined that it is feasible to install urban braille at all four corners of the intersection at Cannon Street East/Catherine Street North and Cannon Street East/John Street North and at three corners (North East, South East, and North West) of the intersection at Cannon Street East/Wellington Street North; and,

WHEREAS, urban braille is already installed at the South West corner of the intersection at Cannon Street East/Wellington Street North with the exception of the tactile strip due to an existing hydro manhole located in the sidewalk;

THEREFORE, BE IT RESOLVED:

That urban braille, including 150mm shorelines, street name plates, and tactile strips with directional lines be installed at all four corners of the intersection at Cannon Street East/Catherine Street North and Cannon Street East/John Street North and at three corners (North East, South East, and North West) of the intersection at Cannon Street East/Wellington Street North, as per City of Hamilton

drawing no. RD-124 detail (Urban Braille Sidewalk – Typical Details (Size 24” x 36”)).

2. **Inaugural Public Meeting of Accessibility Standards Canada (Added Item 10.4)**

WHEREAS, Accessibility Standards Canada will host its first ever annual public meeting where the Board of Directors will meet the Canadian public for the first time;

WHEREAS, the event will also act as the official launch of Accessibility Standards Canada; and,

WHEREAS, the event is scheduled on Monday, April 6, 2020 from 1:00 p.m. to 7:00 p.m. at the Marriott Downtown at CF Toronto Eaton Centre (525 Bay Street, Toronto);

THEREFORE, BE IT RESOLVED:

(a) That the following Members be approved to represent the Advisory Committee for Persons with Disabilities at the public meeting of Accessibility Standards Canada on April 6, 2020 with the transportation costs to be funded from the Advisory Committee for Persons with Disabilities 2020 approved budget for conferences and related travel expenses, to an upset limit of \$1,000:

- (i) Jayne Cardno
- (ii) Michele Dent
- (iii) James Kemp
- (iv) Paula Kilburn
- (v) Aznive Mallett
- (vi) Tom Manzuk
- (vii) Mark McNeil

3. Overview of Meeting with the Mayor, Chief of Police, and City Manager (Item 13.6)

WHEREAS, the *Accessibility for Ontarians with Disabilities Act, 2005* (AODA) requires municipalities with populations in excess of 10,000 to establish an accessibility advisory committee (section 29(1));

WHEREAS, the primary role of such committees is to advise municipal Councils on their accessibility plans and review of site plans (section 29(4));

WHEREAS, the City of Hamilton's Advisory Committee for Persons with Disabilities provides recommendations and advice to City Council and City staff on matters of disability and accessibility as requested, per the Committee's Terms of Reference;

WHEREAS, the Advisory Committee for Persons with Disabilities has been without a Council representative since May 22, 2019; and,

WHEREAS, the appointment and presence of a City Councillor to the Committee would be an endorsement of the work of the Committee and would be of great value to both the Committee and Council;

THEREFORE, BE IT RESOLVED:

- (a) That the Advisory Committee for Persons with Disabilities respectfully requests that City Council assign a Council representative to the Committee; and,

- (b) That the Council representative attend regular monthly meetings of the Advisory Committee for Persons with Disabilities for the balance of the Term of Council.

4. Hamilton Street Railway (HSR) Municipal Bus Service Cuts (Added Item 13.9)

WHEREAS, on March 4, 2020, the General Issues Committee (Budget) approved service adjustments, including a cut of 19,000 hours, to Hamilton Street Railway (HSR) "underperforming" municipal bus service routes;

WHEREAS, cutting 19,000 hours of municipal bus service routes puts pressure on both the disabled community and DARTS (Disabled and Aged Regional Transit System); and,

WHEREAS, the decision was made without consultation of the disabled community which goes against the principals and values of an equity, diversity and inclusion (EDI) framework;

THEREFORE, BE IT RESOLVED:

That the Advisory Committee for Persons with Disabilities respectfully requests that City Council consult the Committee respecting service adjustments to Hamilton Street Railway (HSR) municipal bus service routes.

FOR INFORMATION:

(a) CHANGES TO THE AGENDA (Item 2)

The Committee Clerk advised of the following changes to the agenda:

7. CONSENT ITEMS

- 7.2 Housing Issues Working Group Update
 - 7.2(a) Housing Issues Working Group Meeting Notes – January 21, 2020
- 7.4 Transportation Working Group Update
 - 7.4(a) Transportation Working Group Meeting Notes – January 28, 2020
 - 7.4(b) Ban of Electric Scooters from Public Property

10. DISCUSSION ITEMS

- 10.4 Inaugural Public Meeting of Accessibility Standards Canada

13. GENERAL INFORMATION / OTHER BUSINESS

- 13.8 Hamilton Steel City Wheelers Trivia Night Fundraiser

CHANGES TO THE ORDER OF ITEMS:

Item 9.1 - Consultation respecting Duration of HSR Bus Transfers for Persons with Disabilities and Item 10.1 Installation of Urban Braille along Cannon Street East (PW20018) (Ward 2) were moved up on the agenda to be considered immediately following Item 4.1.

The agenda for the March 10, 2020 meeting of the

Advisory Committee for Persons with Disabilities was approved, as amended.

(b) DECLARATIONS OF INTEREST (Item 3)

There were no declarations of interest.

(c) APPROVAL OF MINUTES (Item 4)

(i) February 11, 2020 (Item 4.1)

The minutes of the February 11, 2020 meeting of the Advisory Committee for Persons with Disabilities, were approved, as presented.

(d) STAFF PRESENTATIONS (Item 9)

(i) Consultation respecting Duration of HSR Bus Transfers for Persons with Disabilities (Outstanding Business List Item) (Item 9.1)

Nancy Purser, Manager, Transit Support Services, appeared before the Committee to acquire input respecting the Duration of HSR Bus Transfers for Persons with Disabilities.

The discussion respecting the Duration of HSR Bus Transfers for Persons with Disabilities was received.

(e) DISCUSSION ITEMS (Item 10)

(i) Installation of Urban Braille along Cannon Street East (PW20018) (Ward 2) (Outstanding Business List Item) (Item 10.1)

Report PW20018, respecting the Installation of Urban Braille along Cannon Street East, was received.

For further disposition of this matter, see Item 1.

Item 13.5 - Update on Donation to the Hamilton Conservation Foundation's Tribute Tree Program in Honour of the Late John Hawker and Item 13.7 - Refreshments at Committee and Working Group Meetings was moved up on the agenda to be considered at this time.

(f) GENERAL INFORMATION / OTHER BUSINESS (Item 13)

(i) Update on Donation to the Hamilton Conservation Foundation's Tribute Tree Program in Honour of the Late John Hawker (Item 13.5)

Jessica Bowen, Supervisor, Diversity and Inclusion, advised the Committee that a donation was made to the Hamilton Conservation Foundation's Tribute Tree Program in honour of the late John Hawker (see Item 1 of Advisory Committee for Persons with Disabilities 19-010 for reference). His name is recognized on signage in Beckett Forest in the Dundas Valley Conservation Area. The Committee requested that John Hawker's family receive notification of the tribute and that the exact location of the sign be determined.

The verbal update from Jessica Bowen, respecting a Donation to the Hamilton Conservation Foundation's Tribute Tree Program in Honour of the Late John Hawker, was received.

(ii) Refreshments at Committee and Working Group Meetings (Item 13.7)

The Committee's refreshment preferences were communicated to the Staff Liaison.

(g) CONSENT ITEMS (Item 7)

(i) Built Environment Working Group Update (Item 7.1)

T. Manzuk advised that on February 13, 2020 the General Issues Committee directed City staff to report to the General Issues Committee on the benefits and challenges associated with universal winter sidewalk snow removal no later than August 10, 2020 and engage with the Advisory Committee for Persons with Disabilities as it relates to assisting those with mobility issues. On March 2, 2020 the General Issues Committee received and referred the correspondence from the Advisory Committee for Persons with Disabilities respecting Sidewalk Snow Removal Report PW19022(a) to City staff for review and consideration when preparing the report back to the General Issues Committee respecting Sidewalk Snow Removal.

The Built Environment Working Group thanked Michael Becke and Mitchell Knott from Engineering Services for attending their recent meeting and providing valuable expertise.

The verbal update from T. Manzuk, respecting the Built Environment Working Group, was received.

(ii) Housing Issues Working Group Update (Item 7.2)

The Housing Issues Working Group Meeting Notes of January 21, 2020 (Added Item 7.2(a)), were received.

(iii) Outreach Working Group Update (Item 7.3)

The Committee was advised that the first meeting of the newly established Outreach Working Group is scheduled for Wednesday March 25, 2020 from 4:00p.m. - 6:00p.m. at Hamilton City Hall.

(iv) Transportation Working Group Update (Item 7.4)

(a) Transportation Working Group Meeting Notes of January 28, 2020 (Item 7.4(a))

The Transportation Working Group Meeting Notes of January 28, 2020 (Added Item 7.4(a)), were received.

(b) Ban of Electric Scooters from Public Property (Item 7.4(b))

Consideration of the following motion respecting the Ban of Electric Scooters from Public Property, was deferred to the April 14, 2020 Advisory Committee for Persons with Disabilities meeting to allow for consultation with City staff from Transportation Planning and/or Licencing and By-law Services:

WHEREAS, other Canadian cities such as Montreal and Toronto have implemented a ban on the use of electric scooters in their communities;

WHEREAS, the province of Ontario has permitted Ontario cities to self-determine

whether to permit electric scooters on its roads and sidewalks;

WHEREAS, there are no regulations in place regarding the use of electric scooters on roads and sidewalks apart from an age limit of 16 years to operate;

WHEREAS, electric scooters can run at a speed of close to, or in excess of, 30km / hour posing a significant safety risk to persons with disabilities particularly those with mobility or sensory disabilities;

WHEREAS, operators of electric scooters are not required to possess either a license or insurance to operate;

WHEREAS, operators of electric scooters are not required to undertake any specific or regulated training in order to own or operate an electric scooter; and,

WHEREAS, other disability advisory committees in the province of Ontario have recommended a ban on the use of electric scooters on municipal sidewalks and roadways because of their risk to safety of others;

THEREFORE, BE IT RESOLVED:

That the Advisory Committee for Persons with Disabilities for the City of Hamilton respectfully recommends that City Council

ban the use of electric scooters on all City roads, sidewalks, pathways and in all other areas of the City until such time that electric scooters are fully and completely regulated and their operators properly trained, licensed and insured in the same manner as any other motor vehicle in the province of Ontario.

(h) DISCUSSION ITEMS (Item 10) (CONTINUED)

(i) Rick Hansen Foundation Accessibility Certification™ (RHFAC) (Item 10.2)

The Rick Hansen Foundation Accessibility Certification™ (RHFAC) is a rating system that uses trained professionals to provide organizations with a snapshot of their building's level of meaningful accessibility for people with disabilities. The Government of Ontario is supporting 250 complimentary RHFAC ratings (25 in each of the selected municipalities) to be awarded to public, private and not-for-profit organizations across various municipalities, including the City of Hamilton. The call for applications closes on March 27, 2020.

The Rick Hansen Foundation would like to engage the Advisory Committee for Persons with Disabilities in selecting finalists from the community for the complimentary RHFAC ratings. To facilitate this, the Rick Hansen Foundation would share all completed applications with the Committee for the purposes of ranking the submissions into a top 25 list based on certain criteria (representation of non-profit, private and public sites, representation of urban and rural buildings, etc.). The Committee will have from April 14 - June 19, 2020 to complete this selection, after which time the list

will be sent back to the Rick Hansen Foundation for review, approval and commencement of the ratings process. If the Advisory Committee for Persons with Disabilities does not want to rank the applications, then the Rick Hansen Foundation will form a Committee similar to the BC Accessibility Grants program, in which there was a cross country selection of members that reviewed grant applications.

A. Davenport, Legislative Coordinator, advised that this initiative falls outside the Advisory Committee for Persons with Disabilities' mandate and scope. If the Committee wishes to participate, they will be required to seek Council approval. Furthermore, administrative support shall not be available to the Committee for this project.

The Rick Hansen Foundation will be advised that the Advisory Committee for Persons with Disabilities has declined to participate in the ranking of submissions for the complimentary Rick Hansen Foundation Accessibility Certification™ (RHFAC) ratings, which will result in the Rick Hansen Foundation forming a Committee for this purpose.

(ii) Attendees to the L'Arche Hamilton Fundraising Dinner on April 25, 2020 (Item 10.3)

On February 11, 2020, the Advisory Committee for Persons with Disabilities approved eight tickets to be purchased to L'Arche Hamilton's fundraising dinner on April 25, 2020 at the Venetian Club of Hamilton (269 John Street North) to allow members of the Committee to attend the event (see Item 2 of Advisory Committee for Persons with Disabilities 20-002 for reference).

The following Advisory Committee for Persons with Disabilities' members volunteered to attend:

- (1) Michele Dent
- (2) James Kemp
- (3) Aznive Mallett
- (4) Tom Manzuk
- (5) Mark McNeil
- (6) Tim Murphy
- (7) Kim Nolan
- (8) Tim Nolan

**(i) GENERAL INFORMATION / OTHER BUSINESS (Item 13)
(CONTINUED)**

**(i) Accessibility Complaints to the City of Hamilton
(Item 13.1)**

No update.

(ii) *Accessibility for Ontarians with Disabilities Act, 2005 (AODA) Update (Item 13.2)*

No update.

**(iii) Presenters List for the Advisory Committee for
Persons with Disabilities (Item 13.3)**

(a) The following presenters were removed from the Presenters List for the Advisory Committee for Persons with Disabilities:

- (i) Director of Housing Services (or their designate)

(ii) Emergency Management Staff

(iv) Review of Advisory Committee for Persons with Disabilities Outstanding Business List (Item 13.4)

Item 13.4, respecting a Review of Advisory Committee for Persons with Disabilities Outstanding Business List, was deferred to the April 14, 2020 Advisory Committee for Persons with Disabilities meeting due to time constraints.

(v) Overview of Meeting with the Mayor, Chief of Police, and City Manager (Item 13.6)

The Chair and Vice-Chair of the Advisory Committee for Persons with Disabilities met with the Mayor, Chief of Police, and the City Manager on February 18, 2020, as per the Committees request on November 12, 2019 to discuss various topics including, but not limited to, the following:

- Hamilton Police Service representative
- Council representative
- Meeting procedures related to requests for expertise from City staff
- Outstanding accessibility concerns related to City-owned buildings

For further disposition of this matter, see Item 3.

(vi) Hamilton Steel City Wheelers Trivia Night Fundraiser (Added Item 13.8)

The Committee was apprised of the Hamilton Steel City Wheelers trivia night fundraiser to support individuals

with disabilities participating in the 2020 Canadian National Square Dance Convention held in Surrey, British Columbia in July 2020. The event is scheduled on April 18, 2020 from 7:00p.m. - 10p.m. at the Royal Canadian Legion, Branch 58 (1180 Barton Street East, Hamilton). Tickets cost \$20 per person.

(vii) Hamilton Street Railway (HSR) Municipal Bus Service Cuts (Added Item 13.9)

The Committee discussed the service adjustments made to the Hamilton Street Railway for the “underperforming” municipal bus service routes.

For further disposition of this matter, see Item 4.

(j) ADJOURNMENT (Item 15)

There being no further business, the Advisory Committee for Persons with Disabilities adjourned at 6:14 p.m.

Respectfully submitted,

A. Mallet, Chair
Advisory Committee for
Persons with Disabilities

Alicia Davenport
Legislative Coordinator
Office of the City Clerk



TRANSIT AREA RATING REVIEW SUB-COMMITTEE REPORT 20-001

3:00 p.m.

Tuesday, February 25, 2020

Council Chambers

Hamilton City Hall

71 Main Street West

Present: Councillors T. Whitehead (Chair), E. Pauls (Vice-Chair), B. Clark, C. Collins, L. Ferguson and J. Partridge

THE TRANSIT AREA RATING REVIEW SUB-COMMITTEE PRESENTS REPORT 20-001 AND RESPECTFULLY RECOMMENDS:

1. Appointment of Sub-Committee Chair and Vice-Chair for 2020 (Item 1)

- (a) That Councillor Whitehead be appointed as Chair of the Transit Area Rating Review Sub-Committee for 2020; and,
- (b) That Councillor Pauls be appointed as Vice-Chair of the Transit Area Rating Review Sub-Committee for 2020.

2. Transit Service Levels, Demand and Growth Opportunities by Ward (PW19026) (City Wide) (referred from the General Issues Committee on February 28, 2019) (Item 7.1)

That Report PW19026, respecting Transit Service Levels, Demand and Growth Opportunities by Ward, be received.

3. Transit Area Rating Methodology Review (FCS19094) (City Wide) (Item 9.1)

- (a) That Report FCS19094, respecting Transit Area Rating Methodology Review, be received; and,
- (b) That no action be taken to review the possibility of the area rating net benefit to Wards 1 to 8 being used for public transit city-wide.

4. Amendment to the Transit Area Rating Review Sub-Committee's Terms of Reference (Item 11.1)

- (a) That Sections 1(a) and (d) of the Terms of Reference for the Transit Area Rating Review Sub-Committee, be amended to update timelines as follows:
- (a) To evaluate options for rebalancing area rating for transit for the 2021 budget process, including enhanced service levels that align with the overall City Transit Strategy.
- (d) To incorporate any changes into the 2021 budget process the Sub-Committee should complete its recommendations by December of 2020.

FOR INFORMATION:**(a) CHANGES TO THE AGENDA (Item 2)**

The Committee Clerk advised of the following change to the agenda:

6. DELEGATION REQUESTS (Item 6)

- 6.1 Ian Borsuk, Environment Hamilton, respecting the Elimination of Area Rating for Transit in the City of Hamilton (for today's meeting)

The agenda for the February 25, 2020 Transit Area Rating Review Sub-Committee meeting was approved, as amended.

(b) DECLARATIONS OF INTEREST (Item 3)

There were no declarations of interest.

(c) COMMUNICATIONS (Item 5)**(i) Correspondence from Lakewood Beach Community Council respecting TransCab Area Rating (Item 5.1)**

The correspondence from Lakewood Beach Community Council respecting TransCab Area Rating, was received.

(d) DELEGATION REQUESTS (Item 6)

- (i) Ian Borsuk, Environment Hamilton, respecting the Elimination of Area Rating for Transit in the City of Hamilton (for today's meeting) (Added Item 6.1)**

The delegation request, submitted by Ian Borsuk, Environment Hamilton, respecting the Elimination of Area Rating for Transit in the City of Hamilton, was approved for today's meeting.

(e) PUBLIC HEARINGS / DELEGATIONS (Item 8)

- (i) Ian Borsuk, Environment Hamilton, respecting the Elimination of Area Rating for Transit in the City of Hamilton (Added Item 8.1)**

Ian Borsuk, Environment Hamilton, addressed the Committee respecting the Elimination of Area Rating for Transit in the City of Hamilton, with the aid of a presentation.

The delegation by Ian Borsuk, Environment Hamilton, respecting the Elimination of Area Rating for Transit in the City of Hamilton, was received.

A copy of the presentation is available on the City's website at www.hamilton.ca or through the Office of the City Clerk.

(f) STAFF PRESENTATIONS (Item 9)

- (i) Transit Area Rating Methodology Review (FCS19094) (City Wide) (Item 9.1)**

Mike Zegarac, General Manager of Finance and Corporate Services and Debbie Dalle Vedove, Director of Transit, addressed Committee respecting Report FCS19094, Transit Area Rating Methodology Review, with the aid of a presentation.

The presentation, respecting Report FCS19094, Transit Area Rating Methodology Review, was received.

A copy of the presentation is available on the City's website at www.hamilton.ca or through the Office of the City Clerk.

For further disposition of this matter, refer to Item 3.

(g) ADJOURNMENT (Item 15)

There being no further business, the Transit Area Rating Review Sub-Committee was adjourned at 5:50 p.m.

Respectfully submitted,

Councillor T. Whitehead
Chair, Transit Area Rating Review Sub-Committee

Alicia Davenport
Legislative Coordinator
Office of the City Clerk



CITY OF HAMILTON
CORPORATE SERVICES DEPARTMENT
Financial Planning, Administration and Policy Division

TO:	Chair and Members General Issues Committee
COMMITTEE DATE:	June 15, 2020
SUBJECT/REPORT NO:	Public Works - Capital Projects Status Report as of December 31, 2019 (FCS19077(b)) (City Wide)
WARD(S) AFFECTED:	City Wide
PREPARED BY:	Tran Trang (905) 546-2424 Ext. 4371 Duncan Robertson (905) 546-2424 Ext. 4744
SUBMITTED BY:	Brian McMullen Director, Financial Planning, Administration and Policy Corporate Services Department
SIGNATURE:	

RECOMMENDATION(S)

- (a) That the Capital Projects Status Report, Public Works Tax Supported Projects, as of December 31, 2019, attached as Appendix "A" to Report FCS19077(b), be received;
- (b) That the Capital Projects Status Report, Public Works Rate Supported Projects, as of December 31, 2019, attached as Appendix "B" to Report FCS19077(b), be received.

EXECUTIVE SUMMARY

Report FCS19077(b) presents the status of open capital projects for the Public Works Tax and Rate Supported Capital Budget and is based on forecasted and committed expenditures to December 31, 2019.

Appendix "A" to Report FCS19077(b) reflects the status of open Public Works Tax Supported projects totalling \$1.1 B of which \$802.6 M or 76.0% is spent or committed as of December 31, 2019.

OUR Vision: To be the best place to raise a child and age successfully.

OUR Mission: To provide high quality cost conscious public services that contribute to a healthy, safe and prosperous community, in a sustainable manner.

OUR Culture: Collective Ownership, Steadfast Integrity, Courageous Change, Sensational Service, Engaged Empowered Employees.

**SUBJECT: Public Works - Capital Projects Status Report as of
December 31, 2019 (FCS19077(b)) (City Wide) – Page 2 of 4**

Appendix “B” to Report FCS19077(b) reflects the status of open Public Works Rate Supported projects totalling \$1.0 B of which \$790.4 M or 77.7% is spent or committed as of December 31, 2019.

Table 1 shows project completion percentage over the last four years:

**Table 1
Percentage of Completion Comparison
as of December 31**

	2019	2018	2017	2016
Tax Supported Program	76.0%	75.4%	77.5%	81.3%
Rate Supported Program	77.7%	78.3%	77.4%	76.6%

Alternatives for Consideration – Not Applicable

FINANCIAL – STAFFING – LEGAL IMPLICATIONS

Financial: N/A

Staffing: N/A

Legal: N/A

HISTORICAL BACKGROUND

The Capital Status and Capital Project Closing reports are submitted to City Council three times a year as of June 30, September 30 and December 31.

On May 14, 2014, Council approved changes to the City’s Capital Project Monitoring Policy (Report FCS14031). Previously, staff reported on the status of the Capital Work-in-Progress projects to their respective Standing Committees. The amended Policy has staff submit the Status of the Capital Work-in-Progress projects to the Capital Projects Work-in-Progress Sub-Committee. As a result of social distancing restrictions, the Capital Projects Work-in-Progress Sub-Committee meeting on May 26, 2020 was cancelled. To fulfil the requirements of the Capital Projects’ Monitoring Policy, Report FCS19077(b) has been submitted for review by the General Issues Committee.

**SUBJECT: Public Works - Capital Projects Status Report as of
December 31, 2019 (FCS19077(b)) (City Wide) – Page 3 of 4**

Previously, on December 14, 2011, Council approved Report FCS11073(a) which directed staff to review the Capital Projects Status and Closing process and that a process where departments report to their respective Standing Committees on the status of the Capital Work-in-Progress projects be implemented. Finance staff finalized a procedure and provided departments with templates to commence Standing Committee reporting for the June 30, 2013 reporting period. Reports are brought forth to Standing Committees three times per reporting year, as of June 30, September 30 and December 31. This allows Standing Committees to review the status of a fewer number of projects, in greater detail, applicable to their area of oversight.

POLICY IMPLICATIONS AND LEGISLATED REQUIREMENTS

Report FCS19077(b) meets the requirements of the Capital Project Monitoring Policy and Capital Projects Closing Policy including:

- That a Capital Projects Status report be submitted to Capital Projects Work-in-Progress Sub-Committee three times a year as of June 30, September 30 and December 31.

RELEVANT CONSULTATION

All Capital Project managers within Public Works have been consulted on the status of their projects.

ANALYSIS AND RATIONALE FOR RECOMMENDATION(S)

Council approved that capital projects are reviewed in accordance with the City's approved Capital Projects' Monitoring Policy (Report FCS14031). For each variance report, staff determines if projects can be closed and also monitors financial activity to ensure that Council is aware of any capital projects which deviate significantly from approved budgeted amounts.

The purpose of the Capital Projects Status Report is to provide a framework to ensure clarity, transparency and accountability over Capital Projects by placing staff accountable for mitigating cost overruns, ensuring that Capital Projects are completed in a timely matter and encouraging detailed, accurate and consistent reporting on the status and timely closure of Capital Projects.

The financial information in Report FCS19077(b) is based on expenditures and commitments to December 31, 2019.

**SUBJECT: Public Works - Capital Projects Status Report as of
December 31, 2019 (FCS19077(b)) (City Wide) – Page 4 of 4**

ALTERNATIVES FOR CONSIDERATION

Not applicable.

ALIGNMENT TO THE 2016 – 2025 STRATEGIC PLAN

Community Engagement and Participation

Hamilton has an open, transparent and accessible approach to City government that engages with and empowers all citizens to be involved in their community.

Economic Prosperity and Growth

Hamilton has a prosperous and diverse local economy where people have opportunities to grow and develop.

Built Environment and Infrastructure

Hamilton is supported by state-of-the-art infrastructure, transportation options, buildings and public spaces that create a dynamic City.

Our People and Performance

Hamiltonians have a high level of trust and confidence in their City government.

APPENDICES AND SCHEDULES ATTACHED

Appendix “A” to Report FCS19077(b) – Capital Projects Status Report – Public Works – Tax Supported Projects as of December 31, 2019

Appendix “B” to Report FCS19077(b) – Capital Projects Status Report – Public Works – Rate Supported Projects as of December 31, 2019

TT/dt

City of Hamilton Capital Projects Status Report - Public Works Tax Supported Projects
 As of December 31, 2019

YEAR APPROVED	PROJECT ID	DESCRIPTION	APPROVED BUDGET (\$)	ACTUAL EXPENDITURES (\$)	PO COMMITMENTS (\$)	AVAILABLE BALANCE (\$) d = a - b - c	% COMPLETE e = (b+c) / a	Project Manager	STATUS EXPLANATION as of December 31, 2019
			a	b	c	d	e		

Pan-Am Games

2011	3621154100	Pan Am Games - Ivor Wynne	148,270,297	148,274,215	109,573	(113,490)	100.1%	J. Warner	Final works to be completed by Q3 2020 weather permitting.
		Total Pan-Am	148,270,297	148,274,215	109,573	(113,490)	100.1%		

Parks & Cemetery

2015	4401549002	Marina Pier&Dock Repair-Replic	252,100	244,853	7,726	(479)	100.2%	A. McDonald	Floating structure review ongoing. Funding commitment is for complete structural modifications to address water level fluctuations. To be completed in Q4 2020, pending consultant report.
2015	4241509110*	Victoria Park - Resurface Splash Pad	140,000	-	71,970	68,030	51.4%	C. Graham	A life cycle replacement of the play structure to be completed in Q2 2020.
2016	4401649102	Sports Field Rehab Program	65,000	69,353	-	(4,353)	106.7%	A. McDonald	Appropriation and project closure pending.
2017	4401749104	Security Lighting Program	64,910	35,129	-	29,781	54.1%	A. McDonald	Appropriation to 2020 Project and project closure pending.
2017	4401751700	2017 Small Equipment Replace	102,200	50,350	15,166	36,684	64.1%	J. Vucina	2019 inventory complete and orders placed for 2020. All funds will be spent by end of Q2.
2017	4241709114*	Victoria Park Lighting	160,000	96,559	3,000	60,441	62.2%	A. McDonald	Project complete. Pending payment of final invoices. Project closure anticipated in Q1 2020.
2018	4401849102	Waterfront (Bayfront) Trail	436,150	225,745	27,824	182,581	58.1%	A. McDonald	A portion of the trail has been repaired. High water levels have contributed to delays. Remaining improvements to the floating bridge and trail raising from Princess point to Fishway to be completed by Q2 2020.
2018	4401849107	Park Fencing Program	138,650	40,517	2,005	96,127	30.7%	A. McDonald	Funds to be used for Baseball and Multi-use Court Fencing Repairs at various park sites in Q4 2020.
2018	4401849801	Monitoring & Repairs of the Escarpment & Waterfront	65,000	23,871	4,728	36,401	44.0%	A. McDonald / K. Bunn	Funding to be combined with 2020 capital to complete various trail rehabilitation projects throughout our park system.
2018	4401851700	Small Equipment Replacement	75,000	52,685	20,404	1,911	97.5%	J. Vucina	2019 inventory complete and orders placed for 2020. All funds will be spent by end of Q2.
2018	4401852100	CSA Safety Material Replacement	145,000	140,864	-	4,136	97.1%	A. McDonald	Appropriation in progress to transfer balance of funds to 4402052100 (CSA Safety Material Replace).
2018	4401855800	QC CA Material Testing	10,000	1,234	-	8,766	12.3%	A. McDonald	Appropriation in progress to transfer balance to 2019 Project and then project to be closed.
2018	4401855802	Confederation Beach Shoreline Replacement	875,000	329,630	12,690	532,679	39.1%	A. McDonald	Work ongoing, with one final site to be completed in Q4-2020.
2018	4241809103*	Cootes Floating Bridge	45,000	11,485	500	33,015	26.6%	A. McDonald	Bridge repair at Fishing Pier to be completed in Q4 2020 (delayed due to high water levels). Work to be coordinated with other trail initiatives.
2019	4401911601	Cemetery Roads Rehabilitation Program	220,352	98,971	10,000	111,381	49.5%	A. McDonald	Funding to be combined with 2020 capital to complete roadway rehabilitation at Woodland Cemetery and Mount Hamilton Cemetery. To be completed in Q4-2020.
2019	4401941001	Cemetery Building Repairs	115,000	33,123	30,396	51,481	55.2%	A. McDonald	Mount Hamilton Cemetery building repairs, and construction complete. Currently in the substantial completion/warranty phase.

City of Hamilton Capital Projects Status Report - Public Works Tax Supported Projects
As of December 31, 2019

YEAR APPROVED	PROJECT ID	DESCRIPTION	APPROVED BUDGET (\$)	ACTUAL EXPENDITURES (\$)	PO COMMITMENTS (\$)	AVAILABLE BALANCE (\$) d = a - b - c	% COMPLETE e = (b+c) / a	Project Manager	STATUS EXPLANATION as of December 31, 2019
			a	b	c	d	e		
2019	4401949007	Cemetery Columbarium	70,000	21,625	-	48,375	30.9%	A. McDonald	Appropriation in progress to transfer balance to 2020 Project and then project to be closed.
2019	4401949101	Park Pathway Resurfacing	244,900	174,579	44,671	25,650	89.5%	A. McDonald	Funding to be combined with 2020 capital to complete various trail rehabilitation projects throughout our park system.
2019	4401949104	Security Lighting Program	60,000	8,563	7,980	43,457	27.6%	A. McDonald	Appropriation to 2020 Project and project closure pending.
2019	4401949107	Park Fencing Program	118,000	4,064	63,834	50,102	57.5%	A. McDonald	Funds to be used for baseball and multi-use court fencing repairs at various park sites in Q4 2020.
2019	4401949504	Parkland Id & Way Finding Signage	20,000	20,352	-	(352)	101.8%	A. McDonald	Project complete and pending appropriation to fund deficit.
2019	4401949510	Spraypad Infrastructure Rehab	166,300	8,101	-	158,199	4.9%	A. McDonald	Investigate and perform other spray pad improvements to be completed in Q4 2020.
2019	4401951601	Equipment Acquisitions - DC	247,000	90,682	-	156,318	36.7%	J. Vucina	Purchases in progress: Truck with a v plow, 2 trailers, 1 mower, vacuum / leaf collector
2019	4401951700	Small Equipment Replacement	80,000	-	-	80,000	0.0%	J. Vucina	Funds to be used following 2020 inventory program.
2019	4401951903	Confederation Beach Pk-Capital Maintenance	175,000	-	175,000	-	100.0%	A. Byrne	HCA lead; funds are for capital and major maintenance required at Confederation Park and will be prioritized for the Little Squirt Works resurfacing work. Anticipated completion by Q4-2020.
2019	4401952100	CSA Safety Material Replacement	173,900	14,618	75,611	83,671	51.9%	A. McDonald	Wood Fibre supply and install and play structure site preparation continuing through numerous sites in Q2 of 2020.
2019	4401952600	Playground Lifecycle Replacement Program	637,600	121,215	148,300	368,085	42.3%	A. McDonald	Play structure replacements at Corktown, Churchill, Bobby Kerr, Captain Cornelius, and Rockview Summit parks, to be completed by Q2 2020. Bayview West play structure replacement completed.
2019	4401954699	Tennis & Multi-use Court Rehabilitation	212,000	90,666	97,532	23,802	88.8%	A. McDonald	Final project improvements for Millgrove Park and Carlisle Tennis courts to be completed by Q2 2020.
2019	4401955800	QC-CA-Parks & Cemetery Material Testing	10,000	-	10,000	-	100.0%	A. McDonald	Testing to support ongoing programs will be completed by Q4 2020.
2019	4401955901	Memorial Pk Storm Water Management Study	90,000	-	-	90,000	0.0%	A. McDonald	Storm water issues addressed in Memorial Park. Funds to be appropriated to Millgrove Park 4402049005 to mitigate ongoing storm water issues.
2019	4401956001	Leash free Dog Park Program	80,000	42,731	-	37,269	53.4%	A. McDonald	Review for underserviced Wards, and drainage improvements to Borers Dog Park. A RFQ to be issued in Q2 2020 and anticipated project completion is Q4-2020.
2019	4241909204*	W2 Metal Containers	400	-	-	400	0.0%	A. Byrne	Additional metal garbage cans to be acquired and added to the Ward 2 parks. Anticipated delivery and invoicing in Q2 2020.
2019	4241909210*	Corktown Neighbourhood Play Equipment	60,000	-	60,000	-	100.0%	A. McDonald	A life cycle replacement of the play structure to be completed in Q2 2020.
Total Parks & Cemetery			5,354,462	2,051,565	889,337	2,413,560	54.9%		

Forestry & Horticulture

2011	4451153001	Emerald Ash Borer Plan	16,976,631	13,495,826	465,648	3,015,157	82.2%	S. Scarlett	2020 represents year 8 of 10 with an increase to tree planting planned. Additional planting projects will be completed to fully commit project funds by end of year 10.
2014	4451451004	Gage Park Tropical House	5,671,500	5,604,570	76,182	(9,251)	100.2%	S. Scarlett	Construction complete. Capital Project ID to remain open during warranty/commission phase.

City of Hamilton Capital Projects Status Report - Public Works Tax Supported Projects
As of December 31, 2019

YEAR APPROVED	PROJECT ID	DESCRIPTION	APPROVED BUDGET (\$)	ACTUAL EXPENDITURES (\$)	PO COMMITMENTS (\$)	AVAILABLE BALANCE (\$) d = a - b - c	% COMPLETE e = (b+c) / a	Project Manager	STATUS EXPLANATION as of December 31, 2019
			a	b	c	d	e		
2016	4241609507*	Tree Planting Ward 5	400,000	332,320	2,941	64,740	83.8%	S. Scarlett	90 locations have been investigated and earmarked for funding from this source for 2020. Another 40 tree locations will be identified and funds committed by the end of Q1 2020 with funds being spent in Q3 of 2020.
2019	4451953444	Tree Planting Program	1,423,500	669,917	164,863	588,720	58.6%	S. Scarlett	PO's created for 2020 have committed \$330,000 for tree sourcing and tree planting. Remainder will be committed to tree planting contractor PO's in Q1 of 2020.
2019	4241909209*	Beasley and Central Trees	75,000	-	-	75,000	0.0%	S. Scarlett	Soft surface locations have been proposed within Ward 2. Investigations to be completed in Q1 of 2020 and trees planted in Q2 of 2020.
2019	4241909214*	Hanging Baskets	6,000	-	-	6,000	0.0%	S. Scarlett	Two hanging basket locations finalized with decisions being made on the remainder. New tender for hanging baskets in 2020 will have these added for installation and maintenance in Q2 2020.
2019	4241909217*	Central Planters	12,600	1,740	-	10,860	13.8%	S. Scarlett	Remaining planters will be ordered in March of 2020. All planters will be installed in Q2 of 2020.
Total Forestry & Horticulture			24,565,231	20,104,371	709,634	3,751,226	84.7%		

Waste Management

2009	5120991101	Glanbrook Landfill-Stage 3 Development	6,800,000	6,460,986	348,555	(9,541)	100.1%	R. Conley	Holdback payment will be released in Q1/Q2 and then project can be closed.
2012	5121241200	Accommodation Updates	200,000	107,428	5,732	86,840	56.6%	R. Ellis	Funds will be committed and spent by Q4 2020 with upcoming leasehold-related moves to 100 King Street.
2012	5121290111	Leaf&Yard Composting Facility Relocation	200,000	120,937	1,160	77,903	61.0%	R. Conley	Working with planning staff to identify zoning and where the L&YW composting pad can be relocated on site to allow for the next phase of landfilling.
2014	5121449002	CCF Air Handling-Odour Control	1,151,000	335,330	-	815,670	29.1%	C. McCausland	Scope of work has been established for a ventilation assessment of the Central Composting Facility in response to negotiations with the Ministry of Environment, Conservation and Parks. Work to commence in Q2 2020.
2014	5121490411	MRF Remediation	210,000	116,196	85,814	7,990	96.2%	C. McCausland	Draft reports for the site Record of Site Condition (RSC) have been received from the consultant for staff review.
2015	5121594511	Transfer Stn & CRC Expansion	272,000	85,222	60,199	126,578	53.5%	S. Hembruff	Report has been finalized. Staff have started working on conceptual design of a new site.
2016	5121651602	New Driver/Vehicle Technology	100,000	33,756	-	66,244	33.8%	J. McCormick	Funds to be used for route optimization software. Tender/RFP to be issued in Q1 2020 and funds to be committed in Q2 2020.
2016	5121655610	2020 Waste System Planning	725,001	441,021	301,815	(17,835)	102.5%	C. McCausland	Waste Collections RFP closed in February and is under evaluation. The CCF RFP tentatively scheduled to be released in Q1 2020.
2016	5121695525	SWMMP - Planning & Approvals Program	90,000	39,663	50,451	(114)	100.1%	A. Storey	All funds to be spent on Master Plan consultant in 2020.
2017	5121795525	SWMMP - Planning & Approvals Program	120,000	3,852	92,847	23,301	80.6%	A. Storey	All funds to be spent on Master Plan consultant in 2020.

City of Hamilton Capital Projects Status Report - Public Works Tax Supported Projects
As of December 31, 2019

YEAR APPROVED	PROJECT ID	DESCRIPTION	APPROVED BUDGET (\$)	ACTUAL EXPENDITURES (\$)	PO COMMITMENTS (\$)	AVAILABLE BALANCE (\$) d = a - b - c	% COMPLETE e = (b+c) / a	Project Manager	STATUS EXPLANATION as of December 31, 2019
			a	b	c	d	e		
2018	5121849800	CCF Air Handling Upgrades	1,633,000	165,505	21,641	1,445,854	11.5%	C. McCausland	Funds will be used to upgrade the odour management system in the CCF. Based on the negotiations with the Ministry of Environment, Conservation and Parks, the facility will require further updates to bring it in line with more modern composting plants before the processing capacity can be increased.
2018	5121855137	Waste Management R & D Program	230,000	122,557	41,193	66,250	71.2%	A. Storey	Funds to cover 2020 audit program for visual audits, facility audits, and public space audits. To fund single use plastics strategy and diversion opportunities out of SWMMP work, Outreach initiatives related to bylaw update.
2018	5121890200	Diversion Container Replacement	870,000	785,084	-	84,916	90.2%	A. Storey	Appropriation to transfer balance to 2020 project pending.
2018	5121890700	Public Space & Special Event Containers	311,000	241,224	60,949	8,827	97.2%	J. McCormick	Appropriation to transfer balance to 2020 project pending.
2018	5121891000	Glanbrook Landfill Capital Improvement Program	330,000	160,919	165,048	4,033	98.8%	R. Conley	Glanbrook Landfill Stage 4 approvals work with NPCA, DFO, MECP is underway. This work is ongoing and is still expected be completed by end of Q1 of 2020.
2018	5121892000	Closed Landfill Maintenance & Capital Improvement	456,000	97,611	70,300	288,089	36.8%	R. Conley	Contracts for leachate system flushing, gas well decommissioning and new well installation to be awarded by the end of Q1 2020.
2018	5121894000	Transfer Station/CRC Maintenance & Improvement Program	205,000	130,338	6,700	67,963	66.8%	S. Hembruff	Staff are soliciting quotes for the floor repairs which will take place in Q2/Q3 of 2020 when the temperatures are warmer.
2018	5121895525	SWMMP Approvals	150,000	361	-	149,639	0.2%	A. Storey	Funds will be used in 2020 / 2021 on recommendations from the updated Master Plan coming forward in Q2 2020.
2019	5121949003	CCF Lifecycle Replacement	740,000	261,619	457,056	21,325	97.1%	S. Hembruff	Initial engineering framework has been completed along with engineers conducting onsite needs assessments. Next step is to develop SCADA the programming framework.
2019	5121951900	WasteCollectionEquip-DwntwnBIA	165,000	-	-	165,000	0.0%	J. McCormick	Project on hold pending review of the Hamilton Transportation Taskforce.
2019	5121955137	Waste Management R&D	125,000	-	-	125,000	0.0%	A. Storey	Funds to cover 2020 audit program for visual audits, facility audits, and public space audits. To fund single use plastics strategy and diversion opportunities out of SWMMP work, Outreach initiatives related to bylaw update.
2019	5121990200	Diversion Container Replacement	913,500	201,610	557,331	154,559	83.1%	A. Storey	Funds to be used to supply inventory for 2020.
2019	5121990700	Public Space & Special Event Containers	120,000	-	-	120,000	0.0%	J. McCormick	Funds to be used to supply inventory for 2020.
2019	5121990900	Cigarette Litter Preventn Prog	65,000	38,271	465	26,264	59.6%	A. Storey	Funds to be used to supply pocket ashtrays and wraps. Expect to be fully spent by Q1 2020.
2019	5121990901	Cigarette Butt Receptacle	50,000	9,042	-	40,958	18.1%	J. McCormick	Funds used to purchase receptacles for cigarette litter pilot. Remaining funds to be used to purchase additional receptacles following the result of the pilot. Remaining funds to be spent by end of 2020.
2019	5121991000	Glanbrook Landfill Capital Improvement Program	418,000	126,402	203,511	88,088	78.9%	R. Conley	Planning and designing the relocation of an existing creek to prepare for waste receipt in Stage 4. Work has begun in 2019 and will continue through 2020.

City of Hamilton Capital Projects Status Report - Public Works Tax Supported Projects
As of December 31, 2019

YEAR APPROVED	PROJECT ID	DESCRIPTION	APPROVED BUDGET (\$)	ACTUAL EXPENDITURES (\$)	PO COMMITMENTS (\$)	AVAILABLE BALANCE (\$) d = a - b - c	% COMPLETE e = (b+c) / a	Project Manager	STATUS EXPLANATION as of December 31, 2019
			a	b	c	d	e		
2019	5121992000	Closed Landfill Maintenance & Capital Improvement	357,700	-	92,295	265,405	25.8%	C. McCausland	Appropriation in progress to transfer committed funds to project 5122092000 (Closed Landfill Maint&Cap Imp for 2020). 2019 Budget WIP funded in 2020 budget. Will close once appropriation is processed.
2019	5121993000	Maintenance & Capital Improvements to the Resource Recovery Centre (RRC) Program	278,000	199,148	9,437	69,415	75.0%	S. Hembruff	Project will extend into Q1 2020 as this work will assess any new security camera requirements for the site.
2019	5121994000	Transfer Station/CRC Maintenance & Improvement Program	268,000	72,491	-	195,509	27.0%	S. Hembruff	These funds will cover routine maintenance of scale decks, bunker walls, railings etc. at the CRCs and transfer stations. Funds will also be used to rectify any maintenance that the City is required to perform based on the end of the current contract.
2019	5121994920	Environmental Services Legislative Compliance Program	185,000	97,767	-	87,233	52.8%	A. Storey	Appropriation to transfer balance to 2020 project pending.
Total Waste Management			17,738,201	10,454,342	2,632,498	4,651,361	73.8%		

Open Space Development

2007	4400756755	Joe Sams Park Phase 2 Development	3,665,000	3,631,115	66,463	(32,578)	100.9%	C. Graham	Scope in 2020 includes pathway design and construction to connect parking lot on Centre Road to new gazebo area.
2008	4400856600	Olmstead Natural Open Space	1,374,600	1,335,518	24,594	14,488	98.9%	C. Graham	Park construction is complete. Pending PO transfer to 4401956600 (Olmstead Open Space-Monitoring), and appropriation of remaining funds to 4401556503 (Heritage Green Sports Pk Ph II).
2010	4401056060	Open Space Replacement Strategy - East Mountain Trail	1,536,000	1,247,207	21,483	267,310	82.6%	C. Graham	Portion of the trail through Central Park subdivision as part of the development process. Funds to be repaid through a PDFA. Anticipate construction in 2020.
2010	4401056090	Johnson Tew Park	1,345,200	1,306,798	-	38,402	97.1%	C. Graham	Appropriation to move balance to 4401956921 (Johnson Tew Planting) in progress.
2010	4401056127*	Churchill Park-Soccer Field & MP	2,378,690	1,489,805	76,962	811,924	65.9%	C. Graham	Phase 1 of park construction is complete. Remaining funds to be used towards the design and construction of phase 2.
2012	4401256126	Shaver Neighbourhood Park Development	1,832,067	1,649,933	96,959	85,176	95.4%	C. Graham	Trail construction complete, but pending holdback release, monitoring and warranty. Swings to be added to the playground area in 2020.
2012	4401256520	Gage Park Redevelopment - Walkway Lighting and Paving	3,173,416	2,833,255	95,165	244,996	92.3%	C. Graham	Remaining 3 entry features to be designed in 2020, with a goal to begin construction in 2020. Future work to continue to implement the masterplan from 2010 under a new project id.
2012	4401256801	Green Millen Shore Estates Waterfront	778,000	704,480	-	73,520	90.6%	C. Graham	Project is complete. Appropriation to Heritage Green Phase 2 (4401556503) in progress.
2013	4401356107	Cherry Beach Lakefront Park	3,162,100	2,885,510	218,486	58,104	98.2%	C. Graham	Consultant is working with DFO staff to meet permit requirements. Changing water level conditions has affected permit timing.
2013	4401356124	William Connell Community Park	5,830,000	5,280,251	1,616,627	(1,066,878)	118.3%	C. Graham	Work ongoing to address deficiencies in phase 1. Work to continue into Q2 2020. Project deficit will be addressed at project completion through PO closures.
2013	4401356541	Borers Creek Trail Link	774,000	780,301	-	(6,301)	100.8%	C. Graham	Project is complete. Appropriation of funds to facilitate project closure in progress.

**City of Hamilton Capital Projects Status Report - Public Works Tax Supported Projects
As of December 31, 2019**

YEAR APPROVED	PROJECT ID	DESCRIPTION	APPROVED BUDGET (\$)	ACTUAL EXPENDITURES (\$)	PO COMMITMENTS (\$)	AVAILABLE BALANCE (\$) d = a - b - c	% COMPLETE e = (b+c) / a	Project Manager	STATUS EXPLANATION as of December 31, 2019
			a	b	c	d	e		
2013	4401356801	Confederation Park - Sports Park Development	11,539,185	8,188,060	1,725,058	1,626,066	85.9%	C. Graham	Phase 1 work to be completed in Spring 2020. Coordinating works for phases 2, 3, and North Service Road improvements.
2013	4401356002*	Beasley Park Rehabilitation	2,232,008	2,137,824	37,409	56,774	97.5%	C. Graham	Monitoring of off site storm water flow by engineering consultant to determine source of heaving. Anticipate work to correct this in the spring or summer 2020, once the scope is determined. Future work to complete park redevelopment.
2014	4401456009	Mount Hope Park Redevelopment	1,716,030	1,680,138	20,427	15,465	99.1%	C. Graham	Ongoing work required to correct drainage at baseball and fitness area underway with completion in Q2. Pending appropriation from 4401556512 (Glanbrook Hills Parks).
2014	4401456102	2555 Creekside	308,905	104,093	-	204,812	33.7%	C. Graham	Councillor funded initiative to provide concrete paving surface for accessibility in 2020.
2014	4241409341*	Pipeline Master Trail Plan	830,000	401,087	38,929	389,984	53.0%	C. Graham	Design work for trail from Brampton to Grace being finalized. Encroachments to be addressed prior to construction start for critical areas. 2020 work also includes review of improvements required in existing trail area from Ottawa to Strathearne.
2014	4401456401*	Parkland - Stadium Precinct	12,418,475	9,477,655	430,899	2,509,921	79.8%	C. Graham	Concept plan complete, and 2020 work will focus on detailed design and Risk Assessment approvals. Construction in future years.
2015	4401556503	Heritage Green Sports Pk Ph II	1,445,600	967,645	37,100	440,855	69.5%	C. Graham	Grading and stormwater run-off design being finalized in Q1 2020. Anticipate tender in Q2 for summer construction.
2015	4401556504	Trails Master Plan Update	373,300	345,742	5,951	21,607	94.2%	C. Graham	Trail initiatives evaluated every year for priority and budgeting. In 2020, working on Trail initiative 10-5 design.
2015	4401556506	Vincent Massey Park Development	624,000	571,745	-	52,255	91.6%	C. Graham	Drainage work to be completed in spring 2020.
2015	4401556510	Dundas Valley HS Soccer	281,400	31,478	-	249,922	11.2%	C. Herstek	Negotiations were not successful. Project to close for next report.
2015	4401556512	Glanbrook Hills Park	780,000	736,459	-	43,541	94.4%	C. Graham	Project complete. Appropriation of funds to Mount Hope Park (4401456009) in progress.
2015	4401556511*	Nash Orchard Park	18,646	10,367	-	8,279	55.6%	C. Graham	Pre-design work complete, but residential area is not developed enough to proceed with design and construction.
2015	4401556514*	St Christopher's Park	230,000	160,131	6,500	63,369	72.4%	C. Graham	Park work is complete, pending final invoice payments and PO closure.
2016	4401649620	Confederation Park - Wild Waterworks - Creation of a Master Plan for the Waterpark - HCA Lead	200,000	163,356	38,804	(2,160)	101.1%	C. Graham	HCA Lead. Funds are for visioning and required capital improvements to assist with revenue of the Waterpark. Will be used to fund in part the work required at Little Squirt Works. Anticipated completion in 2020.
2016	4401656605	Upper Stoney Creek Splash Pad #2	836,510	812,770	-	23,740	97.2%	C. Graham	To be closed in next report.
2016	4401656802	Beach Park Development Program	100,000	20,000	-	80,000	20.0%	C. Graham	Ongoing program. Funded through Beach Reserve at Councillor's request. For use at Councillor's discretion.
2016	4401656603*	Sam Lawrence Park	420,000	270,407	35,042	114,552	72.7%	C. Graham	Final report being prepared, and anticipate staff report to Committee in Q2 2020. Future works for construction.
2017	4401756612	Up Country Ests Proposed Pk DB	567,000	71,310	495,313	377	99.9%	C. Graham	Park work nearing completion. Repayment of developer to build park in Waterdown.
2017	4401756701	North Wentworth Pk Lands Exp	350,000	35,000	-	315,000	10.0%	C. Graham	Ongoing work to expand Mars Park though parkland purchase and dedication from industrial subdivision.

City of Hamilton Capital Projects Status Report - Public Works Tax Supported Projects
As of December 31, 2019

YEAR APPROVED	PROJECT ID	DESCRIPTION	APPROVED BUDGET (\$)	ACTUAL EXPENDITURES (\$)	PO COMMITMENTS (\$)	AVAILABLE BALANCE (\$) d = a - b - c	% COMPLETE e = (b+c) / a	Project Manager	STATUS EXPLANATION as of December 31, 2019
			a	b	c	d	e		
2017	4401756702	Fallen Firefighter's Memorial	125,000	64,151	43,812	17,037	86.4%	C. Graham	Detailed design work ongoing, and communication ongoing with Councillors and Fire Fighters for funding and timing of construction.
2017	4401756703	Mountain Brow Path	241,000	177,208	28,858	34,934	85.5%	C. Graham	Project coordinated with road improvement works and to be tendered together.
2017	4401756710	Valley Prk-Skateboard Prk	100,000	136	-	99,864	0.1%	C. Graham	Detailed design underway for tendering in 2020, and construction anticipated in 2020.
2017	4401756718	Ancaster Meadows Pk (Proposed)	765,000	762,460	276	2,263	99.7%	C. Graham	Tiffany Hills Park is the new name. Construction is complete, and in warranty period. Pending PO closure.
2017	4401756802	Beach Park Dev Program	100,000	-	-	100,000	0.0%	C. Graham	Ongoing program. Funded through Beach Reserve at Councillor's request. For use at Councillor's discretion.
2017	4401756824	William Connell Community Park	950,000	713,330	429,738	(193,068)	120.3%	C. Graham	Structural Design and public consultation continuing for the Albion Falls south viewing platform. Construction funding required in future years. Approvals required.
2017	4401756706*	Roxborough Park ReDev & Design	91,000	57,559	20,928	12,514	86.2%	C. Graham	Detailed design is complete. Waiting on contribution of construction funding through development.
2017	4401756907*	Century Street Park	330,000	182,252	152,702	(4,954)	101.5%	C. Graham	Project construction ongoing. Anticipate substantial completion in Spring 2020.
2018	4401855801	Emergency Shoreline Study	340,000	258,955	23,190	57,855	83.0%	C. Graham	Shoreline study complete, and report went to committee in November 2019. Consultant to provide staff with site monitoring training in 2020.
2018	4401856127	Churchill Park Phase 2	50,000	10,631	-	39,369	21.3%	C. Graham	Public consultation to review phase 2 scope in Spring 2020. Construction anticipated in 2020 and in future for completion of the masterplan.
2018	4401856300	Parkside Hills	163,355	97,375	-	65,980	59.6%	C. Graham	Land exchange still pending, and developer required to complete minimum park development requirements (grading, fencing, grass). Park development will proceed after that is complete. Appropriation to transfer funds to Heritage Green (4401556503) in progress.
2018	4401856601	Legislated Monitoring	89,900	35,077	25,125	29,698	67.0%	K. Bunn	Ongoing including species at risk overseen by Parks Operations.
2018	4401856802	Beach Park Development	100,000	35,000	-	65,000	35.0%	C. Graham	Ongoing program. Funded through Beach Reserve at Councillor's request. For use at Councillor's discretion.
2018	4401856803	RHV Trails Mstr Plan The Nest	300,000	63,782	-	236,218	21.3%	C. Graham	Joint Stewardship Board has progressed on this project. Design work underway, and construction anticipated in 2020 pending permit approvals.
2018	4401856804	Highbury Meadows North Park	80,000	17,008	-	62,992	21.3%	C. Graham	Waiting on the development in the area to advance to facilitate this park construction.
2018	4401856805	Cline Park Redevelopment	60,000	41,471	8,719	9,810	83.6%	C. Graham	Tender anticipated in Q2 2020, and construction to follow.
2018	4401856806	BookjansW PropPrk-AncasterGlen	600,000	572,508	16,375	11,117	98.1%	C. Graham	Park is substantially complete, and pending payment of invoices.
2018	4401856812	Spencer Creek Estates (14)	60,000	12,756	4,719	42,525	29.1%	C. Graham	2020 Construction of small neighbourhood park.
2018	4401856813	Chedoke Falls Viewing Study	60,000	55,312	1,680	3,008	95.0%	C. Graham	Studies related to environmental conditions at the waterfall locations being finalized in early 2020.

City of Hamilton Capital Projects Status Report - Public Works Tax Supported Projects
As of December 31, 2019

YEAR APPROVED	PROJECT ID	DESCRIPTION	APPROVED BUDGET (\$)	ACTUAL EXPENDITURES (\$)	PO COMMITMENTS (\$)	AVAILABLE BALANCE (\$) d = a - b - c	% COMPLETE e = (b+c) / a	Project Manager	STATUS EXPLANATION as of December 31, 2019
			a	b	c	d	e		
2018	4401856815	Caterini Park (Binbrook)	477,000	407,195	68,890	915	99.8%	C. Graham	Final deficiencies to be corrected, anticipate final payments in Q2 2020 once these are corrected.
2018	4401856817	Fifty Road Parkette Redev	700,000	160,343	2,123	537,534	23.2%	C. Graham	Project is now DMAF funded. Appropriate funds as approved in 2020 capital budget. Will close project.
2018	4401856819	Waterfalls Viewing	362,500	236,220	106,866	19,414	94.6%	C. Graham	Structural Design and public consultation continuing for the Albion Falls south viewing platform. Construction funding required in future years. Approvals required.
2018	4401856820	Waterford Park	241,550	29,895	91,587	120,068	50.3%	C. Graham	Construction of this park anticipated in 2020. Detailed design underway.
2018	4401856910	John St N & Rebecca Land Acq	1,550,000	881,659	268,423	399,918	74.2%	C. Graham	Remediation work is completed, pending final payments. Real estate taking future lead on property purchases.
2018	4401858800	Skatepark Facility - Rec Study	227,000	114,166	6,055	106,779	53.0%	C. Graham	Construction at Valley Park in 2020.
2018	4411806201	Central Park Redevelopment	1,647,000	350,167	-	1,296,833	21.3%	G Norman	Detailed design for redevelopment of park complete but waiting for final grades of soil cap and other remediation requirements. Project 5121692001 (Central Park Remediation) to be tendered together in Q2 2020.
2018	4241809102*	Victoria Park Com Gardens	145,000	95,195	30,149	19,655	86.4%	C. Graham	Work is substantially complete. Keep open pending holdback release and PO closure. Available funds to go back to Ward 1 area rating once PO closure is complete.
2018	4241809401*	Crown Point East Parkette	377,880	369,321	8,473	86	100.0%	C. Graham	Park construction substantially complete. Keep open pending confirmation of deficiency corrections and PO closure.
2018	4241809801*	GarthReservoir-WilmConnell Prk	200,000	126,043	40,195	33,762	83.1%	C. Graham	Design work for future park phase 1 ongoing. Preparing for tender-ready drawing set for future construction pending funding.
2018	4401856615*	John St N Rebecca Master Plan	3,257,600	3,093,181	159,276	5,143	99.8%	C. Graham	Project substantially complete, and open to the public. Warranty period underway. Keep open pending holdback release.
2018	4401856811*	Cross of Lorraine-Restoration	10,000	-	-	10,000	0.0%	C. Graham	Councillor led initiative. Waiting for confirmation of scope and direction.
2018	4401856900*	Bruce Park Spraypad	670,000	567,028	60,599	42,373	93.7%	C. Graham	Construction is complete, with holdback to be released and PO to be closed once final payment is made.
2019	4401955600	Parks Testing and Reporting	50,000	22,112	18,048	9,840	80.3%	C. Graham	Project work ongoing, final payments in 2020. keep open.
2019	4401956802	Beach Park Dev Program	100,000	9,391	-	90,609	9.4%	C. Graham	Ongoing program.
2019	4401956904	Andrew Warburton Memorial Park	150,000	42,582	105,861	1,557	99.0%	C. Graham	Design work ongoing. Anticipate early 2021 tender for 2021 construction, pending approval of construction funds.
2019	4401956906	Gatesbury Park	89,000	49,529	39,466	6	100.0%	C. Graham	Design work underway. Future funds for construction required.
2019	4401956912	Meadowlands Comm Park	65,000	35,131	23,673	6,196	90.5%	C. Graham	Construction of spray pad in 2020. Future works for sun shelter anticipated.
2019	4401956922	Alexander Park Skate Park	532,000	97,040	-	434,960	18.2%	C. Graham	Public consultation anticipated for Q2 2020 to inform design of future skateboard park facility. Construction in future years.
2019	4401956925	City Hall Peace Garden	90,000	16,418	-	73,582	18.2%	C. Graham	Spring 2020 construction for beautification of the Peace Garden at City Hall. Heritage review complete. Tender anticipated in Q2 2020.

City of Hamilton Capital Projects Status Report - Public Works Tax Supported Projects
As of December 31, 2019

YEAR APPROVED	PROJECT ID	DESCRIPTION	APPROVED BUDGET (\$)	ACTUAL EXPENDITURES (\$)	PO COMMITMENTS (\$)	AVAILABLE BALANCE (\$) d = a - b - c	% COMPLETE e = (b+c) / a	Project Manager	STATUS EXPLANATION as of December 31, 2019
			a	b	c	d	e		
2019	4401956926	HAAA - Implementation of MP	171,000	31,193	-	139,807	18.2%	C. Graham	Working with Councillor's office to tie into larger consultation with neighbourhood. Consultation and design work anticipated in 2020. Future funds required for construction.
2019	4401956929	HRTMP Init7-1 LmrdgeHydroTrail	138,000	35,117	6,628	96,255	30.2%	C. Graham	Design work underway, and license agreements required with Hydro One for new trail portions. Construction in future years, pending approvals.
2019	4401956930	Citywide Shoreline Protection	30,950,000	1,283,798	841,091	28,825,112	6.9%	C. Graham	Construction ongoing at Fifty Road parkette and Confederation Beach park sites. Design work ongoing at Harbourfront Trail and anticipate design work to start at priority sites in 2020. Archaeological stage 1 to be complete in Q1 2020.
2019	4401956932	HRTMP Init15-12 MtnBrowRdLink	43,000	4,039	-	38,961	9.4%	C. Graham	Work facilitated by Growth Management through subdivision agreement. Coordinated with development of the subdivision.
2019	4401956933	HRTMP Init15-7_Hwy5-MtnBrowLnk	613,000	120,593	25,214	467,193	23.8%	C. Graham	Project coordinated with Gagesbury Park project and new development in Waterdown South area. Design work underway for portion west of Highway 5.
2019	4401956934	Chedoke Falls Viewing Implmtn	291,000	92,764	65,504	132,733	54.4%	C. Graham	Environmental studies to be completed in Q2 2020. Next step would be to review possible solutions by NEC to ensure compliance, and public consultation to begin.
2020	4401956600	Olmstead Open Space-Monitoring	50,000	9,121	-	40,879	18.2%	C. Graham	Monitoring ongoing for prairie establishment.
2021	4401956902	Red Hill Phase 3 and 4 Park	650,000	61,039	-	588,961	9.4%	C. Graham	Developer build park on First Road west, pending developer timing. Anticipate construction in 2020.
2022	4401956903	StonechurchTrail Link @Dartnall	150,000	27,749	-	122,251	18.5%	C. Graham	Anticipate tendering in Q1/Q2 2020 and construction in Summer 2020.
2023	4401956910	Ancaster Soccer Improvements	350,000	86,630	13,902	249,468	28.7%	C. Graham	NEC permit awarded and working towards tender for fall 2020 construction. Fall construction avoids impacts to play season.
2024	4401956921	Johnson Tew Planting	50,000	9,120	-	40,880	18.2%	C. Graham	Ongoing tree planting for the arboretum.
Total Open Space Development			110,122,916	60,950,189	7,826,313	41,346,415	62.5%		

West Harbour Strategic Initiatives

2012	5181206222	Setting Sail-Floating Breakwater	4,040,000	4,023,357	26,420	(9,777)	100.2%	G. Norman	Project complete. Currently resolving claims with contractor.
2013	8201355880	Implementation of Setting Sail	461,750	455,748	6,270	(268)	100.1%	G. Norman / C. Phillips	Project complete. Will close with project 4411706202 Adaptive Community Re-Use: 125 Barton St. West.
2015	4411506103	Pier 8 Sanitary PS & Forcemain	14,850,000	4,544,947	7,976,319	2,328,734	84.3%	G. Norman	Under construction.
2015	4411506104	West Harbour Draft Plan&Zoning	641,540	590,815	13,232	37,492	94.2%	G. Norman	This work is complete. Open POs to be reviewed and closed.
2015	4411506105	Pier 5-7 Marina Reconstruction	8,785,000	9,347,217	172,944	(735,161)	108.4%	G. Norman	Project complete. Variance is made up of revenues expected from RYHC and HPA per finance agreements. RHYC and HOPA have been invoiced. Need to review deferred payment from HOPA with Finance.
2015	4411506106	Marina Services & Gas Dock	1,200,000	446,752	84,467	668,781	44.3%	G. Norman	Project underway with design complete. Implementation being coordinated with HWT (Piers 5-7).
2015	4411506107	Pier5-7 Marina Shoreline Rehab	10,893,700	1,546,572	32,052	9,315,076	14.5%	G. Norman	Tender postponed until Q2 2020.
2015	4411506108	West Harbour RSC	1,633,900	1,642,584	1,749	(10,433)	100.6%	G. Norman	99% complete - Certificate of Property Use being drafted - regulations will require additional field work in 2020 as part of RSC.

City of Hamilton Capital Projects Status Report - Public Works Tax Supported Projects
As of December 31, 2019

YEAR APPROVED	PROJECT ID	DESCRIPTION	APPROVED BUDGET (\$)	ACTUAL EXPENDITURES (\$)	PO COMMITMENTS (\$)	AVAILABLE BALANCE (\$) d = a - b - c	% COMPLETE e = (b+c) / a	Project Manager	STATUS EXPLANATION as of December 31, 2019
			a	b	c	d	e		
2015	4411506109	West Harbour Site Remediation	2,182,000	1,003,786	195,390	982,825	55.0%	G. Norman	Remaining funds to be used for building demolition on piers 5-7 in 2020.
2015	4411506111	Bayfront Park Beach Study	300,000	229,298	101	70,601	76.5%	G. Norman	Study complete. Surplus funds should be used to advance investigation of alternate uses of beach area.
2015	4411506201	Central Park Master Plan	100,000	111,766	2,341	(14,108)	114.1%	G. Norman	Design complete. Variance to be resolved in 2020 with transfer from park construction account.
2016	4411606001	CHH Site Servicing Study (Jamesville)	120,000	15,453	-	104,547	12.9%	G. Norman	Contractual Negotiation Stage is ongoing and expected to be complete by the end of June 2020. Planning approvals stage to begin by the end of Q2 2020.
2016	4411606002	Real Estate Disposition Process	964,200	628,711	38,498	296,991	69.2%	G. Norman	DA negotiations ongoing simultaneously with LPAT Settlement. Planning approvals to begin by Q3 2020. Report PED1919(b) approved disposition of the Piers 6&7 development blocks for sale to private sector; expected to start Q3 2020 with closing by Q4 2020.
2016	4411606003	Community Engagement Imp.	460,000	281,902	17,486	160,612	65.1%	G Norman / C. Phillips	Program activities are ongoing throughout implementation of construction for Piers 5-8. WHD Sub-Committee approved plan (PED19191(a)) values at \$40k, for temp. animation of the Piers 6, 7 & 8 lands for Spring-Fall 2020. Service provider will be identified by end of Mar. 2020.
2016	4411606004	Marketing Communication Imp.	450,000	106,994	13,078	329,928	26.7%	G. Norman	Program ongoing to support all projects on Piers 5-8.
2016	4411606101	Pier 6-8 Servicing Design	1,060,000	813,335	239,598	7,067	99.3%	G. Norman	Finalizing electrical design.
2016	4411606102	Pier 5-7 Boardwalk	3,344,300	50,263	39,589	3,254,449	2.7%	G. Norman	Project delayed. Expect to start in September 2020.
2016	4411606103	Pier 6 Artisan Village (CAN150)	1,191,900	23,981	57,947	1,109,972	6.9%	G. Norman	Portion of project to be delivered by HWT in 2020, remainder to be managed by City starting in 2021 (design) and construction (2022+).
2016	4411606104	Pier 7 Commercial Village	3,095,100	95,441	157,501	2,842,158	8.2%	G. Norman	Project delayed. Expect tender in Q4 2020.
2016	4411606105	Pier 8 Shorewall	16,495,000	15,589,814	924,198	(19,012)	100.1%	G. Norman	Project complete and under warranty. Finalize PO in 2020 and possibly close.
2016	4411606106	Pier 8 Promenade	8,010,000	984,013	-	7,025,987	12.3%	G. Norman	Tendered. Closes late Jan 2020.
2016	4411606111	Bayfront Park Beach Rehab	280,000	84,053	-	195,947	30.0%	G. Norman	Implementation on hold. Alternative use options to be considered in 4411506111 Bayfront Park Beach Study.
2016	4411606201	Bar-Tiff Site Remediation	1,350,000	143,628	13,215	1,193,157	11.6%	G. Norman	Phase 1 ESA complete. Additional study (Phase 2) not being pursued. \$1M WIP funded to 4412006105 Pier 8 - Utilities as part of 2020 capital budget.
2016	4411606202	Bar-Tiff Site Servicing Study	180,000	32,362	-	147,638	18.0%	G. Norman	MOU and negotiations with identified Film Studio development partner is ongoing. Report back to Council expected in Q3 2020.
2016	5121692001	Central Park Remediation	4,900,000	491,392	735,801	3,672,807	25.0%	G. Norman	RMMs to being refined through design. To be finalized in Q1 2020.
2017	4411706101	Pier 6-8 Servicing Constrn	9,559,500	2,208,328	6,455,693	895,480	90.6%	G. Norman	Under construction.
2017	4411706102	Pier 8 Park	1,419,300	273,228	44,918	1,101,154	22.4%	G. Norman	Project postponed to late Q3 / early Q4 start to allow for temporary animation of this area in summer 2020.
2017	4411706103	Bayfront Park Upgrades Ph 1	500,000	22,190	-	477,810	4.4%	G. Norman	Delay project until final cost estimates developed for Piers 5-7. If funding required, then this project should be considered for deferral.

City of Hamilton Capital Projects Status Report - Public Works Tax Supported Projects
As of December 31, 2019

YEAR APPROVED	PROJECT ID	DESCRIPTION	APPROVED BUDGET (\$)	ACTUAL EXPENDITURES (\$)	PO COMMITMENTS (\$)	AVAILABLE BALANCE (\$) d = a - b - c	% COMPLETE e = (b+c) / a	Project Manager	STATUS EXPLANATION as of December 31, 2019
			a	b	c	d	e		
2017	4411706104	Artisan Village Design Study	110,000	59,177	41,847	8,976	91.8%	G. Norman	Project underway by HWT.
2017	4411706105	WH Parking Garage Feasibility	300,000	13,314	-	286,686	4.4%	G. Norman	RFP possibly in 2020. Waiting for outcome of Pier 8 Development Agreement.
2017	4411706201	Bar-Tiff Real Est Solicitation	200,000	-	-	200,000	0.0%	G. Norman	MOU and negotiations with identified Film Studio development partner is ongoing. Report back to Council expected in Q3 2020.
2017	4411706202*	Adaptive Comm Re-use 125 Barton St. W	800,000	816,606	1,643	(18,249)	102.3%	G. Norman / R. Ellis	Project complete, except for parking areas to be finished in spring 2020.
2018	4411806102	Macassa Bay Shoreline Improv	450,000	135,832	6,625	307,543	31.7%	G. Norman	RFP for functional design intended release in 2020.
2018	4411806103	Macassa Bay Boardwalk Trail	350,000	20,744	-	329,256	5.9%	G. Norman	RFP for functional design intended release in 2020.
2018	4411806104	West Harbour Public Art	710,000	68,487	388,296	253,217	64.3%	G. Norman	Winning artist named. Project underway with installation in 2021.
2018	4411806105	Police Marine Facility Replac	600,000	616,578	11,628	(28,206)	104.7%	G. Norman	Interim facility completed and occupied. Interim docks in place. Will finalize POs and close in 2020.
2018	4411806106	James St CSO Tank overflow pipe	375,000	34,331	6,805	333,864	11.0%	G. Norman	To be implemented with Piers 5-7 phase 1.
2018	4411806202	Central Neighbourhood Park	3,890,000	188,054	3,597,356	104,590	97.3%	G. Norman	Awarded. Construction underway in Q1 2020.
Total West Harbour Initiative			106,252,190	47,741,054	21,303,005	37,208,130	65.0%		

Energy Initiatives

2014	7901448406	Ice Plant Optimization Arenas	425,000	63,910	-	361,090	15.0%	M. Carson	Consulting and working on proposal. Tendering in Q2, 2020.
2016	7901641600	Hamilton Place LED Light	590,000	440,042	-	149,958	74.6%	M. Carson	Project phase 1 complete. Phase 2 cancelled. Final invoicing has been paid. Incentives have been received. Savings to be provided to Finance. Project Closeout in Q1 2020. Remaining balance returned to Enterprise Reserve 112243.
2016	7901641604	Aquatic Centres Ext LED Light	106,000	96,655	-	9,345	91.2%	M. Carson	Final invoicing has been paid. Final incentive to be received. Saving to be provided to Finance. Project Closeout in Q1 2020. Remaining balance returned to Enterprise Reserve 112243.
2016	7901641605	Valley Park LED Light	195,560	126,268	-	69,292	64.6%	M. Carson	Final invoicing paid and incentives have been received. Providing savings to Finance. Closeout Q1, 2020. Remaining balance returned to Energy Reserve 112272.
2016	7901641606	Ice Arena LED Light	1,221,000	1,151,417	-	69,583	94.3%	M. Carson	Project complete and 95% of incentives have been received. Savings to be provided to Finance. Project Closeout in Q1 2020. Remaining balance returned to Enterprise Reserve 112243.
2016	7901641609	Macassa BAS Upgrade	60,000	5,587	-	54,413	9.3%	F. Jilani	Awaiting budgetary approval to proceed with a revised scope of work.
2019	7901941900	Traffic Operations Centre - LED lighting Upgrade	60,000	-	36,542	23,458	60.9%	F. Jilani	This project's SoW was combined with 2 other sites (namely Forestry Garage and Wentworth Ops). Estimated project completion by end of Q1 2020.
2019	7901941901	Wentworth Ops Ctr-LED Upgrade	30,000	-	6,930	23,070	23.1%	F. Jilani	Combined with Traffic Ops Centre LED upgrade SoW. Estimated project completion by end of Q1 2020.
2019	7901941902	Lister Blk-LED Lighting Upgrade	125,000	-	49,999	75,001	40.0%	F. Jilani	Construction to kick start in the new year with an expected project completion date of Q1 2020.
2019	7901949000	Solar Wall-Pinky Lewis RecCtr	117,000	-	-	117,000	0.0%	M. Carson	Proposal received from consultant and under review. Tendering in Q2 2020.

City of Hamilton Capital Projects Status Report - Public Works Tax Supported Projects
As of December 31, 2019

YEAR APPROVED	PROJECT ID	DESCRIPTION	APPROVED BUDGET (\$)	ACTUAL EXPENDITURES (\$)	PO COMMITMENTS (\$)	AVAILABLE BALANCE (\$) d = a - b - c	% COMPLETE e = (b+c) / a	Project Manager	STATUS EXPLANATION as of December 31, 2019
			a	b	c	d	e		
Total Energy Initiative			2,929,560	1,883,879	93,472	952,210	67.5%		
Fleet									
2014	4941451003	Restoration - Fleet Fuel Sites	1,340,000	1,033,401	393,129	(86,530)	106.5%	A. Fletcher / J. Sheen	Final construction invoice has not been received. Expect final invoice by Q1 2020. Will perform monitoring delineation plan at Gage Park decommissioned fuel site and close project.
2017	4941751001	Shop Equipment Replacement	100,000	63,670	9,750	26,581	73.4%	J. Ellis / A. Fletcher	Remaining funds to partially fund fuel site repairs to Dundas Yard location. Currently developing specifications. Projected completion in Q4 2020
2017	4941751100	Fleet Vehicle&Equipment Replace Program	7,816,780	7,843,172	-	(26,392)	100.3%	T. Kagianis	Final order received and payment processed. Project will be closed. Balance is zero. Note: Negative balance is a result of recorded revenues received from sale of vehicles. The revenue is offset by a credit to the reserve however the expenses are compared to the approved budget therefore resulting in a negative balance.
2018	4941851001	Shop Equipment Replacement	102,000	11,583	90,028	388	99.6%	J. Ellis / A. Fletcher	On schedule for completion in 2020.
2018	4941851100	Fleet Vehicle&Equipment Replace Program	7,272,350	4,458,995	2,704,677	108,678	98.5%	T. Kagianis	Scheduled for completion end of 2020.
2019	4941951001	Shop Equipment Replacement	226,700	19,965	75,500	131,235	42.1%	J. Ellis	Scheduled for completion end of 2021.
2019	4941951004	Street Sweeper Purchase	728,500	-	728,500	-	100.0%	T. Kagianis	PO issued. Expected delivery is Q2 2020.
2019	4941951100	Fleet Vehicle&Equipment Replace Program	9,243,030	4,190,630	2,844,687	2,207,713	76.1%	T. Kagianis	Scheduled for completion end of 2021.
Total Fleet			26,829,360	17,621,416	6,846,272	2,361,673	91.2%		
Facilities									
2013	3541349003	Backflow Prevention-Facilities	2,003,000	1,559,258	328,954	114,788	94.3%	C. McKay / K. Zukauskas	Ongoing backflow installation into 2019-2021 in priority sequence. Target financial close in 2022.
2013	3541351005	Generator BlackOut Testing	282,000	274,077	2,230	5,693	98.0%	T. Briatico	Work complete. Financial close anticipated in 2020, once commitments have cleared.
2013	4401356800	Bayfront Park Work Yard	436,000	422,014	34,443	(20,457)	104.7%	R. Ellis	Project entering construction phase in 2020 under different PID. Financially, project to be reconciled and closed, surplus to be transferred to newer/ active PID 7101841800 (Prks North Yrd at Bayfront Prk) once commitments close.
2014	3541441401	POA Administration Offices	37,387,998	36,768,414	790,843	(171,259)	100.5%	L. Nelson / J. Warner	Grand Opening occurred September 13, 2018. Financial close in 2020/2021, once commitments have cleared.
2014	3541441910	RCMP Lease-Capital Replacement	434,000	434,000	2,020	(2,020)	100.5%	T. Briatico	Works ongoing. Expected financial close in 2020/2021.
2015	3541541409	Code & Legislative Compliance	450,000	437,198	16,286	(3,484)	100.8%	R. Ellis	At the financial close in 2020, once all commitments have cleared, reconciliation to Compliance Program will be done before closing.
2015	3541541510	Control Ctre & Automation Upgr	372,000	456,309	-	(84,309)	122.7%	R. Ellis	Complete. Deficit to be reconciled in a closing report in 2020.
2016	3541641010	Facility Upgrades Libraries	312,000	241,598	12,002	58,400	81.3%	R. Ellis	Once commitments clear on annual program, then reconciliation will be done with annual program to fund ongoing priorities before closing.
2016	3541641013	Firestations Facility Upgrade	363,121	196,433	41,152	125,536	65.4%	R. Ellis	Fire station facilities renewals ongoing in 2020.

City of Hamilton Capital Projects Status Report - Public Works Tax Supported Projects
As of December 31, 2019

YEAR APPROVED	PROJECT ID	DESCRIPTION	APPROVED BUDGET (\$)	ACTUAL EXPENDITURES (\$)	PO COMMITMENTS (\$)	AVAILABLE BALANCE (\$) d = a - b - c	% COMPLETE e = (b+c) / a	Project Manager	STATUS EXPLANATION as of December 31, 2019
			a	b	c	d	e		
2016	3541641402	MTC - CNG Facility Upgrades	1,309,000	1,344,117	-	(35,117)	102.7%	R. Ellis	Construction complete. Targeting financial close in 2020/2021 once commitments clear.
2016	3541641409	Code & Legislative Compliance	720,000	607,875	109,803	2,322	99.7%	R. Ellis	At the financial close in 2020, once all commitments have cleared, reconciliation to Compliance Program will be done before closing.
2016	3541641412	Roof Management Program	920,000	816,185	44,592	59,222	93.6%	R. Ellis	Roof Management works ongoing in 2020.
2016	3541641532	Facility Capital Maintenance	250,000	228,801	5,769	15,430	93.8%	R. Ellis	Financial close in 2020. Will reconcile against annual program.
2016	3541641601	Animal Control Facility Design	75,000	70,421	-	4,579	93.9%	R. Ellis	To be closed in the next Closing Report.
2016	3541641602	Ancaster Memorial Arts & Cultural Centre	22,015,000	3,525,957	17,993,365	495,679	97.7%	R. Ellis	Construction began in fall 2019 and ongoing through 2020 and into 2021.
2016	3541641631	Facilities Security Program	150,000	139,660	3,100	7,240	95.2%	R. Ellis	Ongoing security work in 2020. Will reconcile against annual program.
2016	3541641638	Overhead Door Replacement Program	100,000	45,630	-	54,370	45.6%	R. Ellis	Overhead Door Replacements ongoing in 2020.
2016	3541641648	Parking Lot Rehabilitation	250,000	199,118	69,334	(18,453)	107.4%	R. Ellis	Parking lot rehabilitations in multiple locations complete and underway. Design & construction ongoing into 2020/2021.
2016	3541641910	RCMP-Lease-Capital Replacement	210,000	97,628	11,115	101,257	51.8%	R. Ellis	Works ongoing. Expected financial close in 2020/2021.
2016	3541655001	Yard Capital Renewal Program	292,190	248,436	64,656	(20,903)	107.2%	R. Ellis	Work at yards ongoing into 2020. Once commitments clear on annual program, then reconciliation to annual program will be done before closing. Targeting 2020/2021 for financial close.
2016	3541657001	Archibus-Facility Maintenance	50,000	50,041	-	(41)	100.1%	R. Ellis	To be closed in the next Closing Report.
2017	3541741010	Facility Upgrades Libraries	81,000	90,704	10,764	(20,469)	125.3%	R. Ellis	To be closed in the next Closing Report.
2017	3541741013	Firestations Facility Upgrade	150,000	61,978	5,074	82,949	44.7%	R. Ellis	Fire station facilities renewals ongoing in 2020.
2017	3541741409	Code & Legislative Compliance	511,000	620,716	83,970	(193,686)	137.9%	R. Ellis	Compliance capital works ongoing in 2020. Deficit to be reconciled with annual program.
2017	3541741412	Roof Management Program	671,800	572,934	22,752	76,114	88.7%	R. Ellis	Roof Management works ongoing in 2020.
2017	3541741532	Facility Capital Maintenance	733,966	842,180	17,039	(125,253)	117.1%	R. Ellis	Financial close in 2020. Will reconcile against annual program.
2017	3541741603	Central Library Window Replacement	3,776,000	3,525,037	19,896	231,066	93.9%	R. Ellis	Phase 3 of windows complete. Financial close targeting in 2020/2021, pending PO closure.
2017	3541741604	Binbrook Town Hall Skylights	250,000	247,739	10,511	(8,250)	103.3%	R. Ellis	To be closed in the next Closing Report.
2017	3541741605	HAMILTON Sign	-	295,301	1,315	(296,616)	N/A	R. Ellis	To be closed in the next Closing Report.
2017	3541741631	Facilities Security Program	100,000	48,074	-	51,926	48.1%	R. Ellis	Ongoing security work in 2020. Will reconcile against annual program.
2017	3541741648	Parking Lot Rehabilitation	195,300	151,698	-	43,602	77.7%	R. Ellis	Parking lot rehabilitations in multiple locations complete and underway. Design & construction ongoing into 2020/2021.
2017	3541755001	Yard Capital Renewal Program	200,000	189,036	-	10,964	94.5%	R. Ellis	Work at yards ongoing into 2020. Once commitments clear on annual program, then reconciliation to annual program will be done before closing. Targeting 2020/2021 for financial close.
2017	3541755700	Downtown Office Accommodation	100,000	50,499	-	49,501	50.5%	R. Ellis	Ongoing through 2020 implementation.
2017	3541757001	Archibus-Facility Maintenance	100,000	76,136	-	23,864	76.1%	R. Ellis	Ongoing through 2020.
2018	3541841010	Facility Upgrades Libraries	20,000	14,133	-	5,867	70.7%	R. Ellis	Library renewals ongoing in 2020.
2018	3541841013	Firestations Facility Upgrade	350,000	49,710	71,813	228,477	34.7%	R. Ellis	Fire station facilities renewals ongoing in 2020.
2018	3541841123	Ancaster Tennis Bubble	60,000	37,894	-	22,106	63.2%	R. Ellis	Project currently in design (Site Plan process). Project led by ATC.

City of Hamilton Capital Projects Status Report - Public Works Tax Supported Projects
As of December 31, 2019

YEAR APPROVED	PROJECT ID	DESCRIPTION	APPROVED BUDGET (\$)	ACTUAL EXPENDITURES (\$)	PO COMMITMENTS (\$)	AVAILABLE BALANCE (\$) d = a - b - c	% COMPLETE e = (b+c) / a	Project Manager	STATUS EXPLANATION as of December 31, 2019
			a	b	c	d	e		
2018	3541841409	Facilities Code & Compliance	181,000	203,513	16,921	(39,433)	121.8%	R. Ellis	Once commitments clear on annual program, then reconciliation to annual program will be done prior to closing. Targeting 2020 financial close.
2018	3541841412	Roof Management Program	720,000	642,525	1,863	75,613	89.5%	R. Ellis	Roof Management works ongoing in 2020.
2018	3541841532	Facility Capital Maintenance	359,024	357,448	6,004	(4,427)	101.2%	R. Ellis	Financial close in 2020. Will reconcile against annual program.
2018	3541841631	Facilities Security	150,000	910	-	149,090	0.6%	R. Ellis	Ongoing security work in 2020. Will reconcile against annual program.
2018	3541841648	Parking Lot Rehabilitation	350,000	355,607	-	(5,607)	101.6%	R. Ellis	To be closed in the next Closing Report.
2018	3541841801	Rymal Yard Building Repairs	300,000	308,421	-	(8,421)	102.8%	R. Ellis	To be closed in the next Closing Report.
2018	3541841910	Stoney Creek City Hall -RCMP	210,000	92,595	-	117,405	44.1%	R. Ellis	Ongoing through 2020.
2018	3541849003	Backflow Prevention Various	700,000	283,661	278,452	137,886	80.3%	R. Ellis	Ongoing backflow installation into 2019-2021 in priority sequence. Target financial close in 2022.
2018	3541855001	Yard Capital Renewal	150,000	110,481	-	39,519	73.7%	R. Ellis	Once commitments clear on annual program, will reconcile and then close, targeting 2020 financial close.
2018	3541855100	Facilities Audit Program	100,000	104,133	2,293	(6,426)	106.4%	R. Ellis	Once commitments clear on annual program, will reconcile and then close, targeting 2020 financial close.
2018	3541855701	ConfederationPrkFacilityAssmnt	150,000	132,718	31,028	(13,746)	109.2%	R. Ellis / L. Stasiuk	Complete. Anticipate financial close in 2020 once commitments clear.
2019	3541941013	Firestations Facility Upgrade	300,000	6,799	-	293,201	2.3%	R. Ellis	Fire station facilities renewals ongoing in 2020.
2019	3541941409	Code & Legislative Compliance	650,000	404,045	46,429	199,525	69.3%	R. Ellis	Compliance capital works ongoing in 2020.
2019	3541941412	Roof Management Program	840,000	422,945	285,010	132,045	84.3%	R. Ellis	Roof Management works ongoing in 2020.
2019	3541941532	Facility Capital Maintenance	413,000	119,701	23,935	269,364	34.8%	R. Ellis	Works ongoing in 2020. Will reconcile against annual program.
2019	3541941631	Facilities Security Program	150,000	120,138	59,650	(29,788)	119.9%	R. Ellis	Ongoing Security work in 2020. Will reconcile against annual program.
2019	3541941648	Parking Lot Rehabilitation	550,000	219,516	331,055	(570)	100.1%	R. Ellis	Parking lot rehabilitations in multiple locations complete and underway. Design & construction ongoing into 2020/2021.
2019	3541941901	Lifecycle Renew-Farmer'sMarket	550,000	56,429	16,150	477,421	13.2%	R. Ellis	Construction anticipated in late 2020/early 2021 to coordinate with program and minimize impact.
2019	3541941910	RCMP Lease-Capital Replacement	210,000	14,223	-	195,777	6.8%	R. Ellis	Works ongoing. Expected financial close in 2020/2021.
2019	3541951900	Generator ComplianceTest&Upgrd	110,000	-	-	110,000	0.0%	R. Ellis	Work in design to address generator and fuel compliance in 2020/2021. Currently in design.
2019	3541955001	Yard Capital Renewal Program	300,000	61,830	33,005	205,166	31.6%	R. Ellis	Works ongoing in 2020. Will reconcile against annual program.
2019	4241909215*	Eastwood Park Bathroom	100,000	-	-	100,000	0.0%	R. Ellis	Feasibility stage in 2020.
Total Facilities			83,223,399	59,054,578	20,904,592	3,264,230	96.1%		

Entertainment Facilities

2017	3721741600	Commonwealth Sq&Summers Ln	206,000	173,031	38,503	(5,534)	102.7%	R. Ellis	Tendered work at Summer's Lane in 2019 for construction in 2020. Collaboration with PED. Will reconcile against PID 3721741600.
2017	3721741805	HCC HP & FOC Lifecycle Renewal	922,000	975,052	40,427	(93,479)	110.1%	R. Ellis	Lifecycle renewal priorities at HCC, FOC and FOCH (formerly HP) are currently underway. Target financial close in 2020/2021 once commitments clear.
2017	3721751701	HP Audio Equipment Repair&Repl	60,000	44,270	-	15,730	73.8%	R. Ellis	Revenues may not match expenditures. Target financial close in 2020/2021.

City of Hamilton Capital Projects Status Report - Public Works Tax Supported Projects
As of December 31, 2019

YEAR APPROVED	PROJECT ID	DESCRIPTION	APPROVED BUDGET (\$)	ACTUAL EXPENDITURES (\$)	PO COMMITMENTS (\$)	AVAILABLE BALANCE (\$) d = a - b - c	% COMPLETE e = (b+c) / a	Project Manager	STATUS EXPLANATION as of December 31, 2019
			a	b	c	d	e		
2018	3721841801	Program FirstOntario Concert Hall Replacements and Renovations	313,200	227,928	-	85,272	72.8%	R. Ellis	Ongoing in 2020.
2018	3721841805	Program HCC, FOCH & FOC Lifecycle Renewal	520,300	238,894	182,273	99,133	80.9%	R. Ellis	Ongoing in 2020.
2018	3721851801	First Ontario Centre Vertical Transportation	4,300,000	2,248,466	1,265,628	785,906	81.7%	R. Ellis	Construction ongoing.
2018	3721851803	Hamilton Convention Centre Exterior Restoration Program of Courtyard, Stairwells and Elevate	2,000,000	1,364,592	667,660	(32,251)	101.6%	R. Ellis	Tender awarded. Construction ongoing in 2020 from October 2018.
2019	3721941805	HCC HP & FOC Lifecycle Renewal	539,000	78,250	82,980	377,770	29.9%	R. Ellis	Ongoing in 2020.
2019	3721949902	Expansion Joint Replacement Commonwealth Square	250,000	34,284	88,500	127,216	49.1%	R. Ellis	Ongoing in 2019 /2020.
2019	3721949901*	Summer's Lane Rehabilitation & Pedestrianization	1,950,000	44,319	-	1,905,681	2.3%	R. Ellis	Tendered work at Summer's Lane in 2019 for construction in 2020. Collaboration with PED. Will reconcile against PID 3721741600 (Commonwealth Sq&Summers Ln).
Total Entertainment Facilities			11,060,500	5,429,086	2,365,970	3,265,444	70.5%		

Recreation Facilities

2011	7101154710	Senior Centre - Waterdown	1,300,000	1,349,067	-	(49,067)	103.8%	S. Gargarello	Construction complete and facility is open. Lower Deficit anticipated. Financial close anticipated in 2020/2021. Mitigation potentially through sale of old centre.
2012	7101254201	Scott Park-New Senior Centre	23,900,000	24,528,268	185,000	(813,268)	103.4%	J. Warner	Grand Opening was December 2018. Additional costs were incurred due to poor soil conditions. Will reconcile with PID 7101649602 and close, once commitments have cleared. Funds to be allocated for Zamboni storage.
2013	7101354105	Park & Fieldhouse Retrofits	1,205,835	1,189,499	-	16,336	98.6%	L. Keermaa	Will reconcile and then close, pending land sale or alternate revenue source.
2013	7101354202*	New Dalewood Community Centre	1,900,000	1,642,784	179,757	77,459	95.9%	C. Euale	Construction complete. Waiting for commitments to clear. Project to financially close in 2020.
2014	7101454202	Waterdown Memorial Pk Ice Loop	3,340,000	3,333,568	7,456	(1,024)	100.0%	K. Berry	Construction complete. Project to financially close in 2020, pending close of commitments.
2014	7101454704	HPRC Independence from School	99,000	170,358	-	(71,358)	172.1%	C. Euale	To be reconciled with 7101854811. Financial close in 2020/2021.
2014	7101454710	SWL Rec Cntr Independence	1,648,000	1,270,993	-	377,007	77.1%	C. Euale	Construction complete. Project to close financially in 2021, following move of funds to 7101754805 through 2021 capital budget.
2015	7101541706	Recreation Centre Retrofits	218,969	219,634	78	(743)	100.3%	R. Ellis	Will close in 2020, pending PO closure.
2015	7101551501	Facility Vehicles	160,000	87,352	-	72,648	54.6%	R. Ellis	Facilities Operations completed specifications for a vehicle RFT. Some vehicles were replaced. Additional vehicle replacements anticipated in 2020.
2015	7101554506	Valley Park Community Ctr-Expn	300,000	229,642	54,553	15,805	94.7%	R. Ellis	Tender awarded and construction to start in 2020.
2015	7101554507	Chedoke Arena Roof	1,160,000	1,159,728	-	272	100.0%	R. Ellis	To be closed in the next Closing Report.
2015	7101554508	Public Use Feasibility Study	150,000	141,860	2,243	5,897	96.1%	R. Ellis	Phase 1 of the Recreation Indoor Use study presented to E & CS Committee in Q3 2016. Phase 2 was deemed necessary, ongoing in 2019-2021 and onward.

City of Hamilton Capital Projects Status Report - Public Works Tax Supported Projects
As of December 31, 2019

YEAR APPROVED	PROJECT ID	DESCRIPTION	APPROVED BUDGET (\$)	ACTUAL EXPENDITURES (\$)	PO COMMITMENTS (\$)	AVAILABLE BALANCE (\$) d = a - b - c	% COMPLETE e = (b+c) / a	Project Manager	STATUS EXPLANATION as of December 31, 2019
			a	b	c	d	e		
2015	7101554510	Dundas JLGrightmire Arena Reno	7,000,000	6,825,100	630,098	(455,198)	106.5%	R. Ellis	Construction complete. Occupancy achieved for fall 2019. Anticipate financial close in 2021.
2015	7101558501	Parkdale Outdoor Pool Redev	3,225,000	285,307	35,569	2,904,124	9.9%	R. Ellis	Design nearing completion. Construction tender targeting advertisement in 2020.
2015	7101554509*	Mohawk Track - Redesign	900,000	894,423	9,575	(3,998)	100.4%	R. Ellis	To be closed in the next Closing Report.
2016	7101641701	Program - Community Halls Retrofits	550,000	396,750	213,803	(60,553)	111.0%	R. Ellis	Deficit to be mitigated through the annual program and closure of PO's.
2016	7101649601	Bernie Arbour Stadium - Upgrades	300,000	204,654	4,549	90,797	69.7%	R. Ellis	Improvements underway and ongoing in 2019/2020.
2016	7101649602	Scott Park Precinct Ice Pad & Spray Pad Installation	2,400,000	2,226,673	221,735	(48,407)	102.0%	R. Ellis	Grand opening occurred in February 2019. Will reconcile with PID 7101254201 and close, once commitments have cleared. Funds to be allocated for Zamboni storage.
2016	7101654536	Program - Arena Retrofits	561,250	466,188	4,578	90,484	83.9%	R. Ellis	Arena projects ongoing in 2020. Once completed, will reconcile with annual program and then close. Targeting 2020 financial close.
2016	7101654603	Beverly Recreation Centre/School	1,800,000	457,194	44,809	1,297,997	27.9%	R. Ellis	HWDSB awarded the tender of Phase 1 (school) to a contractor and construction underway. COH fit-up of City's community space will follow Phase 1 HWDSB construction completion. Collaboration with HWDSB ongoing.
2016	7101654608	William Schwenger Park Washroom Facility	500,000	504,545	11,347	(15,891)	103.2%	R. Ellis	To be closed in the next Closing Report.
2016	7101654609	Greensville Recreation Centre/School	2,143,000	263,992	66,415	1,812,593	15.4%	R. Ellis	HWDSB awarded. COH construction in collaboration with HWDSB ongoing for community space (and ongoing separately, the library).
2016	7101654610	Carlisle & Beverly Arena Accessibility Upgrades & Expansion	790,000	783,081	14,675	(7,756)	101.0%	R. Ellis	Canada 150 Projects. Construction complete on time. Project will financially close in 2020.
2016	7101654611	Mt. Hope and Binbrook Hall Renovations & Accessibility Upgrades	1,920,200	1,908,179	59,778	(47,757)	102.5%	R. Ellis	Canada 150 Projects. Binbrook Memorial Hall construction was complete in Q3 2017. Mt. Hope complete in Q1 2018. Both on time. Financial close anticipated in 2020, pending closure of commitments.
2016	7101654700	Pinky Lewis Recreation Centre Expansion Project	2,169,000	2,166,294	5,320	(2,614)	100.1%	R. Ellis	Successful grand opening celebrated in July 2019. Financial close in 2021 once commitments clear.
2016	7101654702	Program - Facility Capital Maintenance	298,600	311,673	1,615	(14,688)	104.9%	R. Ellis	To be closed in the next Closing Report.
2016	7101654612*	Bobby Kerr & Trenholme Park Washroom Facilities	850,000	1,057,165	-	(207,165)	124.4%	R. Ellis	Projects completed. Amenities opened in 2018. Anticipated deficit due to tender prices, site servicing and site conditions will be mitigated through appropriation and the 2021 capital budget process for financial close in 2021.
2016	7101654802*	William Connell Park Washroom Facility	4,485,200	3,299,224	1,034,406	151,570	96.6%	R. Ellis	Construction phase 1 complete. Phase 2 of construction began after fall 2018 Council approval. Construction ongoing in 2019. Financial close anticipated in 2021/2022.
2017	3541755101	Recreation Facilities Audit Program	142,100	122,287	-	19,813	86.1%	R. Ellis	Will reconcile against annual program and then close in 2020.
2017	7101741701	Community Halls Retrofits	85,000	85,483	7,641	(8,124)	109.6%	R. Ellis	Community Halls projects ongoing in 2019. Mitigate deficit from annual program. Financial close in 2020.
2017	7101741706	Recreation Centre Retrofits	190,700	191,281	1,350	(1,931)	101.0%	R. Ellis	Will close in 2020 pending PO closure.

**City of Hamilton Capital Projects Status Report - Public Works Tax Supported Projects
As of December 31, 2019**

YEAR APPROVED	PROJECT ID	DESCRIPTION	APPROVED BUDGET (\$)	ACTUAL EXPENDITURES (\$)	PO COMMITMENTS (\$)	AVAILABLE BALANCE (\$) d = a - b - c	% COMPLETE e = (b+c) / a	Project Manager	STATUS EXPLANATION as of December 31, 2019
			a	b	c	d	e		
2017	7101754508	Public Use Feasibility Study	150,000	19,665	28,425	101,910	32.1%	R. Ellis	Phase 2 of the Rec Indoor Study is ongoing in 2019/2020 in order to reflect current demographics, community needs, etc.
2017	7101754536	Program - Arena Retrofits	500,000	468,298	25,936	5,766	98.8%	R. Ellis	Arena projects ongoing in 2020.
2017	7101754701	Glanbrook Arena Elevator	800,000	746,626	19,398	33,976	95.8%	R. Ellis	Canada 150 Project completed in 2018. Financial close in 2020/2021 once commitments clear.
2017	7101754702	Mountain Arena Elevator	330,000	254,982	20,824	54,195	83.6%	R. Ellis	Canada 150 Project completed on time. Will clear commitments and reconcile with Arena Retrofits. Financial close in 2020/2021.
2017	7101754703	Senior Centre Retrofits	133,300	18,446	-	114,854	13.8%	R. Ellis	Senior Centre Projects ongoing in 2020.
2017	7101754705	Turner Park Washrooms	662,000	642,217	-	19,783	97.0%	R. Ellis	Construction completed on time for the Canada 150 project with deadline of March 2018. Washrooms opened in 2018. Financial close in 2020, pending appropriation to Fieldhouse Retrofits PID 7101854105.
2017	7101754708	Waterdown Pool & RecCtr Fsbly	100,000	68,939	5,000	26,061	73.9%	R. Ellis	Feasibility study complete and presented to Recreation. Surplus to reconcile against DC-funded project 7101254201 and then close.
2017	7101754709	Wolverton Parkland Imprv&Demo	160,000	85,297	-	74,703	53.3%	R. Ellis	Demolition complete. Restoration underway. Financial close anticipated in 2021.
2017	7101754805*	SirWilfridLaurier GymRepl Addn	1,100,000	90,406	370,000	639,594	41.9%	R. Ellis	Design RFP awarded. Site Plan Control anticipated in 2020, which is required for building permit. Targeting 2021 construction start.
2017	7101758002*	Alexander Park Splashpad	649,502	635,378	12,193	1,931	99.7%	R. Ellis	To be closed in the next Closing Report.
2018	3541855101	Recreation Facilities Audit Program	110,000	99,822	10,169	9	100.0%	R. Ellis	Will reconcile against annual program and close in 2020, pending PO closure.
2018	7101841213	Flamborough Seniors Recreation Centre Barrier -Free Washroom	220,000	221,482	10,003	(11,485)	105.2%	R. Ellis	Construction complete. Anticipate financial close in 2021.
2018	7101841706	Program - Recreation Centre Retrofits	200,000	173,577	-	26,423	86.8%	R. Ellis	Ongoing in 2020.
2018	7101841800	Parks North Yard at Bayfront Park	3,915,000	127,454	56,815	3,730,731	4.7%	R. Ellis	Construction awarded early 2020 and anticipated to be complete for 2022.
2018	7101845801	Waterdown Mem Pk Parking Lot	680,000	704,666	14,000	(38,666)	105.7%	R. Ellis	Project completed. Financial close in 2020, pending close of commitments.
2018	7101854105	Program - Park & Fieldhouse Retrofits	250,000	160,821	111,524	(22,346)	108.9%	R. Ellis	Work ongoing in 2020. Once commitments have cleared, will reconcile with annual program and close.
2018	7101854508	Public Use Feasibility Needs & Study	150,000	5,387	-	144,613	3.6%	R. Ellis	Phase 2 of the Rec Indoor Study is ongoing in 2019 in order to reflect current demographics, community needs, etc.
2018	7101854536	Program - Arena Retrofits	250,000	215,445	7,745	26,810	89.3%	R. Ellis	Arena projects ongoing in 2020.
2018	7101854703	Program - Senior Centre Retrofits	100,000	20,670	-	79,330	20.7%	R. Ellis	Ongoing in 2020.
2018	7101854803	Domenic Agostino Riverdale Community Centre - Expansion	405,000	44,250	2,380	358,370	11.5%	R. Ellis	Childcare phase 1 time-sensitive work underway due to grant funding. Phase 2 is community hub starting detailed design in 2020. Procure Prime Design Consultant in 2020.
2018	7101854806	Dundas Lawn Bowling Club Improvements	175,000	124,469	19,699	30,832	82.4%	R. Ellis	Construction 95% complete for Q1 2020 and occupancy achieved. Concrete work remaining. Financial close anticipated in 2021.

City of Hamilton Capital Projects Status Report - Public Works Tax Supported Projects
As of December 31, 2019

YEAR APPROVED	PROJECT ID	DESCRIPTION	APPROVED BUDGET (\$)	ACTUAL EXPENDITURES (\$)	PO COMMITMENTS (\$)	AVAILABLE BALANCE (\$) d = a - b - c	% COMPLETE e = (b+c) / a	Project Manager	STATUS EXPLANATION as of December 31, 2019
			a	b	c	d	e		
2018	7101854807	Dundas Valley Community Park Improvement & Pavilion Feasibility	456,000	148,853	12,934	294,214	35.5%	R. Ellis	Construction completed for pavilion. Deferral of the construction is under consideration in consultation with stakeholders. Financial close anticipated in 2021.
2018	7101854811	Hill Park Recreation Centre - Renovation	232,000	247,075	608	(15,683)	106.8%	R. Ellis	Feasibility study is complete. Minor mechanical lifecycle replacements complete to comply with code. Will reconcile with 7101454704. Financial close in 2020/2021.
2018	7101854815	Westoby (Olympic) Arena Parking Lot Resurfacing	388,000	346,640	54,739	(13,380)	103.4%	R. Ellis	Construction complete at Westoby/Olympic Parking Lot. Financial close in 2020/2021.
2018	4241809310*	77 Gage Redevelopment Study	250,000	85,800	7,125	157,076	37.2%	R. Ellis	Feasibility study complete. Council report possible in 2020 & initiative led by Healthy & Safe Communities.
2018	4241809311*	77 Gage Community Hub	750,000	19,451	-	730,549	2.6%	R. Ellis	Feasibility study complete. Council report possible in 2020 & initiative led by Healthy & Safe Communities.
2018	7101854605*	Sackville Hill Exp	100,000	90,647	18,289	(8,936)	108.9%	R. Ellis	Feasibility study complete. Report presented to board of Sackville Hill Seniors and at AGM. November 18 2019 PW Committee report presented. Funds to be cash flowed in future budget years to begin detailed design. Will reconcile with 7101954905.
2018	7101854810*	Durand Washroom Facility	303,000	255,987	19,841	27,172	91.0%	R. Ellis	Construction complete. Financial close in 2020/2021.
2019	7101754706	Valley Park Community Centre Fit-up	1,500,000	-	60,000	1,440,000	4.0%	R. Ellis	Tender awarded and construction to start in 2020.
2019	7101941701	Community Halls Retrofits	100,000	69,001	-	30,999	69.0%	R. Ellis	Ongoing in 2020.
2019	7101954105	Park & Fieldhouse Retrofits	100,000	34,775	51,495	13,731	86.3%	L. Keermaa	Ongoing in 2020.
2019	7101954536	Program - Arena Retrofits	394,000	296,523	-	97,477	75.3%	R. Ellis	Arena projects ongoing in 2020.
2019	7101954901	Binbrook Recreation Centre Feasibility	100,000	-	-	100,000	0.0%	R. Ellis	Starting feasibility study in 2019. Work ongoing in 2020.
2019	7101954902	Valley Park Lifecycle Renewal	2,400,000	-	-	2,400,000	0.0%	R. Ellis	Tender awarded and construction to start in 2020.
2019	7101954903	Riverdale Community Hub	2,000,000	74,529	-	1,925,471	3.7%	R. Ellis	Childcare phase 1 time-sensitive work underway due to grant funding. Phase 2 is community hub starting detailed design in 2020. Procure Prime Design Consultant in 2020.
2019	7101954904	Mohawk Quad Pad Arena Roof Investigation	250,000	32,800	60,344	156,856	37.3%	R. Ellis	Assessment of roof complete. Currently in design for capital repair on most urgent section due to limited funds. Ongoing in 2020.
2019	7101954905	Sackville Hill Senior Expansion & Lifecycle Renewal	500,000	56,916	3,389	439,695	12.1%	R. Ellis	Feasibility study complete. Report presented to board of Sackville Hill Seniors and at AGM. November 18 2019 PW Committee report presented. Funds to be cash flowed in future budget years to begin detailed design. Will reconcile with 7101854605 (Sackville Hill Exp).
2019	7101954906	MtHope New Recreation Facility	350,000	38,904	53,396	257,700	26.4%	R. Ellis	Feasibility study revamped to coordinate with Binbrook feasibility study. Investigation underway into 2020 of whether to combine with Binbrook Rec Centre.
2019	7101954907	Winona Rec Centre Feasibility	150,000	-	-	150,000	0.0%	R. Ellis	Feasibility study ongoing into 2020/2021.
2019	7101954908	Freon Upgrade at Parkdale Arena	1,600,000	-	-	1,600,000	0.0%	R. Ellis	Design ongoing in 2019. Preparing for tender for 2020 construction.
2019	7101963101	Binbrook Mem Sewer Connection	400,000	189,101	74,394	136,505	65.9%	R. Ellis	Work ongoing in 2020 in collaboration with adjoining property. Project approval associated with Council motion.

City of Hamilton Capital Projects Status Report - Public Works Tax Supported Projects
As of December 31, 2019

YEAR APPROVED	PROJECT ID	DESCRIPTION	APPROVED BUDGET (\$)	ACTUAL EXPENDITURES (\$)	PO COMMITMENTS (\$)	AVAILABLE BALANCE (\$) d = a - b - c	% COMPLETE e = (b+c) / a	Project Manager	STATUS EXPLANATION as of December 31, 2019
			a	b	c	d	e		
Total Recreation			89,054,656	64,687,545	3,927,015	20,440,097	77.0%		
Transportation									
2005	5300583504	Fare Cards-System Enhancement	7,500,000	6,882,441	53,834	563,725	92.5%	N. Purser	Long term project. Awaiting solution for implementing PRESTO on specialized transit, expected in Q2 2020.
2011	5301185001	Customer Service Software	720,000	608,176	-	111,824	84.5%	D. Guy	Final implementation and completion expected end of Q1 2020.
2013	5301384001	Rapid Transit - Quick Wins	11,993,000	8,640,868	543	3,351,588	72.1%	J. VanderHeide	Surplus funds to be coordinated with CF Limeridge Master Plan redevelopment.
2013	5301384002	Mobility Programs	422,500	386,550	11,561	24,389	94.2%	J. VanderHeide	To be closed in the next Closing report.
2015	5301555500	Mtnce&Storage FacilityExpn Stdy	150,000	13,727	-	136,273	9.2%	J. VanderHeide	Funds to be transferred to 5301641500 (Transit Storage Facility) and then project will be closed.
2015	5301583501	Transit Hybrd Bus Battery Repl	841,000	131,147	-	709,853	15.6%	M. Selkirk	Ongoing.
2015	5301584501	Trapeze EAM Fleet Mmgnt	800,000	469,656	209,557	120,787	84.9%	D. Guy	Status TBD pending PW EAM review (Q1 2020).
2016	5301641100	330 Wentworth HSR Storage	311,000	209,440	3,950	97,610	68.6%	J. VanderHeide	Ongoing. Surplus vehicles currently parked at 330 Wentworth during carport construction at MTC.
2016	5301641500	Transit Storage Facility	4,300,000	3,499,389	39,020	761,591	82.3%	J. VanderHeide	Ongoing Facilities Management expenditures. Detailed design is 60% complete and demolition activities are ongoing. Project to be completed by PTIF deadline March 31, 2020.
2016	5301683503	Nonrevenue Vehicle Replace Program	127,000	91,636	1,701	33,663	73.5%	M. Selkirk	Ongoing to Q2 2020.
2016	5301684503	Security Cameras on Buses	1,700,000	1,510,816	-	189,184	88.9%	M. Selkirk	To be closed in the next Closing report.
2017	5301749700	Garage Door Repl - MTC	1,320,000	920,488	8,337	391,175	70.4%	J. VanderHeide	Substantially complete. PTIF funding extended to March 31, 2020.
2017	5301749701	Transit Capital Infrastructure	6,000,000	2,393,066	1,088,122	2,518,812	58.0%	J. VanderHeide	Multi-year construction with interior renovations and security measures underway. PTIF funding extended to March 31, 2020.
2017	5301751500	Replace Bus Hoists	7,025,000	4,015,140	405,545	2,604,315	62.9%	M. Selkirk	Ongoing to Q1 2020.
2017	5301751701	HVAC Upgrades-2200 Upper James	650,000	661,441	-	(11,441)	101.8%	M. Selkirk	Complete. To be closed in the next Closing report.
2017	5301755700	Transit Priority Measures	1,500,000	-	407,150	1,092,850	27.1%	J. VanderHeide	Project cancelled and will be descoped from PTIF funding. Will be closed in Q2 2020 when all expenditures are reconciled.
2017	5301783100	2017 HSR Bus Replacement	14,400,000	10,612,381	-	3,787,619	73.7%	M. Selkirk	Complete. To be closed in the next Closing report.
2017	5301783503	2017 Non-Rev Vehicle Replace	85,000	84,184	-	816	99.0%	M. Selkirk	To be closed in the next Closing report.
2017	5301783700	HSR Bus Expansion Prgrm-10 Yr	10,380,000	9,738,243	88,651	553,107	94.7%	M. Selkirk	Ongoing to Q1 2020.
2017	5301783701	Non Revenue Vehicle Exp-Growth	400,000	-	-	400,000	0.0%	M. Selkirk	Ongoing to Q1 2020.
2017	5301784700	Radio Equipment Replacement	3,000,000	2,040,455	19,179	940,366	68.7%	D. Guy	Final completion expected end of Q1 2020.
2017	5301784707	Rapid Ready & 10yr Strategy	550,000	-	-	550,000	0.0%	J. VanderHeide	Collaborating with Economic Development Transportation Planning on A-line study.
2017	5301784710	Automated Passenger Counters	2,200,000	2,240,211	-	(40,211)	101.8%	D. Guy	Work is complete. Awaiting final Trapeze invoice before closing the P.O. Project to be closed once PTIF funding is received.
2017	5301785602	Shelter Expansion & Rehab	7,043,000	3,990,201	245,186	2,807,612	60.1%	J. VanderHeide	Substantial completion anticipated by late February 2020. PTIF funding extended to March 31, 2020.
2017	5301785700	Bus Wash Rack Replacement	880,000	870,696	-	9,304	98.9%	M. Selkirk	Complete. To be closed in the next Closing report.
2017	5301785701	Transit Mtnce&Storage Facility	22,000,000	10,258,453	2,618,943	9,122,605	58.5%	J. VanderHeide	Multi-year design and remediation works (2018/19). PTIF funding extended to March 31, 2020.

City of Hamilton Capital Projects Status Report - Public Works Tax Supported Projects
As of December 31, 2019

YEAR APPROVED	PROJECT ID	DESCRIPTION	APPROVED BUDGET (\$)	ACTUAL EXPENDITURES (\$)	PO COMMITMENTS (\$)	AVAILABLE BALANCE (\$) d = a - b - c	% COMPLETE e = (b+c) / a	Project Manager	STATUS EXPLANATION as of December 31, 2019
			a	b	c	d	e		
2017	5301785702	Express Bus (L-A-S-T Lines) Enhanced Passenger Amenities	1,160,000	-	-	1,160,000	0.0%	J. VanderHeide	Project ongoing.
2017	5301785703	Limeridge Mall Terminal Redev	2,500,000	-	-	2,500,000	0.0%	J. VanderHeide	Received approvals from Province. Multi-year design and construction project. Anticipated completion in 2023.
2017	5301785704	Sustainable NetworkConnections	3,025,000	2,375,964	273,107	375,929	87.6%	J. VanderHeide	Project complete. PO's to be closed after year-end.
2017	5301785708	Customer Service Software	2,400,000	1,569,569	247,200	583,230	75.7%	D. Guy	Final implementation and completion expected end of Q1 2020.
2018	5301883100	2018 HSR Bus Replacement	17,485,000	14,392,044	328,500	2,764,456	84.2%	M. Selkirk	Ongoing to Q2 2020.
2018	5301883503	2018 Non-Rev Vehicle Replace	103,000	98,604	-	4,396	95.7%	M. Selkirk	Complete. To be closed in the next Closing report.
2018	5301884801	Transit Network Review	800,000	120,647	123,990	555,364	30.6%	J. VanderHeide	Project initiated. Multi-year study (2018/19). Currently in Network design stage. PTIF extended to March 31, 2020.
2018	5301885801	Exterior Upgrades to MTC	3,900,000	2,095,966	136,558	1,667,476	57.2%	J. VanderHeide	Ongoing. Multi-year project (2018/19). PTIF funding extended to March 31, 2020.
2018	5301885802	Upgrade Operator Seats	455,000	-	89,499	365,501	19.7%	M. Selkirk	Ongoing to Q1 2020.
2018	5301885803	Terminal and End Line Rehab	75,000	41,392	-	33,608	55.2%	J. VanderHeide	2019 - Ongoing.
2018	5301885804	Bus Shelter Rehabilitation	125,000	11,110	-	113,890	8.9%	J. VanderHeide	Ongoing to completion in Q2 2020.
2019	5301983100	2019 HSR Bus Replacement	15,250,000	-	-	15,250,000	0.0%	M. Selkirk	Ongoing to Q4 2020.
2019	5301983503	2019 Non-Rev Vehicle Replace	170,000	5,003	-	164,997	2.9%	M. Selkirk	Ongoing to Q4 2020.
2019	5301984901	Corridor Capacity	610,000	-	-	610,000	0.0%	J. VanderHeide	Future BLAST Corridor Capacity solutions.
2019	5301985803	Terminal & End of Line Rehabilitation	75,000	-	-	75,000	0.0%	J. VanderHeide	Annual state of good repair in 2020.
2019	5301985804	Bus Stop Shelter Rehabilitation	125,000	-	-	125,000	0.0%	J. VanderHeide	Annual state of good repair in Q4 2020.
2019	5301985901	Transit Terminal Development	3,190,000	-	-	3,190,000	0.0%	J. VanderHeide	Future BLAST Terminal solutions.
2019	5301985902	Transit Shelter Expansion Program	150,000	33,091	14,510	102,399	31.7%	J. VanderHeide	2019 Expansion Installations expected to be complete by end of October 2019.
Total Transportation			157,895,500	91,012,197	6,414,642	60,468,661	61.7%		

Roads - Engineering Services

2011	4031118126	Bridge 163 - Centennial Parkway North, 540m n/o Barton	14,690,000	12,757,393	458,839	1,473,769	90.0%	M. Oddi	Construction complete. Awaiting billing from CN.
2012	4031218212	Bridge 185 - Bay St N - 65m s/o Strachan St W	500,000	64,118	-	435,882	12.8%	M. Oddi	Construction complete. Awaiting billing from CN.
2012	4031218225	Bridge 391 - Governor's Rd, 275m w/o Weir Rd	2,049,000	1,741,763	-	307,237	85.0%	M. Oddi	Will close in next closing report.
2012	4031218228	Bridge 248 - King St W 145 m w/o Bond St	438,000	225,557	210,681	1,762	99.6%	E. Waite / R. Sandoval	Class EA/ESA study complete. Design that was scheduled in 2017 has been deferred to 2018/2019 due to EA and Heritage Impact Study delays. Construction deferred to 2021. New project ID set up for Utilities Coordination and construction.
2012	4031218526	Bridge 451 - Hwy 5 E, 120m e/o Mill St S	550,000	263,481	120,381	166,137	69.8%	E. Waite / R. Sandoval	Ongoing - multi-year project. Ongoing Functional & Archaeological review, 2017 design ongoing, and construction in 2024.
2013	4031380390	East-West Corridor Waterdown	23,660,000	8,560,766	1,635,511	13,463,723	43.1%	S. Jacob	Project progressing well. 90% detailed design will be completed by Feb 2020. Utilities relocation in 2020 and construction in 2021.
2014	4031412002	Perimeter Rd - Property Maintenance	53,000	72,217	-	(19,217)	136.3%	E. Waite / P. McNab	Project required for rent and maintenance.

City of Hamilton Capital Projects Status Report - Public Works Tax Supported Projects
As of December 31, 2019

YEAR APPROVED	PROJECT ID	DESCRIPTION	APPROVED BUDGET (\$)	ACTUAL EXPENDITURES (\$)	PO COMMITMENTS (\$)	AVAILABLE BALANCE (\$) d = a - b - c	% COMPLETE e = (b+c) / a	Project Manager	STATUS EXPLANATION as of December 31, 2019
			a	b	c	d	e		
2014	4031418425	Bridge 450 - Highway No 5	1,950,000	1,666,393	169,677	113,930	94.2%	M. Oddi	Complete pending final review/audit/payment.
2014	4031418426	Bridge 088 - Mill St	1,799,000	1,776,020	17,428	5,552	99.7%	M. Oddi	Complete pending final review/audit/payment.
2014	4031418430	Bridge 344 - Concession 5W	650,000	532,778	34,965	82,257	87.3%	M. Oddi	Complete pending final review/audit/payment - C15-13-17 - Concession 5 West Culvert.
2014	4031418436	Bridge 449 - Hwy 52	2,450,000	2,424,876	65,794	(40,671)	101.7%	M. Oddi	Complete pending final review/audit/payment.
2014	4031418437	Bridge 417 - Harrison Road	650,000	362,060	135,011	152,929	76.5%	M. Oddi	Complete pending final review/audit/payment.
2014	4031418447	Bridge 447 - Bell Rd	570,000	423,490	50,271	96,239	83.1%	M. Oddi	Complete pending final review/audit/payment.
2014	4031419101	Road Reconstruction Program - 2014	18,080,000	17,348,673	629,925	101,402	99.4%	M. Oddi / P. McNab	Complete pending final review/audit/payment and litigation for Lakeside Contracting (James St S).
2015	4031518360	Bridge 360 - Blackheath Rd, 360m n/o Haldibrook	730,000	619,425	87,494	23,081	96.8%	M. Oddi	Complete pending final review/audit/payment.
2015	4031518405	Bridge 405 - Blackheath Rd, 225m n/o Haldibrook Rd	700,000	585,685	53,852	60,464	91.4%	M. Oddi	Complete pending final review/audit/payment.
2015	4031560999	Closed Projects - Roads	189,000	118,237	283,404	(212,641)	212.5%	M. Oddi / P. McNab	This project is primarily used to hold the contingency lines of purchase orders for several completed works until the maintenance period has expired. This allows for the closure of all the original project ID. % spent is dependent on maintenance required.
2015	4031580589	Rymal - Fletcher to Up Centenn	1,040,000	452,248	266,047	321,705	69.1%	S. Jacob	Project tender for construction closed. Award in progress, and construction in 2020/21/22.
2016	4031611601	CP Minor Mtncce Ward 1	560,310	191,638	(6,265)	374,937	33.1%	E. Waite / P. McNab	% spent based on Councillor requests.
2016	4031611602	CP Minor Mtncce Ward 2	766,310	314,058	21,100	431,151	43.7%	E. Waite / P. McNab	% spent based on Councillor requests.
2016	4031611603	CP Minor Mtncce Ward 3	1,748,450	1,399,660	-	348,790	80.1%	E. Waite / P. McNab	% spent based on Councillor requests.
2016	4031611604	CP Minor Mtncce Ward 4	1,186,890	769,206	-	417,684	64.8%	E. Waite / P. McNab	\$400k earmarked for various concrete works throughout the ward to be performed by T.O.M.
2016	4031611605	CP Minor Mtncce Ward 5	1,408,300	758,869	30,628	618,803	56.1%	E. Waite / P. McNab	% spent based on Councillor requests.
2016	4031611606	CP Minor Mtncce Ward 6	1,779,160	1,461,014	78,542	239,604	86.5%	E. Waite / P. McNab	% spent based on Councillor requests. \$50k earmarked for new sidewalk on north side of Rymal from Eva to Upper Sherman and \$175k for pedestrian signal at Moxley & Mohawk.
2016	4031611607	CP Minor Mtncce Ward 7	1,367,960	644,671	-	723,289	47.1%	E. Waite / P. McNab	% spent based on Councillor requests.
2016	4031611608	CP Minor Mtncce Ward 8	2,378,830	1,646,328	218,668	513,834	78.4%	E. Waite / P. McNab	% spent based on Councillor requests.
2016	4031611609	CP Minor Mtncce Ward 9	2,158,700	1,143,691	43,878	971,130	55.0%	E. Waite / P. McNab	% spent based on Councillor requests.
2016	4031611610	CP Minor Mtncce Ward 10	500,340	369,864	-	130,476	73.9%	E. Waite / P. McNab	\$50k earmarked for various concrete works throughout the ward to be performed by T.O.M.
2016	4031611611	CP Minor Mtncce Ward 11	1,278,960	626,216	10,660	642,084	49.8%	E. Waite / P. McNab	% spent based on Councillor requests.
2016	4031611612	CP Minor Mtncce Ward 12	1,084,660	122,757	-	961,903	11.3%	E. Waite / P. McNab	% spent based on Councillor requests.

**City of Hamilton Capital Projects Status Report - Public Works Tax Supported Projects
As of December 31, 2019**

YEAR APPROVED	PROJECT ID	DESCRIPTION	APPROVED BUDGET (\$)	ACTUAL EXPENDITURES (\$)	PO COMMITMENTS (\$)	AVAILABLE BALANCE (\$) d = a - b - c	% COMPLETE e = (b+c) / a	Project Manager	STATUS EXPLANATION as of December 31, 2019
			a	b	c	d	e		
2016	4031611613	CP Minor Mtncce Ward 13	1,655,310	997,444	37,640	620,226	62.5%	E. Waite / P. McNab	% spent based on Councillor requests.
2016	4031611614	CP Minor Mtncce Ward 14	1,116,420	524,598	45,961	545,861	51.1%	E. Waite / P. McNab	% spent based on Councillor requests. \$135k earmarked for paving of various parking lots.
2016	4031611615	CP Minor Mtncce Ward 15	732,990	475,111	30,711	227,168	69.0%	E. Waite / P. McNab	% spent based on Councillor requests. \$40k earmarked for William Street - Closure.
2016	4031617642	Sherman Access Retaining Wall	3,800,000	3,290,345	497,776	11,878	99.7%	M. Oddi	Complete pending final review/audit/payment.
2016	4031618090	Bridge 090 - McMurray	250,000	54,641	4,023	191,336	23.5%	E. Waite / R. Sandoval	Ongoing multi-year project. Additional investigation required in summer of 2019 which has delayed design stage. Construction in 2020.
2016	4031618219	Structural Investigations and Reports - 2016	400,000	230,387	71,985	97,628	75.6%	E. Waite / R. Sandoval	Complete. Will close once commitments are paid/cleared.
2016	4031618355	Bridge 355 - White Church	1,220,000	1,227,702	3,198	(10,900)	100.9%	M. Oddi	Will close in next closing report.
2016	4031618385	Bridge 385 - Westover Rd	650,000	581,200	51,237	17,562	97.3%	M. Oddi	Complete pending final review/audit/payment.
2016	4031619104	Highway 8 - Hillcrest to Park	230,000	178,844	26,183	24,973	89.1%	S. Jacob	C15-10-19 (HS) - 2020 construction.
2016	4031655522	State of the Infrastructure - Asset Management	660,000	153,210	169,082	337,708	48.8%	E. Waite / R. Andoga	Various reporting currently under development including Asset Management Plan for Provincial Compliance. Further budget allocations suspended.
2017	4031711015	Road Resurfacing Program - 2017	5,100,000	4,496,573	131,547	471,880	90.7%	M. Oddi / P. McNab	Complete pending final review/audit/payment.
2017	4031711016*	Asset Preservation - Local Roads - 2017	10,987,000	10,494,637	211,774	280,589	97.4%	M. Oddi / P. McNab	Complete pending final review/audit/payment.
2017	4031711222	New Sidewalk Program - 2017	490,000	323,857	32,960	133,184	72.8%	M. Oddi / P. McNab	Ongoing - work in progress
2017	4031718219	Structural Investigations and Reports - 2017	362,000	198,989	154,717	8,294	97.7%	E. Waite / Sandoval	Ongoing - work in progress
2017	4031719101	Road Reconstruction Program - 2017	2,371,000	2,160,672	170,043	40,285	98.3%	M. Oddi / P. McNab	Complete pending final review/audit/payment.
2017	4031755333	Butternuts on Beckett	50,000	19,682	30,801	(483)	101.0%	M. Becke	As per the Ministry of Natural Resources, this project is required for the monitoring of new tree plantings until 2020.
2017	4031755522	State of the Infrastructure - Asset Management	435,000	72,977	122,165	239,858	44.9%	E. Waite / R. Andoga	Various reporting currently under development including Asset Management Plan for Provincial Compliance. Further budget allocations suspended.
2017	4241709201*	AR - Ferguson Ave N - Simcoe to Burlington (W2 A/R)	1,400,000	1,188,520	193,998	17,483	98.8%	M. Oddi	Previously reported surplus of \$258k at time of tender was used for contract quantity over-run under Section E item #1 for disposal of impacted materials. Surface asphalt in 2020.
2017	4241709203*	AR - James - Duke to Bridge (W2 A/R)	150,000	100,827	12,517	36,655	75.6%	M. Oddi	Complete pending final review/audit/payment. \$36k area rating surplus at this time.
2017	4241709501*	AR - Kentley Dr / Crawford Dr / Hart Pl (W5 A/R)	300,000	152,036	20,978	126,986	57.7%	M. Oddi	Complete pending final review/audit/payment. \$120k area rating surplus included on Schedule D to be returned to reserve.
2017	4241709603*	AR - Fern / Doreen / Tilbury / Filer / Cecilia (W6 A/R)	300,000	226,387	17,035	56,578	81.1%	M. Oddi	Complete pending final review/audit/payment.
2017	4241709802*	AR - San Francisco / San Pedro / Goulding (W8 A/R)	1,300,000	1,085,849	212,626	1,525	99.9%	M. Oddi	Complete pending final review/audit/payment.

City of Hamilton Capital Projects Status Report - Public Works Tax Supported Projects
As of December 31, 2019

YEAR APPROVED	PROJECT ID	DESCRIPTION	APPROVED BUDGET (\$)	ACTUAL EXPENDITURES (\$)	PO COMMITMENTS (\$)	AVAILABLE BALANCE (\$) d = a - b - c	% COMPLETE e = (b+c) / a	Project Manager	STATUS EXPLANATION as of December 31, 2019
			a	b	c	d	e		
2018	4031810006	Minor Construction - 2018	300,000	132,481	54,620	112,899	62.4%	E. Waite / P. McNab	Ongoing - work in progress. Anticipate 100% spent by year end 2020.
2018	4031811015	Road Resurfacing Program - 2018	19,800,000	16,763,571	108,494	2,927,935	85.2%	M. Oddi	Complete pending final review/audit/payment.
2018	4031811016	Asset Preservation - Local Roads - 2018	4,648,000	3,653,640	63,121	931,238	80.0%	M. Oddi	Complete pending crack sealing and final review/audit/payment.
2018	4031811017	City Wide Road Priorities	5,900,000	5,107,712	590,524	201,763	96.6%	M. Oddi	Complete pending crack sealing and final review/audit/payment.
2018	4031811225	Geotechnical Investigation Program - 2018	700,000	536,617	154,354	9,028	98.7%	E. Waite / P. McNab	Ongoing - work in progress. Anticipate 100% spent by year end 2020.
2018	4031811803	NBHD RD Priorities W3	900,000	-	-	900,000	0.0%	E. Waite / R. Andoga	Funding remains unallocated to any road project. Meeting carried out with the Ward Councillor to discuss needs. Further communication with Councillor to be carried out upon completion of investigations.
2018	4031811813	NBHD RD Priorities W13	900,000	-	-	900,000	0.0%	E. Waite / R. Andoga	Funding to be allocated to future projects in Ward 13.
2018	4031814405	Contaminated Soil & Rock Disposal 2018	400,000	242,238	137,337	20,425	94.9%	E. Waite / P. McNab	Ongoing - work in progress. % spent is dependent upon contaminated soil/excess rock discovered at time of construction.
2018	4031817644	Claremont - Bin Wall Removal	450,000	181,804	22,631	245,565	45.4%	E. Waite / R.Sandoval	Ongoing multi-year project. Project construction has been deferred to 2021.
2018	4031818089	Bridge 089 - Creighton Rd	200,000	77,599	7,373	115,028	42.5%	E. Waite / R.Sandoval	Ongoing multi-year project. Technical study in 2018, ESA deferred to 2019, design in 2020, and construction in 2022.
2018	4031818108	Bridge 108 - Indian Trail	130,000	17,217	-	112,783	13.2%	E. Waite / R.Sandoval	Ongoing multi-year project. Design to be completed in 2019, ESA deferred to 2019 and construction in 2021.
2018	4031818150	Bridge 150 - Taplestown Rd	260,000	43,310	896	215,794	17.0%	E. Waite / R.Sandoval	Ongoing multi-year project. Design/ESA in 2018/2019 and construction in 2020.
2018	4031818159	Bridge 159 - RR 56 near Hall	200,000	29,765	5,052	165,183	17.4%	E. Waite / R.Sandoval	Ongoing multi-year project. ESA in 2018, design in 2020 and construction in 2021.
2018	4031818189	Bridge 189 - RR 56 near Kirk	200,000	28,233	1,070	170,698	14.7%	E. Waite / R.Sandoval	Ongoing multi-year project. ESA in 2018, design in 2020 and construction in 2021.
2018	4031818217	Bridge & Culvert Maintenance - 2018	2,000,000	1,853,660	107,483	38,856	98.1%	E. Waite / R.Sandoval	Complete and will close once commitments are paid/cleared.
2018	4031818218	OSIM Bridge and Culvert Inspections - 2018	300,000	112,211	87,092	100,697	66.4%	E. Waite / R.Sandoval	Complete and will close once commitments are paid/cleared.
2018	4031818219	Structural Investigations and Reports - 2018	400,000	171,684	104,882	123,434	69.1%	E. Waite / R.Sandoval	Ongoing - work in progress
2018	4031818296	Bridge 296 - Governors Rd	170,000	64,385	21,229	84,386	50.4%	E. Waite / R.Sandoval	Ongoing multi-year project. Technical study in 2018/2019, ESA in 2019, design in 2020, and construction in 2022.
2018	4031818313	Bridge 313 - Arkledun Ave	350,000	155,265	186,024	8,711	97.5%	E. Waite / R.Sandoval	Ongoing - work in progress. Contract C15-36-19.
2018	4031818366	Bridge 366 - Mud St W	1,160,000	152,741	6,413	1,000,846	13.7%	E. Waite / R.Sandoval	Ongoing multi-year project. Design 2018 and Construction deferred to 2020 due to Redhill paving.
2018	4031818404	Bridge 404 - Harrison Rd	170,000	22,514	-	147,486	13.2%	E. Waite / R.Sandoval	Ongoing multi-year project. Design funding in 2018, however design will start in 2020 due to delays with hydraulic study. Construction in 2022.

City of Hamilton Capital Projects Status Report - Public Works Tax Supported Projects
As of December 31, 2019

YEAR APPROVED	PROJECT ID	DESCRIPTION	APPROVED BUDGET (\$)	ACTUAL EXPENDITURES (\$)	PO COMMITMENTS (\$)	AVAILABLE BALANCE (\$) d = a - b - c	% COMPLETE e = (b+c) / a	Project Manager	STATUS EXPLANATION as of December 31, 2019
			a	b	c	d	e		
2018	4031818407	Bridge 407 - Queenston Rd	190,000	41,134	95,779	53,087	72.1%	E. Waite / R.Sandoval	Ongoing multi-year project. Design/ESA in 2018/2019, and construction delayed to 2021.
2018	4031818437	Bridge 437 - Miles Rd	130,000	22,478	1,876	105,647	18.7%	E. Waite / R.Sandoval	Ongoing - multi-year project. Design deferred to 2019, and construction deferred to 2021.
2018	4031818441	Bridge 441 - Harrison Rd	680,000	415,830	135,355	128,815	81.1%	M. Oddi	Complete pending final review/audit/payment.
2018	4031818444	Bridge 444 - Guyatt Rd	174,000	23,716	6,132	144,152	17.2%	E. Waite / R.Sandoval	Ongoing - multi-year project. Design in 2018/2019 and construction deferred to 2021 .
2018	4031819101*	Road Reconstruction Program - 2018	7,340,000	6,550,624	195,101	594,275	91.9%	M. Oddi	Complete pending final review/audit/payment.
2018	4031819104	Hewitson - Dupont to Barton	760,000	459,353	157,607	143,040	81.2%	M. Oddi	Almost complete with surface asphalt in 2020.
2018	4031855556	Mapping Update - 2018	40,000	18,455	19,475	2,070	94.8%	D. Lamont / C. Lauricella	Ongoing - work in progress. Anticipate completion by year end 2020.
2018	4031860999	Closed Projects - Roads	240,000	5,853	371,839	(137,691)	157.4%	M. Oddi / P. McNab	This project is primarily used to hold the contingency lines of purchase orders for several completed works until the maintenance period has expired. This allows for the closure of all the original project ID. % spent is dependent on maintenance required.
2018	4241809203*	AR - Road Surface Treatment (W2 A/R)	600,000	-	-	600,000	0.0%	E. Waite / R. Andoga	Partial funding to be used to support bike lane resurfacing on Hunter Street.
2018	4241809402*	AR - Barnaby Corbett etc. (W4 A/R)	1,360,000	711,860	129,110	519,029	61.8%	M. Oddi	Complete pending final review/audit/payment. \$510k area rating surplus included on Schedule D to be returned to reserve.
2018	4241809604*	AR - Up Gage - 7th to Concession (W6 A/R)	1,010,000	887,902	50,000	72,098	92.9%	M. Oddi	Complete pending final review/audit/payment.
2018	4241809701*	AR - Mall - private rd to Mohawk (W7 A/R)	350,000	292,668	10,766	46,566	86.7%	M. Oddi	Complete pending final review/audit/payment. \$47k area rating surplus as a result of favourable tender.
2018	4241809702*	AR - Thorner NHBD (North) (W7 A/R)	1,000,000	667,934	103,531	228,535	77.1%	M. Oddi	Complete pending final review/audit/payment. \$220k area rating surplus included on Schedule D to be returned to reserve.
2019	4031910006	Minor Construction - 2019	300,000	101,507	40,031	158,462	47.2%	E. Waite / P. McNab	Ongoing - work in progress. Anticipate 100% spent by year end 2020.
2019	4031911018	Asset Preservation - Balfour Neighbourhood	2,400,000	1,649,727	395,436	354,838	85.2%	M. Oddi	Complete pending final review/audit/payment.
2019	4031911019	Asset Preservation - Buchanan Neighbourhood	1,870,000	1,705,941	141,137	22,922	98.8%	M. Oddi	Complete pending final review/audit/payment.
2019	4031911020	Asset Preservation - Mountview Neighbourhood (Southwest Section)	2,402,000	2,128,765	298,435	(25,200)	101.0%	M. Oddi	Complete pending crack sealing and final review/audit/payment.
2019	4031911021	Asset Preservation - Westdale South Neighbourhood (North Section)	2,517,000	269,147	-	2,247,853	10.7%	E. Waite / R. Andoga	Tender and construction scheduled for 2020. Project scope modified as a result of additional infrastructure improvements required.
2019	4031911023	Fern / Cedar / Braeheid	900,000	333	10,307	889,360	1.2%	E. Waite / Andoga	2020 construction.
2019	4031911024	Britannia & Cannon - Kenilworth to Strathearne / Garside / Cameron	930,000	701,480	132,743	95,776	89.7%	M. Oddi	Ongoing - work in progress C15-07-19. \$129k surplus at time of award.
2019	4031911025	Dewitt - Highway 8 to Barton	900,000	-	-	900,000	0.0%	E. Waite / R. Andoga	2021 construction to be coordinated with development.

City of Hamilton Capital Projects Status Report - Public Works Tax Supported Projects
As of December 31, 2019

YEAR APPROVED	PROJECT ID	DESCRIPTION	APPROVED BUDGET (\$)	ACTUAL EXPENDITURES (\$)	PO COMMITMENTS (\$)	AVAILABLE BALANCE (\$) d = a - b - c	% COMPLETE e = (b+c) / a	Project Manager	STATUS EXPLANATION as of December 31, 2019
			a	b	c	d	e		
2019	4031911026	North Service Rd - Centennial Pkwy to Drakes	900,000	120,708	-	779,292	13.4%	E. Waite / R. Andoga	2020 construction.
2019	4031911028	Strachan - James to east end	100,000	10,693	-	89,307	10.7%	E. Waite / R. Andoga	2020 design, and 2021 construction.
2019	4031911029	LRT York - Caroline to Dundurn & Cannon - James to York	90,000	-	-	90,000	0.0%	E. Waite / R. Andoga	LRT cancelled and project to be reprioritized in capital budget.
2019	4031911222	New Sidewalk Program - 2019	500,000	53,466	-	446,534	10.7%	E. Waite / R. Andoga	Ongoing - work in progress
2019	4031911225	Geotechnical Investigation Program - 2019	700,000	409,328	251,221	39,451	94.4%	E. Waite / P. McNab	Ongoing - work in progress. Anticipate 100% spent by year end 2020.
2019	4031911601	Council Priority - Ward 1 Minor Rehabilitation	200,000	21,386	-	178,614	10.7%	E. Waite / P. McNab	% spent based on Councillor requests.
2019	4031911602	Council Priority - Ward 2 Minor Rehabilitation	200,000	21,386	-	178,614	10.7%	E. Waite / P. McNab	% spent based on Councillor requests.
2019	4031911603	Council Priority - Ward 3 Minor Rehabilitation	200,000	21,386	-	178,614	10.7%	E. Waite / P. McNab	% spent based on Councillor requests.
2019	4031911604	Council Priority - Ward 4 Minor Rehabilitation	200,000	21,386	-	178,614	10.7%	E. Waite / P. McNab	\$200k earmarked for various concrete works throughout the ward to be performed by T.O.M.
2019	4031911605	Council Priority - Ward 5 Minor Rehabilitation	200,000	21,386	-	178,614	10.7%	E. Waite / P. McNab	% spent based on Councillor requests.
2019	4031911606	Council Priority - Ward 6 Minor Rehabilitation	264,000	129,076	15,659	119,265	54.8%	E. Waite / P. McNab	% spent based on Councillor requests.
2019	4031911607	Council Priority - Ward 7 Minor Rehabilitation	200,000	21,386	-	178,614	10.7%	E. Waite / P. McNab	% spent based on Councillor requests.
2019	4031911608	Council Priority - Ward 8 Minor Rehabilitation	200,000	21,386	-	178,614	10.7%	E. Waite / P. McNab	% spent based on Councillor requests.
2019	4031911609	Council Priority - Ward 9 Minor Rehabilitation	200,000	21,386	-	178,614	10.7%	E. Waite / P. McNab	% spent based on Councillor requests.
2019	4031911610	Council Priority - Ward 10 Minor Rehabilitation	200,000	21,386	-	178,614	10.7%	E. Waite / P. McNab	% spent based on Councillor requests.
2019	4031911611	Council Priority - Ward 11 Minor Rehabilitation	200,000	21,386	-	178,614	10.7%	E. Waite / P. McNab	% spent based on Councillor requests.
2019	4031911612	Council Priority - Ward 12 Minor Rehabilitation	200,000	21,386	-	178,614	10.7%	E. Waite / P. McNab	% spent based on Councillor requests.
2019	4031911613	Council Priority - Ward 13 Minor Rehabilitation	200,000	21,386	-	178,614	10.7%	E. Waite / P. McNab	% spent based on Councillor requests.
2019	4031911614	Council Priority - Ward 14 Minor Rehabilitation	200,000	21,386	-	178,614	10.7%	E. Waite / P. McNab	% spent based on Councillor requests.
2019	4031911615	Council Priority - Ward 15 Minor Rehabilitation	200,000	21,386	-	178,614	10.7%	E. Waite / P. McNab	% spent based on Councillor requests.
2019	4031914405	Contaminated Soil & Rock Disposal 2019	1,059,000	315,480	443,610	299,910	71.7%	E. Waite / P. McNab	Ongoing - work in progress. % spent is dependent upon contaminated soil/excess rock discovered at time of construction.
2019	4031917943	Sherman Access East Retaining Wall Replacement	170,000	18,178	-	151,822	10.7%	E. Waite / R. Sandoval	Ongoing - multi-year project. Technical study in 2019, design in 2020 and construction in 2022 .

City of Hamilton Capital Projects Status Report - Public Works Tax Supported Projects
As of December 31, 2019

YEAR APPROVED	PROJECT ID	DESCRIPTION	APPROVED BUDGET (\$)	ACTUAL EXPENDITURES (\$)	PO COMMITMENTS (\$)	AVAILABLE BALANCE (\$) d = a - b - c	% COMPLETE e = (b+c) / a	Project Manager	STATUS EXPLANATION as of December 31, 2019
			a	b	c	d	e		
2019	4031918048	Bridge 048 - Jones St, 110m w/o King St E	30,000	22,003	2,770	5,227	82.6%	E. Waite / R. Sandoval	Ongoing multi-year project. 2019 ESA, 2020 design, and 2022 Construction.
2019	4031918126	Bridge 126 - Regional Rd 56, 605m n/o Guyatt Rd	170,000	18,178	-	151,822	10.7%	E. Waite / R. Sandoval	Ongoing multi-year project. Project deferred due to future tunneling project at Golf Club Rd and R.R. 56. ESA to be completed in 2020, design in 2021, and construction in 2023.
2019	4031918217	Bridge & Culvert Maintenance - 2019	2,000,000	1,492,379	481,137	26,485	98.7%	E. Waite / R. Sandoval	Complete and will close once commitments are paid/cleared.
2019	4031918218	OSIM Bridge and Culvert Inspections - 2019	340,000	180,683	71,683	87,634	74.2%	E. Waite / R. Sandoval	Ongoing - work in progress
2019	4031918219	Structural Investigations and Reports - 2019	100,000	10,693	-	89,307	10.7%	E. Waite / R. Sandoval	Ongoing - work in progress
2019	4031918342	Bridge 342 - Westover Rd, 245m n/o Highway No. 8	170,000	54,613	35,246	80,141	52.9%	E. Waite / R. Sandoval	2019 technical study/ESA, 2020 design, and 2022 construction.
2019	4031918433	Bridge 433 - Westbrook Road, 135m n/o Regional Rd 9A	40,000	4,277	-	35,723	10.7%	E. Waite / R. Sandoval	West Lincoln Project. Cost to cost share as per boundary road agreement. 2019 design, and 2021 construction.
2019	4031918975	MTO/City Cost Shared Service Rd Culverts	2,000,000	213,863	-	1,786,137	10.7%	E. Waite / R. Sandoval	MTO project with City to cost share. 2019 Tender, and 2020/2021 Construction.
2019	4031919110	Barton - Parkdale to Talbot	100,000	10,693	-	89,307	10.7%	E. Waite / R. Andoga	2020 design, and 2021 construction.
2019	4031919111	Brampton - Parkdale to Strathearne	1,340,000	1,310,141	30,716	(857)	100.1%	M. Oddi	Complete pending final review/audit/payment.
2019	4031919112	Bruce Dale - Upper Wentworth to Upper Sherman (Eastmount Nhd)	1,170,000	1,186,968	-	(16,968)	101.5%	M. Oddi	Will close in next BER.
2019	4031919114	Cheever - Barton to Birge and Birge - Cheever to Wentworth	380,000	370,730	19,998	(10,728)	102.8%	M. Oddi	Complete pending final review/audit/payment.
2019	4031919115*	Delena / Beland / Dunsmure	100,000	10,693	-	89,307	10.7%	E. Waite / R. Andoga	2020 design, and 2021 construction.
2019	4031919116	Haddon - Sterling to Marion	530,000	56,674	-	473,326	10.7%	E. Waite / R. Andoga	2020 construction.
2019	4031919117	Parkdale - Burlington to north end & Steel City Court	3,323,000	3,111,239	276,308	(64,547)	101.9%	M. Oddi	Complete pending final review/audit/payment.
2019	4031919118	Roxborough - Kenilworth to Strathearne (Homeside Neighbourhood)	100,000	36,540	1,125,180	(1,061,720)	1161.7%	M. Oddi	C15-68-19(HW) - 2020 construction. Variance funded by Federal Gas Tax in 2020.
2019	4031919119	Sheaffe / Park / Mulberry (Central Nhd (North))	1,800,000	398,021	138,692	1,263,287	29.8%	E. Waite / R. Andoga	2020 construction.
2019	4031921960	Fleet Additions - Engineering Services - Construction	200,000	130,505	-	69,495	65.3%	M. Oddi	Vehicles have been ordered. Delivery and outfitting expected in spring 2020.
2019	4031949555	QA-QC Service Contract 2019	150,000	16,040	7,901	126,060	16.0%	E. Waite / R. Andoga	Ongoing - work in progress. Anticipate 100% spent/committed Q1 2020.
2019	4031955556	Mapping Update - 2019	40,000	24,120	1,000	14,880	62.8%	D. Lamont / C. Lauricella	Ongoing - work in progress. Anticipate completion by year end 2020.
2019	4031955944	Transportation EA - Hwy 56 - Rymal to Binbrook	207,000	11,356	148,782	46,863	77.4%	E. Waite / D. Sharma	On hold and waiting for another round of traffic counts.
2019	4031955962	Road Network Pavement Inspection	450,000	295,126	29,083	125,791	72.0%	E. Waite / R. Andoga	Road inspection complete. QA/QC to be carried out.

City of Hamilton Capital Projects Status Report - Public Works Tax Supported Projects
As of December 31, 2019

YEAR APPROVED	PROJECT ID	DESCRIPTION	APPROVED BUDGET (\$)	ACTUAL EXPENDITURES (\$)	PO COMMITMENTS (\$)	AVAILABLE BALANCE (\$) d = a - b - c	% COMPLETE e = (b+c) / a	Project Manager	STATUS EXPLANATION as of December 31, 2019
			a	b	c	d	e		
2019	4031957944	PW Asset Management (PW-AM) System Evaluation	1,500,000	320,531	-	1,179,469	21.4%	P. Leishman	Council approval was received January 22, 2020. This had been expected in Q3 2019 but was delayed for a number of reasons, mostly driven by negotiations with the vendor taking longer.
2019	4041810417	Retaining Wall Rehabilitation - 2018	880,000	607,246	261,215	11,538	98.7%	E. Waite / R.Sandoval	Complete and will close once commitments are paid/cleared.
2019	4041910004	Escarpment Slope Stabilization Program - 2019	1,000,000	623,382	83,603	293,015	70.7%	E. Waite / R.Sandoval	Complete and will close once commitments are paid/cleared.
2019	4041910417	Retaining Wall Rehabilitation - 2019	850,000	201,395	14,550	634,055	25.4%	E. Waite / R.Sandoval	Ongoing - work in progress
2019	4241909203*	W2 Concrete Planters	100,000	50,970	7,211	41,818	58.2%	M. Oddi	Complete pending final review/audit/payment.
2019	4241909402*	Melvin Avenue Resurfacing	1,030,000	12,478	759,397	258,124	74.9%	M. Oddi	Contract C15-07-19 (H) - 2020 construction. \$244k surplus at time of award.
2019	4241909403*	Tragina - Normandy to Main	300,000	29,809	197,202	72,989	75.7%	M. Oddi	Ongoing - work in progress (C15-07-19) - construction 2020. \$69k surplus at time of award.
2019	4241909505	AR - Ward 5 Resurfacing - Kentley/Hounslow/Ilford/Oakland/etc.	1,480,000	-	1,034,766	445,234	69.9%	M. Oddi	C15-71-19 (H) - 2020 construction.
Total Roads - Engineering Services			215,020,590	145,846,683	16,255,637	52,918,270	75.4%		

Roads - Traffic & Operations Maintenance

2014	4031420425	HWDSB - Upper Wentworth & Fieldway	250,000	412,801	-	(162,801)	165.1%	E Soldo / K. Wyskiel	This project is to be cost recovered from the school board (funds not recovered yet). Work has been completed and legal is reviewing.
2014	4031420622	North End Traffic Mgmt Plan	1,300,000	1,230,725	67,827	1,448	99.9%	E Soldo / S. Molloy	Complete pending final review/audit/payment. Costs to be finalized, bills not received yet.
2014	4031441460	Salt/Sand Storage Rehab	400,000	376,708	9,495	13,796	96.6%	E. Soldo / B. Paul	Complete and will close once commitments are paid/cleared.
2014	4241409106*	AR - W1 Calming Strip & Speed Bumps etc. (W1 A/R)	200,000	157,395	-	42,605	78.7%	E. Soldo / B. Purins	Ongoing with additional funds to be spent in 2020.
2014	4241409206*	Poster Kiosks	70,000	1,505	68,000	495	99.3%	E. Soldo / Berenyi	Expected completion in Q2 2020.
2014	5121490530	Sign Kiosks & Poster Sleeve Program	200,000	35,596	163,610	794	99.6%	E Soldo/ R. Marques	Contract currently being awarded, and expected to be completed by Q2 2020.
2015	4031541910	Snow Disposal Facility	2,085,000	425,782	67,266	1,591,951	23.6%	E. Soldo / B. Paul	North end land acquisition with Portfolio Mgmt. Group.
2015	4041514009	New Traffic Signal - Mall Rd (395 Mohawk Rd E)	160,000	-	-	160,000	0.0%	E. Soldo / K. Wyskiel	Project on hold.
2015	4041514012	New Traffic Signal - Fifty & South Service Rd (Walmart)	500,000	64,324	-	435,676	12.9%	E. Soldo / TBD / M. Sokol	To be closed once payment received from Walmart (in discussion with Dev.Eng.).
2015	4241509108*	AR - Road Work - Aberdeen from Queen (W1 A/R)	80,000	29,023	-	50,977	36.3%	E. Soldo / Mushfiqur	Changes to be implemented upon Queen Street conversion. Handed over to Traffic Eng. for implementation.
2016	4031615820	Traffic Counts Program - 2016	150,000	90,372	397	59,231	60.5%	E. Soldo / R. Aitchison	Complete and will close once commitments are paid/cleared.

City of Hamilton Capital Projects Status Report - Public Works Tax Supported Projects
As of December 31, 2019

YEAR APPROVED	PROJECT ID	DESCRIPTION	APPROVED BUDGET (\$)	ACTUAL EXPENDITURES (\$)	PO COMMITMENTS (\$)	AVAILABLE BALANCE (\$) d = a - b - c	% COMPLETE e = (b+c) / a	Project Manager	STATUS EXPLANATION as of December 31, 2019
			a	b	c	d	e		
2016	4031655642	Victoria - 2-way Conversion	360,000	119,720	339,630	(99,350)	127.6%	E. Soldo / TBD	Phase 1 completed.
2016	4031655643	Area Specific TM Plans	507,970	130,610	110,736	266,625	47.5%	E. Soldo / Mushfiqur	Aberdeen Report sent to PWC on 07/17/19. Kenilworth Report completed. Queen St - Road work to be completed in Summer 2019 before studies completed. Victoria Ave - Pavement Marking design completed. Construction not expected until at least 2020. All works completed, and handed over to Traffic Eng. for implementation.
2016	4041610018	Low-Wattage-LED Replace	9,200,000	8,253,755	231,250	714,995	92.2%	E. Soldo / M. Field	Complete and close once commitments are paid/cleared.
2016	4041710017	Street Lighting Capital Program - 2017	740,000	658,337	45,894	35,769	95.2%	E. Soldo / M. Field	Ongoing - work in progress - funding allocated to PW capital construction projects.
2016	4041757722	Road Operations - GPS/AVL Service	470,000	371,670	11,038	87,291	81.4%	E. Soldo / R. Jakubowski	Ongoing - work in progress - additional hardware required, anticipate 85% spent/complete in Q4-2019. Some Equipment replacement anticipated in 2020.
2016	4041757723	CMMS Mobile Application	360,000	303,231	35,819	20,949	94.2%	E. Soldo / R. Jakubowski	System in place with limited number of users. 95% project completion in Q4 2019 and remaining 5% on-hold till Q1-Q2 2020 pending the EAM approval.
2016	4241609107*	AR - Ainslie Wood St MP (W1 A/R)	150,000	145,339	200	4,461	97.0%	E. Soldo / Ferguson / B. Purins	Study is complete and project will close once commitments are paid/cleared.
2016	4661620008	New Traffic Signal Installation Program - 2016	1,250,000	654,735	-	595,265	52.4%	E. Soldo / TBD / M. Sokol	All Works have been completed.
2016	4661620540	Traffic Signal Modernization Coordinated with ESI - 2016	1,230,000	322,207	-	907,793	26.2%	E. Soldo / Declair / King	Engineering Services to utilize these funds to coordinate traffic works within road reconstruction / rehabilitation / urbanization projects.
2016	4661620630	Two Way Road Conversion	1,130,000	291,399	135,284	703,317	37.8%	E. Soldo / TBD	Caroline Street from King to York (Not Completed) – PIC Required. Design and work orders complete, and expected implementation in 2021. Hess Street from York to Barton (Not Completed) – Design at 60%, and construction required (proposed 2020). Park Street from York to Barton (100% Completed).
2017	4031710012	Railway Roadway Crossings Rehab Program - 2017	150,000	77,362	24,186	48,452	67.7%	E. Soldo / M. Field / S. Vala	Reviewing invoice with CN, which is still outstanding.
2017	4031710715	Railway Crossings - Review and Upgrades	1,563,000	208,735	76,450	1,277,815	18.2%	E. Soldo / M. Field	Final safety report completed. Repair work being coordinated and planned into 2021.
2017	4031717241	Fencing/Sound Barrier Rehab/Replace within Road Allowance - 2017	210,000	116,069	17,660	76,271	63.7%	E. Soldo / Berenyi	Complete and will close once commitments are paid/cleared.

City of Hamilton Capital Projects Status Report - Public Works Tax Supported Projects
As of December 31, 2019

YEAR APPROVED	PROJECT ID	DESCRIPTION	APPROVED BUDGET (\$)	ACTUAL EXPENDITURES (\$)	PO COMMITMENTS (\$)	AVAILABLE BALANCE (\$) d = a - b - c	% COMPLETE e = (b+c) / a	Project Manager	STATUS EXPLANATION as of December 31, 2019
			a	b	c	d	e		
2017	4031720722	North End Traffic Management Plan (NETMP) Study	250,000	130,189	12,839	106,973	57.2%	E. Soldo / S. Molloy / B. Purins	Traffic studies scheduled for Q2 2020.
2017	4031741760	Chedoke Yard Salt Dome	91,000	85,661	4,151	1,188	98.7%	E. Soldo / B. Paul	Complete and will close once commitments are paid/cleared.
2017	4031780180	Mohawk - Wilson to Hwy 403	150,000	112,489	-	37,511	75.0%	E. Soldo / K. Wyskiel	Study complete and will close in next BER.
2017	4041710016	Street Lighting Program - New Lights - 2017	700,000	441,314	13,552	245,134	65.0%	E. Soldo / M. Field	Ongoing - work in progress - funding allocated to PW capital construction projects.
2017	4661720001	ATMS - Advanced Traffic Management System - 2017	2,910,000	2,130,417	725,677	53,906	98.1%	E. Soldo / C. King	Funding committed to Rymal Road Project.
2017	4661720008	New Traffic Signal Installation Program - 2017	705,000	579,075	-	125,925	82.1%	E. Soldo / TBD / M. Sokol	150K allocated to 2021 Nebo Rd & Twenty Rd signal installation. Other works have been completed.
2017	4661720019	Traffic Controller Replacement - 2017	150,000	18,334	-	131,666	12.2%	E. Soldo / C. King	Program now being initiated as equipment issues have now been resolved.
2017	4661720540	Traffic Signal Modernization Coordinated with ESI - 2017	750,000	673,672	12,364	63,964	91.5%	E. Soldo / Mushfiqur	Works to be completed in 2020: Upper Sherman & Rymal Rd - new signal installation. Signal Works completed: Stone Church & Dartnall - 100%, Rymal Rd & Bishop Ryan Way/Hazelton - 100%, and Rymal Rd & West 5th - 100%
2017	4661720721	Pedestrian Crossovers	1,000,000	548,686	68,881	382,433	61.8%	E. Soldo / TBD / M. Sokol	Committed PXOs - Funding to be used in junction with 2020 PXO Construction.
2017	4661720722	Overhead Sign Structure	500,000	403,004	53,613	43,384	91.3%	E. Soldo / M. Field	All repairs in 2019 completed. Remaining funds to offset maintenance costs for structures pending completion of next inspection cycle.
2017	4661720726	New Traffic Signal - Dundas @ Evans/Skinner	250,000	-	-	250,000	0.0%	E. Soldo / TBD / M. Sokol	Development project - Traffic Signal Design in progress - Signal construction date Unknown.
2018	4031810012	Railway Roadway Crossings Rehab Program - 2018	173,700	41,322	64,824	67,554	61.1%	E. Soldo / M. Field / S. Vala	Subject to capital plan from railways for 2019. CN preliminary plan received includes 20K for Lewis Road and 190K for Victoria.
2018	4031815820	Traffic Counts Program - 2018	150,000	98,499	1,489	50,013	66.7%	E. Soldo / R. Aitchison	Complete and will close once commitments are paid/cleared.
2018	4031817241	Fencing/Sound Barrier Rehab/Replace within Road Allowance - 2018	150,000	88,718	35,222	26,060	82.6%	E. Soldo / Berenyi	2019 repairs completed and waiting for final invoice.
2018	4031817677	Preventative Maintenance Program - 2018	2,790,000	2,461,658	290,952	37,390	98.7%	E. Soldo / M. Pastuszok	2019 program completed with remaining funds to be used in 2020 program.
2018	4031821350	Fleet Additions - Roads O&M - 2018	300,000	133,600	-	166,400	44.5%	E. Soldo / B. Paul / M. Williams	Policy 11 Single Source Report in progress to purchase TYMCO Sweeper for \$150K, Feb 6, 2020 AF&A committee.

City of Hamilton Capital Projects Status Report - Public Works Tax Supported Projects
As of December 31, 2019

YEAR APPROVED	PROJECT ID	DESCRIPTION	APPROVED BUDGET (\$)	ACTUAL EXPENDITURES (\$)	PO COMMITMENTS (\$)	AVAILABLE BALANCE (\$) d = a - b - c	% COMPLETE e = (b+c) / a	Project Manager	STATUS EXPLANATION as of December 31, 2019
			a	b	c	d	e		
2018	4031851410	Roads Small Equip Purchase - 2018	78,000	40,991	7,364	29,645	62.0%	E. Soldo / B. Paul / M. Williams	Inventory is complete. Organizing the replacement for each district will be complete and money all spent by the end of Q4 2019.
2018	4041810017	Street Lighting Capital Program - 2018	420,000	120,289	285,523	14,188	96.6%	E. Soldo / M. Field	Ongoing - work in progress - funding allocated to PW capital construction projects.
2018	4041811351	Roads - Alleyway Rehabilitation - 2018	139,000	9,602	-	129,398	6.9%	E. Soldo / K. Wyskiel	Alleyway report submitted to November PW Committee.
2018	4241809207*	AR - Laneway/Alleyway Maintenance (W2 A/R)	30,000	16,436	-	13,564	54.8%	E. Soldo / T. McCleary	2018 Councillor funded project- Ward 2 Roads North works performed as requested.
2018	4241809305*	AR - Pedestrian Crossing - Victoria @ Copeland (W3 A/R)	75,000	33,808	-	41,192	45.1%	E. Soldo / TBD / M. Sokol	Civil work completed. Awaiting hydro connection to complete hardware installation. Activation Scheduled for April 2020.
2018	4661820001	ATMS - Advanced Traffic Management System - 2018	790,000	541,544	147,847	100,609	87.3%	E. Soldo / C. King	Works in progress- Delays due to controller deployment have delayed many ATMS items from being implemented.
2018	4661820008	New Traffic Signal Installation Program - 2018	600,000	293,388	10,676	295,937	50.7%	E. Soldo / TBD / M. Sokol	Works completed for Hamilton St & White Oaks Dr (signal completed) and for Rymal Rd & Fortino's (temp signal completed). For RR20 & Westbrook Rd, it has been cancelled.
2018	4661820019	Traffic Controller Replacement - 2018	600,000	202,573	-	397,427	33.8%	E. Soldo / C. King	Program now being initiated as equipment issues have now been resolved.
2018	4661820522	Traffic Engineering - Signal Design - 2018	360,000	59,471	42,183	258,346	28.2%	E. Soldo / TBD / M. Sokol	Complete and will close once commitments are paid/cleared.
2018	4661820525	IPS - Intersection Pedestrian Signal - 2018	600,000	539,211	62,300	(1,511)	100.3%	E. Soldo / TBD / M. Sokol	Civil work completed at Up. James & Jameston. Awaiting hydro connection to complete hardware installation. Activation Scheduled for April 2020.
2018	4661820540	Traffic Signal Modernization Coordinated with ESI - 2018	650,000	261,077	1,347	387,576	40.4%	E. Soldo / Declair / C. King	Engineering Services to utilize these funds to coordinate traffic works within road reconstruction / rehabilitation / urbanization projects.
2018	4661820720	Plastic Pavement Marking Rehabilitation - 2018	200,000	129,363	-	70,637	64.7%	E. Soldo / M. Field	Work completed and funds to be allocated to 2020 rehabilitation works.
2018	4661820810	Queen - Aberdeen to Main Two Way Conversion	1,100,000	165,984	-	934,016	15.1%	E. Soldo / TBD	Project to be undertaken in 2020.
2018	4661820820	New Traffic Signal - Garner & Raymond	250,000	(5,215)	-	255,215	-2.1%	E. Soldo / TBD / M. Sokol	Work is complete, and charges to be processed.
2018	4661820821	New Traffic Signal - Drakes @ North S Rd	350,000	94,994	-	255,006	27.1%	E. Soldo / TBD / C. Olszewski	Signal construction coordinated with ES. Construction starts in Q2 2020 and signal activation in Q3/Q4 2020.
2018	4661820822	New Traffic Signal - Fifty @ North S Rd	80,000	26,992	42,852	10,156	87.3%	E. Soldo / TBD / M. Sokol	Ongoing - TIS Completed - with MTO - No update
2018	4661820823	New Traffic Signal - Fruitland@North S R	80,000	10,664	58,897	10,439	87.0%	E. Soldo / TBD / M. Sokol	Ongoing - TIS Completed - with MTO - No update

City of Hamilton Capital Projects Status Report - Public Works Tax Supported Projects
As of December 31, 2019

YEAR APPROVED	PROJECT ID	DESCRIPTION	APPROVED BUDGET (\$)	ACTUAL EXPENDITURES (\$)	PO COMMITMENTS (\$)	AVAILABLE BALANCE (\$) d = a - b - c	% COMPLETE e = (b+c) / a	Project Manager	STATUS EXPLANATION as of December 31, 2019
			a	b	c	d	e		
2019	4031910005	Major Road Maintenance Program - 2019	1,000,000	837,430	22,885	139,686	86.0%	E. Soldo / R. Marques	Completed Q4 2019.
2019	4031910012	Railway Roadway Crossings Rehab Program - 2019	150,000	-	-	150,000	0.0%	E. Soldo / M. Field	Demand on this program is directly related to rail authorities.
2019	4031911224	Sidewalk Rehabilitation Program - 2019	750,000	669,386	8,156	72,457	90.3%	E. Soldo / R. Marques	Completed Q4 2019.
2019	4031917241	Fencing/Sound Barrier Rehab/Replace within Road Allowance - 2019	150,000	17,706	-	132,294	11.8%	E. Soldo / Berenyi	Carry forward to 2020. New RFQ and PO for 2020 misc. fence repairs to be established by Q1 2020.
2019	4031917677	Preventative Maintenance Program - 2019	2,200,000	2,031,639	44,242	124,120	94.4%	E. Soldo / M. Pastuszok	2019 program completed with remaining funds to be used in 2020 program.
2019	4031921350	Fleet Additions - Roads O&M - 2019	200,000	-	-	200,000	0.0%	E. Soldo / B. Paul / Williams	Policy 11 Single Source Report in progress to purchase TYMCO Sweeper for \$160K, Feb 6, 2020 AF&A committee.
2019	4031941762	Yard Facility Maintenance & Improvement Program - 2019	240,000	16,389	-	223,611	6.8%	E. Soldo / B. Paul	Projects Commencing in 2020.
2019	4031951410	Roads Small Equip Purchase - 2019	50,000	10,677	19,557	19,765	60.5%	E. Soldo / Paul / M. Williams	Inventory is complete. Organizing the replacement for each district will be complete and money all spent by the end of Q4 2019.
2019	4031955622	Active Transport Benchmarking - 2019	68,000	12,438	20,590	34,972	48.6%	E. Soldo / R. Aitchison	Ongoing - funds to be spent in 2020.
2019	4031955946	Kenilworth-Barton-Main Design	150,000	-	-	150,000	0.0%	E. Soldo / M. Field	Preliminary discussions and scope review to be scheduled.
2019	4031955963	IoT & Smart Cities Street Lighting Strategy Development	150,000	15,087	-	134,913	10.1%	E. Soldo / M. Field	Funds being held and coordinated with CAV test bed project in 2020.
2019	4031980940	New Signal - Garner @ Hwy 6	400,000	-	-	400,000	0.0%	E. Soldo / TBD / M. Sokol	Development project not started - No Status Update (MTO Intersection)
2019	4031980941	New Signal-Dundas @ Pamela	230,000	11,511	-	218,489	5.0%	E. Soldo / TBD / M. Sokol	Civil work completed, awaiting hydro connection. Activation scheduled for February 2020.
2019	4031980942	New Signal - Dundas @ Mallard	230,000	45,702	-	184,298	19.9%	E. Soldo / TBD / M. Sokol	Civil work completed, awaiting hydro connection. Activation scheduled for February 2020.
2019	4041910017	Street Lighting Capital Program - 2019	500,000	9,837	23,555	466,608	6.7%	E. Soldo / M. Field	Ongoing. Project delays due to resourcing, which will be utilized in 2020. Resourcing in place for 2020.
2019	4041917384	Guide Rail Replacement Program - 2019	400,000	45,691	329,552	24,757	93.8%	E. Soldo / R. Marques	To be completed in Q1 2020.
2019	4041941963	Brock Rd and Rockton Yard Improvements	210,000	9,005	76,496	124,499	40.7%	E. Soldo / B. Paul / S. Poole	Hiring consultant for phase 1 of improvements for Quanson hut improvements. Propane heating, and cistern installation in Q3 2020.
2019	4241909101	Inchbury Speed Cushions	10,000	-	10,000	-	100.0%	E. Soldo / B. Purins	To be installed in 2020.
2019	4241909102	Oxford Speed Cushions	10,000	-	10,000	-	100.0%	E. Soldo / B. Purins	To be installed in 2020.

City of Hamilton Capital Projects Status Report - Public Works Tax Supported Projects
As of December 31, 2019

YEAR APPROVED	PROJECT ID	DESCRIPTION	APPROVED BUDGET (\$)	ACTUAL EXPENDITURES (\$)	PO COMMITMENTS (\$)	AVAILABLE BALANCE (\$) d = a - b - c	% COMPLETE e = (b+c) / a	Project Manager	STATUS EXPLANATION as of December 31, 2019
			a	b	c	d	e		
2019	4241909141*	Mountable Curbs Ward 14	54,000	54,951	-	(951)	101.8%	E. Soldo / R. Marques	Completed Q4 2019.
2019	4241909404	A/R - Shelby Ave Speed Cushions	11,000	11,194	-	(194)	101.8%	E. Soldo / R. Krantz	To be completed in 2020.
2019	4241909405	A/R - Wexford Speed Cushions	5,600	-	-	5,600	0.0%	E. Soldo / R. Krantz	Ongoing and to be completed in Q4 2020.
2019	4241909406	A/R - London St Speed Cushions	12,000	-	-	12,000	0.0%	E. Soldo / R. Krantz	To be completed in 2020.
2019	4241909501	W5 Sidewalk Repairs	160,000	162,816	-	(2,816)	101.8%	E. Soldo / R. Marques	Completed Q4 2019.
2019	4241909501*	W5 Traffic Calming	130,000	-	-	130,000	0.0%	E. Soldo / D. Ferguson	Funding provided primarily for purchase of DSS in Ward 5 as per motion. Works to be completed in 2020.
2019	4241909601	A/R - Oakcrest Speed Cushions	12,000	9,708	2,460	(168)	101.4%	E. Soldo / B. Purins	Completed in 2019. Will close for June 30/20 BER, after year end reporting.
2019	4241909804	A/R - Queensdale Speed Cushions	16,800	17,096	-	(296)	101.8%	E. Soldo / R. Krantz	Completed in 2019. Will close for June 30/20 BER, after year end reporting. Overrun cost should be covered through Traffic Calming various budget.
2019	4661915820	Traffic Counts Program - 2019	300,000	112,297	21,222	166,481	44.5%	E. Soldo / R. Aitchison	All 2019 works completed with remaining funds to be utilized for 2020 counts thereby supplementing 2020 funding allocation.
2019	4661916102	Traffic Calming - Various	373,300	250,797	15,062	107,441	71.2%	E. Soldo / D. Ferguson	All 2019 works completed with remaining funds to be transferred to 4662016102 and utilized with 2020 program.
2019	4661920001	ATMS - Advanced Traffic Management System - 2019	2,250,000	838,602	148,262	1,263,136	43.9%	E. Soldo / C. King	ATMS needs assessment/strategy is in progress and will incorporate the procurement of new technologies (signal cabinets/controllers/software/ detection/Traffic Management Centre maintenance). Delays have occurred due to controller deployment.
2019	4661920008	New Traffic Signal Installation Program	850,000	677,354	182,575	(9,929)	101.2%	E. Soldo / TBD / M. Sokol	Binbrook & Binhaven - signal complete, Up. James & Blossom - signal complete, Green & NSR - signal activation awaiting Hydro connection, and Grays & Roxborough - signal to be constructed and activated in Q2 2020.
2019	4661920010	Traffic Signal Modernization & Upgrades Program - 2019	817,000	654,782	226,271	(64,053)	107.8%	E. Soldo / TBD / C. King	Systems works completed but need to confirm other works with Mike Sokol.
2019	4661920017	Traffic Signal LED Upgrades - 2019	150,000	1,339	-	148,661	0.9%	E. Soldo / TBD	2019 work extension granted to contractor. Account review required.
2019	4661920019	Traffic Controller Replacement - 2019	720,000	144,211	-	575,789	20.0%	E. Soldo / C. King	Program now being initiated as equipment issues have now been resolved.
2019	4661920522	Traffic Engineering - Signal Design - 2019	200,000	-	-	200,000	0.0%	E. Soldo / TBD / M. Sokol	Will close in next BER.
2019	4661920525	IPS - Intersection Pedestrian Signal - 2019	100,000	89,663	8,933	1,404	98.6%	E. Soldo / TBD / M. Sokol	Civil work completed at King & Wexford. Activation scheduled for February 2020.
2019	4661920531	APS - Accessible Pedestrian Signals - 2019	150,000	146,904	4,018	(922)	100.6%	E. Soldo / C. King	Completed in 2019. Will close for June 30/20 BER, after year end reporting.

City of Hamilton Capital Projects Status Report - Public Works Tax Supported Projects
As of December 31, 2019

YEAR APPROVED	PROJECT ID	DESCRIPTION	APPROVED BUDGET (\$)	ACTUAL EXPENDITURES (\$)	PO COMMITMENTS (\$)	AVAILABLE BALANCE (\$) d = a - b - c	% COMPLETE e = (b+c) / a	Project Manager	STATUS EXPLANATION as of December 31, 2019
			a	b	c	d	e		
2019	4661920540	Traffic Signal Modernization Coordinated with ESI - 2019	1,100,000	361,891	-	738,109	32.9%	E. Soldo / Mushfiquir	Works to be completed in 2020: Full signals at Rymal Rd & Regional Rd 56, and Rymal Rd & Fortino's Ent. Works to be completed in 2022: Rymal Rd & Terryberry Rd, and Rymal Rd & Second Rd W. Works completed in 2019: Locke St & Tuckett St, Locke & Hunter, and Burlington St & Parkdale Rd.
2019	4661920720	Plastic Pavement Marking Rehabilitation - 2019	200,000	139,020	-	60,980	69.5%	E. Soldo / M. Field	Work completed with remaining funds to be allocated to 2020 rehabilitation works.
2019	4661920921	New Traffic Signal - Waterdown Rd/Mill St @ Mountain	250,000	-	-	250,000	0.0%	E. Soldo / TBD / M. Sokol	Development project - no update
2019	4661920922	New Traffic Signal - Rymal Rd west of Walmart Access	100,000	-	-	100,000	0.0%	E. Soldo / TBD / M. Sokol	Designs complete. Construction to start in Q2 2020.
2019	4661920923	New Traffic Signal - RR 56 at Dalgleish Rd	250,000	-	-	250,000	0.0%	E. Soldo / K. Wyskiel	Designs complete. Construction to start in Q2 2020.
2019	4661920924	New Traffic Signal - Hughson at Hunter	100,000	-	-	100,000	0.0%	E. Soldo / TBD / M. Sokol	To be completed as part of Hunter Bike lane project 2020.
2019	4661920925	Traffic Signal Modifications - First Rd at Mud St	150,000	21,494	-	128,506	14.3%	E. Soldo / TBD / M. Sokol	Temporary signal completed Q4 2019. Full signal installation expected in Q2/Q3 2020 (Development Project),
2019	4661920926	New Traffic Signal - Rymal at Canadian Tire Access	200,000	-	-	200,000	0.0%	E. Soldo / TBD / M. Sokol	Designs complete. Construction to start in Q2 2020.
2019	4661920927	New Traffic Signal - Rymal (opposite Celestial Crescent)	100,000	-	-	100,000	0.0%	E. Soldo / TBD / M. Sokol	Designs complete. Construction to start in Q2 2020.
2019	4661920930	Neighbourhood Speed Reduction Initiative	400,000	63,358	123,125	213,517	46.6%	E Soldo / Mulligan / Ferguson	Program initiated in fall 2019. Anticipated completion date is Q2 2020.
2019	4661920945	Fibre Optics Communication Cable	450,000	-	-	450,000	0.0%	E. Soldo / C. King	Fibre strategy being developed and consultant to be hired in Q3/Q4 2020.
2019	4661920988	Signal Controller Wrapping Project	150,000	-	-	150,000	0.0%	E. Soldo / C. King	Controller wrapping completed. Invoice processing being completed by PED is outstanding, but imminent. Remaining funds to be used during 2020 cabinet deployments.
2019	4661955942	Victoria Ave N - One-way to Two-way Traffic Conversion - Phase 2	450,000	15,908	61,048	373,044	17.1%	E. Soldo / TBD	Phase 2 to be undertaken in 2020. Delayed due to CN and Utility works at Victoria as-grade rail crossing.
2019	4661955946	Autonomous / Connected Vehicles	300,000	-	-	300,000	0.0%	E. Soldo / C. King	Funds being held and coordinated with CAV test bed project in 2020

Total Roads - Traffic & Operations Maintenance **57,747,370** **32,471,094** **4,705,301** **20,570,975** **64.4%**

Total Public Works - Tax Supported	1,056,064,233	707,582,212	94,983,261	253,498,761	76.0%
---	----------------------	--------------------	-------------------	--------------------	--------------

City of Hamilton Capital Projects Status Report - Public Works Rate Supported Projects
As of December 31, 2019

YEAR APPROVED	PROJECT ID	DESCRIPTION	APPROVED BUDGET (\$)	ACTUAL EXPENDITURES (\$)	PO COMMITMENTS (\$)	AVAILABLE BALANCE (\$) d = a - b - c	% COMPLETE e = (b+c) / a	Project Manager	STATUS EXPLANATION as of December 31, 2019
			a	b	c	d	e		
<u>CAPITAL DELIVERY SECTION</u>									
<u>Water Rates</u>									
2011	5141166110	WTP - Process Upgrades	26,010,000	14,798,114	-	11,211,886	56.9%	S. Leitch	STATUS: Work in progress - construction (process upgrades - phase 1). NEXT STEPS: Substantial performance in Q4 2021.
2012	5141267274	Kenilworth PS - HD005 Upgrades	3,355,000	2,678,590	57,092	619,318	81.5%	S. Leitch	STATUS: Work in progress - construction (pump station). Work completed (valve replacement). NEXT STEPS: Substantial performance in Q1 2020 (pump station).
2012	5141269250	HVAC Upgrade New Lab & Admin	5,620,000	1,032,012	149,025	4,438,963	21.0%	S. Leitch	STATUS: Work in progress - conceptual design to descope and reconfigure the HVAC and interior project scope for the laboratory upgrades. NEXT STEPS: Request for proposals for design of Lab HVAC and interior upgrades in Q3 2020.
2013	5141395353	Ferguson HD002 Pumping Stn	2,600,000	483,291	35,579	2,081,130	20.0%	S. Leitch	STATUS: Work in progress - condition assessment (HD0X2 Old Ferguson Water Pumping Station). NEXT STEPS: Request for proposals for design of New Ferguson PS (Phase 3 Upgrades) in Q1 2020.
2015	5141567520	HDR05 Reservoir Upgrades	4,192,000	1,374,643	2,660,777	156,580	96.3%	S. Leitch	STATUS: Work in progress - construction. NEXT STEPS: Substantial performance in Q2 2020.
2015	5141567575	High Lift PS Upgrades Phase 2	880,000	415,938	32,677	431,385	51.0%	S. Leitch	STATUS: Work in progress - field study (HLPS Power Distribution & Protection Setup). NEXT STEPS: Construction - power distribution (commissioning) in Q1 2020.
2015	5141567577	Security - Water PS Facilities	5,600,000	2,262,365	418,374	2,919,261	47.9%	S. Leitch	STATUS: Substantially performed (physical security - fencing). NEXT STEPS: Electronic security system - high priority water stations (to be delivered by Corporate Facilities Section).
2016	5141666110	WTP - Corrosion Control	7,660,000	7,413,797	110,519	135,683	98.2%	S. Leitch	STATUS: Substantially performed. NEXT STEPS: Account to be closed once the maintenance and warranty period expires in Q4 2019.
2016	5141666608	Lynden Additional Water Supply	7,965,000	4,570,130	2,724,234	670,635	91.6%	S. Leitch	STATUS: Work in progress - construction. NEXT STEPS: Substantial performance in Q1 2020.
2016	5141667420	Ben Nevis & Dewitt HD08A WPS	3,140,000	903,063	2,177,526	59,411	98.1%	S. Leitch	STATUS: Work in progress - construction. NEXT STEPS: Substantial performance in Q1 2020.
2016	5141667421	Glancaster & Hwy 53 HD018 WPS	6,040,000	17,860	-	6,022,140	0.3%	S. Leitch	STATUS: Work in progress - evaluating proposals from 7 proponents (Request for Proposals for Design - Garner PS Interim Upgrades). NEXT STEPS: Award RFP for Design in Q1 2020.
2016	5141667422	Osler Road HD011 WPS	2,569,000	1,898,525	422,501	247,975	90.3%	S. Leitch	STATUS: Work in progress - construction. NEXT STEPS: Substantial performance in Q1 2020.
2016	5141667424	Freelton Tower HDT03 Upgrades	3,600,000	2,161,561	248,727	1,189,712	67.0%	S. Leitch	STATUS: Substantially performed. NEXT STEPS: Account to be closed once maintenance and warranty period expires in Q1 2020.
2016	5141695883	York & Valley HD016 WPS (W-26)	3,710,000	231,308	19,068	3,459,625	6.7%	S. Leitch	STATUS: Work completed - detailed asset condition assessments & hydraulic assessment. NEXT STEPS: RFP for design in Q1 2020.
2017	5141766421	WTP Fluoride Building HVAC	470,000	53,280	-	416,720	11.3%	S. Leitch	STATUS: Work completed - air quality study. NEXT STEPS: Roster for design of Fluoride & CCB Process and H&S Upgrades in Q1 2020.

City of Hamilton Capital Projects Status Report - Public Works Rate Supported Projects
As of December 31, 2019

YEAR APPROVED	PROJECT ID	DESCRIPTION	APPROVED BUDGET (\$)	ACTUAL EXPENDITURES (\$)	PO COMMITMENTS (\$)	AVAILABLE BALANCE (\$) d = a - b - c	% COMPLETE e = (b+c) / a	Project Manager	STATUS EXPLANATION as of December 31, 2019
			a	b	c	d	e		
2017	5141767420	Carlisle Well Stn Sys Enhance	940,000	121,028	-	818,972	12.9%	S. Leitch	STATUS: Work in progress - scope verification. NEXT STEPS: Roster request for proposals for design in Q2 2020.
2017	5141767650	New Greensville Communal Well	1,250,000	69,008	24,246	1,156,747	7.5%	S. Leitch	STATUS: Awaiting completion of schedule C EA for the Greensville new well. NEXT STEPS: Land acquisition and detailed design to follow completion of EA.
2017	5141795850	Greenhill PS HD04B & HD05A	9,820,000	946,104	470,323	8,403,573	14.4%	S. Leitch	STATUS: Work in progress - construction (immediate needs) & structural investigation (ultimate upgrades). NEXT STEPS: Substantial performance (immediate needs) in Q1 2020 & RFP for Design (ultimate needs) in Q2 2020.
2018	5141867651	HD007 Highland Rd Reservoir	260,000	61,314	30,714	167,972	35.4%	S. Leitch	STATUS: Work in progress : condition assessment & rehabilitation strategy. NEXT STEPS: RFP for design in Q2 2020.
2019	5141966911	WTP - Bio Filtration Study	150,000	-	-	150,000	0.0%	S. Leitch	STATUS: Developing roster invitation letter for biological filtration pilot study. NEXT STEPS: Award roster in Q1 2020.
2019	5141967375	Kenilworth&Ben Nevis Reservoir	7,550,000	110,643	520,538	6,918,820	8.4%	S. Leitch	STATUS: Work in progress - construction. NEXT STEPS: Substantial performance in Q4 2020.
Sub-Total Capital Delivery - Water			103,381,000	41,602,574	10,101,919	51,676,506	50.0%		

Wastewater - Rates

2009	5160966912	Decommission Waterdown WWTP-WW08	6,000,000	2,165,663	1,296,488	2,537,850	57.7%	S. Leitch	STATUS: Work in progress - construction. NEXT STEPS: Substantial performance in Q1 2020.
2010	5161066065	Waste Hauler Receiving Station	3,439,800	2,907,353	434,356	98,091	97.1%	S. Leitch	STATUS: Work in progress - construction. NEXT STEPS: Substantial performance in Q2 2020.
2012	5161266213	Dundas WWTP Improvements	1,420,200	493,888	-	926,312	34.8%	S. Leitch	STATUS: Upgrade project on hold. Work completed – feasibility study (Dundas WWTP outfall assessment & asset replacement study). NEXT STEPS: Exploring funding opportunities for the preferred upgrade solution.
2012	5161267270	Ancaster WW Outstations	8,540,000	4,339,589	322,217	3,878,194	54.6%	S. Leitch	STATUS: Work completed (HC009, HC013 upgrades). Awarding tender for construction in Q1 2020 (HC005). NEXT STEPS: Request for quotes in Q2 2020 (Civil Improvements - HC009, HC013). Substantial performance (HC005) in Q2 2021.
2012	5161267273	Dundas WW Outstations	2,730,000	1,397,535	54,306	1,278,160	53.2%	S. Leitch	STATUS: Work completed (DC005, DC006). Work in progress - geotechnical investigation (DC010). NEXT STEPS: Request for proposals for design (DC010) in Q1 2020.
2013	5161367360	Cormorant & Osprey (HC014)	4,450,000	4,222,291	275,186	(47,477)	101.1%	S. Leitch	STATUS: Work completed. NEXT STEPS: Request for quotations (construction - roof coating deficiencies) in Q2 2020.
2014	5161467756	Greenhill & Cochrane HCS01	2,920,000	237,081	-	2,682,919	8.1%	S. Leitch	STATUS: Work in progress - design (Greenhill HCS01 CSO tank cleaning and investigative services). NEXT STEPS: Request for prequalified contractors (CSO cleaning) in Q2 2020.
2015	5161595858	Binbrook PS Upgrade (WW-20)	6,280,000	3,915,032	740,349	1,624,619	74.1%	S. Leitch	STATUS: Substantially performed. NEXT STEPS: Account to be closed once maintenance and warranty period expires in Q4 2020.

City of Hamilton Capital Projects Status Report - Public Works Rate Supported Projects
As of December 31, 2019

YEAR APPROVED	PROJECT ID	DESCRIPTION	APPROVED BUDGET (\$)	ACTUAL EXPENDITURES (\$)	PO COMMITMENTS (\$)	AVAILABLE BALANCE (\$) d = a - b - c	% COMPLETE e = (b+c) / a	Project Manager	STATUS EXPLANATION as of December 31, 2019
			a	b	c	d	e		
2016	5161667622	FC001 DC009 HC011 Upgrades	5,340,000	386,142	567,812	4,386,047	17.9%	S. Leitch	STATUS: Work in progress - construction (FC001, DC009) & design (HC011). NEXT STEPS: Request for prequalified contractors (HC011) in Q1 2020. Substantial performance (FC001, DC009) in Q3 2020.
2017	5161766421	WWTP Methane Sphere Upgrades	4,400,000	3,221,949	832,329	345,722	92.1%	S. Leitch	STATUS: Work completed. NEXT STEPS: Account to be closed once purchase orders have been closed.
2017	5161767420	Parkdale Av HC001 WW Statn Upg	660,000	81,765	-	578,235	12.4%	S. Leitch	STATUS: Work in progress - utilities coordination & scope verification. NEXT STEPS: Request for proposals for design in Q2 2020.
2017	5161796786	First Street PS Upgrade DC014	4,930,000	424,019	422,375	4,083,607	17.2%	S. Leitch	STATUS: Work in progress - design (9 contractors prequalified for construction). NEXT STEPS: Tender for construction in Q2 2020.
2019	5161967123	AEGD Growth Initiative	11,000,000	103,362	1,018,878	9,877,760	10.2%	S. Leitch	STATUS: Work in progress - design (9 contractors prequalified for construction). NEXT STEPS: Tender for construction in Q1 2020.
2020	5162068851	Pier 25 Dredging - Windermere	170,000	44,065	-	125,935	25.9%	S. Leitch	STATUS: Develop roster invitation letter for feasibility study. NEXT STEPS: Design contract admin award in Q1 2022.

Sub-Total Capital Delivery - Wastewater **62,280,000 23,939,735 5,964,294 32,375,971 48.0%**

TOTAL CAPITAL DELIVERY SECTION **165,661,000 65,542,309 16,066,214 84,052,477 49.3%**

INFRASTRUCTURE PLANNING & SYSTEMS DESIGN

Water - Rates

2011	5141167150	Greensville New Well – EA	720,000	1,493,235	22,337	(795,572)	210.5%	B. Posedowski	STATUS: Work in progress - new Greensville well schedule C EA. NEXT STEPS: Completion of EA and land acquisition in Q2 2020. Unfavorable budget variance due to staffing chargebacks.
2013	5141395354	PD18 Elevated Reservoir W14	2,610,000	442,610	22,906	2,144,484	17.8%	B. Posedowski	STATUS: Work in progress - EA and conceptual design. NEXT STEPS: Completion of EA and land acquisition in Q2 2020.
2014	5141495551	PD7 Elevated Reservoir W-23	1,990,000	210,812	11,190	1,767,998	11.2%	B. Posedowski	STATUS: Work in progress - EA & conceptual design. NEXT STEPS: Completion of EA in Q4 2019. Detailed design to follow.
2015	5141555010	Water Systems Planning	450,000	407,089	4,610	38,301	91.5%	B. Posedowski	STATUS: Work completed. NEXT STEPS: Account to be closed once active purchase orders have been closed.
2015	5141555264	City-Wide Water MP	650,000	93,238	485,838	70,924	89.1%	B. Posedowski	STATUS: Work in progress - Citywide Water Wastewater Storm Master Plan. NEXT STEPS: Completion in Q1 2021.
2015	5141555555	City Wide Groundwater Model	710,000	585,703	84,936	39,361	94.5%	B. Posedowski	STATUS: Work in progress - Lyden & Freelton wellhead protection area delineation. NEXT STEPS: Model expansion, database and stratigraphic model updates and calibration in Q2 2020.
2015	5141564533	Up Wentworth - Hydro to Twenty	2,200,000	12,638	-	2,187,362	0.6%	B. Posedowski	STATUS: On hold. NEXT STEPS: City Wide Water and Wastewater Master Plan will dictate whether this is required.
2015	5141567273	HD17A PS Replace Decommission	1,930,000	4,047	-	1,925,953	0.2%	B. Posedowski	STATUS: Scope verification. NEXT STEPS: Issue roster invitation letter for EA & conceptual design in Q2 2020.

City of Hamilton Capital Projects Status Report - Public Works Rate Supported Projects
As of December 31, 2019

YEAR APPROVED	PROJECT ID	DESCRIPTION	APPROVED BUDGET (\$)	ACTUAL EXPENDITURES (\$)	PO COMMITMENTS (\$)	AVAILABLE BALANCE (\$) d = a - b - c	% COMPLETE e = (b+c) / a	Project Manager	STATUS EXPLANATION as of December 31, 2019
			a	b	c	d	e		
2015	5141595553	HD12A PS Upgrades (W-04)	720,000	232,623	4,195	483,182	32.9%	B. Posedowski	STATUS: Work completed - Class EA. NEXT STEPS: Power services connection for existing pumping station power in Q1 2020.
2016	5141664632	Twenty (Greti) to Upper James	1,610,000	184,337	-	1,425,663	11.4%	B. Posedowski	STATUS: On hold. NEXT STEPS: City Wide Water and Wastewater Master Plan will dictate whether this is required.
2016	5141667423	Freelton Well FDF01 Capacity	1,870,000	357,377	29,173	1,483,450	20.7%	B. Posedowski	STATUS: Work complete - Hydrogeological study & GUDI Investigation. Work in progress - Treatment Capacity Study. NEXT STEPS: Awaiting Freelton water model results to finalize capacity study.
2017	5141767752	WW Outstation Inspection - AM	550,000	258,611	195,957	95,433	82.6%	B. Posedowski	STATUS: Work in progress - Design of Facility Asset Management Program. NEXT STEPS: Completion in Q3 2023.
2017	5141796752	PD16 Trunk - PS HD016 to Hwy 5	2,570,000	295,960	96,127	2,177,914	15.3%	B. Posedowski	STATUS: Work in progress - Class Schedule B EA for the Waterdown Trunk Watermain Twinning. NEXT STEPS: Completion of EA in Q2 2021. Detailed design to follow.
2018	5141855010	Water Systems Planning	300,000	216,643	110,545	(27,188)	109.1%	B. Posedowski	STATUS: Support for ongoing water system analysis of the LRT intensification corridor, screening and development application services, and pressure district boundary condition characterization. NEXT STEPS: Completion in Q4 2020.
2018	5141855777	LRT Corridor - Water	570,000	-	-	570,000	0.0%	B. Posedowski	STATUS: On hold.
2018	5141867752	Water Outstation Inspections	660,000	594,034	104,101	(38,135)	105.8%	B. Posedowski	STATUS: Work in progress - Water and Wastewater Financial Plan, Lynden New Well Cost Estimate Peer Review, and Condition Assessments (FDG01, HDR2A). NEXT STEPS: Account to be closed once purchase orders are closed in Q4 2020.
2018	5141895852	Carlisle Additnl Water Storage	440,000	-	-	440,000	0.0%	B. Posedowski	STATUS: Work completed - Three year Water Conservation Program in Carlisle. NEXT STEPS: Water System Specialist to assess alternatives to the future Carlisle Water Storage and initiate an EA Q2 2020.
2018	5141895956	Water Distribution Model	350,000	-	-	350,000	0.0%	B. Posedowski	NEXT STEPS: Issue project charter for water CAD model update and maintenance procedure in Q2 2020.
2019	5141955010	Water Systems Planning Program	400,000	27,608	99,968	272,425	31.9%	B. Posedowski	STATUS: Work in progress - Hydraulic impact assessment of watermain shutdown routes. NEXT STEPS: Issue Project Charter for Transient Modelling, System Curves and Watermain Hydraulic Analysis Report in Q2 2020.
2019	5141955247	Drinking Water System Changes	150,000	50,880	6,250	92,870	38.1%	B. Posedowski	STATUS: Consulting services - Form 1 development screening and approval support. NEXT STEPS: Completion in Q4 2020.
2019	5141955713	Drinking Water System Optimize	220,000	-	-	220,000	0.0%	B. Posedowski	NEXT STEPS: Issue project charter for pressure districts and drinking water system optimization in Q2 2020.
2019	5141957545	Water - Computer Model	280,000	-	-	280,000	0.0%	B. Posedowski	NEXT STEPS: Issue project charter for water CAD model update and maintenance procedure in Q2 2020.
2019	5141967752	Water Outstation Inspections	660,000	88,957	245,958	325,086	50.7%	B. Posedowski	STATUS: Condition assessments at different facilities. NEXT STEPS: Completion dates in Q2 2020.
Sub-Total Infrastructure Planning & Systems Design - Water			22,610,000	5,556,400	1,524,091	15,529,509	31.3%		

Wastewater - Rates

City of Hamilton Capital Projects Status Report - Public Works Rate Supported Projects
As of December 31, 2019

YEAR APPROVED	PROJECT ID	DESCRIPTION	APPROVED BUDGET (\$)	ACTUAL EXPENDITURES (\$)	PO COMMITMENTS (\$)	AVAILABLE BALANCE (\$) d = a - b - c	% COMPLETE e = (b+c) / a	Project Manager	STATUS EXPLANATION as of December 31, 2019
			a	b	c	d	e		
2007	5160755640	Non-trunk Flow Monitoring	500,000	114,300	398,089	(12,389)	102.5%	B. Posedowski	STATUS: Work in progress - design of wet weather control. NEXT STEPS: Request for prequalified contractors for construction in Q2 2020. Negative balance due to unanticipated tax changes.
2008	5160867751	WW Outstns - Asset Management	2,655,000	1,608,491	1,203,426	(156,917)	105.9%	B. Posedowski	STATUS: Work in progress - design of wet weather control. NEXT STEPS: Request for prequalified contractors for construction in Q2 2020. Negative balance due to unanticipated tax changes.
2013	5161367752	WW Outstation Inspection - AM	645,000	168,505	494,829	(18,334)	102.8%	B. Posedowski	STATUS: Work in progress - design for Facility Asset Management Program. NEXT STEPS: Completion in Q3 2023.
2014	5161455420	SERG - Flooding & Drainage MP	555,000	371,325	116,874	66,802	88.0%	B. Posedowski	STATUS: Work in progress - Flooding and Drainage Master Plan. NEXT STEP: Completion in Q4 2020.
2015	5161555264	City-Wide Wastewater MP	650,000	538,268	58,460	53,272	91.8%	B. Posedowski	STATUS: Work in progress - Citywide Water Wastewater Storm Master Plan. NEXT STEPS: Completion in Q1 2021.
2015	5161555955	Inflow & Infiltration	474,000	461,752	67,726	(55,478)	111.7%	B. Posedowski	STATUS: Work complete - HC058 Capacity Analysis. Work in progress - West Mountain Flow Monitoring (Phase II). NEXT STEPS: Completion in Q4 2020.
2015	5161557545	Wastewater Computer Model	550,000	458,164	171,482	(79,646)	114.5%	B. Posedowski	STATUS: Work in progress - Rain Gauges Flow Monitoring Services, and Hydrologic-hydraulic model for the storm sewer systems. NEXT STEPS: Completion in Q4 2020.
2016	5161655350	Riverdale Flood Relief EA	1,540,000	4,247	-	1,535,753	0.3%	B. Posedowski	STATUS: Work in progress - Riverdale East and Surrounding Neighbourhood Flooding Remedial Measures & Conceptual Design . NEXT STEPS: Conceptual Design Completion in Q1 2020. Detailed Design to follow.
2016	5161655351	Lawfield & Berrisfield Area	185,000	239,105	-	(54,105)	129.2%	B. Posedowski	STATUS: Work completed - Conceptual Design of Neighborhood I/I Reduction. NEXT STEPS: Consultation with HW Sr Management to decide which solution to pursue. Community outreach and education to follow.
2016	5161661434	Upsize Wilson Street Forcemain	270,000	4,875	-	265,125	1.8%	B. Posedowski	NEXT STEPS: Scope verification and issue project charter in Q1 2020.
2016	5161667421	New Haulage Receiving Station	1,690,000	210,565	34,590	1,444,845	14.5%	B. Posedowski	STATUS: Work in progress - Class EA and conceptual design. NEXT STEPS: EA completion & land acquisition in Q4 2020. Detailed design to follow.
2016	5161695747	Battlefield Trunk Sewer WW-33	12,150,000	1,559,153	-	10,590,847	12.8%	B. Posedowski	STATUS: Scope and timing to be confirmed in Citywide Master Plan. NEXT STEPS: Detailed Design by Engineering Services to follow.
2016	5161696452	AEGD - Dickenson Rd FM & Sewer	4,400,000	926,747	1,715,563	1,757,690	60.1%	S Jacob	Cole Engineering has been retained by City for the consulting services to undertake preliminary design, investigative services, detailed design and tender and contract administration services. The project is expected to be tendered late in 2020 with construction to begin in 2021. This is a multiple year project with construction taking at least 3 to 4 years. Expected completion - 2024/2025.
2017	5161755640	Non-Trunk Flow Monitoring	100,000	144,972	49,607	(94,579)	194.6%	B. Posedowski	STATUS: Work completed. NEXT STEPS: Account to be closed once outstanding purchase orders have been closed.
2017	5161755955	Inflow & Infiltration	300,000	272,681	5,211	22,108	92.6%	B. Posedowski	STATUS: Work completed. NEXT STEPS: Account to be closed once outstanding purchase orders have been closed.

City of Hamilton Capital Projects Status Report - Public Works Rate Supported Projects
As of December 31, 2019

YEAR APPROVED	PROJECT ID	DESCRIPTION	APPROVED BUDGET (\$)	ACTUAL EXPENDITURES (\$)	PO COMMITMENTS (\$)	AVAILABLE BALANCE (\$) d = a - b - c	% COMPLETE e = (b+c) / a	Project Manager	STATUS EXPLANATION as of December 31, 2019
			a	b	c	d	e		
2017	5161757420	SCADA Rain Gauges	50,000	-	-	50,000	0.0%	B. Posedowski	NEXT STEPS: Scope verification and issue project charter in Q2 2020.
2017	5161767752	WW Outstn Insp -Asset Mgm Prog	220,000	168,304	33,545	18,151	91.7%	B. Posedowski	STATUS: Work completed - Energy Audit (of HW facilities) & Condition Assessment (DC007 McMaster SPS). NEXT STEPS: Account to be closed once outstanding purchase orders have been closed.
2018	5161855010	Wastewater Systems Planning	300,000	188,288	124,635	(12,923)	104.3%	B. Posedowski	STATUS: Work in progress - Wastewater System Analysis & Hydraulic Assessment (LRT intensification Corridor & Roads Capital Program), Pollution Control Plan, Riverdale East Flooding Investigation, CSO Reporting. NEXT STEPS: Work ongoing.
2018	5161855640	Flow Monitoring Program	50,000	40,813	2,820	6,367	87.3%	B. Posedowski	STATUS: Work completed - Citywide Sanitary Service Flow Monitoring, and Rain Gauges Flow Monitoring Services. NEXT STEPS: Account to be closed once purchase orders are closed.
2018	5161855777	LRT Corridor - Wastewater	570,000	(7,084)	1,801	575,282	-0.9%	B. Posedowski	STATUS: On hold.
2018	5161857545	Wastewater Computer Model	280,000	237,849	70,664	(28,512)	110.2%	B. Posedowski	STATUS: Work completed - Citywide Sanitary & Stormwater Flow Monitoring Services. NEXT STEPS: Account to be closed once purchase orders have been closed.
2018	5161867752	Wastewater Outstation Inspect	520,000	136,373	64,196	319,431	38.6%	B. Posedowski	STATUS: Work in progress - Condition Assessment (HC017 Eastport SPS), and Development Water Financial Plan. NEXT STEPS: Completion in Q3 2019.
2019	5161955010	WW Systems Planning Program	600,000	41,913	154,619	403,468	32.8%	B. Posedowski	STATUS: Work in progress - Capacity Monitoring Study at the Woodward WWTP, Development Screening and Approval Support, and CSO Reporting. NEXT STEPS: Completion in Q4 2020.
2019	5161955640	Flow Monitoring Program	350,000	-	-	350,000	0.0%	B. Posedowski	STATUS: Work in progress - Sanitary Service Flow Monitoring in Binbrook, and Citywide Rain Gauges Monitoring. NEXT STEPS: Completion in Q1 2022.
2019	5161955955	Inflow & Infiltration Studies	500,000	178,771	58	321,171	35.8%	B. Posedowski	STATUS: Work complete - AEGD Flow monitoring and inflow and infiltration analysis NEXT STEPS: Completion in Q4 2020.
2019	5161957545	Wastewater Computer Model	380,000	-	-	380,000	0.0%	B. Posedowski	NEXT STEPS: Scope verification and issue project charter in Q2 2020.
2019	5161967752	WW Outstation Inspections	520,000	-	-	520,000	0.0%	B. Posedowski	NEXT STEPS: Scope verification and issue project charter in Q2 2020.
2019	5161996954	Aberdeen Hillside Sewer	450,000	-	-	450,000	0.0%	B. Posedowski	NEXT STEPS: Scope verification and issue project charter in Q2 2020.
Sub-Total Infrastructure Planning & Systems Design - Wastewater			31,454,000	8,068,376	4,768,195	18,617,429	40.8%		
Storm water - Rates									
2012	5181260216	Golf Course SWMP Rosedale	2,570,000	651,757	97,902	1,820,341	29.2%	B. Posedowski	STATUS: Work in progress - Enhanced Functional Design and Topographic Survey, Archaeological investigation, MOE and HCA Approvals review period. NEXT STEPS: Completion of functional design in Q4 2020. Detailed design to follow.

City of Hamilton Capital Projects Status Report - Public Works Rate Supported Projects
As of December 31, 2019

YEAR APPROVED	PROJECT ID	DESCRIPTION	APPROVED BUDGET (\$)	ACTUAL EXPENDITURES (\$)	PO COMMITMENTS (\$)	AVAILABLE BALANCE (\$) d = a - b - c	% COMPLETE e = (b+c) / a	Project Manager	STATUS EXPLANATION as of December 31, 2019
			a	b	c	d	e		
2012	5181274800	Watercourse 5 and 6	3,850,000	397,595	29,436	3,422,969	11.1%	B. Posedowski	STATUS: Work completed - Flood plain mapping and hydrologic analysis to update SCUBE reports, Hydraulics Assessment and Class EA Work. NEXT STEPS: Account to be closed.
2013	5181355350	SERG Studies & Assessments	740,000	683,079	51,926	4,995	99.3%	B. Posedowski	STATUS: Work completed - Low Impact Development Bump out (Bay and Simcoe) & Beach Strip Flooding Study. NEXT STEPS: Account to be closed once purchase orders are closed.
2014	5181455420	SERG - Flooding & Drainage MP	645,000	30,649	449,999	164,353	74.5%	B. Posedowski	STATUS: Work in progress - Flooding and Drainage Master Plan. NEXT STEP: Completion in Q4 2020.
2015	5181555422	GRIDS II - Stormwater MP	650,000	75,426	499,252	75,322	88.4%	B. Posedowski	STATUS: Work in progress - Citywide Water Wastewater Storm Master Plan. NEXT STEPS: Completion in Q1 2021.
2015	5181562590	SWMP Retrofits	660,000	68,769	130,124	461,108	30.1%	B. Posedowski	STATUS: Work in progress - Analysis & conceptual design (Stormwater Management Pond Retrofits # 67, 9, 54, 52, 35, 14). NEXT STEPS: Completion of design in Q3 2020. Construction to follow.
2016	5181655075	SERG - Watershed Proj Coord	500,000	232,413	167,322	100,265	79.9%	B. Posedowski	STATUS: Work in progress - Lower Spencer Creek Sub watershed study. NEXT STEPS: Completion in Q4 2020.
2016	5181655421	SERG Stormwater System Planning	280,000	259,246	93,980	(73,226)	126.2%	B. Posedowski	STATUS: Work completed - Hydraulic Assessment (Storm Sewer in Ancaster, and Stormwater needs for Roads Capital Program). NEXT STEPS: Account to be closed once purchase orders are closed.
2017	5181755420	Stormwater Drainage Review	280,000	217,938	35,762	26,300	90.6%	B. Posedowski	STATUS: Work in progress - Detailed Drainage Assessment Study Phase 2 (Development of Existing Residential Neighborhoods in Rural Ancaster). NEXT STEPS: Completion in Q2 2020.
2017	5181755421	SERG - SW System Planning	280,000	113,406	11,692	154,902	44.7%	B. Posedowski	STATUS: Work completed - Wilson Street Stormwater Drainage Plan. NEXT STEPS: Completion in Q4 2020.
2018	5181823155	SERG - Dundas Drainage Upgrade	120,000	22,856	43,325	53,819	55.2%	B. Posedowski	STATUS: Work in progress - Conceptual design. NEXT STEPS: Detailed design in Q1 2021.
2018	5181872295	SERG - LEEDS Implementation	610,000	18,519	-	591,481	3.0%	B. Posedowski	NEXT STEPS: Revisit the conceptual solution to the Winona Area Drainage Improvements and provide an alternate solution. Project charter to be issued in Q2 2020.
2019	5181955350	Climate Change Impact Assess	550,000	119	-	549,881	0.0%	B. Posedowski	NEXT STEPS: Issue project charter to evaluate current IDF curves with considerations for climate change in Q2 2020.
2019	5181955421	Storm System Planning Prm	480,000	-	39,375	440,625	8.2%	B. Posedowski	STATUS: Work in progress - Development screening and approval support, and Hydraulic assessments of local storm sewers. NEXT STEPS: Completion in Q3 2020.
2019	5181957545	Stormwater Computer Model	1,080,000	-	-	1,080,000	0.0%	B. Posedowski	STATUS: Scope verification NEXT STEPS: Issue project charter in Q2 2020.
2021	5182155101	SERG - SC & Battlefield Creek	150,000	-	-	150,000	0.0%	B. Posedowski	STATUS: On hold. Awaiting results of HCA study on Battlefield Creek. NEXT STEPS: Initiate study in 2021 on erosion control and creek bank stabilization along lower Battlefield Creek.
Sub-Total Infrastructure Planning & Systems Design - Storm water			13,445,000	2,771,772	1,650,093	9,023,134	32.9%		
TOTAL INFRASTRUCTURE PLANNING & SYSTEMS DESIGN SECTION			67,509,000	16,396,548	7,942,379	43,170,073	36.1%		

YEAR APPROVED	PROJECT ID	DESCRIPTION	APPROVED BUDGET (\$)	ACTUAL EXPENDITURES (\$)	PO COMMITMENTS (\$)	AVAILABLE BALANCE (\$) d = a - b - c	% COMPLETE e = (b+c) / a	Project Manager	STATUS EXPLANATION as of December 31, 2019
			a	b	c	d	e		

WOODWARD UPGRADES SECTION

Wastewater - Rates

2008	5160866801*	Woodward WWTP - Clean Harbour	395,647,800	166,027,262	229,620,538	-	100.0%	J. Helka	STATUS: GIF funded. \$94M future budgets requested (cash flowed 2021 - 2022). Work in progress - construction (Raw Wastewater Pumping Station, Electrical System, and Tertiary Treatment). NEXT STEPS: Substantial performance in Q1 2022.
2009	5160966910	WWTP - Biosolids MP Implement	10,470,000	5,493,654	4,197,331	779,015	92.6%	J. Helka	STATUS: PPP Canada funded, and cash flow budget approved by Finance. Work in progress - Design-Bid-Finance-Operate-Maintain Contract awarded to Harbour City Solutions for the Biosolids Management Project. NEXT STEPS: Substantial performance in Q2 2020.

Sub-Total Woodward Upgrades - Wastewater

406,117,800 171,520,916 233,817,869 779,015 99.8%

TOTAL WOODWARD UPGRADES SECTION

406,117,800 171,520,916 233,817,869 779,015 99.8%

*Note: Due to significant funds and multi-year cash flows, funded budget = expenditures and commitments

PLANT MAINTENANCE AND TECHNICAL SERVICES SECTION

Water - Rates

2015	5141566711	Annual Water Treatment Studies	250,000	119,673	134,728	(4,402)	101.8%	S. McCauley	STATUS: Work in progress - Woodward Water Treatment Plant (Baseline biological activity, and Optimization Study for Corrosion Control using Phosphoric acid chemical dosing). NEXT STEPS: Completion in Q4 2020.
2017	5141766711	Annual Water Treatment Studies	250,000	121,410	116,000	12,590	95.0%	S. McCauley	STATUS: Work completed - assessment (Chlorine Chemical Building, and CT calculations). Work in progress - Industry Review of Asset Maintenance Programs for Municipal W&WW Vertical Infrastructure. NEXT STEPS: Completion in Q4 2020.
2017	5141766713	Annual Water Maintenance	2,500,000	649,854	230,271	1,619,875	35.2%	S. McCauley	STATUS: Work in progress - design (PACL system repairs at the Woodward WTP), & awarding construction (Installation of Premise Isolation Backflow Protection Program for HW Facilities). NEXT STEPS: Completion in Q4 2020.
2018	5141866350	WTP Lighting Upgrade	200,000	27,727	108,579	63,694	68.2%	S. McCauley	STATUS: Substantially performed (Energy Efficient LED Lighting at Woodward WWTP and Administration Building). NEXT STEPS: Account to close once purchase orders have been closed.
2018	5141866713	Annual Water Maintenance	1,500,000	76,371	70,000	1,353,629	9.8%	S. McCauley	STATUS: Work in progress. NEXT STEPS: Completion in Q4 2020.

Sub-Total Plant Maintenance & Technical Services - Water

4,700,000 995,035 659,578 3,045,387 35.2%

Wastewater - Rates

2017	5161766713	Wastewater Maintenance Capital	3,000,000	1,902,595	1,068,454	28,951	99.0%	S. McCauley	STATUS: Work in progress. NEXT STEPS: Completion in Q4 2020.
------	------------	--------------------------------	-----------	-----------	-----------	--------	-------	-------------	--

YEAR APPROVED	PROJECT ID	DESCRIPTION	APPROVED BUDGET (\$)	ACTUAL EXPENDITURES (\$)	PO COMMITMENTS (\$)	AVAILABLE BALANCE (\$) d = a - b - c	% COMPLETE e = (b+c) / a	Project Manager	STATUS EXPLANATION as of December 31, 2019
			a	b	c	d	e		
2017	5161766745	Woodward WWTP-Oper Readiness	2,475,000	1,582,209	394,224	498,568	79.9%	S. McCauley	STATUS: Work completed (North Aeration Diffuser Membranes). NEXT STEPS: Account to close once purchase orders have been closed.
2018	5161866350	Woodward WWTP Lighting Upgrade	690,000	597,782	90,749	1,468	99.8%	S. McCauley	STATUS: Substantially performed (Energy Efficient LED Lighting at Woodward WWTP and Administration Building). NEXT STEPS: Account to close once purchase orders have been closed.
2018	5161866511	Woodward WWTP - Digester #4	5,500,000	726,910	2,734,449	2,038,641	62.9%	S. McCauley	STATUS: Work in progress - construction. NEXT STEPS: Substantial performance in Q1 2021.
2018	5161866713	Wastewater Maintenance Capital	4,750,000	478,704	652,840	3,618,455	23.8%	S. McCauley	STATUS: Work in progress. NEXT STEPS: Completion in Q4 2021.
Sub-Total Plant Maintenance & Technical Services - WasteWater			16,415,000	5,288,201	4,940,717	6,186,083	62.3%		
TOTAL PLANT MAINTENANCE & TECHNICAL SERVICES SECTION			21,115,000	6,283,236	5,600,295	9,231,470	56.3%		
WATER & WASTEWATER PLANNING AND CAPITAL SECTION									
Corporate Project Program - Tax									
2009	2110953900	Randle Reef Rehab Project	7,250,000	7,847,735	275,000	(872,735)	112.0%	M. Bainbridge	STATUS: Cash flow budget approved by Finance. Work completed - Stage 1 (October 2018). Work in progress - Stage 2. NEXT STEPS: Stage 2 Completion in Q1 2020 & Stage 3 Tender for Construction in late 2020.
Sub-Total Water & Wastewater Planning & Capital - Corporate Project Program			7,250,000	7,847,735	275,000	(872,735)	112.0%		
Wastewater - Rates									
2014	5161468422	Randle Reef Sediment Remediate	5,100,000	4,325,000	1,675,000	(900,000)	117.6%	M. Bainbridge	STATUS: Cash flow budget approved by Finance. Work completed - Stage 1 (October 2018). Work in progress - Stage 2. NEXT STEPS: Stage 2 Completion in Q1 2020 & Stage 3 Tender for Construction in late 2020.
Sub-Total Water & Wastewater Planning & Capital - Wastewater			5,100,000	4,325,000	1,675,000	(900,000)	117.6%		
TOTAL WATER & WASTEWATER PLANNING AND CAPITAL SECTION			12,350,000	12,172,735	1,950,000	(1,772,735)	114.4%		
HAMILTON WATER & WASTEWATER- DIRECTOR									
Wastewater - Rates									
2015	5161555545	Capital Works Information Mgmt	280,000	-	-	280,000	0.0%	A. Grice	STATUS: Work complete - PMO / IT BI Collaborative Reporting Project (WATSN). NEXT STEPS: Dashboards, Working Environment, and Operating Budget Reporting in Q2 2020.
Sub-Total - Wastewater			280,000	0	0	280,000	0.0%		
TOTAL HAMILTON WATER & WASTEWATER DIRECTOR SECTION			280,000	-	-	280,000	0.0%		
WATER & WASTEWATER ENGINEERING SERVICES SECTION									
Water - Engineering Services									

City of Hamilton Capital Projects Status Report - Public Works Rate Supported Projects
As of December 31, 2019

YEAR APPROVED	PROJECT ID	DESCRIPTION	APPROVED BUDGET (\$)	ACTUAL EXPENDITURES (\$)	PO COMMITMENTS (\$)	AVAILABLE BALANCE (\$) d = a - b - c	% COMPLETE e = (b+c) / a	Project Manager	STATUS EXPLANATION as of December 31, 2019
			a	b	c	d	e		
2014	5141455425	Concrete Pipe Condition Assessment	2,750,000	1,690,973	287,384	771,644	71.9%	E. Waite / Zantingh / Grieci	Ongoing - work in progress
2015	5141596152	PD11 (Governor's Rd) Extend	1,120,000	1,144,690	2,699	(27,388)	102.4%	M. Oddi	Will close in next closing report.
2015	5141596153	PD22 (Governor's Rd) Extend	900,000	883,250	2,200	14,550	98.4%	M. Oddi	Will close in next closing report.
2015	5141596550	Stone Church Feedermain (W-24)	25,300,000	2,440,078	92,831	22,767,091	10.0%	S. Jacob	Functional design report to be received by end of March 2020. If a different route has to be decided, a consultant assignment to check the Stone Church Road feasibility between Paramount and Darnhall have to be checked. Construction schedule to be re-examined.
2016	5141660999	Closed Projects - Water	218,000	75,388	148,658	(6,046)	102.8%	M. Oddi / P. McNab	Move purchase order for Lakeside Contracting (C15-49-14 - James St N) to separate project ID and monitor balance of project for unused contingency and maintenance period works.
2016	5141670000	Coordinated Road and Subsurface Works - 2016	3,091,000	2,927,693	152,192	11,116	99.6%	M. Oddi / P. McNab	Pending litigation with Lakeside Contracting (James St S).
2017	5141757626	Critical WM Inspection Program - 2017	330,000	73,459	149,970	106,571	67.7%	E. Waite / M. Zantingh / J. Grieci	Ongoing - work in progress. Claim for CWWF funding underway.
2017	5141760577	Metallic Watermain Condition Assessment Program - 2017	685,000	685,000	-	-	100.0%	E. Waite / M. Zantingh / J. Grieci	Will close once CWWF final claim has been processed - after March 31/20.
2017	5141760754	Kenilworth Transmission Watermain Renewal	2,400,000	525,045	16,370	1,858,584	22.6%	E. Waite / M. Zantingh / J. Grieci	Ongoing - work in progress
2017	5141761777	Beach Trunkmain Rehab	7,300,000	899,744	-	6,400,256	12.3%	E. Waite / M. Zantingh / J. Grieci	To be tendered in Q3 2020.
2017	5141771301	WM Replace Program - Coordinated with Roads - 2017	2,815,000	2,508,859	263,728	42,413	98.5%	M. Oddi / P. McNab	Complete pending final review/audit/payment.
2018	5141811101	Road Restoration Program - 2018	5,400,000	3,092,105	-	2,307,895	57.3%	D. Lamont / B. Waddell	Complete. Surplus to be used to WIP fund to 2021 program.
2018	5141857626	Critical WM Inspection Program - 2018	330,000	169,890	52,531	107,580	67.4%	E. Waite / M. Zantingh / J. Grieci	Ongoing - work in progress. Claim for CWWF funding underway.
2018	5141857627	Fennell Trunkmain Inspection	750,000	681,720	64,883	3,397	99.5%	E. Waite / M. Zantingh / J. Grieci	Ongoing - work in progress
2018	5141857628	Saltfleet Trunkmain Inspection	593,000	591,221	-	1,779	99.7%	E. Waite / M. Zantingh / J. Grieci	Will close once CWWF final claim has been processed - after March 31/20
2018	5141860072	Structural WM Lining Program - 2018	7,320,000	6,722,668	116,649	480,683	93.4%	E. Waite / M. Zantingh / J. Grieci	Complete and will close once commitments are paid/cleared.
2018	5141860577	Metallic Watermain Condition Assessment Program - 2018	700,000	474,606	202,659	22,736	96.8%	E. Waite / M. Zantingh / J. Grieci	Complete and will close once commitments are paid/cleared.

City of Hamilton Capital Projects Status Report - Public Works Rate Supported Projects
As of December 31, 2019

YEAR APPROVED	PROJECT ID	DESCRIPTION	APPROVED BUDGET (\$)	ACTUAL EXPENDITURES (\$)	PO COMMITMENTS (\$)	AVAILABLE BALANCE (\$) d = a - b - c	% COMPLETE e = (b+c) / a	Project Manager	STATUS EXPLANATION as of December 31, 2019
			a	b	c	d	e		
2018	5141861300	Wm Replacement Program - 2018	800,000	195,949	-	604,051	24.5%	E. Waite / M. Zantingh / J. Grieci	Barton - Queen to Locke to be reprioritized in capital budget and surplus used as WIP funding.
2019	5141911101	Road Restoration Program - 2019	5,400,000	3,457,848	1,831,661	110,491	98.0%	D. Lamont / B. Waddell	Ongoing - work in progress. Anticipate completion by Q2 2020.
2019	5141949555	QA-QC Service Contract 2019	160,000	54,342	15,190	90,468	43.5%	E. Waite / M. Zantingh / J. Grieci	Ongoing - work in progress
2019	5141955556	Mapping Update - 2019	40,000	5,781	-	34,219	14.5%	D. Lamont / C. Lauricella	Ongoing - work in progress. Anticipate completion by year end 2020.
2019	5141960072	Structural WM Lining Program - 2019	6,996,000	6,914,344	-	81,656	98.8%	E. Waite / M. Zantingh / J. Grieci	Will close next BER, after year end reporting.
2019	5141960080	Valve Replacement - 2019	1,580,000	480,998	92,983	1,006,019	36.3%	E. Waite / M. Zantingh / J. Grieci	Ongoing - work in progress
2019	5141960577	Metallic WM Condition Assess	580,000	124,080	76,848	379,073	34.6%	E. Waite / M. Zantingh / J. Grieci	Complete and will close once commitments are paid/cleared.
2019	5141960711	PW Capital Water Consumption Program - 2019	200,000	228,045	-	(28,045)	114.0%	E. Waite / P. McNab	Will close next BER, after year end reporting.
2019	5141961341	Pineland-Teal-Community etc	110,000	15,032	-	94,968	13.7%	E. Waite / M. Zantingh / J. Grieci	Ongoing - work in progress
2019	5141962073	Field Data Systems Program - 2019	150,000	46,221	85,043	18,736	87.5%	E. Waite / Sharma	Ongoing - work in progress - to be complete by year end 2020.
2019	5141970002	Baldwin & Court-West to Dundas	190,000	129,692	54,968	5,340	97.2%	M. Oddi	Complete - surface asphalt in 2020
2019	5141970003	Brampton - Parkdale to Strathearne	780,000	812,645	-	(32,645)	104.2%	M. Oddi	Will close next BER, after year end reporting.
2019	5141970004	Bruce Dale - Upper Wentworth to Upper Sherman (Eastmount Nbhd)	780,000	757,553	-	22,447	97.1%	M. Oddi	Will close next BER, after year end reporting.
2019	5141970005	Cheever - Barton to Birge and Birge - Cheever to Wentworth	240,000	239,617	2,823	(2,440)	101.0%	M. Oddi	Complete and will close once commitments are paid/cleared.
2019	5141970007	Haddon - Sterling to Marion	310,000	42,363	-	267,637	13.7%	E. Waite / M. Zantingh / J. Grieci	Work to be completed in 2020.
2019	5141970008	Hewitson - Dupont to Barton	230,000	176,495	27,290	26,215	88.6%	M. Oddi	Complete - surface asphalt in 2020
2019	5141970009	Locke - Herkimer to Main	800,000	757,430	39,915	2,655	99.7%	M. Oddi	Complete pending final review/audit/payment.
2019	5141970010	Parkdale - Burlington to north end & Steel City Court	1,050,000	921,190	101,508	27,302	97.4%	M. Oddi	Complete pending final review/audit/payment.
2019	5141970012	Sheaffe / Park / Mulberry (Central Nbhd (North))	910,000	124,356	-	785,644	13.7%	E. Waite / M. Zantingh / J. Grieci	Deferred to 2020 due to combined sewer issues. MacNab rehabilitation done as stand alone in 2019.
2019	5141971074	Contingency for Unscheduled Works Program - 2019	100,000	12,977	-	87,023	13.0%	E. Waite / P. McNab	% spent dependent on # of unscheduled works. Future budgets on hold pending depletion of these funds.
2019	5141971302	Baldwin & Court-West to Dundas	170,000	173,392	-	(3,392)	102.0%	M. Oddi	Will close next BER, after year end reporting.
2019	5141971303	Brampton - Parkdale to Strathearne	730,000	718,572	14,130	(2,702)	100.4%	M. Oddi	Complete pending final review/audit/payment.

City of Hamilton Capital Projects Status Report - Public Works Rate Supported Projects
As of December 31, 2019

YEAR APPROVED	PROJECT ID	DESCRIPTION	APPROVED BUDGET (\$)	ACTUAL EXPENDITURES (\$)	PO COMMITMENTS (\$)	AVAILABLE BALANCE (\$) d = a - b - c	% COMPLETE e = (b+c) / a	Project Manager	STATUS EXPLANATION as of December 31, 2019
			a	b	c	d	e		
2019	5141971304	Brucedale - Upper Wentworth to Upper Sherman (Eastmount Nbhd)	1,710,000	1,585,795	17,898	106,307	93.8%	M. Oddi	Complete pending final review/audit/payment.
2019	5141971305	Cheever - Barton to Birge and Birge - Cheever to Wentworth	580,000	537,507	37,891	4,602	99.2%	M. Oddi	Complete pending final review/audit/payment.
2019	5141971306	Ferguson -Simcoe to Burlington	440,000	391,104	44,695	4,201	99.0%	M. Oddi	Surface asphalt in 2020.
2019	5141971307	Haddon - Sterling to Marion	510,000	69,694	-	440,306	13.7%	E. Waite / M. Zantingh / J. Grieci	Work to be completed in 2020.
2019	5141971308	Hewitson - Dupont to Barton	370,000	208,403	26,284	135,313	63.4%	M. Oddi	Complete pending final review/audit/payment.
2019	5141971309	Locke - Herkimer to Main	2,590,000	2,675,686	-	(85,686)	103.3%	M. Oddi	Will close next BER, after year end reporting.
2019	5141971310	Parkdale - Burlington to north end & Steel City Court	1,422,000	1,060,060	360,067	1,873	99.9%	M. Oddi	Complete pending final review/audit/payment.
2019	5141971312	Sheaffe / Park / Mulberry (Central Nbhd (North))	1,050,000	181,306	-	868,694	17.3%	E. Waite / M. Zantingh / J. Grieci	Deferred to 2020 due to combined sewer issues. MacNab rehabilitation done as stand alone in 2019.
2019	5141971313	LRT Sherman-King to south end	90,000	26,763	-	63,237	29.7%	S. Jacob	LRT cancelled, project to be reprioritized in capital budget
2019	5141971314	LRT Wentworth - Wilson to King	90,000	26,661	4,000	59,339	34.1%	S. Jacob	LRT cancelled, project to be reprioritized in capital budget
2019	5141971315	LRT Main-Delena to Normanhurst	230,000	138,618	65,272	26,111	88.6%	S. Jacob	LRT cancelled, project to be reprioritized in capital budget
Sub-Total Water - Engineering Services			93,390,000	48,876,906	4,451,217	40,061,878	57.1%		

WasteWater - Engineering Services

2007	5160795757	Centennial Trnk Swr-WW14,WW33	84,200,000	82,316,166	1,353,634	530,200	99.4%	M. Oddi	Sewer complete. Restoration ongoing.
2013	5161395358	Hwy 56 Forcemain&Twinning WW21	27,190,000	18,635,076	55,714	8,499,211	68.7%	M. Oddi	Sewer complete. Well monitoring ongoing.
2015	5161555077	Zoom Camera Inspection - Data Component	760,000	715,029	13,847	31,124	95.9%	E. Waite / M. Zantingh / H. Krinas	Complete and will close once commitments are paid/cleared.
2015	5161560591	Barton St. Trunk Sewer Rehab - Strathearne to Weir	1,236,000	886,620	149,086	200,294	83.8%	E. Waite / M. Zantingh / H. Krinas	Complete pending final review/audit/payment.
2015	5161560999	Closed Projects - WasteWater	119,000	20,092	88,728	10,180	91.4%	M. Oddi / P. McNab	Will close in next BER - will move purchase order for Lakeside Contracting (C15-49-14 - James St N) to separate project ID and then close this project.
2015	5161596855	Royal to Main-King CSO (WW-22)	24,880,000	2,672,050	160,390	22,047,560	11.4%	S. Jacob	Stantec Consulting finishing up the design for Phase 1 construction. Will proceed if Ministry of Environment permits and MTO permits are available.
2017	5161718420	Grindstone Creek Utility Bridge	970,000	674,085	304,616	(8,700)	100.9%	E. Waite / M. Zantingh / H. Krinas	Complete and will close once commitments are paid/cleared.
2017	5161760390	Wastewater System Lining Program - 2017	4,500,000	4,500,000	-	-	100.0%	E. Waite / M. Zantingh / H. Krinas	Will close once CWWF final claim has been processed - after March 31/20
2017	5161760575	Mainline Sewer Condition Assessment Program - 2017	1,330,000	1,330,000	-	(0)	100.0%	E. Waite / M. Zantingh / H. Krinas	Will close once CWWF final claim has been processed - after March 31/20
2017	5161768240	Western Interceptor Sewer CCTV and Sonar Inspection	2,460,000	940,419	703,958	815,623	66.8%	E. Waite / M. Zantingh / H. Krinas	Complete and will close once commitments are paid/cleared.

City of Hamilton Capital Projects Status Report - Public Works Rate Supported Projects
As of December 31, 2019

YEAR APPROVED	PROJECT ID	DESCRIPTION	APPROVED BUDGET (\$)	ACTUAL EXPENDITURES (\$)	PO COMMITMENTS (\$)	AVAILABLE BALANCE (\$) d = a - b - c	% COMPLETE e = (b+c) / a	Project Manager	STATUS EXPLANATION as of December 31, 2019
			a	b	c	d	e		
2018	5161855878	Forcemain Condition Assessment Program - 2018	300,000	165,119	33,944	100,937	66.4%	E. Waite / M. Zantingh / H. Krinas	Ongoing - work in progress
2018	5161860390	Wastewater System Lining Program - 2018	4,582,000	4,582,000	-	-	100.0%	E. Waite / M. Zantingh / H. Krinas	Will close once CWWF final claim has been processed - after March 31/20
2018	5161860533	Trenchless Manhole Rehabilitation - 2018	40,000	27,568	11,869	564	98.6%	E. Waite / M. Zantingh / H. Krinas	Will close in next BER.
2018	5161860574	Pre-Construction Mainline Condition Assessment	550,000	363,952	135,954	50,094	90.9%	E. Waite / M. Zantingh / H. Krinas	Complete and will close once commitments are paid/cleared.
2018	5161860575	Mainline Sewer Condition Assessment Program - 2018	1,260,000	610,874	617,418	31,708	97.5%	E. Waite / M. Zantingh / H. Krinas	Complete and will close once commitments are paid/cleared.
2018	5161860830	Windemere Rd Sewer Extension, Municipal Act	980,000	939,360	2,691	37,948	96.1%	E. Waite / M. Zantingh / H. Krinas	Complete and will close once commitments are paid/cleared.
2018	5161861444	Sewer Lateral Replace/Rehab Program - 2018	4,139,000	4,139,000	-	-	100.0%	E. Waite / M. Zantingh / H. Krinas	Will close once CWWF final claim has been processed - after March 31/20
2018	5161862850	Eastern Interceptor Repair at the WWTP Aeration Tank	2,800,000	505,603	83,080	2,211,317	21.0%	E. Waite / M. Zantingh / H. Krinas	Construction to begin in Q3 2020.
2018	5161871074	Contingency for Unscheduled Works Program - 2018	100,000	39,345	24,692	35,963	64.0%	E. Waite / P. McNab	% spent dependent on # of unscheduled works. Future budgets on hold pending depletion of these funds.
2019	5161911101	Road Restoration Program - 2019	1,800,000	1,399,229	362,667	38,104	97.9%	D Lamont/ Waddell	Ongoing - work in progress. Anticipate completion by Q2 2020.
2019	5161949555	QA-QC Service Contract 2019	220,000	121,941	60,338	37,721	82.9%	E. Waite / M. Zantingh / H. Krinas	Ongoing - work in progress
2019	5161955556	Mapping Update - 2019	40,000	5,781	-	34,219	14.5%	D Lamont/ Lauricella	Ongoing - work in progress. Anticipate completion by year end 2020.
2019	5161955878	Forcemain Condition Assessment Program - 2019	310,000	42,363	-	267,637	13.7%	E. Waite / M. Zantingh / H. Krinas	Ongoing - work in progress
2019	5161960390	Wastewater System Lining Program - 2019	4,660,000	3,195,732	775,304	688,965	85.2%	E. Waite / M. Zantingh / H. Krinas	Ongoing - work in progress
2019	5161960533	Trenchless Manhole Rehabilitation - 2019	80,000	6,932	-	73,068	8.7%	E. Waite / M. Zantingh / H. Krinas	Will close in next BER.
2019	5161960574	Pre-Construction Mainline Condition Assessment	580,000	92,260	300,000	187,740	67.6%	E. Waite / M. Zantingh / H. Krinas	Ongoing - work in progress

City of Hamilton Capital Projects Status Report - Public Works Rate Supported Projects
As of December 31, 2019

YEAR APPROVED	PROJECT ID	DESCRIPTION	APPROVED BUDGET (\$)	ACTUAL EXPENDITURES (\$)	PO COMMITMENTS (\$)	AVAILABLE BALANCE (\$) d = a - b - c	% COMPLETE e = (b+c) / a	Project Manager	STATUS EXPLANATION as of December 31, 2019
			a	b	c	d	e		
2019	5161960575	Mainline Sewer Condition Assessment Program - 2019	790,000	360,485	380,590	48,925	93.8%	E. Waite / M. Zantingh / H. Krinas	Complete and will close once commitments are paid/cleared.
2019	5161960576	Sewer Lateral Condition Assessment - 2019	620,000	636,339	-	(16,339)	102.6%	E. Waite / M. Zantingh / H. Krinas	Will close in next BER.
2019	5161960577	Mainline Sewer Condition Assessment for Compliance & Regs - 2019	120,000	21,590	100,000	(1,590)	101.3%	E. Waite / M. Zantingh / H. Krinas	Ongoing - work in progress
2019	5161960711	PW Capital Water Consumption Program - 2019	200,000	296,960	-	(96,960)	148.5%	E. Waite / P. McNab	Will close in next BER. Deficit will have been cleared.
2019	5161960820	Open Cut Repairs for CIPP Program - 2019	580,000	359,306	74,415	146,278	74.8%	E. Waite / M. Zantingh / H. Krinas	Complete and will close once commitments are paid/cleared.
2019	5161960942	Ancaster Sewage Pipeline Rehab	6,560,000	4,993,019	989,484	577,498	91.2%	E. Waite / M. Zantingh / H. Krinas	Ongoing - work in progress
2019	5161961444	Sewer Lateral Replace/Rehab Program - 2019	3,620,000	3,410,012	-	209,988	94.2%	E. Waite / M. Zantingh / H. Krinas	Ongoing - work in progress
2019	5161962073	Field Data Systems Program - 2019	110,000	79,559	22,000	8,441	92.3%	E. Waite / D. Sharma	Ongoing - work in progress - to be complete by year end 2020.
2019	5161968920	Fennell-Greenhill Drop Shaft	180,000	77,499	93,336	9,166	94.9%	E. Waite / Zantingh / Krinas	Ongoing - work in progress
2019	5161971015	Sewer Lateral Replacement for Co-ordinated Projects - 2019	430,000	199,963	53,037	177,001	58.8%	E. Waite / M. Zantingh / H. Krinas	Ongoing - work in progress
2019	5161971074	Contingency for Unscheduled Works Program - 2019	160,000	22,393	88,244	49,364	69.1%	E. Waite / P. McNab	% spent dependent on # of unscheduled works. Future budgets on hold pending depletion of these funds.
2019	5161971905	Cheever - Barton to Birge and Birge - Cheever to Wentworth	90,000	20,884	65,208	3,908	95.7%	M. Oddi	Complete pending final review/audit/payment.
2019	5161971945	Sheaffe / Park / Mulberry (Central Nbhd (North))	2,350,000	413,310	41,188	1,895,502	19.3%	E. Waite / M. Zantingh / H. Krinas	Deferred to 2020 due to combined sewer issues. MacNab rehabilitation done as stand alone in 2019.
Sub-Total Wastewater - Engineering Services			185,896,000	139,817,914	7,145,430	38,932,656	79.1%		

Storm Sewers - Engineering Services

2012	5181272290	Storm Sewer Upgrades - 2012	7,596,000	7,332,529	226,616	36,855	99.5%	M. Oddi / P. McNab	Complete pending final billing from CN.
2013	5181372295	SERG - Mount Albion SWMF Rehab	670,000	174,308	5,558	490,134	26.8%	S. Jacob	Hamilton Water (Dave Arsenault) to pursue rehab strategies and advise before embarking on detailed design.
2014	5181460423	SERG - Princess at Birch	90,000	11,172	-	78,828	12.4%	S. Jacob	Phase 2 Class EA is complete but the funding for the total project has been removed.
2015	5181555077	Zoom Camera Inspection - Data Component	760,000	494,945	260,780	4,275	99.4%	E. Waite / M. Zantingh / H. Krinas	Complete and will close once commitments are paid/cleared.

City of Hamilton Capital Projects Status Report - Public Works Rate Supported Projects
As of December 31, 2019

YEAR APPROVED	PROJECT ID	DESCRIPTION	APPROVED BUDGET (\$)	ACTUAL EXPENDITURES (\$)	PO COMMITMENTS (\$)	AVAILABLE BALANCE (\$) d = a - b - c	% COMPLETE e = (b+c) / a	Project Manager	STATUS EXPLANATION as of December 31, 2019
			a	b	c	d	e		
2015	5181560591	Barton St. Trunk Sewer Rehab - Strathearne to Weir	1,290,000	936,709	140,053	213,239	83.5%	E. Waite / M. Zantingh / H. Krinas	Complete pending final review/audit/payment.
2015	5181560999	Closed Projects - Storm	118,000	26,288	83,377	8,335	92.9%	M. Oddi / P. McNab	This project is primarily used to hold the contingency lines of purchase orders for several completed works until the maintenance period has expired. This allows for the closure of all the original project ID. % spent is dependent on maintenance required.
2016	5181672074	Contingency for Unscheduled Works Program - 2016	150,000	35,370	8,264	106,366	29.1%	E. Waite / P. McNab	% spent dependent on # of unscheduled works. Future budgets on hold pending depletion of these funds.
2016	5181672259	SERG - Gage Park Pond	2,213,000	2,073,812	143,123	(3,935)	100.2%	M. Oddi	Complete pending final review/audit/payment.
2016	5181672650	West Mtn Sewers - Juggernaut	12,966,000	11,773,215	1,185,716	7,068	99.9%	E. Waite / M. Zantingh / H. Krinas	Complete pending final review/audit/payment.
2018	5181860533	Trenchless Manhole Rehabilitation - 2018	40,000	4,134	-	35,866	10.3%	E. Waite / M. Zantingh / H. Krinas	Will close next BER.
2018	5181860999	Closed Projects - Storm	90,000	688	85,242	4,070	95.5%	M. Oddi / P. McNab	This project is primarily used to hold the contingency lines of purchase orders for several completed works until the maintenance period has expired. This allows for the closure of all the original project ID. % spent is dependent on maintenance required.
2018	5181872074	Contingency for Unscheduled Works Program - 2018	100,000	16,836	42,000	41,164	58.8%	E. Waite / P. McNab	% spent dependent on # of unscheduled works. Future budgets on hold pending depletion of these funds.
2019	5181949555	QA-QC Service Contract 2019	160,000	84,004	10,585	65,411	59.1%	E. Waite / M. Zantingh / H. Krinas	Ongoing - work in progress
2019	5181955556	Mapping Update - 2019	40,000	5,781	-	34,219	14.5%	D. Lamont / C. Lauricella	Ongoing - work in progress. Anticipate completion by year end 2020.
2019	5181960533	Trenchless Manhole Rehabilitation - 2019	80,000	9,932	-	70,068	12.4%	E. Waite / M. Zantingh / H. Krinas	Will close next BER.
2019	5181962073	Field Data Systems Program - 2019	110,000	66,654	16,835	26,511	75.9%	E. Waite / D. Sharma	Ongoing - work in progress - to be complete by year end 2020.
2019	5181972074	Contingency for Unscheduled Works Program - 2019	120,000	24,137	-	95,863	20.1%	E. Waite / P. McNab	% spent dependent on # of unscheduled works. Future budgets on hold pending depletion of these funds.
2019	5181972290	Hewitson - Dupont to Barton	520,000	496,528	-	23,472	95.5%	E. Waite / M. Zantingh / H. Krinas	Will close next BER.
2019	5181972291	Haddon - Sterling to Marion	300,000	61,456	-	238,544	20.5%	E. Waite / M. Zantingh / H. Krinas	Work to be completed in 2020.
2019	5181972292	Baldwin & Court-West to Dundas	290,000	151,239	-	138,762	52.2%	E. Waite / M. Zantingh / H. Krinas	Will close next BER.

City of Hamilton Capital Projects Status Report - Public Works Rate Supported Projects
As of December 31, 2019

YEAR APPROVED	PROJECT ID	DESCRIPTION	APPROVED BUDGET (\$)	ACTUAL EXPENDITURES (\$)	PO COMMITMENTS (\$)	AVAILABLE BALANCE (\$) d = a - b - c	% COMPLETE e = (b+c) / a	Project Manager	STATUS EXPLANATION as of December 31, 2019
			a	b	c	d	e		
2019	5181972940	Evans Road Culvert Twinning	170,000	32,304	82,024	55,672	67.3%	E. Waite / M. Zantingh / H. Krinas	Ongoing - work in progress

Sub-Total Storm Sewers - Engineering Services 27,873,000 23,812,041 2,290,175 1,770,784 93.6%

TOTAL WATER, WASTEWATER & STORM SEWERS ENGINEERING SECTION 307,159,000 212,506,861 13,886,822 80,765,318 73.7%

WATER WASTEWATER & STORM SEWERS OPERATIONS SECTION

Water - Operations

2017	5141751710	Fleet Additions - Hamilton Water - 2017	560,000	401,944	4,248	153,808	72.5%	N. Winters / P. Kowalski	To be fully spent by January 2020.
2018	5141851810	Fleet Additions - Hamilton Water - 2018	1,230,000	460,884	-	769,116	37.5%	N. Winters / P. Kowalski	Funds in budget are expected to be fully expended by end of 2020. There are a number of builds currently ongoing.
2018	5141855851	Water Efficiency Plan - 2018	221,000	97,937	63,500	59,563	73.0%	N. Winters / J. Wagner	\$63,500 will be utilized and paid out from the current PO commitments by July 1 2020. The remaining should be whip forward to the 2020 project id.
2018	5141862078	Substandard Water Service Replacement Program - 2018	2,849,000	2,433,679	184,816	230,505	91.9%	N. Winters / D. Alberton	Ongoing - work in progress. Will be fully spent by November 2019.
2018	5141869075	Environmental Lab Improvements - 2018	200,000	7,000	134,150	58,850	70.6%	A. Grice / C. Vanderperk / R. Eszes	Instrument installation in process. Invoice payment pending successful installation. Anticipate balance to be spent by end of 2020 for ICPOES.
2019	5141960750	Unscheduled Valve, Hydrant etc - 2019	3,033,000	1,138,440	757,427	1,137,133	62.5%	N. Winters / D. Alberton	Ongoing - Work in progress to be fully spent by June 1, 2020.
2019	5141961502	Water Meter - Installation /Replace/Repair - General Mtnc - 2019	2,860,000	2,371,578	313,033	175,389	93.9%	N. Winters / R. DiGiovanni	This project has been completed. PO's attached to this project will closed out once all invoices are paid. Closeout of POs and Proj. ID by June 2020.
2019	5141961910	Res Water Meter and Meter Pit	180,000	-	-	180,000	0.0%	N. Winters / R. DiGiovanni	This project has not started yet. Work is to commence in Summer 2020 as non compliant customers come on board.
2019	5141962078	Substandard Water Service Replacement Program - 2019	2,750,000	447,340	2,302,398	262	100.0%	N. Winters / D. Alberton	Fully committed to P.O.
2019	5141969075	Environmental Lab Improvements - 2019	220,000	-	18,790	201,210	8.5%	A. Grice / C. Vanderperk / R. Eszes	Tied to the HVAC Upgrade.

Sub-Total - Hamilton Water - Operations 14,103,000 7,358,802 3,778,363 2,965,835 79.0%

WasteWater - Operations

2014	5161469076	BCOS-Beyond Compliance OP Sys	243,000	105,159	-	137,841	43.3%	A. Grice / C. Vanderperk / S. Girt	Various projects are upcoming in 2020 (WW compliance audit - March 2020, training and OH&S assistance to close OH&S compliance audit findings).
2015	5161567565	HC005 Montgomery Drive - Inline Storage	2,170,000	2,089,437	9,396	71,167	96.7%	N. Winters / S. MacPherson- Nemeth	Work completed. PO will be closed.
2016	5161669075	Environmental Lab Improvements - 2016	345,000	221,317	13,183	110,501	68.0%	A. Grice / Vanderperk/ Eszes	Part of HVAC upgrade. Cannot close.

City of Hamilton Capital Projects Status Report - Public Works Rate Supported Projects
As of December 31, 2019

YEAR APPROVED	PROJECT ID	DESCRIPTION	APPROVED BUDGET (\$)	ACTUAL EXPENDITURES (\$)	PO COMMITMENTS (\$)	AVAILABLE BALANCE (\$) d = a - b - c	% COMPLETE e = (b+c) / a	Project Manager	STATUS EXPLANATION as of December 31, 2019
			a	b	c	d	e		
2017	5161755422	Sewer Use Bylaw Enforcement Infor Upgrade	80,000	32,112	19,190	28,698	64.1%	A. Grice / C. Vanderperk / Saunders	13% has been spent to date on PO 0000093042. Remaining funds to support EME during 2020.
2017	5161760302	Emergency Repairs - Cross Connections - 2017	1,000,000	666,037	43,930	290,033	71.0%	N. Winters / D. Alberton	Complete pending final review/audit/payment. Surplus funds to be used to WIP fund to 2021 program.
2017	5161766423	Sewer Use Bylaw 14-090 Parameter Limit Review	300,000	114,649	-	185,351	38.2%	A. Grice / C. Vanderperk / Saunders	2020 Working with Jacobs on Construction Dewatering Program. No PO issued yet, however it will be for \$137,904. Will spend 10,000\$ for IRIS reporting.
2017	5161769075	Environmental Lab Improvements - 2017	250,000	132,743	110,031	7,226	97.1%	A. Grice / C. Vanderperk / R. Eszes	Expecting delivery of instruments in Q2 2020.
2018	5161860302	Emergency Repairs - Cross Connections - 2018	500,000	359,110	-	140,890	71.8%	N. Winters / D. Alberton	Complete pending final review/audit/payment. Surplus funds to be used to WIP fund to 2021 program.
2018	5161869075	Environmental Lab Improvements - 2018	200,000	-	-	200,000	0.0%	A. Grice / C. Vanderperk / R. Eszes	Working with Purchasing on RFT for ICPOES.
2019	5161960302	Emergency Repairs - Cross Connections - 2019	750,000	105,216	186,604	458,180	38.9%	N. Winters / D. Alberton	Ongoing - work in progress - this account funds the investigation and correction of sewer lateral cross connections.
2019	5161960522	Sewer Lateral Management Program (WWC) - 2019	4,500,000	1,683,491	2,577,115	239,393	94.7%	N. Winters / D. Alberton	Ongoing work in progress, will be fully committed to P.O. by March 1, 2020.
2019	5161961740	Unscheduled Manhole & Sewermain - 2019	400,000	168,195	27,773	204,032	49.0%	N. Winters / D. Alberton	Ongoing - work in progress - To be fully spent by Aug 1, 2020.
2019	5161969075	Environmental Lab Improvements - 2019	200,000	-	-	200,000	0.0%	A. Grice / C. Vanderperk / R. Eszes	Tied to the HVAC Upgrade.

Sub-Total - Hamilton WasteWater - Operations **10,938,000** **5,677,465** **2,987,223** **2,273,312** **79.2%**

Storm Sewers - Hamilton Water

2014	5181460452	Shoreline Protection Program	1,310,000	284,707	248,531	776,762	40.7%	N. Winters / R. Moore	Project has refunded costs through DMAF Funding.
2014	5181460461	Forty Mile Municipal Drain	100,000	91,363	-	8,637	91.4%	N. Winters / R. Moore	Will close next BER. Unable to invoice watershed as previous D.S. did not first obtain a by-law to levy the costs.
2014	5181460722	Municipal Drain Program - 2014/15	139,000	33,264	-	105,736	23.9%	N. Winters / R. Moore	Will close next BER.
2015	5181510501	Mathers Drive Bank Erosion Control and Slope Stabilization	1,100,000	693,703	212,989	193,308	82.4%	N. Winters / R. Moore	Construction works complete. Monitoring work to commence until 2022.
2017	5181755740	Flushables Research Study	75,000	75,900	413	(1,313)	101.8%	N. Winters / J. Wagner	Complete and will close once commitments are paid/cleared.
2018	5181817152	Cross Road Culvert Program - 2018	1,380,000	319,845	200,284	859,871	37.7%	E. Soldo / M. Pastuszok	Centre Rd is completed and invoices paid. Old Guelph design and permits to be completed by Q2 2020. Project will then be passed along to Engineering Services. Contract for 2018 completed and remaining funds will be used in 2020 contract.
2018	5181860622	SWM Facility Maintenance Program - 2018	1,200,000	773,654	408,510	17,836	98.5%	N. Winters / R. Moore	Will close next BER.
2018	5181860722	Municipal Drain Program - 2018	280,000	146,418	27,960	105,622	62.3%	N. Winters / R. Moore	Will close next BER.

City of Hamilton Capital Projects Status Report - Public Works Rate Supported Projects
As of December 31, 2019

YEAR APPROVED	PROJECT ID	DESCRIPTION	APPROVED BUDGET (\$)	ACTUAL EXPENDITURES (\$)	PO COMMITMENTS (\$)	AVAILABLE BALANCE (\$) d = a - b - c	% COMPLETE e = (b+c) / a	Project Manager	STATUS EXPLANATION as of December 31, 2019
			a	b	c	d	e		
2018	5181874840	Sydenham Interceptor Swale Re-construction	260,000	-	-	260,000	0.0%	N. Winters / R. Moore	CN proceeded with channel improvements. Works not required at this time. Will close next BER.
2018	5181874841	Lower Davis Creek - Flood Control Facility	550,000	53,900	44,446	451,654	17.9%	N. Winters / R. Moore	Ongoing - limited resources to deliver work plan.
2019	5181917152	Cross Road Culvert Program - 2019	1,390,000	944,650	352,566	92,784	93.3%	E. Soldo / M. Pastuszok	2019 Culvert contract completed. Final invoice to be paid in Q1 2020, and remaining funds will be used under 2020 Culvert Program.
2019	5181917458	Catch Basin Replacement/Rehabilitation Program - 2019	770,000	430,445	296,517	43,038	94.4%	E. Soldo / R. Marques	2019 program completed and 2020 program has commenced.
2019	5181917549	Concrete Box Culvert Rehabilitation/Repair (< 3.0m span) - 2019	620,000	57,968	-	562,032	9.3%	E. Soldo / M. Pastuszok	2019 project on Garner has been completed. No further works planned at this time.
2019	5181960622	SWM Facility Maintenance Program - 2019	1,200,000	1,200,000	-	-	100.0%	N. Winters / R. Moore	Will close next BER, after year end reporting.
2019	5181960722	Municipal Drain Program - 2019	100,000	-	-	100,000	0.0%	N. Winters / R. Moore	Ongoing - future works anticipated from staff report to Council (Info Report May 2020)
2019	5181961740	Unscheduled Manhole & Sewermain - 2019	60,000	-	-	60,000	0.0%	N. Winters / D. Alberton	Ongoing - work in progress - to be fully spent by Aug 1, 2020.
2019	5181974950	Watercourse & Drainage Mtn	580,000	-	-	580,000	0.0%	N. Winters / R. Moore	Ongoing - limited resources to deliver work plan.
2019	5181974951	Shoreline Protection Program	350,000	-	25,000	325,000	7.1%	N. Winters / R. Moore	Ongoing - limited resources to deliver work plan.
Sub-Total - Hamilton Storm Sewers - Roads O&M			11,464,000	5,105,816	1,817,217	4,540,967	60.4%		
TOTAL WATER, WASTEWATER & STORM SEWERS - OPERATIONS			36,505,000	18,142,083	8,582,803	9,780,115	73.2%		
Total Public Works - Rate Supported			1,016,696,800	502,564,687	287,846,381	226,285,732	77.7%		



CITY OF HAMILTON
CORPORATE SERVICES DEPARTMENT
Financial Planning, Administration and Policy Division

TO:	Chair and Members General Issues Committee
COMMITTEE DATE:	June 15, 2020
SUBJECT/REPORT NO:	Capital Project Closing Report as of December 31, 2019 FCS19078(b) (City Wide)
WARD(S) AFFECTED:	City Wide
PREPARED BY:	Tran Trang (905) 546-2424 Ext. 4371 Duncan Robertson (905) 546-2424 Ext. 4744
SUBMITTED BY:	Brian McMullen Director, Financial Planning, Administration and Policy Corporate Services Department
SIGNATURE:	

RECOMMENDATION(S)

- (a) That the General Manager of Finance and Corporate Services be authorized to transfer \$284,209 to the Unallocated Capital Levy Reserve (108020) and \$11,744 from other sources as outlined in Appendix "A" to Report FCS19078(b);
- (b) That the General Manager of Finance and Corporate Services be directed to close the completed and / or cancelled capital projects listed in Appendix "B" to Report FCS19078(b) in accordance with the Capital Projects Closing and Monitoring Policy.
- (c) That Appendix "C" to Report FCS19078(b), Capital Projects Budget Appropriations for the period covering October 1, 2019 through December 31, 2019, be received for information;
- (d) That the General Manager of Finance and Corporate Services be authorized to borrow funds from the Unallocated Capital Levy Reserve (108020) for projects with outstanding internal loan obligations outlined in Appendix "D" to Report FCS19078(b) and that previously approved Operating Budget annual principal and interest payments to the Capital projects be directed towards repayment of the Unallocated Capital Levy Reserve (108020).

OUR Vision: To be the best place to raise a child and age successfully.

OUR Mission: To provide high quality cost conscious public services that contribute to a healthy, safe and prosperous community, in a sustainable manner.

OUR Culture: Collective Ownership, Steadfast Integrity, Courageous Change, Sensational Service, Engaged Empowered Employees.

**SUBJECT: Capital Project Closing Report as of December 31, 2019 (FCS19078(b))
(City Wide) – Page 2 of 8**

EXECUTIVE SUMMARY

Report FCS19078(b) presents the capital projects which have been completed or cancelled as of December 31, 2019.

Appendix “A” to Report FCS19078(b) summarizes net transfers to the Unallocated Capital Levy Reserve and other sources.

Appendix “B” to Report FCS19078(b) lists the individual projects to be closed. A total of 101 projects with a combined budget of \$126,580,216 is being recommended for closure and is summarized as follows:

- \$7,406,269 relating to completed projects funded from the Unallocated Capital Levy Reserve (108020), which require a net transfer of \$284,209 to close;
- \$960,423 relating to completed projects funded from other program specific reserves, which require \$11,744 to close;
- \$7,927,485 relating to completed projects that require borrowed funds from the Unallocated Capital Levy Reserve (108020), which require \$1,604,825 to close;
- \$10,300 relating to cancelled or delayed projects; and
- \$110,275,740 relating to projects completed on or under budget that do not impact reserves.

All capital projects listed for closure in Appendix “B” to Report FCS19078(b) have been reviewed and determined to be complete, with all revenue and expenditure transactions relating to these projects having been processed. Any funding adjustments necessary to close the projects in accordance with the Capital Projects Closing and Monitoring Policy (Report FCS05044, Report FCS07081(a) and Report FCS14031) are reflected in the amounts presented.

Appendix “C” to Report FCS19078(b) lists the appropriation of funds between capital projects totalling \$2,369,640 for the period covering October 1, 2019 through December 31, 2019 in accordance with the Capital Projects Budget Appropriation and Work-in-Progress Transfer Policy (Report FCS14031).

Appendix “D” to Report FCS19078(b) lists seven approved projects that required internal loans to finance. Previously, annual principal and interest payments have been made from the Operating Budget to the individual capital projects to fund the project over the term of the internal loan. It is recommended that the remaining internal loan amounts of \$5,251,233 be borrowed from the Unallocated Capital Levy Reserve (108020) and previously approved Operating Budget principal and interest payments be directed towards the reserve rather than the capital projects. This ensures the projects are funded up front and that they are closed out upon completion in a timely manner.

Alternatives for Consideration – Not Applicable

OUR Vision: To be the best place to raise a child and age successfully.

OUR Mission: To provide high quality cost conscious public services that contribute to a healthy, safe and prosperous community, in a sustainable manner.

OUR Culture: Collective Ownership, Steadfast Integrity, Courageous Change, Sensational Service, Engaged Empowered Employees.

**SUBJECT: Capital Project Closing Report as of December 31, 2019 (FCS19078(b))
(City Wide) – Page 3 of 8**

FINANCIAL – STAFFING – LEGAL IMPLICATIONS

Financial: As outlined in Appendix “A” to Report FCS19078(b) and summarized in Table 1, a total of \$21,347 in funding is required from the Unallocated Capital Levy Reserve (108020) to offset projects in a negative position. These projects are offset by projects in a positive position totalling \$305,556, resulting in a net transfer to this Reserve of \$284,209.

Table 1
City of Hamilton
Capital Project Closings
As of December 31, 2019

		Unallocated Capital Levy Reserve (108020)		
Year	ProjectID	Description		Surplus/ (Deficit)
Approved				(Deficit)
Projects requiring funds				
2015	4041520525	IPS - Intersection Pedestrian Signal - 2015		(1,000.00)
2018	4401841001	Cemetery Building Repairs		(20,347.25)
				\$ (21,347.25)
Projects returning funds				
2014	4041457411	Video Detection & It System	\$	44,959.15
2014	7101454405	RE1403 - 255 Winona Rd School Purchase		179,240.25
2015	4041514011	New Traffic Signal - Parkside and Hollybush		25,412.12
2017	4031755019	Lincoln M. Alexander & Red Hill Valley Lighting Study		3,503.83
2018	4031811020	Main St W Emergency Rd Works		26,877.53
2018	4401849101	Park Pathway Resurfacing		73.44
2018	4401849802	Heritage Green Maintenance Building		94.11
2019	7641951102	Paramedic Helmet Replacement		25,396.03
				\$ 305,556.46
Net impact to the Unallocated Capital Levy Reserve				\$ 284,209.21

As outlined in Appendix “A” to Report FCS19078(b) and summarized in Table 2, a net total of \$11,744 in funding is required from Other Sources (Program Specific Reserves and Unallocated Current Funds-Sanitary) to offset projects in a negative or deficit position that were submitted for closure.

OUR Vision: To be the best place to raise a child and age successfully.

OUR Mission: To provide high quality cost conscious public services that contribute to a healthy, safe and prosperous community, in a sustainable manner.

OUR Culture: Collective Ownership, Steadfast Integrity, Courageous Change, Sensational Service, Engaged Empowered Employees.

**SUBJECT: Capital Project Closing Report as of December 31, 2019 (FCS19078(b))
(City Wide) – Page 4 of 8**

Table 2
City of Hamilton
Capital Project Closings
As of December 31, 2019
Impacting Reserves and Capital Projects

Year Approved	ProjectID	Description	Surplus/ (Deficit)
Projects requiring funds			
2017	4451751700	2017 Small Equipment Replacement	\$ (3,724.13)
2017	5181774730	Centre Road Drainage Improvement	(1,760.20)
2018	4241809601	AR - Fennell - Sherman to Gage (W6 A/R)	(6,259.20)
Net impact to Other Program Specific Reserves			<u>\$ (11,743.53)</u>

Appendix "C" to Report FCS19078(b) details the appropriations between capital projects during the period covering October 1, 2019 to December 31, 2019. A total of \$2,369,640 was moved between capital projects in compliance with the Capital Projects Budget Appropriation and Work-in-Progress Transfer Policy (Report FCS14031), as summarized in Table 3.

Table 3
City of Hamilton
Capital Project Appropriations
As of December 31, 2019
Transfers by Department

Department	Amount
Tax Supported Capital Budget	
Corporate Services	\$ 144,550.00
Health & Safe Communities	190,000.00
Planning and Economic Development Department	182,900.00
Public Works Department	816,690.00
	<u>\$ 1,334,140.00</u>
Rate Supported Capital Budget	
Public Works Department	\$ 1,035,500.00
Total	<u>\$ 2,369,640.00</u>

OUR Vision: To be the best place to raise a child and age successfully.

OUR Mission: To provide high quality cost conscious public services that contribute to a healthy, safe and prosperous community, in a sustainable manner.

OUR Culture: Collective Ownership, Steadfast Integrity, Courageous Change, Sensational Service, Engaged Empowered Employees.

**SUBJECT: Capital Project Closing Report as of December 31, 2019 (FCS19078(b))
(City Wide) – Page 5 of 8**

Staffing: N/A

Legal: N/A

HISTORICAL BACKGROUND

The Capital Status and Capital Project Closing reports are submitted to City Council three times a year at June 30, September 30 and December 31.

On December 14, 2011, Council approved Report FCS11073(a) which directed staff to review the Capital Projects Status and Closing process and that a process where departments report to their respective Standing Committee on the status of the Capital Work-in-Progress projects be implemented. Standing Committee reporting commenced as of the June 30, 2013 reporting period. Reports are brought forward to the Standing Committee three times per reporting year at June 30, September 30 and December 31. This allows the Standing Committee to review the status of a fewer number of projects, in greater detail, applicable to their area of oversight.

The Capital Projects Closing Report has remained the responsibility of the Financial Planning, Administration and Policy Division to ensure suitable controls are maintained, projects are appropriately closed and to centralize the function.

On May 14, 2014, Council approved changes to the City's Capital Project Monitoring Policy (Report FCS14031) and Capital Project Closing Policy (Reports FCS05044 and FCS07081(a)). The amended Policy has staff submit the Capital Project Status Reports and Capital Project Closing Reports to the Capital Projects Work-in-Progress Sub-Committee. As a result of social distancing restrictions, the Capital Projects Work-in-Progress Sub-Committee meeting of May 26, 2020 was cancelled. To fulfil the requirements of the Capital Projects' Monitoring Policy, Report FCS19078(b) has been submitted for review by the General Issues Committee.

POLICY IMPLICATIONS AND LEGISLATED REQUIREMENTS

The submission of the Capital Projects Closing Report is a requirement of the City's Capital Closing Policy Reports (Reports FCS05044 and FCS07081(a)) and Capital Projects Monitoring Policy Report (Report FCS14031).

The City's Capital Closing Policy (Reports FCS05044 / FCS07081(a)) states:

- i) That any approved Capital project, whose construction stage has not begun after three years, be closed and be re-submitted to Council for approval.
- ii) That any closing surplus or deficit be distributed as follows:

OUR Vision: To be the best place to raise a child and age successfully.

OUR Mission: To provide high quality cost conscious public services that contribute to a healthy, safe and prosperous community, in a sustainable manner.

OUR Culture: Collective Ownership, Steadfast Integrity, Courageous Change, Sensational Service, Engaged Empowered Employees.

**SUBJECT: Capital Project Closing Report as of December 31, 2019 (FCS19078(b))
(City Wide) – Page 6 of 8**

1. Surplus:
 - a) If funded from a specific reserve, return funds to that reserve.
 - b) If funded from debentures, apply to reduce future debenture requirements.
 - c) If funded from current contribution, apply to the Unallocated Capital Levy Reserve or apply to reduce Outstanding Debt.

2. Deficit:
 - a) If funded from a specific reserve, fund from that reserve.
 - b) If funded from debentures, increase future debenture requirements only if no other source of financing is available.
 - c) If funded from current contribution, fund from the Unallocated Capital Levy Reserve.

The City's Capital Projects Monitoring Policy and Capital Projects Budget Appropriation and Work-in-Progress Transfer Policy (Report FCS14031), as amended by Council on May 14, 2014, states:

- i) That a Capital Projects Status Report be submitted by departments to Capital Projects Work-in-Progress Sub Committee three times a year as of June 30, September 30 and December 31.
- ii) That a Capital Projects Closing Report be compiled by Corporate Services Department and submitted to the Capital Projects Work-in-Progress Sub-Committee three times a year as of June 30, September 30 and December 31.
- iii) That unfavourable project variances be funded according to the Capital Projects Budget Appropriation and Work-in-Progress Transfer Policy. If available funding cannot be found within the limits of the Capital Projects Budget Appropriation and Work-in-Progress Transfer Policy, a report explaining the variance and recommending a source of funding be submitted to the appropriate Committee of Council for approval.
- iv) Approval authority for the re-appropriation of funds in each financial year be at the same levels as the City's Procurement Policy:
 1. Council must approve re-appropriations of \$250,000 or greater
 2. City Manager or designate must approve appropriations greater than \$100,000 and less than \$250,000
 3. General Managers or delegated staff be authorized to approve appropriations up to \$100,000

RELEVANT CONSULTATION

Staff from the following departments, boards and / or agencies submitted the included capital projects for closure:

- Public Works Department

OUR Vision: To be the best place to raise a child and age successfully.

OUR Mission: To provide high quality cost conscious public services that contribute to a healthy, safe and prosperous community, in a sustainable manner.

OUR Culture: Collective Ownership, Steadfast Integrity, Courageous Change, Sensational Service, Engaged Empowered Employees.

**SUBJECT: Capital Project Closing Report as of December 31, 2019 (FCS19078(b))
(City Wide) – Page 7 of 8**

- Planning and Economic Development Department
- Corporate Services Department
- Healthy and Safe Communities Department

ANALYSIS AND RATIONALE FOR RECOMMENDATION(S)

For each Capital Project Status Report, staff determines if projects can be closed (inactivated) and monitors the financial activity to ensure that Council is aware of any capital projects which deviate significantly from the approved budgeted amounts. Once projects have been determined to be complete or cancelled, they are submitted by departments to Financial Planning, Administration and Policy for inclusion in the Capital Projects Closing Report. These submissions are reviewed by Financial Planning, Administration and Policy to ensure transactions are finalized, all purchase orders cleared and a funding source is identified, where necessary.

Inactivating completed projects helps to keep the number of capital projects in the financial system to a manageable size and eliminates redundant data from reports. More importantly, it ensures that projects which are complete and / or no longer required do not unnecessarily tie up budget resources that could be re-directed to other needs / capital projects.

Appendix “D” to Report FCS19078(b) lists seven projects that were approved to be funded through internal loans with annual funding amounts coming from the Operating Budget Capital Levy to the project over the term of the loan. To ensure that the projects are appropriately funded, and reserve balances are not overstated, it is recommended that financing for these projects be borrowed from the Unallocated Capital Levy Reserve (108020) and that repayments from the Operating Budget be directed towards the Reserve.

ALTERNATIVES FOR CONSIDERATION

There are no alternatives as the Capital Projects Closing Report deals primarily with historical information and application of corporate policies.

ALIGNMENT TO THE 2016 – 2025 STRATEGIC PLAN

Community Engagement and Participation

Hamilton has an open, transparent and accessible approach to City government that engages with and empowers all citizens to be involved in their community.

Economic Prosperity and Growth

Hamilton has a prosperous and diverse local economy where people have opportunities to grow and develop.

Built Environment and Infrastructure

Hamilton is supported by state-of-the-art infrastructure, transportation options, buildings and public spaces that create a dynamic City.

OUR Vision: To be the best place to raise a child and age successfully.

OUR Mission: To provide high quality cost conscious public services that contribute to a healthy, safe and prosperous community, in a sustainable manner.

OUR Culture: Collective Ownership, Steadfast Integrity, Courageous Change, Sensational Service, Engaged Empowered Employees.

**SUBJECT: Capital Project Closing Report as of December 31, 2019 (FCS19078(b))
(City Wide) – Page 8 of 8**

Our People and Performance

Hamiltonians have a high level of trust and confidence in their City government.

APPENDICES AND SCHEDULES ATTACHED

Appendix “A” to Report FCS19078(b) - Capital Project Closings as of December 31, 2019
- Projects Impacting the Unallocated Capital Levy Reserve and Other Sources

Appendix “B” to Report FCS19078(b) - Capital Projects Closing Schedule as of
December 31, 2019

Appendix “C” to Report FCS19078(b) - Capital Projects Budget Appropriation Schedule
for the Period Covering October 1, 2019 through December 31, 2019

Appendix “D” to Report FCS19078(b) - Capital Projects - Internal Loans Borrowings

TT/dt

OUR Vision: To be the best place to raise a child and age successfully.

OUR Mission: To provide high quality cost conscious public services that contribute to a healthy, safe and prosperous community, in a sustainable manner.

OUR Culture: Collective Ownership, Steadfast Integrity, Courageous Change, Sensational Service, Engaged Empowered Employees.

CITY OF HAMILTON CAPITAL PROJECT CLOSINGS AS OF DECEMBER 31, 2019 Projects impacting the Unallocated Capital Levy Reserve and Other Sources						
Year Approved	ProjectID	Description	Surplus/ (Deficit) (\$)	Reserve	Description	
<u>Projects requiring funds</u>						
2015	4041520525	IPS - Intersection Pedestrian Signal - 2015	(1,000.00)	108020	Unalloc Capital Levy	
2018	4401841001	Cemetery Building Repairs	(20,347.25)	108020	Unalloc Capital Levy	
			(21,347.25)			
<u>Projects returning funds</u>						
2014	4041457411	Video Detection & It System	44,959.15	108020	Unalloc Capital Levy	
2014	7101454405	RE1403 - 255 Winona Rd School Purchase	179,240.25	108020	Unalloc Capital Levy	
2015	4041514011	New Traffic Signal - Parkside and Hollybush	25,412.12	108020	Unalloc Capital Levy	
2017	4031755019	Lincoln M. Alexander & Red Hill Valley Lighting Study	3,503.83	108020	Unalloc Capital Levy	
2018	4031811020	Main St W Emergency Rd Works	26,877.53	108020	Unalloc Capital Levy	
2018	4401849101	Park Pathway Resurfacing	73.44	108020	Unalloc Capital Levy	
2018	4401849802	Heritage Green Maintenance Building	94.11	108020	Unalloc Capital Levy	
2019	7641951102	Paramedic Helmet Replacement	25,396.03	108020	Unalloc Capital Levy	
			305,556.46			
Net impact to the Unallocated Capital Levy Reserve			284,209.21			
<u>Projects requiring funds</u>						
2017	4451751700	2017 Small Equipment Replacement	(3,724.13)	100034	Small Equipment-Env Services	
2017	5181774730	Centre Road Drainage Improvement	(1,760.20)	5169309324	Unalloc Current Funds-Sanitary	
2018	4241809601	AR - Fennell - Sherman to Gage (W6 A/R)	(6,259.20)	4031560999	Closed Projects - Roads	
Net impact to Other Reserves			(11,743.53)			
Total Net impact to the Unallocated Capital Levy Reserve & Other Reserves			272,465.68			

CITY OF HAMILTON
CAPITAL PROJECTS' CLOSING SCHEDULE
AS OF DECEMBER 31, 2019

Appendix "B" to Report FCS19078(b)
Page 1 of 3

YEAR APPROVED	PROJECT ID	DESCRIPTION	APPROVED BUDGET (\$)	REVENUES (\$)	EXPENDITURES (\$)	PROJECT SURPLUS/ (DEFICIT) (\$)	% SPENT
			a	b	c	d = b - c	e = c/a
UNALLOCATED CAPITAL LEVY RESERVE							
2014	4041457411	Video Detection & It System	1,097,000.00	1,097,000.00	1,052,040.85	44,959.15	95.9%
2014	7101454405	RE1403 - 255 Winona Rd School Purchase	3,572,250.00	3,622,251.00	3,443,010.75	179,240.25	96.4%
2015	4041514011	New Traffic Signal - Parkside and Hollybush	500,000.00	362,763.98	337,351.86	25,412.12	67.5%
2015	4041520525	IPS - Intersection Pedestrian Signal - 2015	177,000.00	176,000.00	177,000.00	(1,000.00)	100.0%
2017	4031755019	Lincoln M. Alexander & Red Hill Valley Parkway Lighting Study	130,000.00	130,000.00	126,496.17	3,503.83	97.3%
2018	4031811020	Main St W Emergency Rd Works	950,000.00	923,122.47	896,244.94	26,877.53	94.3%
2018	4401841001	Cemetery Building Repairs	278,199.00	278,211.75	298,559.00	(20,347.25)	107.3%
2018	4401849101	Park Pathway Resurfacing	295,820.00	295,893.44	295,820.00	73.44	100.0%
2018	4401849802	Heritage Green Maintenance Building	234,000.00	234,005.92	233,911.81	94.11	100.0%
2019	7641951102	Paramedic Helmet Replacement	172,000.00	145,000.00	119,603.97	25,396.03	69.5%
TOTAL FUNDS FROM UNALLOCATED CAPITAL LEVY (10)			7,406,269.00	7,264,248.56	6,980,039.35	284,209.21	94.2%
OTHER PROGRAM SPECIFIC RESERVES							
2017	4451751700	2017 Small Equipment Replacement	60,422.83	60,422.83	64,146.96	(3,724.13)	106.2%
2017	5181774730	Centre Road Drainage Improvement	100,000.00	100,000.00	101,760.20	(1,760.20)	101.8%
2018	4241809601	AR - Fennell - Sherman to Gage (W6 A/R)	800,000.00	800,000.00	806,259.20	(6,259.20)	100.8%
TOTAL FUNDS FROM PROGRAM SPECIFIC RESERVES (3)			960,422.83	960,422.83	972,166.36	(11,743.53)	101%
BORROWED UNALLOCATED CAPITAL LEVY RESERVE							
2015	2051550501	RE1501 - Parkside School Purchase W13	5,034,064.16	3,354,593.41	4,562,893.14	(1,208,299.73)	90.6%
2012	4401256203	RE1200 - Bishop Ryan Partial Purchase	2,036,425.00	1,726,699.70	1,890,438.04	(163,738.34)	92.8%
2014	4401456451	RE1402 - Purchase 178 Hixon	322,582.85	228,124.35	322,582.85	(94,458.50)	100.0%
2015	4401556520	RE1503 - 110 Province St. N Purchase	284,412.73	249,890.17	284,412.73	(34,522.56)	100.0%
2015	4401556521	RE1504 - 124 King St E DU Purchase	250,000.00	132,404.66	236,210.53	(103,805.87)	94.5%
TOTAL FUNDS FROM BORROWED UNALLOCATED CAPITAL LEVY (5)			7,927,484.74	5,691,712.29	7,296,537.29	(1,604,825.00)	92.0%
DELAYED/CANCELLED PROJECTS							
2004	4140446111	Reda Heights	1,300.00	0.00	0.00	0.00	0.0%
2007	4140746102	Jackson Heights Phase 3A	9,000.00	0.00	0.00	0.00	0.0%
2018	4031811804	NBHD RD Priorities W4	0.00	0.00	0.00	0.00	0.0%
TOTAL DELAYED/CANCELLED PROJECTS (3)			10,300.00	0.00	0.00	0.00	0.0%
COMPLETED PROJECTS							
Healthy and Safe Communities (Tax Budget)							
Long Term Care Homes							
2013	6301341301	ML-Replace and Refurb	4,596,100.00	4,545,166.03	4,545,166.03	0.00	98.9%
2018	6301851001	ML Replacement of 3 Chillers	666,000.00	525,267.16	525,267.16	0.00	78.9%
2019	6301951005	ML - HVAC Replacement	80,000.00	72,680.59	72,680.59	0.00	90.9%
Hamilton Fire Department							
2018	7401851601	Annual Vehicle Replacement	4,835,000.00	4,614,430.55	4,614,430.55	0.00	95.4%
Hamilton Paramedic Service							
2019	7641951101	Paramedic Service Equipment	265,000.00	209,734.18	209,734.18	0.00	79.1%
2019	7641951104	NICU Ambulance	272,345.00	263,280.60	263,280.60	0.00	96.7%
Planning & Economic Development (Tax Budget)							
Tourism & Culture							
2015	7201555501	Children's Museum Feasibility Study	119,200.00	119,218.02	119,218.02	0.00	100.0%

CITY OF HAMILTON
CAPITAL PROJECTS' CLOSING SCHEDULE
AS OF DECEMBER 31, 2019

Appendix "B" to Report FCS19078(b)

Page 2 of 3

YEAR APPROVED	PROJECT ID	DESCRIPTION	APPROVED BUDGET (\$)	REVENUES (\$)	EXPENDITURES (\$)	PROJECT SURPLUS/ (DEFICIT) (\$)	% SPENT
			a	b	c	d = b - c	e = c/a
2015	7201558504	Steam Museum Building Repairs	133,750.00	133,695.14	133,695.14	0.00	100.0%
2017	7201758700	Art & Monuments Restoration	102,336.75	102,336.75	102,336.75	0.00	100.0%
2017	7201758702	2018 Canadian Country Music Awards	524,400.00	601,313.43	601,313.43	0.00	114.7%
Licensing & By-Law							
2019	4501951900	Licensing-Vehicle Purchases	90,000.00	100,415.45	100,415.45	0.00	111.6%
Real Estate Division							
2017	3621755700	77 Gage Avenue Feasibility Study	115,369.29	1,785,369.29	1,785,369.29	0.00	1547.5%
2017	4401756704	RE1700 - Fruitland Winona	8,652,950.00	8,639,993.30	8,639,993.30	0.00	99.9%
2017	4401756719	RE1704 - 18 Sinclair Crt -PW17006	562,000.00	558,635.02	558,635.02	0.00	99.4%
2018	3561850124	RE1800 - 1610 & 1622 Rymal Rd E	2,883,320.97	2,899,700.52	2,899,700.52	0.00	100.6%
2019	3561950121	RE1901 - 1121, 1183, 1199 North Serv Rd Acq	200,000.00	143,319.64	143,319.64	0.00	71.7%
2019	5161950322	RE1902 - 703 Hwy 8 Stoney Creek	7,644,000.00	7,235,820.36	7,235,820.36	0.00	94.7%
Growth Management							
2004	4030480483	Seabreeze-glover to McNeilly	950,000.00	337,728.53	337,728.53	0.00	35.6%
2007	4030780743	McMaster Ave Urbanization	340,000.00	85,199.13	85,199.13	0.00	25.1%
2011	4141146100	2011 City Share of Servicing Costs	24,086.17	24,086.17	24,086.17	0.00	100.0%
2013	4141351100	Growth Management Vehicles	110,000.00	91,938.27	91,938.27	0.00	83.6%
2014	4031480582	2014 Development Rd Urbanization	500,000.00	500,000.00	500,000.00	0.00	100.0%
2015	4031580582	2015 Development Rd Urbanization	500,000.00	500,000.00	500,000.00	0.00	100.0%
2015	4141546102	Summit Park Phase 8	63,000.00	61,397.92	61,397.92	0.00	97.5%
2017	4141746108	Kaleidoscope Phase 2	126,400.00	123,012.33	123,012.33	0.00	97.3%
2018	4031880853	McClure-Garner Rd-200m Northerly	180,000.00	155,020.32	155,020.32	0.00	86.1%
Public Works (Tax Budget)							
Parks & Cemeteries (Tax Budget)							
2010	4401056002	The Gore Master Plan	3,513,454.39	3,513,359.89	3,513,359.89	0.00	100.0%
2012	5181260214	Parkside/Kipling Stormwater	1,500,000.00	1,365,490.19	1,365,490.19	0.00	91.0%
2016	4401656002	Gore Master Plan Phase 2 (Open Space Development Blk)	1,459,000.00	1,458,463.65	1,458,463.65	0.00	100.0%
2017	4401749107	Park Fencing Program	98,200.00	98,239.80	98,239.80	0.00	100.0%
2017	4401756402	Waterdown S Pk 2 (Agro Pk)	628,997.03	628,997.03	628,997.03	0.00	100.0%
2018	4241809302	AR - Birge Park (AR W3)	175,000.00	173,164.31	173,164.31	0.00	99.0%
2018	4401849007	Cemetery Columbarium	50,000.00	50,000.00	50,000.00	0.00	100.0%
2018	4401855600	Parks Testing and Reporting	58,200.00	58,209.30	58,209.30	0.00	100.0%
2019	4241909401	AR - Kenilworth Stairs Fountain (AR W4)	45,000.00	26,081.14	26,081.14	0.00	58.0%
Waterfront (Tax Budget)							
2013	4901355303	Piers 5-8 Parkng & Traffic Study	95,500.00	95,492.58	95,492.58	0.00	100.0%
Forestry & Horticulture							
2015	4241509678	AR - Mountain Brow Vista Study Plan (AR W6)	278,000.00	216,408.74	216,408.74	0.00	77.8%
2017	4451753444	Tree Planting Program	2,001,020.00	2,052,620.00	2,052,620.00	0.00	102.6%
2018	4451853444	Tree Planting Program	1,310,000.00	913,000.00	913,000.00	0.00	69.7%
2018	4451853701	Gypsy Moth Monitoring	2,500,000.00	2,500,000.00	2,500,000.00	0.00	100.0%
Roads (Tax Budget)							
2017	4031718452	Bridge 452 - Centennial Pkwy, 990m n/o Ridge	100,000.00	100,000.00	100,000.00	0.00	100.0%
2017	4661720522	Traffic Engineering - Signal Design - 2017	85,000.00	85,000.00	85,000.00	0.00	100.0%
2018	4031810005	Major Road Maintenance Program - 2018	1,000,000.00	1,000,000.00	1,000,000.00	0.00	100.0%
2018	4031841762	Yard Facility Maintenance & Improvement Program - 2018	208,000.00	208,000.00	208,000.00	0.00	100.0%
2018	4031849555	QA-QC Service Contract - 2018	133,000.00	133,000.00	133,000.00	0.00	100.0%

CITY OF HAMILTON
CAPITAL PROJECTS' CLOSING SCHEDULE
AS OF DECEMBER 31, 2019

Appendix "B" to Report FCS19078(b)

Page 3 of 3

YEAR APPROVED	PROJECT ID	DESCRIPTION	APPROVED BUDGET (\$)	REVENUES (\$)	EXPENDITURES (\$)	PROJECT SURPLUS/ (DEFICIT) (\$)	% SPENT
			a	b	c	d = b - c	e = c/a
2018	4041817384	Guide Rail Replacement Program - 2018	410,000.00	410,000.00	410,000.00	0.00	100.0%
2018	4241809802	AR - Sidewalks-Mountable Curbs (W8 A/R)	215,000.00	45,150.22	45,150.22	0.00	21.0%
2018	4661820010	Traffic Signal Modernization & Upgrades Program - 2018	720,000.00	720,000.00	720,000.00	0.00	100.0%
Planning & Economic Development (Rate Budget)							
Growth Management							
2012	5181280286	SWMP SCM9 - Summit Park Ph 7	1,960,000.00	1,774,687.20	1,774,687.20	0.00	90.5%
2012	5181280295	SWMP SM4 - Penny Lane Estates	2,610,000.00	2,603,636.49	2,603,636.49	0.00	99.8%
2014	5181480488	Rymal - Dartnal to Fletcher	660,000.00	460,138.84	460,138.84	0.00	69.7%
2016	5181680090	2016 Annual Storm Water Mngmnt	4,000,000.00	4,000,000.00	4,000,000.00	0.00	100.0%
Public Works (Rate Budget)							
Waterworks (Rate Budget)							
2010	5141061303	Valve Chamber No 3 First-Isaac	2,790,000.00	2,612,785.58	2,612,785.58	0.00	93.6%
2012	5141267270	Water Control Valve Upgrades	2,860,000.00	2,182,544.57	2,182,544.57	0.00	76.3%
2012	5141267272	Hillcrest Reservoir - HDR02	11,200,000.00	10,804,816.52	10,804,816.52	0.00	96.5%
2015	5141571301	WM Replace Program - Coordinated with Roads - 2015	14,575,000.00	14,359,527.01	14,359,527.01	0.00	98.5%
2016	5141657626	Critical WM Inspection Program - 2016	179,000.00	179,000.00	179,000.00	0.00	100.0%
2017	5141760750	Unscheduled Valve, Hydrant etc - 2017	1,040,000.00	1,040,000.00	1,040,000.00	0.00	100.0%
2017	5141761300	WM Replacement Program - 2017	370,000.00	370,000.00	370,000.00	0.00	100.0%
2018	5141870000	Coordinated Road and Subsurface Works - 2018	4,245,000.00	4,245,000.00	4,245,000.00	0.00	100.0%
2018	5141855556	Mapping Update - 2018	40,000.00	40,000.00	40,000.00	0.00	100.0%
2018	5141849555	QA-QC Service Contract - 2018	110,000.00	110,000.00	110,000.00	0.00	100.0%
2018	5141860750	Unscheduled Valve, Hydrant etc - 2018	799,000.00	799,000.00	799,000.00	0.00	100.0%
2018	5141860080	Valve Replacement - 2018	1,000,000.00	1,000,000.00	1,000,000.00	0.00	100.0%
Wastewater (Rate Budget)							
2013	5161367374	Waterdown Outstation Upgrades	3,360,000.00	3,273,155.06	3,273,155.06	0.00	97.4%
2015	5161567563	HC005 - Public Properties	1,040,000.00	126,459.41	126,459.41	0.00	12.2%
2016	5161662073	Field Data Systems Program - 2016	100,110.00	100,248.37	100,248.37	0.00	100.1%
2017	5161660533	Trenchless Manhole Rehabilitation - 2016	20,000.00	20,000.00	20,000.00	0.00	100.0%
2017	5161760533	Trenchless Manhole Rehabilitation - 2017	3,000.00	3,000.00	3,000.00	0.00	100.0%
2018	5161855556	Mapping Update - 2018	40,000.00	40,000.00	40,000.00	0.00	100.0%
2018	5161849555	QA-QC Service Contract - 2018	110,000.00	96,399.99	96,399.99	0.00	87.6%
2018	5161860522	Sewer Lateral Management Program (WWC) - 2018	4,500,000.00	4,509,356.78	4,509,356.78	0.00	100.2%
2018	5161861740	Unscheduled Manhole & Sewermain - 2018	320,000.00	320,000.00	320,000.00	0.00	100.0%
Storm Water (Rate Budget)							
2015	5181572291	Barton & Hamilton St, Waterdown Storm Sewer Upgrade	320,000.00	317,746.94	317,746.94	0.00	99.3%
2016	5181660533	Trenchless Manhole Rehabilitation - 2016	80,000.00	38,955.32	38,955.32	0.00	48.7%
2017	5181760533	Trenchless Manhole Rehabilitation - 2017	80,000.00	9,366.96	9,366.96	0.00	11.7%
2018	5181817458	Catch Basin Replace/ Rehab Program - 2018	590,000.00	590,000.00	590,000.00	0.00	100.0%
2018	5181855556	Mapping Update - 2018	40,000.00	40,000.00	40,000.00	0.00	100.0%
2018	5181849555	QA-QC Service Contract - 2018	86,000.00	86,000.00	86,000.00	0.00	100.0%
2018	5181861740	Unscheduled Manhole & Sewermain - 2018	30,000.00	13,777.41	13,777.41	0.00	45.9%
TOTAL COMPLETED PROJECTS (80)			110,275,739.60	106,445,038.00	106,445,038.00	0.00	96.5%
GRAND TOTAL COMPLETED/CANCELLED PROJECTS (101)			126,580,216.17	120,361,421.68	121,693,781.00	(1,332,359.32)	96.1%

CITY OF HAMILTON CAPITAL PROJECTS BUDGET APPROPRIATION SCHEDULE FOR THE PERIOD COVERING OCTOBER 1, 2019 THROUGH DECEMBER 31, 2019						
Appropriated From	Description	Appropriated To	Description	Amount(\$)	Council Approval / Comments	LongDescr
CORPORATE SERVICES						
<u>Councillor Infrastructure Program</u>						
3301409600	Ward 6 Capital Reinvestment	4031911606	Council Priority Minor Maintenance Ward 6	17,000.00	N/A- Within Limits	APPR 19-158
3301909600	Ward 6 Capital Reinvestment	4031911606	Council Priority Minor Maintenance Ward 6	47,000.00	N/A- Within Limits	APPR 19-159
<u>Finance Program</u>						
3381355301	2014-2018 DC & Intensification Studies	3381855301	2019 DC Bylaw Studies	80,550.00	N/A- Within Limits	APPR 19-184
Corporate Services (3)				144,550.00		
HEALTHY & SAFE COMMUNITIES						
<u>Fire Services Program</u>						
7401851601	Annual Fire Vehicle Replacement	7401951601	Annual Fire Vehicle Replacement	190,000.00	N/A- Within Limits	APPR 19-178
Healthy and Safe Communities (1)				190,000.00		
PLANNING AND ECONOMIC DEVELOPMENT						
<u>Culture Program</u>						
7201555501	ChildMuseum NewFacFeasibility	7201841804	Children's Museum Expansion	30,800.00	N/A- Within Limits	APPR 19-180
7201558504	Steam Museum Building Repairs	7201958904	Steam Museum Landscape Restoration	36,500.00	N/A- Within Limits	APPR 19-179
7201758702	2018 Canadian Country Music Awards	7201858702	Canadian Country Music Week 2020	115,600.00	N/A- Within Limits	APPR 19-175
				182,900.00		
Planning and Economic Development (3)				182,900.00		
PUBLIC WORKS TAX FUNDED						
<u>Fleet</u>						
4941651100	Fleet-Vehicle & Equip Replacement Program	4941951100	2019 Central Fleet Replacement	8,300.00	N/A- Within Limits	APPR 19-174
4941951001	Shop Equipment Replacement	4941451003	Restoration - Fleet Fuel Sites	60,000.00	N/A- Within Limits	APPR 19-176
				68,300.00		
<u>Open Space Development</u>						
4401255002	Confed Park Strategy & Economic Model	4401356801	Confederation Park Redevelopment	13,500.00	N/A- Within Limits	APPR 19-167
4401256126	Shaver Estates Trail	4401756718	Ancaster Meadows Park (Proposed)	45,000.00	N/A- Within Limits	APPR 19-157
4401856300	Parkside Hills	4401856806	Bookjans West Proposed Park	30,000.00	N/A- Within Limits	APPR 19-173
4401856601	Legislated Monitoring	4401456102	2555 Creekside	8,000.00	N/A- Within Limits	APPR 19-154
				96,500.00		
<u>Parks Operations</u>						
4401749104	Security Lighting Program	4241509720	Inch Park Initiative	290.00	N/A- Within Limits	APPR 19-169
4401749104	Security Lighting Program	4241809704	Inch Park Improvement	4,500.00	N/A- Within Limits	APPR 19-170
4401749612	Cemetery Id Signs	4401911601	Cemetery Roads Rehab Program	8,500.00	N/A- Within Limits	APPR 19-171
4401811601	Cemetery Roads Rehabilitation	4401911601	Cemetery Roads Rehab Program	73,700.00	N/A- Within Limits	APPR 19-165
4401849802	Heritage Green Maintenance Building Site	4401949101	Park Pathway Resurfacing Program	29,900.00	N/A- Within Limits	APPR 19-166
				116,890.00		

CITY OF HAMILTON						
CAPITAL PROJECTS BUDGET APPROPRIATION SCHEDULE						
FOR THE PERIOD COVERING OCTOBER 1, 2019 THROUGH DECEMBER 31, 2019						
Appropriated From	Description	Appropriated To	Description	Amount(\$)	Council Approval / Comments	LongDescr
<u>Recreation Facilities</u>						
7101854807	Dundas Valley Community Park	7101954536	Program - Arena Retrofits	94,000.00	N/A- Within Limits	APPR 19-181
				94,000.00		
<u>Roads</u>						
4030957950	ROW AM Bus Optimization (RAMBO)	4031755522	SoTI - Asset Management	25,000.00	N/A- Within Limits	APPR 19-65
4031614405	Contaminated Soil and Rock Removal	4031914405	Contaminated Soil and Rock Removal	99,000.00	N/A- Within Limits	APPR 19-164
4031811805	NBHD RD Priorities W5	4031611605	Council Priority Minor Maintenance Ward 5	60,000.00	N/A- Within Limits	APPR 19-172
				184,000.00		
<u>Traffic Program</u>						
4661820017	Traffic Signal LED Upgrade	4661920010	Traffic Signal Modernization	17,000.00	N/A- Within Limits	APPR 19-168
				17,000.00		
<u>Waste Management</u>						
5121449002	CCF Air Handling-Odour Control System	5121949003	CCF Lifecycle Replacement	95,000.00	N/A- Within Limits	APPR 19-152
5121594511	Transfer Station & CRC Expansion	5121949003	CCF Lifecycle Replacement	78,000.00	N/A- Within Limits	APPR 19-153
5121849800	CCF Air Handling Upgrades	5121949003	CCF Lifecycle Replacement	67,000.00	N/A- Within Limits	APPR 19-155
				240,000.00		
Public Works Tax Funded (19)				816,690.00		
PUBLIC WORKS RATE FUNDED						
<u>Wastewater Regular Program</u>						
5161367374	Waterdown Outstation Upgrades	5161267270	Ancaster WasteWater Outstations	60,000.00	N/A- Within Limits	APPR 19-183
5161671074	Annual Unscheduled Works Program - 2016	5161971074	Annual Unscheduled Works Program - 2019	60,000.00	N/A- Within Limits	APPR 19-156
5161671074	Annual Unscheduled Works Program - 2016	5161961444	Annual Private Drain Repairs	50,000.00	N/A- Within Limits	APPR 19-160
				170,000.00		
<u>Waterfront Program</u>						
4411606101	Pier 6-8 Servicing Design	4411706101	Pier 6-8 Servicing Construction	725,000.00	N/A- Within Limits	APPR 19-182
4901355303	Piers 5-8 Prkng&Traffic Study	4411706101	Pier 6-8 Servicing Construction	4,500.00	N/A- Within Limits	APPR 19-177
				729,500.00		
<u>Waterworks Regular Program</u>						
5141770000	Annual Coordinated Road Work 2017	5142061305	Burlington Trunkmain Repairs	60,000.00	N/A- Within Limits	APPR 19-161
5141871074	Annual Unscheduled Works - 2018	5142061305	Burlington Trunkmain Repairs	40,000.00	N/A- Within Limits	APPR 19-162
5141871074	Annual Unscheduled Works - 2018	5141960072	Annual Watermain Lining Program	36,000.00	N/A- Within Limits	APPR 19-163
				136,000.00		
Public Works Rate Funded (8)				1,035,500.00		
BUDGET APPROPRIATION (34)				2,369,640.00		

CITY OF HAMILTON CAPITAL PROJECTS - INTERNAL LOANS BORROWINGS				
Project ID	Description	Approved Internal Loan Principal (\$)	Amount to be Borrowed (\$)	Revenue Source
Corporate Services				
<i>School and Property Purchases</i>				
2051550501	RE1501 - Parkside School Purchase W13	2,528,293.00	1,208,299.73	108020 Unalloc Capital Levy
2051550502*	RE1502 - 155 East 26th Purchase	1,045,500.00	694,928.47	108020 Unalloc Capital Levy
4401256203	RE1200 - Bishop Ryan Partial Purchase	664,462.50	163,738.34	108020 Unalloc Capital Levy
4401456451	RE1402 - Purchase 178 Hixon	316,798.00	94,458.50	108020 Unalloc Capital Levy
4401556520	RE1503 - 110 Province St. N Purchase	62,500.00	34,522.56	108020 Unalloc Capital Levy
4401556521	RE1504 - 124 King St E DU Purchase	212,000.00	103,805.87	108020 Unalloc Capital Levy
		4,829,553.50	2,299,753.47	
Public Works (Tax Budget)				
<i>Open Space Development</i>				
4401456401**	Parkland - Stadium Precinct	4,218,475.00	2,951,479.52	108020 Unalloc Capital Levy
		4,218,475.00	2,951,479.52	
Project Totals		9,048,028.50	5,251,232.99	

*The total is made up of two loans \$980k and \$65.5k.

**The total is made up of two loans \$2,500k and \$1,718.5k.

Note: These capital projects are being funded from internal City Reserves and the City Reserves will be repaid with interest as internal loans in accordance with Council approved policies.



CITY OF HAMILTON
CORPORATE SERVICES DEPARTMENT
Financial Planning, Administration and Policy Division

TO:	Chair and Members General Issues Committee
COMMITTEE DATE:	June 15, 2020
SUBJECT/REPORT NO:	Capital Projects Status Report (Excluding Public Works) as of December 31, 2019 (FCS19079(b)) (City Wide)
WARD(S) AFFECTED:	City Wide
PREPARED BY:	Tran Trang (905) 546-2424 Ext. 4371 Duncan Robertson (905) 546-2424 Ext. 4744
SUBMITTED BY:	Brian McMullen Director, Financial Planning, Administration and Policy Corporate Services Department
SIGNATURE:	

RECOMMENDATION(S)

That the Capital Projects Status Report (excluding Public Works), as of December 31, 2019, attached as Appendix "A" to Report FCS19079(b), be received.

EXECUTIVE SUMMARY

Report FCS19079(b) presents the status of open capital projects for all departments, excluding Public Works, and is based on forecasted and committed expenditures to December 31, 2019.

Appendix "A" to Report FCS19079(b) reflects the status of each open capital project as of December 31, 2019 by program within the following departments and boards: Corporate Services, City Manager's Office, CityHousing, Healthy and Safe Communities and Planning and Economic Development.

OUR Vision: To be the best place to raise a child and age successfully.

OUR Mission: To provide high quality cost conscious public services that contribute to a healthy, safe and prosperous community, in a sustainable manner.

OUR Culture: Collective Ownership, Steadfast Integrity, Courageous Change, Sensational Service, Engaged Empowered Employees.

**SUBJECT: Capital Projects Status Report (Excluding Public Works) as of
December 31, 2019 (FCS19079(b)) (City Wide) – Page 2 of 5**

Table 1 represents the total Council approved capital budgets for open capital projects by program area: budget, expenditures / commitments, available balance and percentage complete.

**Table 1
Expenditure Summary by Program Area
as of December 31, 2019**

	Approved Budget	Expenditures / Commitments	Available Balance	Percentage Complete (%)
Corporate Services	\$40,881,434	\$37,495,498	\$3,385,935	91.7%
City Manager's Office	\$5,349,700	\$2,711,925	\$2,637,775	50.7%
Outside Boards and Agencies	\$3,300,000	\$1,430,786	\$1,869,214	43.4%
Healthy and Safe Communities	\$126,515,444	\$96,910,531	\$29,604,913	76.6%
Planning and Economic Development	\$439,339,355	\$274,667,545	\$164,671,810	62.5%

Table 2 shows the project completion percentage by program area over the last four years for open capital projects. Percentages will vary year-to-year based on the in-year completion of projects and timing of project initiations.

**Table 2
Percentage of Completion Comparison
as of December 31, 2019**

	2019	2018	2017	2016
Corporate Services	91.7%	92.1%	85.7%	80.3%
City Manager's Office	50.7%	63.4%	60.5%	71.2%
Outside Boards and Agencies	43.4%	95.0%	73.3%	49.0%
Healthy and Safe Communities	76.6%	72.8%	65.2%	47.5%
Planning and Economic Development	62.5%	59.6%	53.8%	51.2%

**SUBJECT: Capital Projects Status Report (Excluding Public Works) as of
December 31, 2019 (FCS19079(b)) (City Wide) – Page 3 of 5**

Alternatives for Consideration – Not Applicable

FINANCIAL – STAFFING – LEGAL IMPLICATIONS

Financial: N/A

Staffing: N/A

Legal: N/A

HISTORICAL BACKGROUND

The Capital Projects Status and Capital Project Closing reports are submitted to City Council three times a year as of June 30, September 30 and December 31.

On May 14, 2014, Council approved changes to the City's Capital Projects' Monitoring Policy (Report FCS14031). Previously, staff reported on the status of the Capital Work-in-Progress projects to their respective Standing Committees. The amended Policy has staff submitting the status of the Capital Work-in-Progress projects to the Capital Projects Work-in-Progress Sub-Committee. As a result of social distancing restrictions, the Capital Projects Work-in-Progress Sub-Committee meeting on May 26, 2020 was cancelled. To fulfil the requirements of the Capital Projects' Monitoring Policy, Report FCS19079(b) has been submitted for review by the General Issues Committee.

On December 14, 2011, Council approved Report FCS11073(a) which directed staff to review the Capital Projects Status and closing process and that a process where departments report to their respective Standing Committees on the status of the Capital Work-in-Progress projects be implemented. Reports were submitted to Standing Committees three times per reporting year, as of June 30, September 30 and December 31. Regular reporting will allow Standing Committees to review the status of a fewer number of projects, in greater detail, applicable to their area of oversight. Reporting to the Standing Committee began for the June 30, 2013 reporting period.

POLICY IMPLICATIONS AND LEGISLATED REQUIREMENTS

Report FCS19079(b) meets the requirements of the Capital Projects' Monitoring Policy (Report FCS14031) including:

- That a Capital Projects Status report be submitted to Capital Projects Work-in-Progress Sub-Committee three times a year as of June 30, September 30 and December 31.

SUBJECT: Capital Projects Status Report (Excluding Public Works) as of December 31, 2019 (FCS19079(b)) (City Wide) – Page 4 of 5

RELEVANT CONSULTATION

All relevant Capital Project managers, excluding Public Works, have been consulted on the status of their projects.

ANALYSIS AND RATIONALE FOR RECOMMENDATION(S)

Council approved that capital projects are reviewed in accordance with the City's approved Capital Projects' Monitoring Policy (Report FCS14031). For each variance report, staff determines if projects can be closed and also monitors financial activity to ensure that Council is aware of any capital projects which deviate significantly from approved budgeted amounts.

The purpose of the Capital Projects Status Report is to provide a framework to ensure clarity, transparency and accountability over Capital Projects by placing staff accountable for mitigating cost overruns, ensuring that Capital Projects are completed in a timely matter and encouraging detailed, accurate and consistent reporting on the status and timely closure of Capital Projects.

The financial information in Report FCS19079(b) is based on expenditures and commitments to December 31, 2019.

ALTERNATIVES FOR CONSIDERATION

Not applicable.

ALIGNMENT TO THE 2016 – 2025 STRATEGIC PLAN**Community Engagement and Participation**

Hamilton has an open, transparent and accessible approach to City government that engages with and empowers all citizens to be involved in their community.

Economic Prosperity and Growth

Hamilton has a prosperous and diverse local economy where people have opportunities to grow and develop.

Healthy and Safe Communities

Hamilton is a safe and supportive City where people are active, healthy, and have a high quality of life.

Clean and Green

Hamilton is environmentally sustainable with a healthy balance of natural and urban spaces.

**SUBJECT: Capital Projects Status Report (Excluding Public Works) as of
December 31, 2019 (FCS19079(b)) (City Wide) – Page 5 of 5**

Built Environment and Infrastructure

Hamilton is supported by state-of-the-art infrastructure, transportation options, buildings and public spaces that create a dynamic City.

Culture and Diversity

Hamilton is a thriving, vibrant place for arts, culture, and heritage where diversity and inclusivity are embraced and celebrated.

Our People and Performance

Hamiltonians have a high level of trust and confidence in their City government.

APPENDICES AND SCHEDULES ATTACHED

Appendix “A” to Report FCS19079(b) – City of Hamilton Capital Projects Status Report as at December 31, 2019

TT/dt

City of Hamilton Capital Projects Status Report
As of December 31, 2019

YEAR APPROVED	PROJECT ID	DESCRIPTION	APPROVED BUDGET (\$)	ACTUAL EXPENDITURES (\$)	PO COMMITMENTS (\$)	AVAILABLE BALANCE (\$) d = a - b - c	% COMPLETE e = (b+c) / a	Project Manager	STATUS EXPLANATION as of December 31, 2019
			a	b	c	d	e		

CORPORATE SERVICES

Clerks Program

2017	3521757100	Information Management Training Modules	70,000	35,680	-	34,320	51.0%	L. Barroso	Workplan priorities re-aligned. Launch moved to Q1 2020.
2018	3521858100	Digitization Microfiche Rcrd	150,000	-	-	150,000	0.0%	L. Barroso	Implementation temporarily paused. Re-evaluating requirements.
Sub-Total Clerks Program			220,000	35,680	-	184,320	16.2%		

Financial Program

2012	3381255201	D.C. Bylaws - Outstanding OMB Appeals	307,120	155,341	-	151,779	50.6%	L. Gillies	Available funds to be utilized in defending 2014 DC By-law Appeals. A legal Settlement is being drafted, staff is awaiting a response from the appellant.
2013	3381355301	2015-2018 Intensification studies	864,450	668,972	25,467	170,010	80.3%	L. Gillies	Project closure anticipated in Q1 2020. Funds will be appropriated to cover shortfall in 3381855301 Development Charges Bylaw as much of the work was completed alongside the 2019 DC Study.
2014	2051357320	Call Handling Implementation	2,588,000	2,727,936	31,790	(171,726)	106.6%	C. Mercanti	The process of consolidation will continue throughout 2019 and early 2020. The project is estimated to realize savings thereby resulting in mitigating the overage and ultimately coming in at budget.
2015	2051580510	DC Exemptions Recovery	29,306,228	29,306,228	-	(0)	100.0%	L. Gillies	Budget allocation made to repay development charge reserves to compensate for exemptions. Exemptions need to be repaid to ensure that development charge reserves continue to be sustainable. Sustainable development charge reserves are necessary to ensure growth continues to pay for growth. Project is at a net zero balance. Revenues cover off deficit.
2015	3381557502	Budget Operating System Upgrade	381,488	220,580	41,514	119,394	68.7%	T. Hewitson	Continued performance issues have delayed any further second stage development. Significant vendor engagement occurring.
2015	3381557506	Taxation billing software Upgrade	65,000	47,981	-	17,019	73.8%	M. Di Santo	An RFI was issued in Q3 2019 to explore other available tax billing software that may provide for more functionality and improve efficiencies.
2018	3381855301	Development Charges Bylaw	985,550	929,436	48,921	7,193	99.3%	L. Gillies	The 2019 DC By-law was adopted by Council in June 2019. Added pressures due to increased consultations as well as assessment of Bill 108 will result in additional funds being required. Staff will use appropriation authority to offset the additional costs. Project closure anticipated Q1 2020.
2018	3381857501	Capital Budget System	83,597	29,873	37,222	16,502	80.3%	S. DuVerney	Roadmap developed with implementation Q3 2020.
2019	2051957901	Customer Experience Feedback Program	286,000	326	-	285,674	0.1%	S. DuVerney	Project delayed. Comparing existing technology platforms with requirements. Limited public pilot is scheduled for March 2020. Target is to implement feedback on one channel by Q3 of 2020.
2019	3381980901	Development Charge Appeals	300,000	208	-	299,792	0.1%	L. Gillies	Available funds to be utilized in defending DC By-law Appeals.
Sub-Total Financial Program			35,167,434	34,086,881	184,915	895,638	97.5%		

Information Services

2013	3501357302	Common Address Database	1,555,000	1,150,540	99,406	305,054	80.4%	G. Binkosky	Anticipated completion date end of Q1 2020.
2013	3501357303	GIS Upgrades	340,000	316,397	-	23,603	93.1%	G. Binkosky	Work began Oct 2019 and continues through Feb 2020.
2016	3501657602	IT Security	504,000	324,641	-	179,359	64.4%	D. Hoyle	Penetration testing put on hold because of contractual issues. Network segmentation scope of work being developed for a January start date.
2017	3501757702	Network Infrastructure Sustainability and Continuous Improvement	564,000	572,141	-	(8,141)	101.4%	C. Poper	Project to be closed once reconciled and mitigation determined.
2017	3501757705	Geographic Metadata Catalogue	50,000	-	-	50,000	0.0%	G. Binkosky	Work began Oct 2019 and will continue through Feb 2020.

**City of Hamilton Capital Projects Status Report
As of December 31, 2019**

YEAR APPROVED	PROJECT ID	DESCRIPTION	APPROVED BUDGET (\$)	ACTUAL EXPENDITURES (\$)	PO COMMITMENTS (\$)	AVAILABLE BALANCE (\$) d = a - b - c	% COMPLETE e = (b+c) / a	Project Manager	STATUS EXPLANATION as of December 31, 2019
			a	b	c	d	e		
2018	3501857801	IT Strategy and Enterprise	785,000	371,690	193,183	220,127	72.0%	G. Binkosky	IT Centralization is progressing. Work will continue through Q2 2020. Phase 2 of Enterprise Data Management initiated - an RFP has been developed to procure professional services to assist with the development of an Enterprise Data Management strategy.
2018	3501857806	Data Centre HVAC	200,000	839	16,500	182,661	8.7%	C. Poper	Design services for the installation of new cooling system for 6th floor IT room, Central Library implementation in 2020. Funds need to be carried over to allow RFP, assessment, and implementation.
2019	3501957903	Strategic Theme Mobility	50,000	-	-	50,000	0.0%	C. Poper	Work continues to be done on creating the mobility plan program; leveraging existing processes to determine gaps. Funds to be extended into 2020.
2019	3501957905	Strategic Enabling Our People	600,000	4,070	-	595,930	0.7%	P. D'Aurelio	Corporate Communications with IT support is leading the City Website and Corporate Intranet initiatives. Scoping done throughout 2019 with funds being consumed in 2020. Initial meetings for the GIS 3-year Plan initiated in 4th Qtr. 2019. Assessments to support Cloud Foundation are progressing - the vendor engagement for the Active Directory migration is wrapping up; a scope will be developed for the privacy impact assessment; the assessment for the Network analysis tool will continue into 2020.
2019	3501957906	Strategic Theme IT Optimization	100,000	14,282	10,171	75,547	24.5%	P. D'Aurelio	Work will continue throughout 2020. As departmental IT staff is centralized they are being provided with the necessary tools. Vendor work to improve self service functions in the HEAT tool is progressing.
2019	3501957907	Business Systems & Services Continuity	100,000	87,175	1,343	11,482	88.5%	C. Poper	Final report provided by CIMA with recommendations for sustainability and funding. Project substantially complete.
2019	3501957909	Strategic Theme Integrated and Connected	50,000	25,644	-	24,356	51.3%	P. D'Aurelio	Work will continue throughout 2019 and 2020. The vendor is completing the Enterprise Architecture Integration Foundation rollout and training.
2019	3501957910	Email Platform Migration	596,000	-	-	596,000	0.0%	C. Poper	Direction from original scope had to be modified to accommodate our cloud foundational strategy; Work is being done to develop a cloud foundation/strategy; cloud infrastructure to prepare us for Exchange in the cloud; work scoped Q4, 2019; migration of network users, domain and O365 then migration of Exchange in the cloud will happen throughout 2020.
Sub-Total Information Services			5,494,000	2,867,419	320,603	2,305,977	58.0%		
TOTAL CORPORATE SERVICES			40,881,434	36,989,980	505,518	3,385,935	91.7%		

CITY MANAGER

City Managers Program

2012	2051257201	Website Redevelopment	2,464,150	1,684,886	10,872	768,392	68.8%	J. Hertel / B. Large	These funds to be used to investigate future platform updates/enhancements through 2021. Ongoing work being done on hamilton.ca roadmap and future state plan.
2017	3381757504	Performance Excellence Program	141,050	59,655	-	81,395	42.3%	J. Hertel / L. Zinkewich	The Continuous Improvement on-line training has been delayed. Completion date has been shifted to Q1 2020.
2017	3381757505	Digital Strategy and the Service Experience	280,000	261,977	-	18,023	93.6%	B. Large	Funds to be used to investigate future platform updates and enhancements through 2021.
2018	3381858502	Enhancing City of Hamilton App for citizen services	40,000	5,222	15,000	19,778	50.6%	J. Hertel / B. Large	The program remains available to engage on the additional apps being pursued by the city.
2018	3381858503	Digital/Open Data Infrastructure	250,000	21,705	-	228,295	8.7%	J. Hertel / B. Large	Developed Open Data foundational plan, benchmarking future state to current state. Additional Temporary FTE maybe required to support the OD program and outstanding activities outlined in plan for 2020.

City of Hamilton Capital Projects Status Report
As of December 31, 2019

YEAR APPROVED	PROJECT ID	DESCRIPTION	APPROVED BUDGET (\$)	ACTUAL EXPENDITURES (\$)	PO COMMITMENTS (\$)	AVAILABLE BALANCE (\$) d = a - b - c	% COMPLETE e = (b+c) / a	Project Manager	STATUS EXPLANATION as of December 31, 2019
			a	b	c	d	e		
2019	3381959501	Digital Office Smart City	1,000,000	50,649	-	949,351	5.1%	C. Tehrani	City Manager has approved holding \$320k of these funds towards a platform for online service delivery. Requirements being investigated now that the Chief Digital Officer is in place to align priorities and Digital Transformation plans.
Sub-Total City Manager Program			4,175,200	2,084,095	25,872	2,065,233	50.5%		

Human Resources

2016	2051659601	Employee Survey-2016	234,500	119,991	117,463	(2,954)	101.3%	N. Cocca	Action Planning, Reporting and Communication continuing.
2017	2051759701	HR Self Service Enhancements	250,000	247,786	21,000	(18,786)	107.5%	N. Cocca	Project close to completion. Phase 1 adjustments and final implementation targeted for March 2020.
2017	2051759702	Phase 1 Profile Management	190,000	95,718	-	94,282	50.4%	N. Cocca	Profile Manager Module substantially complete. Training Administration Module implemented with ongoing collaboration with Depts to ensure continued migration of data into the tool.
2018	2051857111	Corporate KRONOS	250,000	-	-	250,000	0.0%	N. Cocca	On hold.
2019	2051959703	Learning Management System	250,000	-	-	250,000	0.0%	N. Cocca	RFP on hold pending review of potential HCM (Human Capital Management) implementation in anticipation of PeopleSoft replace. HCM might include an LMS (Learning Management System).
Sub-Total Human Resources Program			1,174,500	463,495	138,463	572,541	51.3%		

TOTAL CITY MANAGER 5,349,700 2,547,590 164,335 2,637,775 50.7%

OUTSIDE BOARDS & AGENCIES

CityHousing -Asset Management

2016	6181641602	City Housing Contribution	1,000,000	275,000	-	725,000	27.5%	B. Lilley	Renovation of 2C-360 King: Phase 1 complete - June 2018. Phase 2 will be completed in 2019. Project on target, no budget variations required to date, no delays expected in project CB1601. Have yet to submit invoices for reimbursement. Elevator Modernization - 30 Congress: work completed CB1602. Replacement Risers 191 Main/200 Jackson: work complete, final invoices being processed. Project on target, no budget variations required till now, no delays expected in project CB1603. Project substantially completed. Have yet to submit invoices of \$667,526 for reimbursement. Completion expected in 2020.
2016	6181641602	City Housing Contribution	500,000	500,000	-	-	100.0%	R. Desouza	801 Upper Gage Project #6180941901 repayment from 2009 and 2012. All funding allocated - project to be closed in 2020 once all projects are completed within the block funding.
2016	6181641603	Repairs-W7 City Housing Units	800,000	325,258	-	474,742	40.7%	B. Lilley	Last project left for asphalt started - part paid through CHH capital and part through CAR funding. will be completed in 2020. project CAR 1601. CAR1603, CAR 1603A. Invoices of \$465,658 still to be submitted.
2018	6181841602	City Housing Contribution	500,000	330,528	-	169,472	66.1%	R. Desouza / S. Botham	801 Upper Gage Project - \$330,528 allocated to this project is completed Remaining funds used for Bay/Cannon Development. Bay/Cannon Development - Project expected to start in 2020.
2019	6181941602	Unit Retrofits/Bay/Cannon Development	500,000	-	-	500,000	0.0%	S. Botham	Block Funding allocated to New Development. Project expected to start in 2020.

TOTAL OUTSIDE BOARDS & AGENCIES 3,300,000 1,430,786 - 1,869,214 43.4%

HEALTHY AND SAFE COMMUNITIES

City of Hamilton Capital Projects Status Report
As of December 31, 2019

YEAR APPROVED	PROJECT ID	DESCRIPTION	APPROVED BUDGET (\$)	ACTUAL EXPENDITURES (\$)	PO COMMITMENTS (\$)	AVAILABLE BALANCE (\$) d = a - b - c	% COMPLETE e = (b+c) / a	Project Manager	STATUS EXPLANATION as of December 31, 2019
			a	b	c	d	e		

Children's Services and Neighbourhood Development

2012	2051255204	Neighbourhood Strategy	2,265,000	2,890,576	135,133	(760,709)	133.6%	A. Fletcher	Since 2012, an additional \$875K in donations/grants have been received in excess of the initial budget. Focus through end of 2020 will be completion of Rolston Path, small grants for residents and developing youth job-skill training opportunities leading to employment opportunities.
2016	4241609111	Kirkendall Neighbourhood Plan	125,000	70,742	38,162	16,096	87.1%	A. Fletcher	Consultant hired to undertake community engagement with contract until June 2020. On track for completion and report back to Council June 2020.
2016	6731641601	Bed Bug Strategy	1,094,110	804,899	106,546	182,665	83.3%	T. Quinn	Program was substantially completed December 31 2019. Final invoices will be paid Q1 2020 and the project will be closed with surplus funds remaining. Program results have been very positive. Responsible landlords now aware of benefits (and duty) to provide reasonable accommodation to disabled residents, and have access to best practices in bed bug treatments.
2018	6731841800	Red Hill Family Centre Reno	841,834	(10,515)	293,885	558,465	33.7%	L. Duxbury	A correcting entry reflecting \$617K in revenues and \$607K in expenses will be processed in Q1 2020. Warranty period expired in December 2019. Waiting for "security maintenance" monies to be released. Project will be close once these funds are released.
2018	6731841822	Riverdale HUB	2,040,000	53,223	62,693	1,924,084	5.7%	L. Keermaa	Site Plan amendment approval received. Building Permit issuance imminent. Tender to be issued Q1 2020. Funding from Ministry of Education of \$2.04M plus one-time funding of \$0.36M. Construction to be completed in Q4 2020.
2019	6501941100	Human Services Integration	160,000	-	-	160,000	0.0%	G. Mater	The funds will support the accommodation needs for staff to support an integrated service model. This will begin in Q2 2020.
Sub-Total CES Various			6,525,944	3,808,925	636,419	2,080,600	68.1%		

Long Term Care Homes

2016	6301641501	Wentworth Lodge-Tub room Renos	838,210	721,154	19,474	97,582	88.4%	C. Hall	Construction & Deficiencies are 100% complete. Maintenance Security and final Prime Consultant invoice are still owing following one-year warranty review in March 2020.
2017	6301741702	Ext Walls Repair Wentworth	580,000	583,496	-	(3,496)	100.6%	L. Keermaa	Construction work 85% complete. Remainder of contract work and deficiencies deferred until Spring 2020 due to weather conditions. Anticipated construction completion Q3 2020.
2017	6301751700	Bld Auto Sys Wentworth	312,000	42,560	19,879	249,561	20.0%	F. Jillani	The City will be going out for a tender again on this project as the first tender was dis-qualified and the project was put on-hold last year. A new tender is ready to go out in the new year (2020) right after the holiday season. A requirement for potential bidders to be signatory to Carpenter's union has now been waived. Project scope combined with Project 6301751708 (HVAC Upgrade Wentworth). Revised project completion is now expected to be end of July-2020.
2017	6301751707	Freezer Wentworth	55,000	10,207	4,970	39,823	27.6%	G. Enright	Staff continue to assess alternatives with procurement as significant issues with current scope. Project will be lead by Facilities and a timeline will be established by Q2 2020.
2017	6301751708	HVAC Upgrade Wentworth	105,000	-	-	105,000	0.0%	F. Jillani	This project scope was combined with Project 6301751700 (Bldg. Auto Sys (BAS) Wentworth). Revised project completion is now expected to be end of July-2020.
2018	6301841001	ML Roof Replacement	823,000	12,487	-	810,513	1.5%	L. Keermaa	Additional destructive investigation and feasibility study complete. Roster consultant assigned for detailed design. Design to be complete Q1 and Tender to be done in Q2 2020. Phase 1 of project to be complete in 2020. Phase 2 will be awarded in 2021.

City of Hamilton Capital Projects Status Report
As of December 31, 2019

YEAR APPROVED	PROJECT ID	DESCRIPTION	APPROVED BUDGET (\$)	ACTUAL EXPENDITURES (\$)	PO COMMITMENTS (\$)	AVAILABLE BALANCE (\$) d = a - b - c	% COMPLETE e = (b+c) / a	Project Manager	STATUS EXPLANATION as of December 31, 2019
			a	b	c	d	e		
2018	6301841801	WL - Wing Roof Replacement	402,000	11,907	-	390,093	3.0%	L. Keermaa	Rose and Oak Sloped Roofs complete. Remainder of Rose/Oak Flat roofs to be complete in 2020 in a combined tender with Macassa Lodge.
2018	6301841802	ML - D Wing- Refurbishment	60,000	-	-	60,000	0.0%	M. Hall	In process of defining project scope and engaging Roster Consultant to prepare feasibility study. Anticipated completion Q4 2020.
2018	6301851003	WL - Bed Replacement	243,200	-	-	243,200	0.0%	K. Allcroft	All electric beds have been purchased and replaced on the resident home areas. Completing audit of mattresses that require replacement. Anticipated completion Q2 2020.
2019	6301941001	WL - Main Entrance Redesign	50,000	-	-	50,000	0.0%	G. Enright	Feasibility study to be completed in Q2 2020. Further details and timelines will be available once the feasibility study is completed.
2019	6301941002	WL - Exhaust & Supply	25,000	-	8,388	16,612	33.6%	G. Enright	The Office of Energy Initiatives (OEI) took over this study towards the end of year 2019. A Roster approved consultant was already engaged, and the study will be finalized in the new year (end of February 2020).
2019	6301941003	WL - Radiant Heating Thermostat	25,000	-	7,248	17,752	29.0%	G. Enright	The Office of Energy Initiatives (OEI) took over this study towards an end of year 2019. A Roster approved consultant was already engaged, and the study will be finalized in the new year (end of February 2020).
2019	6301941006	WL - Servery Retrofit	30,000	-	-	30,000	0.0%	G. Enright	Feasibility study to be completed in Q2 2020. Further details and timelines will be available once the feasibility study is completed.
2019	6301951002	ML & WL Resident Care Equip	80,000	341,564	3,254	(264,819)	431.0%	H. Odordi	Expenses for Project #6301851003 (WL - Bed Replacement) incorrectly posted to this project. Correcting entry to be processed in Q1 2020. Resident Care Equipment purchase complete, project to be closed in Q1 2020.
Sub-Total Lodges Program			3,628,410	1,723,376	63,213	1,841,821	49.2%		

Housing Services

2015	6731541502	IAH - Housing Allowance	5,400,000	5,145,907	-	254,093	95.3%	A. DiFalco	The balance will be applied to the Municipal Housing Allowance Program in the first quarter of 2020. Project will be closed in Q2 2020.
2015	6731541504	IAH Extension - Admin	1,522,875	1,340,307	-	182,568	88.0%	K. Maxwell	Funds will be fully spent by December 2020. New OPHI program with Admin funding, that is time-restricted, has extended IAH-E Admin funding to offset costs in 2020.
2015	6731541505	IAH Extension - Rental Housing	13,450,000	11,550,000	1,900,000	-	100.0%	K. Maxwell	Good Shepherd project complete and awaiting final 10% (\$0.525M) holdback payment. YWCA project continuing to proceed well towards completion November 2020 (\$1.100M). Final 10% (\$0.275M) holdback payment for the YWCA project expected early 2021. Total forecasted project spend \$8.125M Indwell, \$2.625M Good Shepherd, and \$2.750M YWCA.
2015	6731541506	IAH Extension - Ont Renovates	7,684,625	4,616,062	-	3,068,563	60.1%	K. Maxwell	2019/2020 funds fully committed through contract agreements. Construction and billing will occur throughout 2020.
2015	6731541507	IAH Extension - Rent Supplement	6,600,000	2,585,350	-	4,014,650	39.2%	K. Maxwell	Federal/Provincial 5 Year Housing Allowances will end 2024. These are allocated to Housing First Participants. Shared Delivery ends June 30, 2020. We are exploring increasing the amount of the housing allowances to improve their value to participants and ensure the program is fully expended by 2024.
2016	6731641302	Social Housing Capital Repairs	1,500,000	1,445,336	16,339	38,325	97.4%	A. DiFalco	One remaining project to be fully expended by Q2 2020.
2016	6731641602	SIF-IAH Administration	752,610	516,657	-	235,953	68.6%	K. Maxwell	Provincial guidelines permit 5% of Hamilton's program allocation to cover program administration costs. Funds will be fully spent by December 2020. New COCHI program with Admin funding, that is time-restricted, has extended SIF Admin funding to offset costs in 2020.

City of Hamilton Capital Projects Status Report
As of December 31, 2019

YEAR APPROVED	PROJECT ID	DESCRIPTION	APPROVED BUDGET (\$)	ACTUAL EXPENDITURES (\$)	PO COMMITMENTS (\$)	AVAILABLE BALANCE (\$) d = a - b - c	% COMPLETE e = (b+c) / a	Project Manager	STATUS EXPLANATION as of December 31, 2019
			a	b	c	d	e		
2016	6731641603	SIF-IAH New Rental Housing	13,558,030	10,067,015	3,491,015	-	100.0%	K. Maxwell	Sacajawea project final 10% payment (\$0.192M) in April. Indwell-James St. N project completion expected Q4 2020 (\$1.135M) and final 10% (\$0.283M) in Q1 2021. Outstanding Baptist Church 10% (\$0.630M) holdback and YWCA (\$1.250M) project completion before 2021. Total forecasted project spend \$10.098M Indwell, \$2.500M YWCA, and \$0.960M Sacajawea. Extension granted by CMHC & Ministry due to long MOE Record of Site Condition process.
2016	6731641604	SIF-IAH Housing Allowances	741,560	405,100	-	336,460	54.6%	A. DiFalco	Housing allowance for families experiencing homelessness. Program is delivered through the Good Shepherd Family Centre. Funding is on track to be expended by 2024. Spending for 2019 is on track.
2016	6731641605	SIF-SHIP	11,017,530	11,007,390	2,821	7,319	99.9%	A. DiFalco	The project is completed, final verification of contractor payments are underway. The project and remaining commitments will be closed by the end of 2020.
2016	6731641607	SIF-SHIP Administration	279,870	271,419	-	8,451	97.0%	A. DiFalco	Provincial guidelines permit 5% of funding to cover program admin. Funds will be fully spent by December 2020. New COCHI program with Admin funding, that is time-restricted, has extended SIF Admin funding to offset costs in 2020.
2017	6731741302	Social Housing Capital Repairs	513,200	466,833	43,848	2,520	99.5%	A. DiFalco	Remaining Funds will be committed and expended by Q1 2020. Project ID anticipated to be closed in 2020.
2017	6731741609	PRI-Afford Rntl Hsg Constructn	8,620,000	2,932,553	1,205,985	4,481,462	48.0%	K. Maxwell	YWCA Ottawa St & Indwell Parkdale 2 projects expected 2nd 40% advances in Q1 2020, completion Q4 2020, and final 10% advances early 2022. 60 Caledon in process of being offered for sale with requirements for affordable rental housing development.
2018	6731841101	Co-ordinated Access System	1,470,000	137,738	55,329	1,276,933	13.1%	A. DiFalco	Demolition has started at 350 King St. E. The project is anticipated to be complete by November 30, 2020.
2018	6731841610	PRI-Indigenous Poverty Reductn	2,000,000	2,000,000	-	-	100.0%	A DiFalco	Full allocation of 2019 funds have been expended by Q4 of 2019.
2018	6731841611	PRI-Soc Hsg Repair & Rnovatn	4,000,000	2,981,240	525,864	492,895	87.7%	A. DiFalco	Year 2 projects have been committed and purchase orders have been issued. Projects are ongoing and payments are being made to providers. On track to be fully expended by December 31, 2027.
2018	6731841703	SHAIP- Soc Hsg Apart Impr Prog	13,415,270	9,474,126	3,941,146	(2)	100.0%	A. DiFalco	Projects are close to completion. Projects to be fully expended Q4 2020 after payment reconciliation.
2018	6731841704	SHAIP-Administration	435,070	181,477	-	253,593	41.7%	A. DiFalco	Funds will be fully spent by December 2020. New COCHI program with Admin funding, that is time-restricted, has extended SIF Admin funding to offset costs in 2020.
2018	6731841801	Tenant Defence Fund	50,000	-	-	50,000	0.0%	K. Maxwell	Tenant Defence Fund established in 2019 by Council (Report HSC19011). Some interest by tenants, but no take-up to date. Will review this project at the end of 2020.
2019	6731941302	Housing Capital Repair & Regen	500,000	106,562	406,438	(13,000)	102.6%	B. Kreps	Projects have been awarded, agreements executed, and purchase orders are being released. On target to be expended by Q1 of 2021.
2019	6731941901	Hamilton Portable Hsg Benefit	2,000,000	-	-	2,000,000	0.0%	B. Kreps	As per Hamilton Housing Benefits (HSC19002) the funding will be used for 5 year housing allowances to a maximum of \$2 million. This will be used to bridge the Housing Allowance Participants whose housing allowance ends June 30, 2020.
2019	6731941910	COCHI- Administration	61,599	30,799	-	30,800	50.0%	B. Kreps	Fiscal 2019/20 program administration funds will be fully expended by March 31, 2020.
2019	6731941911	COCHI- Repairs	920,371	-	-	920,371	0.0%	B. Kreps	Call for Applications closed as of Oct 2019 and projects were awarded Q4 2019. Purchase orders are being drafted and PO commitments should be realized in Q1 2020. Additional \$225K funding from the COCHI - Rent Supplement Project 6731941912 anticipated in 2020.

City of Hamilton Capital Projects Status Report
As of December 31, 2019

YEAR APPROVED	PROJECT ID	DESCRIPTION	APPROVED BUDGET (\$)	ACTUAL EXPENDITURES (\$)	PO COMMITMENTS (\$)	AVAILABLE BALANCE (\$) d = a - b - c	% COMPLETE e = (b+c) / a	Project Manager	STATUS EXPLANATION as of December 31, 2019
			a	b	c	d	e		
2019	6731941912	COCHI- Rent Supplement	250,000	-	-	250,000	0.0%	B. Kreps	\$25K Rent supplements will be allocated to Glanbrook Non Profit Homes. Request to reallocate \$225K in funding to the COCHI Repair Project 6731941911 received Ministry approval. An appropriation request is being completed by the Housing team.
2019	6731941920	OPHI- Administration	230,555	172,916	-	57,639	75.0%	K. Maxwell	Fiscal 2019/20 program administration funds will be fully expended by March 31, 2020.
2019	6731941921	OPHI- Rental Housing	4,380,545	-	-	4,380,545	0.0%	K. Maxwell	Two new projects being funded: Kiwanis Acorn St., 20 units of a 60 unit project; Indwell Royal Oaks, 50 of a 95 unit two building project. See Report HSC19060. Construction start for both May - June 2020. First advances Q2 2020. Total forecasted project spend \$2.79M Kiwanis Acorn St., and \$1.59M Indwell Royal Oaks.
Sub-Total Housing Program			101,353,710	67,434,786	11,588,786	22,330,139	78.0%		
Fire Services Program									
2018	7401841801	Waterdown Station	1,500,000	2,760	-	1,497,240	0.2%	S. De Jager	Identification of land site through Real Estate/PED underway. Anticipated construction project through to 2021.
2018	7401851101	Automatic Vehicle Loc Devices	360,000	153,289	297	206,414	42.7%	D. Milovanovic	Required CAD updates and implementation of enhanced functionality within stations in process. Anticipated completion Q1 2020.
2019	7401941603	MATC - Facility Upgrades	250,000	52,849	-	197,151	21.1%	S. De Jager	Facility upgrades ongoing through Public Works. Anticipated completion Q2 2020.
2019	7401941606	Station 13 Renovation	100,000	110,475	14,641	(25,116)	125.1%	S. De Jager	Renovations continue through Q4 2019. Public Works coordinating this project. Anticipated completion Q2 2020.
2019	7401951600	Annual Equipment Replacement	1,268,000	457,129	424,323	386,548	69.5%	S. De Jager	Equipment purchases in process with delivery through Q4 2019. Anticipated completion Q3 2020 due to timings of RFPs.
2019	7401951601	Annual Vehicle Replacement	5,595,000	763	5,551,921	42,316	99.2%	S. De Jager	Project ongoing with tender award Q4 2019 for four vehicles. Production beginning in Q1 2020 with contract completion date now anticipated Q1 2021.
2019	7401951602	Ice Water Rescue	200,000	46,333	71,765	81,902	59.0%	J. Verbeek	Required training dependent on weather (ice required) will delay project completion to Q1 2020.
Sub-Total Fire Services Program			9,273,000	823,598	6,062,947	2,386,456	74.3%		
Paramedic Services Program									
2019	7641951100	Paramedic Service Vehicle	1,269,000	943,566	63,164	262,271	79.3%	B. Roth	Project on schedule. Vehicles received and final PDI in progress. Project to be completed Q1 2020.
2019	7641951103	Ambulance Enhancement	260,000	217,363	-	42,637	83.6%	B. Roth	Vehicle and majority of equipment received with one piece of equipment outstanding. Project to be completed Q1 2020.
Total Sub-Paramedic Services Program			1,529,000	1,160,929	63,164	304,908	80.1%		
Recreation Program									
2015	7101557502	CLASS Software Upgrades	260,380	227,777	24,144	8,459	96.8%	D. Walton	Substantially complete - Delay in development will require additional vendor on-site training in 2020 using PO Commitment funds. Peripheral budget reserved pending software enhancements to determine whether additional supporting hardware is required.
Total Sub-Recreation Program			260,380	227,777	24,144	8,459	96.8%		
Public Health Services Program									
2012	6771241201	Accommodations - Health Campus	3,945,000	3,292,469	-	652,531	83.5%	M. Baird	Decision made to complete renovation at 100 Main E in order to combine staffing space with staff currently located at 21 Hunter. Work to be completed end of Q4 2020.
Total Sub-Public Health Services Program			3,945,000	3,292,469	-	652,531	83.5%		

City of Hamilton Capital Projects Status Report
As of December 31, 2019

YEAR APPROVED	PROJECT ID	DESCRIPTION	APPROVED BUDGET (\$)	ACTUAL EXPENDITURES (\$)	PO COMMITMENTS (\$)	AVAILABLE BALANCE (\$) d = a - b - c	% COMPLETE e = (b+c) / a	Project Manager	STATUS EXPLANATION as of December 31, 2019
			a	b	c	d	e		
TOTAL HEALTHY AND SAFE COMMUNITIES			126,515,444	78,471,860	18,438,672	29,604,913	76.6%		

PLANNING & ECONOMIC DEVELOPMENT

General Manager's Office

2009	3621054100	West Harbor Initiatives	10,904,300	11,017,932	-	(113,632)	101.0%	C. Phillips	Staff has been implementing the Council approved direction from Report PED 19063 and has executed MOU with proposed developer. Report back to Council expected by end of Q2-2020. Proceeds of future sale of the "Barton-Tiffany" lands will be allocated to this Account.
2015	8201555100	Open for Business - City Approval Processes	234,000	129,665	5,000	99,335	57.5%	R. Lalli	75% of funds are currently being used to pay for the Open For Business Leadership program. The remaining funds will be used to develop Open for Business initiatives in discussion with the Open for Business Sub Committee.
Sub-Total General Manager's Office			11,138,300	11,147,598	5,000	(14,298)	100.1%		

Economic Development

2015	3621555700	2015-2019 Econ Dev Strategy	75,000	69,406	-	5,594	92.5%	N. Schleeahn	The Marketing Strategy was developed in house with input from staff and working groups. The new Invest In Hamilton website completed and launched in Q2-2019. The remaining funding will be spent on minor website changes as well as branding.
2016	8201603100	Barton Kenilworth Corridor Study	287,000	149,267	137,733	-	100.0%	J. Lam	The funds are fully committed. The funds are for implementation of components of the Barton Kenilworth Study (received by Council September 10, 2014). The remaining funds are for initiatives under the Barton Kenilworth Corridor study and applications received under the Barton/Kenilworth Commercial Corridor Building Improvement Grant program. Applicants for the Barton/Kenilworth Commercial Corridor Building Improvement Grant program financial incentive will have one year from the date of the general manager's approval to complete the work. Applicants may request a one-year extension. 39 applications have been received.
2016	8201603510	2016 Commercial Prop Improve Grant	554,000	471,824	82,176	-	100.0%	J. Lam	The funds are fully committed. This is an ongoing program. The program provides property owners and authorized tenants matching funds to upgrade the facades of commercial buildings. A total of 74 applications were received. Applicants have two years to complete the work following approval.
2016	8201603610	2016 Com Prop Improve Grant BIA	1,305,600	849,201	456,483	(84)	100.0%	J. Lam	The funds are fully committed. The Business Improvement Area Commercial Improvement Grant program offers a matching grant for façade improvements. 176 applications were received. Applicants have two years to complete the work following approval.
2016	8201641800	Annual Heritage Prop Improve Grants	1,594,700	839,723	202,886	552,092	65.4%	J. Lam	The program offers grants towards the preservation of heritage features and structural/stability work required on designated properties. The results of the five-year review resulted in extending this program to all of the commercial corridors identified in the Community Improvement Project Area. Increasing interest in the program has depleted available funds. On July 13, 2018 Council approved the use of funds from various reserves/capital projects to enable the processing of applications received thus far as well as additional applications anticipated. The funds will be transferred as required. 3 applications were received in 2019.

City of Hamilton Capital Projects Status Report
As of December 31, 2019

YEAR APPROVED	PROJECT ID	DESCRIPTION	APPROVED BUDGET (\$)	ACTUAL EXPENDITURES (\$)	PO COMMITMENTS (\$)	AVAILABLE BALANCE (\$) d = a - b - c	% COMPLETE e = (b+c) / a	Project Manager	STATUS EXPLANATION as of December 31, 2019
			a	b	c	d	e		
2016	8201655802	2016 Comprehensive Way Finding	407,000	100,689	54,032	252,279	38.0%	J. Lam	Phase 1 - Assessing design of the poles for the municipal parking lot signs and pedestrian directional signs. Plans for phase 2 vehicular signage will need to be revised due to Burlington Street construction. Phase 2 - BIA and West Harbor Kiosks. Seventeen of the eighteen BIA kiosks installed. Spend It Here posters and maps for Kiosks have been installed. Remaining funding for parking lot signs, consulting fees, kiosk posters and installation of signs and kiosks.
2017	3621708002	Annual Brownfield Development	960,000	401,460	568,810	(10,270)	101.1%	J. Lam	Funds are for ERASE applications that will be paid out upon completion of their ESA studies. 215 applications have been received to date, 149 applications paid out. Increased program demand is anticipated. Additional funds will be required to meet that demand.
2017	3621708900	Annual Ec Development Initiatives	1,833,000	628,601	697,274	507,125	72.3%	G. Norton	This project will be used for implementation of initiatives under the Action Plan - approved December 2016. Remaining funds will be used for a broadband internet gap study, Creative Industries Review, ICT & Digital Media Asset Map, the Hamilton Heritage Property Grant Program if required; the Fire Sector Profile, ICT and Digital Media Industry Study, and several other studies and initiatives as identified in the Action Plan.
2017	3621749100	Red Hill Bus Park Signage	187,000	147,338	5,949	33,713	82.0%	J. Lam	Red Hill Business Park Signage project consisted of construction of trail extension, grading, retaining walls and landscaping (Dartnall Rd.) which has been completed as well as construction and installation of a sign. The signage has been installed. Additional landscaping around the signage to be completed Q2/Q3- 2020.
2017	3621755102	Brownfield Pilot Project	973,600	164,637	354,830	454,133	53.4%	J. Lam	Funds from the ERASE Municipal Acquisition and Partnership program are used to fund pilot projects and innovative remediation technologies projects. The commitments include the partial remediation of a park lot of the Freeman Industrial/Business Park (\$150K) and approximately \$200K for another property. The remainder of the funds are for the financing of the ERASE Study Grant program and other brownfield initiatives.
2017	8201703100	Office Tenancy Asst Program	107,000	6,638	89,100	11,262	89.5%	J. Lam	The project funds are for interest costs associated with the Office Tenancy Assistance Program loans. There have been 12 loans approved under this program (including two forgivable loans). 4 loans are in the process of being repaid. 2 loans have been approved but not yet advanced. There are 2 applications undergoing due diligence.
2017	8201703201	Education Campuses Downtown	488,500	38,505	450,000	(5)	100.0%	J. Lam	The funding is fully committed. August 10, 2015 Council approved a forgivable loan in the amount of \$38,505 for McMaster University for their office space at 245 James St. North. The parameters to forgive the loan have been met. July 8, 2016 Council approved a forgivable loan in the amount of \$450K to Hamilton Health Sciences (HHS) for new office space on King St. W. contingent on HHS occupying the space until at least October 31, 2021. At that point if all parameters have been met the loan will be forgiven. The loan has been advanced to HHS.
2017	8201703602	Olde Stoney Creek Urban Design Plan	3,346,075	2,911,381	18,216	416,478	87.6%	J. Lam	Staff met with BIA. Moving forward with design work for a redesigned smaller gateway feature.

City of Hamilton Capital Projects Status Report
As of December 31, 2019

YEAR APPROVED	PROJECT ID	DESCRIPTION	APPROVED BUDGET (\$)	ACTUAL EXPENDITURES (\$)	PO COMMITMENTS (\$)	AVAILABLE BALANCE (\$) d = a - b - c	% COMPLETE e = (b+c) / a	Project Manager	STATUS EXPLANATION as of December 31, 2019
			a	b	c	d	e		
2017	8201703620	Gore Building Improvement Grant	506,250	108,080	398,579	(409)	100.1%	J. Lam	The funding is fully committed. Report going to Council on January 22, 2020 to approve maintaining an extension on five outstanding commitments conditional on submission of their building permit by July 31, 2020 and additional documentation by July 31, 2020. The applicants will have two years in which to complete the work. Funding is expected to be expended by Q4-2022.
2017	8201703700	Barton Kenilworth Grant Building	1,550,000	307,653	999,518	242,829	84.3%	J. Lam	The Barton/Kenilworth Commercial Corridor Building Grant program offers matching grants for commercial, multi-residential and institutional uses. The program supports the Barton and Kenilworth Commercial Corridors final recommendations report received by city Council at its meeting held September 10, 2014. 39 applications have been received to date.
2017	8201703701	Barton & Kenilworth Rebate	380,000	46,561	229,077	104,362	72.5%	J. Lam	The Barton and Kenilworth Planning and Building Fees Rebate program offers a rebate for certain planning and building applications issued. Rebates are paid following completion of work. 9 applications have been received thus far. 3 applications have been paid out. Part of the commitment reflects the approval by Council on July 13, 2018 for the use of \$100K from this capital project to enable the processing of some Heritage Property Grant applications, if required.
2017	8201703703	Annual Com Prop Improve Grant BIA	1,282,000	545,249	556,686	180,065	86.0%	J. Lam	The Business Improvement Area Commercial Improvement Grant program offers a matching grant for façade improvements, limited internal improvements as well as assisting in creating a barrier-free and accessible environment. Applicants have two years to complete the work. 22 applications were received in 2019.
2017	8201703704	Annual Com Prop Improve Grant	732,000	1,045	730,955	-	100.0%	J. Lam	The Commercial Property Improvement Grant program offers a matching grant for façade improvements, limited internal improvements as well as assisting in creating a barrier-free and accessible environment. The program is offered within Downtown Hamilton, Community Downtowns, the Mount Hope/Airport Gateway and the Commercial Corridors as identified in the Downtown and Community Renewal Community Improvement Plan. Applicants have two years to complete the work. 28 applications were received in 2017. 52 applications were received in 2018. 23 applications were received in 2019.
2017	8201703706	Annual Com Downtowns & BIA	1,573,400	671,567	134,502	767,330	51.2%	J. Lam	Waterdown Memorial Hall landscape construction complete. Plantings will be in Spring 2020. Mount Hope gateway project transferred to project ID 7101958900. (Mount Hope Gateway). Funding for banners and miscellaneous improvements in Community Downtowns and BIAs as the need arises. Locke Street Gateway to be run as a public art process in 2020.
2017	8201703707	King St W Bus Imprv Area Gateway	12,450	-	-	12,450	0.0%	J. Lam	Discussions are being undertaken with BIA to determine feasibility of the gateway work.
2017	8201703708	Main St W Bus Imprv Area Gateway	150,000	-	-	150,000	0.0%	J. Lam	Discussions are being undertaken with BIA to determine feasibility of the gateway work.
2017	8201703900	2017 Dwntn West Harbor Remediate	78,200	2,676	10,704	64,820	17.1%	J. Lam	The project funds are for interest associated with the Downtown West Harbor Remediation loans. This program was reviewed as part of the five year review of the ERASE CIP in 2017. Loans approved subsequent to the CIP review will be interest free rather than low interest loans. Two loans have been fully advanced under this program. An increase in demand for this project is expected.

City of Hamilton Capital Projects Status Report
As of December 31, 2019

YEAR APPROVED	PROJECT ID	DESCRIPTION	APPROVED BUDGET (\$)	ACTUAL EXPENDITURES (\$)	PO COMMITMENTS (\$)	AVAILABLE BALANCE (\$) d = a - b - c	% COMPLETE e = (b+c) / a	Project Manager	STATUS EXPLANATION as of December 31, 2019
			a	b	c	d	e		
2017	8201755100	2017 Inter Village BIA Gateway	36,000	-	-	36,000	0.0%	J. Lam	Discussions are being undertaken with BIA to determine feasibility of the gateway work.
Sub-Total Economic Development			18,418,775	8,461,500	6,177,511	3,779,765	79.5%		
Building									
2017	8061757800	Microfiche Digitization of Records	4,112,900	-	-	4,112,900	0.0%	J. Caetano	Decision made to cancel RFP and re-issue with new scoring criteria and revise process for evaluation. The first draft of the revised RFP has been completed and should be posted by the end of Q1-2020.
Sub-Total Building			4,112,900	-	-	4,112,900	0.0%		
Growth Management General									
2014	8121457600	AMANDA Implementation	1,815,375	1,395,094	17,540	402,741	77.8%	R. Lalli	The Amanda project along with staff have transitioned to Corporate IT in April 2019. The IT division is currently working with Planning and Economic Development to identify and execute next steps regarding Amanda initiatives.
2015	8121555100	Review Site Alteration By-Law	150,000	-	-	150,000	0.0%	C. Ammendolia	Staff have update the Site Alteration By-Law. Potential costs to implement - monitoring and testing.
Sub-Total Growth Management General			1,965,375	1,395,094	17,540	552,741	71.9%		
Industrial Lands									
2003	3620374100	SC-Strm Drainage Watercourse 7	5,226,000	5,097,578	-	128,422	97.5%	G. Paparella	Project (C15-37-18 (HSW)) is in construction. Funds to be reallocated to this project through the use of Appropriation forms.
2004	3620407101	SC Industrial Pk-Infrastructure	3,867,000	2,368,325	-	1,498,675	61.2%	G. Paparella	\$1.7M allocated for contract C15-37-18 (HSW), construction is in progress.
2005	3620504502	Airport Lands Expansion	17,307,000	16,976,112	-	330,888	98.1%	G. Paparella	Council suspended until funding source is recognized.
2005	5160507001	N Glanbrook Industrial BP Serv	16,901,360	14,848,328	-	2,053,032	87.9%	T. Sergi	Awaiting revenues from land sales. There are still 36 serviced acres still need to be sold which is the funding source for this project. (36 acres @ \$250k = \$9M) Account to remain open until lands are sold.
2006	3620604501	Update Fed Zoning Regulations	165,640	104,930	67,856	(7,147)	104.3%	G. Paparella	Substantially complete. Project working in conjunction with project ID 3620604600 (Secondary Plan-AEGD). Funds to be reallocated to this project through the use of Appropriation forms.
2006	3620604600	Secondary plan - AEGD	2,745,440	2,601,631	-	143,809	94.8%	G. Paparella	Project working in conjunction with project ID 3620604501 (Update Fed Zoning Regulations). Project complete. Communicating with Capital Budgets if remaining funds can be Appropriated to a same like project.
2007	3620707001	RHBP-Dartnall Road Watermain	1,470,000	552,319	-	917,681	37.6%	G. Paparella	Project partially completed. Dartnall Road from Rymal to Twenty Road constructed. Remaining funds to be used for the portion from Twenty Road southerly to Dickenson Road. Project working in conjunction with other same project ID 3620707002 (RHBP-Dartnall Rd San Sewer).
2007	3620707002	RHBP-Dartnall Rd San Sewer	1,505,000	-	-	1,505,000	0.0%	G. Paparella	Project partially completed PW-10-13 (HSW). Dartnall Road from Rymal to Twenty Road constructed and funded from project ID 3620707690 (RHBP-N-Glanbrook Business Park). Funds to be used for the portion from Twenty Road southerly to Dickenson. Project working in conjunction with project ID: 3620707001 (RHBP-Dartnall Road Water main).
2007	3620707003	RHBP-Dartnall Road Extension	6,600,000	2,287,345	-	4,312,655	34.7%	G. Paparella	Project partially completed. Dartnall Road from Rymal to Twenty Road constructed. Remaining funds to be used for the portion from Twenty Road southerly to Dickenson road. Real Estate pursuing land acquisition for road. Project working in conjunction with project IDs 3620707001 (RHBP Dartnall road Water main), 3620707002 (RHBP Dartnall Rd San Sewer).

City of Hamilton Capital Projects Status Report
As of December 31, 2019

YEAR APPROVED	PROJECT ID	DESCRIPTION	APPROVED BUDGET (\$)	ACTUAL EXPENDITURES (\$)	PO COMMITMENTS (\$)	AVAILABLE BALANCE (\$) d = a - b - c	% COMPLETE e = (b+c) / a	Project Manager	STATUS EXPLANATION as of December 31, 2019
			a	b	c	d	e		
2007	3620707005	RHBP - Twenty Road	3,600,000	3,213,245	113,621	273,133	92.4%	G. Paparella	Urbanization of Twenty Road (Nebo Road to west limit of RHBP) constructed with Nebo Trail Subdivision and surface asphalt to be placed at a later date. Deficit will be offset by land sales.
2007	3620707690	Red Hill Business Park	4,197,500	4,536,795	-	(339,295)	108.1%	G. Paparella	Project costs to be finalized. Deficit is covered by the higher than budgeted land sale.
2015	3621507501	Cormorant Road Extension	8,665,000	3,328,792	11,308	5,324,900	38.5%	G. Paparella	Project under construction - Valery Business Park. Project working in conjunction with project IDs (Sewage Works) 5161480480, (Water Works) 5141480480 (Cormorant Rd WM Extension).
Sub-Total Industrial Lands			72,249,940	55,915,400	192,785	16,141,754	77.7%		

Subdivision Programs

2008	4140846106	Parkside Hills - Phase 1A	603,300	665,689	-	(62,389)	110.3%	T. Sergi	Works complete. Developer to submit request for payment (holdback). Will Appropriate funds from Project ID 4140946100 (2009 City Share of Servicing Costs) to cover any deficits remaining in the project.
2009	4140946100	2009-City Share of Servicing Costs	578,274	362,917	-	215,357	62.8%	T. Sergi	Funds will be used to provide the City's share of costs under subdivision agreements as they are identified.
2009	4140946103	183 Longwood Road South	652,479	96,908	-	555,571	14.9%	T. Sergi	Works incomplete (surface asphalt), developer to submit request for payment upon completion.
2009	4140946107	Fairgrounds East - Phase 1	683,000	643,382	-	39,618	94.2%	T. Sergi	Developer to submit request for payment.
2010	4141046102	Ancaster Meadows - Phase 1	914,500	858,378	-	56,122	93.9%	T. Sergi	Developer to submit request for payment upon completion.
2010	4141046107	510 Dundas St E MDA-09-134	24,000	-	-	24,000	0.0%	T. Sergi	Developer to submit request for payment upon completion.
2010	4141046108	Meadowlands of Ancaster - Ph 9	213,614	214,436	-	(821)	100.4%	T. Sergi	Developer to submit request for payment upon completion. City Share of Servicing Costs to cover any deficits remaining in the project.
2011	4141146104	Silverwood Homes Subdivision	631,500	602,821	-	28,679	95.5%	T. Sergi	Developer to submit request for payment upon completion.
2012	4141246100	2012 City Share of Servicing Costs	349,854	-	-	349,854	0.0%	T. Sergi	Funds will be used to provide the City's share of costs under subdivision agreements as they are identified.
2012	4141246106	Waterdown Bay - Phase 1A	1,125,000	1,061,933	-	63,067	94.4%	T. Sergi	Developer to submit request for payment upon completion.
2012	4141246109	Kaleidoscope - Phase 1	241,000	207,959	-	33,041	86.3%	T. Sergi	Developer to submit request for payment upon completion.
2012	4141246110	Summit Park Ph 7 Internal Works	312,000	280,374	-	31,626	89.9%	T. Sergi	Developer to submit request for payment upon completion.
2013	4141346100	2013 City Share of Servicing Costs	1,692,815	-	-	1,692,815	0.0%	T. Sergi	Funds will be used to provide the City's share of costs under subdivision agreements as they are identified.
2013	4141346101	Limestone Manor Ancaster	60,000	49,864	-	10,136	83.1%	T. Sergi	Developer to submit request for payment upon completion.
2013	4141346104	Green Millen Shore Estates	250,000	207,445	-	42,555	83.0%	T. Sergi	Developer to submit request for payment upon completion.
2013	4141346105	Victory Ridge Phase 1	282,000	281,060	-	940	99.7%	T. Sergi	Developer to submit request for payment upon completion.
2014	4141446100	2014 City Share of Servicing Costs	1,294,000	-	-	1,294,000	0.0%	T. Sergi	Funds will be used to provide the City's share of costs under subdivision agreements as they are identified.
2014	4141446102	Summerlea West Phase 4	1,431,480	1,496,201	-	(64,721)	104.5%	T. Sergi	Developer to submit request for payment upon completion. Will Appropriate funds from Project ID 4141446100 (2014 City Share of Servicing Costs) to cover any deficits remaining in the project.
2014	4141446103	MC2 Homes Phase 3	60,000	40,494	-	19,506	67.5%	T. Sergi	Developer to submit request for payment upon completion.
2014	4141446105	Heritage Commons	85,000	80,566	-	4,434	94.8%	T. Sergi	Developer to submit request for payment upon completion.
2015	4141546100	2015 City Share of Servicing Costs	2,256,500	-	-	2,256,500	0.0%	T. Sergi	Funds will be used to provide the City's share of costs under subdivision agreements as they are identified.
2015	4141546101	The Crossings	116,000	96,569	-	19,431	83.2%	T. Sergi	Developer to submit request for payment upon completion.
2015	4141546104	Ancaster Glen- Phase 2	474,500	443,013	-	31,487	93.4%	T. Sergi	Developer to submit request for payment upon completion.
2016	4141646100	2016 City Share of Servicing Costs	1,858,893	-	-	1,858,893	0.0%	T. Sergi	Funds will be used to provide the City's share of costs under subdivision agreements as they are identified.
2016	4141646101	MC2 Homes Phase 2	256,040	281,122	-	(25,082)	109.8%	T. Sergi	Developer to submit request for payment upon completion. 2016 City Share of Servicing Costs to cover any deficits remaining in the project.

City of Hamilton Capital Projects Status Report
 As of December 31, 2019

YEAR APPROVED	PROJECT ID	DESCRIPTION	APPROVED BUDGET (\$)	ACTUAL EXPENDITURES (\$)	PO COMMITMENTS (\$)	AVAILABLE BALANCE (\$) d = a - b - c	% COMPLETE e = (b+c) / a	Project Manager	STATUS EXPLANATION as of December 31, 2019
			a	b	c	d	e		
2016	4141646102	Ancaster Woodlands Subdivision	153,900	156,533	-	(2,633)	101.7%	T. Sergi	Works under construction and developer will submit request for payment upon completion. Will Appropriate funds from project ID 4141646100 (2016 City Share of Servicing Costs) to cover any deficits remaining in the project.
2016	4141646103	Ancaster Meadows Phase 2	172,100	-	-	172,100	0.0%	T. Sergi	Developer to submit request for payment upon completion.
2016	4141646106	Winona Crossing	14,967	15,141	-	(174)	101.2%	T. Sergi	Works under construction and developer will submit request for payment upon completion. Will Appropriate funds from project ID 4141646100 (2016 City Share of Servicing Costs) to cover any deficits remaining in the project.
2016	4141646107	Fairground West	399,100	405,686	-	(6,586)	101.7%	T. Sergi	Developer to submit request for payment upon completion. 2016 City Share of Servicing Costs to cover any deficits remaining in the project.
2017	4141746100	2017-City Share of Servicing Costs	1,207,895	-	-	1,207,895	0.0%	T. Sergi	Funds will be used to provide the City's share of costs under subdivision agreements as they are identified.
2017	4141746105	Victory Phase 5A SWMP	105,250	74,904	-	30,346	71.2%	T. Sergi	Developer to submit request for payment upon completion.
2017	4141746106	Foothills of Winona Ph2	207,702	203,341	-	4,360	97.9%	T. Sergi	Developer to submit request for payment upon completion.
2017	4141746107	Red Hill Phase 1 and 2	1,864,493	1,379,547	-	484,946	74.0%	T. Sergi	Developer to submit request for payment upon completion.
2018	4141846100	2018-City Share of Servicing Costs	125,311	-	-	125,311	0.0%	T. Sergi	Funds will be used to provide the City's share of costs under subdivision agreements as they are identified.
2018	4141846101	Flamborough Power Centre North	977,380	977,381	-	(1)	100.0%	T. Sergi	Developer to submit request for payment upon completion.
2018	4141846102	Caterini Subdivision-Phase 1	473,437	634,928	-	(161,491)	134.1%	T. Sergi	Developer to submit request for payment upon completion.
2018	4141846103	198 First Road West-Phase 1	1,315,228	-	-	1,315,228	0.0%	T. Sergi	Developer to submit request for payment upon completion.
2018	4141846104	Orlick Aeropark Ph 1 Watermain	78,645	80,029	-	(1,384)	101.8%	T. Sergi	Developer to submit request for payment upon completion. Need to review expenses to journal to appropriate projects to address the deficit.
2018	4141846110	Summit Park Ph 10	2,293,830	3,208,644	-	(914,814)	139.9%	T. Sergi	Developer to submit request for payment upon completion.
2019	4141946100	2019-City Share of Servicing Costs	1,616,076	908,994	-	707,082	56.2%	T. Sergi	Funds will be used to provide the City's share of costs under subdivision agreements as they are identified.
2019	4141946101	Waterdown Bay Phase 3	353,566	-	-	353,566	0.0%	T. Sergi	Project is currently in construction.
2019	4141946102	Central Park	628,370	510,520	-	117,850	81.2%	T. Sergi	Project is currently in construction.
2019	4141946103	Red Hill Phase 3 & 4	392,940	-	-	392,940	0.0%	T. Sergi	Project is currently in construction.
2019	4141946104	Balsam Estate	9,048	-	-	9,048	0.0%	T. Sergi	Project is currently in construction.
Sub-Total Subdivision Program			28,834,987	16,526,780	-	12,308,206	57.3%		

Water Growth Program

2010	5141080092	Binbrook-Water Tower-Fletcher	480,000	356,774	-	123,226	74.3%	T. Sergi	Portion of main has been constructed (water tower to Binhaven) under Summerlea West Phase 2A. Balance of main (Binhaven to Fletcher) will be constructed by developer when adjacent development proceeds.
2010	5141096011	2010 Intensification Infra Upgrades	400,000	151,395	59,582	189,023	52.7%	T. Sergi	Pilot project completed. Allocation for projects as required.
2011	5141180195	Green Mtn-First W to Upp Centennial	760,000	305,489	-	454,511	40.2%	T. Sergi	Project constructed by developer (Red Hill Phase 1 & 2). Project working in conjunction with project IDs 4031180195 (Green Mt-First to Centennial),(Roads Development), and 5181580596 (Green Mtn-Morrissey-First Rd W),(Storm Sewer).
2011	5141196011	2011 Intensification Infra Upgrades	400,000	3,462	-	396,538	0.9%	T. Sergi	Pilot project completed. Allocation for projects as required.
2013	5141380370	Upper Mount Albion - Highland	480,000	556,083	-	(76,083)	115.9%	T. Sergi	Watermain constructed by developer (Central Park). Developer to submit request for payment. Project working in conjunction with project ID 4031180583-(Upper Mount Albion Urbanization).
2013	5141380377	Arvin - McNeilly to 350m West	100,000	107,523	-	(7,523)	107.5%	T. Sergi	Project (C15-37-18 (HSW)) under construction. Project working in conjunction with project IDs (Roads Development) 4031380377, (Storm Sewer) 5181380377, (Sewage works) (5161580377 Arvin-McNeilly to 350m W.) Funds to be reallocated to this project through the use of Appropriation forms.

City of Hamilton Capital Projects Status Report
 As of December 31, 2019

YEAR APPROVED	PROJECT ID	DESCRIPTION	APPROVED BUDGET (\$)	ACTUAL EXPENDITURES (\$)	PO COMMITMENTS (\$)	AVAILABLE BALANCE (\$) d = a - b - c	% COMPLETE e = (b+c) / a	Project Manager	STATUS EXPLANATION as of December 31, 2019
			a	b	c	d	e		
2014	5141480480	Cormorant Rd WM Extension	500,000	-	-	500,000	0.0%	T. Sergi	Project to be constructed in conjunction with the Valery Business Park subdivision (25T200512). Project working in conjunction with project IDs (Industrial Lands) 3621507501, and 5161480480 (Cormorant Rd Extension), (Sewage Works).
2015	5141580588	RR 56 - Binbrook to Viking	1,190,000	1,184,124	-	5,876	99.5%	T. Sergi	Works substantially complete, costs to be finalized (C15-05-15 (HSW)).
2015	5141595558	Centennial Valve Chamber #3	16,550,000	11,758,985	143,548	4,647,467	71.9%	T. Sergi	VC #3 complete, additional works to be constructed with the Red Hill Ph 3/4 development (under construction).
2016	5141680653	Rymal-Upper Paradise to Garth	1,800,000	1,131,123	-	668,877	62.8%	T. Sergi	Project is complete C15-27-16 (HSW), costs to be finalized.
2016	5141680680	Miles - Ext Terni (E & W leg)	80,000	-	-	80,000	0.0%	T. Sergi	To be constructed when adjacent development proceeds.
2016	5141680682	Dundas - Spring Crk to Skinner	160,000	11,916	-	148,084	7.4%	T. Sergi	To be constructed with adjacent development (Waterdown Bay Phase 2).
2016	5141680683	Twenty - Nebo to 900m West	910,000	333,337	-	576,663	36.6%	T. Sergi	Water main constructed by Developer in conjunction with the Nebo Trail subdivision. Developer to submit request for payment.
2017	5141780785	RHBP-Dartnall - Stone to Rymal	592,500	536,752	3,002	52,745	91.1%	T. Sergi	Works substantially complete C15-18-17 (HSW). Costs to be finalized.
2017	5141796011	2017 Intensification Infra Upgrades	400,000	-	-	400,000	0.0%	T. Sergi	Allocation for projects as required.
2018	5141880886	Pritchard Connect WM 355-601	110,000	-	-	110,000	0.0%	T. Sergi	Project will be initiated in conjunction with 25T-201402.
2018	5141880887	WM St. A. Ext to Pritchard	70,000	-	-	70,000	0.0%	T. Sergi	Project will be initiated in conjunction with 25T-201402.
2019	5141980955	Centennial-Servicing Study	100,000	-	-	100,000	0.0%	T. Sergi	Project to be initiated.
2019	5141996011	2019-Intensification Infra Upgrades	400,000	-	-	400,000	0.0%	T. Sergi	Allocation for projects as required.
Sub-Total Water Growth Program			25,482,500	16,436,962	206,132	8,839,405	65.3%		

Storm Sewer Growth Program

2006	5180680685	SWMP-A15 Meadowlands IV Pond	1,620,000	1,627,892	-	(7,892)	100.5%	T. Sergi	Pond constructed. Developer to submit request for payment (Ancaster Meadows Phase 1).
2006	5180680695	SWMP-H6 Dartnall Wetland Retro	855,000	1,933	-	853,067	0.2%	T. Sergi	Will need to re-assess if retrofit works are required.
2007	5180780774	SWMP - A1 Ancaster IBP	4,110,000	22,083	-	4,087,917	0.5%	T. Sergi	Project under construction -Valery Ancaster Business Park (25T200512).
2007	5180780784	SWMP-B8 Jackson Heights Ph 3	1,303,450	662,814	-	640,636	50.9%	T. Sergi	Pond constructed. Developer to submit request for payment.
2008	5180880855	Cathcart - Barton to 150m S	500,000	192,134	-	307,866	38.4%	T. Sergi	Works complete, developer to submit final costs.
2008	5180880863	SWMP South 2 QA-QC Pond	2,220,000	2,241,194	-	(21,194)	101.0%	T. Sergi	Pond constructed (Waterdown Bay Phase 1). Cost to be finalized. Funds to be reallocated to this project through the use of Appropriation form to cover off any deficits remaining in the project.
2008	5180880864	SWMP W6 North - Parkside Hills	511,090	491,288	-	19,802	96.1%	T. Sergi	Pond constructed, developer to submit request for payment (holdback).
2009	5180955943	Grids 2ndary Plan&Trans MP EA	120,000	25,564	-	94,436	21.3%	T. Sergi	Ongoing - update is in progress and studies as required would be funded from this account.
2009	5180980961	Parkside Drive Storm Sewer	1,500,000	425,949	-	1,074,051	28.4%	T. Sergi	Storm sewers constructed (Parkside Hills Phase 1), developer to submit request for payment (holdback).
2009	5180980980	SWMP Program	2,300,000	2,791,019	-	(491,019)	121.3%	T. Sergi	Allocation for new facilities as development proceeds. Funds to be reallocated to this project through the use of Appropriation form to cover off any deficits remaining in the project.
2009	5180980983	SWMP H8 -N of Rymal At Quarry	1,490,000	1,742,070	-	(252,070)	116.9%	T. Sergi	Pond constructed, funding to be finalized. Funds to be reallocated to this project through the use of Appropriation form to cover off any deficits remaining in the project.
2010	5181055057	Airport Employment - Ph 3&4 EA	500,000	50,880	-	449,120	10.2%	T. Sergi	Implementation Strategy completed. Future Environmental Assessments to be undertaken.
2010	5181080090	2010 Annual Storm Water Mngmnt	2,000,000	1,895,228	-	104,772	94.8%	T. Sergi	Allocation for new facilities as development proceeds.
2010	5181080091	Rymal-SWMP H8 - Trinity Church	1,500,000	1,919,524	-	(419,524)	128.0%	T. Sergi	Pond constructed, costs and funding to be finalized. Funds to be reallocated to this project. Need to review expenses and appropriate funds to address the deficit.
2010	5181080097	SWMP B14 - Orlick Aeropark	510,000	521,469	-	(11,469)	102.2%	T. Sergi	Pond constructed, costs and funding to be finalized. Funds to be reallocated to this project. Need to review expenses and appropriate funds to address the deficit.

City of Hamilton Capital Projects Status Report
As of December 31, 2019

YEAR APPROVED	PROJECT ID	DESCRIPTION	APPROVED BUDGET (\$)	ACTUAL EXPENDITURES (\$)	PO COMMITMENTS (\$)	AVAILABLE BALANCE (\$) d = a - b - c	% COMPLETE e = (b+c) / a	Project Manager	STATUS EXPLANATION as of December 31, 2019
			a	b	c	d	e		
2010	5181080099	SWMP SM14	1,430,000	1,478,531	-	(48,531)	103.4%	T. Sergi	Pond constructed, costs and funding to be finalized. Funds to be reallocated to this project through the use of Appropriation forms to cover off any deficits remaining in the project.
2011	5181155369	Specific Area Stormwater MP	150,000	101,805	-	48,195	67.9%	T. Sergi	\$100k allocated for Hannon Creek Study.
2011	5181159150	Res Drainage Assistance Program	520,000	442,305	20,450	57,245	89.0%	T. Sergi	Ongoing - this account is used to investigate and/or address drainage issues as they are brought forward to staff.
2011	5181180090	2011 Annual Storm Water Mngmnt	8,000,000	7,141,078	-	858,922	89.3%	T. Sergi	Allocation for new facilities as development proceeds.
2011	5181180188	RR 56-Binbrook Rd to Cemetery Dr	2,450,000	1,903,995	-	546,005	77.7%	T. Sergi	Construction substantially complete, costs to be finalized (C15-05-15 (HSW)).
2012	5181280090	2012 Annual Storm Water Mngmnt	4,000,000	4,564,467	-	(564,467)	114.1%	T. Sergi	Allocation for new facilities as development proceeds.
2012	5181280280	SWMP A20 Limestone Manor	570,000	425,593	-	144,407	74.7%	T. Sergi	Pond constructed. Developer to submit request for payment.
2012	5181280293	SWMP - A16 D'Amico Cimino Land	2,100,000	2,415,965	-	(315,965)	115.0%	T. Sergi	Pond constructed, developer to submit request for payment (Ancaster Woodlands). Funds to be reallocated to this project through the use of Appropriation forms.
2012	5181280294	SWMP W19 - Parkside Hills Ph 2	2,210,000	-	-	2,210,000	0.0%	T. Sergi	To be constructed by developer in conjunction with Park Place Phase 2. Anticipate 2020 construction.
2012	5181280297	SCUBE Master Drainage Plan EA	796,248	312,297	-	483,951	39.2%	T. Sergi	Block Plan Servicing Strategy - Block 2 (C3-09-14) complete. Costs to be finalized.
2013	5181355369	Specific Area Stormwater MP	100,000	10,910	-	89,090	10.9%	T. Sergi	Allocation for studies as required.
2013	5181380090	2013 Annual Storm Water Mngmnt	4,000,000	2,422,959	-	1,577,041	60.6%	T. Sergi	Allocation for new facilities as development proceeds.
2013	5181380377	Arvin - McNeilly to 350m West	540,000	325,917	50,451	163,632	69.7%	T. Sergi	Project (C15-37-18 (HSW)) under construction. Project working in conjunction with project IDs (Roads Development) 4031380377, (Sewage) 5161580377, and (Water Works) 5141380377 (Arvin-McNeilly to 350m W).
2013	5181380385	Watercourse 7 - Phase 2	300,000	106,360	-	193,640	35.5%	T. Sergi	Project (C15-37-18 (HSW)) under construction.
2013	5181380390	Highland - Upper Mount Albion	850,000	919,924	-	(69,924)	108.2%	T. Sergi	Construction is in progress. Delivered by developer in conjunction with adjacent development (Central Park). Working in conjunction with project IDs 4031380384 (Highland - Upper Mount Albion), and 5161180184 (Highland-Winterberry-Mt Albion).
2014	5181480090	2014 Annual Storm Water Mngmnt	4,000,000	3,851,185	-	148,815	96.3%	T. Sergi	Allocation for new facilities as development proceeds.
2014	5181480461	Parkside Urbanization - Ph1	930,000	909,865	-	20,135	97.8%	T. Sergi	Project (C15-41-17 (PED)) is complete, costs to be finalized.
2014	5181480485	SWMP - H-9 Mewburn-Sheldon	3,140,000	2,165,142	1,037,580	(62,723)	102.0%	T. Sergi	Pond substantially complete (C15-19-17 (P)). Final asphalt to be placed on maintenance access road. Funds to be reallocated to this project through the use of Appropriation forms.
2014	5181480486	SWMP - St Elizabeth Ponds	360,000	10,000	-	350,000	2.8%	T. Sergi	Pond assessment final report completed. In discussion with landowner to finalize easement (land ownership changed).
2015	5181580090	2015 Annual Storm Water Mngmnt	4,000,000	5,063,317	-	(1,063,317)	126.6%	T. Sergi	Costs to be reviewed. Need to review expenses and appropriate funds to address the deficit.
2015	5181580585	Sheldon (H-9) & Mewburn (H-24)	720,000	-	-	720,000	0.0%	T. Sergi	Detailed engineering design complete and coordinating with Developer on timing. Project working in conjunction with project ID 5181580586 (SWMF H-24 Mewburn Pond).
2015	5181580586	SWMF H-24 (Mewburn Pond)	2,130,000	387,892	10,135	1,731,973	18.7%	T. Sergi	Additional funds approved by Council December 11. PO to be set up in Q1-2020. Project working in conjunction with other same project ID 5181580585 (Sheldon (H-9) & Mewburn (H-24)).
2015	5181580594	First Rd W - Green Mtn to Mud	1,100,000	-	-	1,100,000	0.0%	T. Sergi	Project being constructed by developer in conjunction with the Red Hill Phase 3 & 4 development. Project working in conjunction with Roads Development project ID 4031580594 (First Rd W-Green Mtn to Mud).
2015	5181580596	Green Mtn-Morrissey-First Rd W	490,000	31,614	-	458,386	6.5%	T. Sergi	Project being constructed by developer in conjunction with Red Hill Phase 1 & 2. Project working in conjunction with project IDs 4031180195 (Green Mt-First to Centennial) (Roads Development), 5141180195 (Green Mtn-First W to Up Cent) (Water Works), and 5181580596 (Green Mtn-Morrissey-First Rd W) (Storm Sewer).
2016	5181680680	Big Creek	200,000	-	-	200,000	0.0%	T. Sergi	Require landowner permission to enter to conduct study.

City of Hamilton Capital Projects Status Report
As of December 31, 2019

YEAR APPROVED	PROJECT ID	DESCRIPTION	APPROVED BUDGET (\$)	ACTUAL EXPENDITURES (\$)	PO COMMITMENTS (\$)	AVAILABLE BALANCE (\$) d = a - b - c	% COMPLETE e = (b+c) / a	Project Manager	STATUS EXPLANATION as of December 31, 2019
			a	b	c	d	e		
2017	5181780090	2017 Annual Storm Water Mngmnt	4,000,000	3,751,370	-	248,630	93.8%	T. Sergi	Allocation for new facilities as development proceeds.
2017	5181780785	RHBP-Dartnall-Stone to Rymal	1,045,000	1,070,155	4,041	(29,196)	102.8%	T. Sergi	Project completed, costs to be finalized (C15-18-17 (HSW)). Need to review expenses and appropriate funds to address the deficit.
2018	5161880184	Up Mt Albion-Highland to Rymal	800,000	500,000	-	300,000	62.5%	T. Sergi	Project is under construction (Central Park). Working in conjunction with project IDs 4031180583 (Upper Mount Albion Urbanization), and 5141380370 (Upper Mount Albion - Highland-410m Southerly).
2018	5181880090	2018 Annual Storm Water Mngmnt	4,000,000	805,606	-	3,194,394	20.1%	T. Sergi	Allocation for new facilities as development proceeds.
2018	5181880281	Greystones Channel Rehab	200,000	-	-	200,000	0.0%	T. Sergi	Project has not been initiated. Will require permission from private landowners.
2018	5181880870	Lewis Rd Culvert near Barton	660,000	105,841	-	554,159	16.0%	T. Sergi	Construction commenced in 2019. Works in conjunction with the development at 1119 Barton Street (Venetian Meats).
2018	5181880871	Borer's Creek Channel	1,160,000	-	-	1,160,000	0.0%	T. Sergi	2019 construction by developer (Parkside Hills Phase development (25T-201003)).
2018	5181880872	Flanders Drive Flooding	270,000	-	-	270,000	0.0%	T. Sergi	Improvements constructed. Payment subject to finalization of 2014 DC appeal.
2018	5181880887	Street A Extension to Pritchard SS	350,000	-	-	350,000	0.0%	T. Sergi	Project will be initiated in conjunction with 25T-201402.
2019	5161980955	Centennial-Servicing Study	100,000	-	-	100,000	0.0%	T. Sergi	Project to be initiated.
2019	5161996011	Intensification Infra Upgrades	400,000	-	103,860	296,140	26.0%	T. Sergi	Allocation towards intensification projects when identified.
2019	5181980090	2019 Annual Storm Water Mngmnt	4,000,000	-	-	4,000,000	0.0%	T. Sergi	Allocation for new facilities as development proceeds.
2019	5181980960	RR56 & Swayze Road	3,320,000	3,172,986	-	147,014	95.6%	T. Sergi	Works constructed by Developer (Summit Park Phase 10). Developer to submit request for payment.
2019	5181980980	SWMP-SM18 Central Park	3,630,000	3,440,480	-	189,520	94.8%	T. Sergi	Works constructed by developer (Central Park). Developer to submit request for payment.
2019	5181980981	SWMP-W1 Waterdown Bay Ph2	3,400,000	2,026,220	-	1,373,780	59.6%	T. Sergi	Works constructed by developer (Waterdown Bay Phase 2). Developer to submit request for payment.
2019	5181980983	SWMP-W3 Waterdown Bay Ph2	4,000,000	1,606,150	-	2,393,850	40.2%	T. Sergi	Works constructed by developer (Waterdown Bay Phase 2). Developer to submit request for payment.
2019	5181980984	SWMP-W4 Waterdown Bay Ph2	7,600,000	-	-	7,600,000	0.0%	T. Sergi	2019 construction by developer (Waterdown Bay Phase 2).
2019	5181980985	SWMP-W5 Waterdown Bay Ph2	3,860,000	-	-	3,860,000	0.0%	T. Sergi	2019 construction by developer (Waterdown Bay Phase 2).
Sub-Total Storm Sewer Growth Program			108,920,788	66,080,971	1,226,518	41,613,299	61.8%		

Sewage Works Program

2010	5161096011	2010 Intensification Infra Upgrades	400,000	1,111,783	-	(711,783)	277.9%	T. Sergi	Charges incorrectly applied (Waterdown Bay); to be adjusted. Need to review expenses and appropriate funds to address the deficit.
2011	5161180184	Highland-Winterberry-Mt Albion	610,000	1,036,359	-	(426,359)	169.9%	T. Sergi	Project delivered by developer (Central Park). Project working in conjunction with project IDs 4031380384 (Highland - Upper Mount Albion), and 5181380390 (Winterberry - Mt. Albion).
2011	5161180187	Garner Rd W-Raymond to Hwy 6	2,400,000	730,676	-	1,669,324	30.4%	T. Sergi	To be constructed by developer as development proceeds. Portion from Raymond to approximately 380m westerly has been constructed.
2011	5161180188	RR56-Binbrook Rd to Viking Dr	890,000	811,711	-	78,289	91.2%	T. Sergi	Construction substantially complete, costs to be finalized (C15-05-15 (HSW)).
2011	5161196011	2011 Intensification Infrs Upgrade	400,000	335,310	61,807	2,883	99.3%	T. Sergi	Pilot project for downtown completed. Allocation for projects as required.
2012	5161280290	Nash Area WW Sewer Outlet	4,530,000	3,766,241	-	763,759	83.1%	T. Sergi	Partially constructed, developer to submit request for payment (Victory and Red Hill).
2012	5161280292	SS Rd Sewer - Flying J-Pilot	2,840,000	1,691,201	-	1,148,799	59.5%	T. Sergi	Works substantially complete. Developer to submit request for payment.
2014	5161480480	Cormorant San Sewer Extension	620,000	8,744	-	611,256	1.4%	T. Sergi	Project is currently under construction (Valery Business Park subdivision - 25T200512). Project working in conjunction with project IDs (Industrial Land) 3621507501 (Cormorant Road Extension) and (Water Works) 5141480480 (Cormorant Rd Extension).
2015	5161580377	Arvin - McNeilly to 350m west	80,000	90,608	-	(10,608)	113.3%	T. Sergi	Project (C15-37-18 (HSW)) is under construction. Project working in conjunction with project IDs (Roads Development) 4031380377, (Storm Sewers) 5181380377, and 5141380377 (Arvin-McNeilly to 350m W) (Water Works). Need to review expenses and appropriate funds to address the deficit.

City of Hamilton Capital Projects Status Report
As of December 31, 2019

YEAR APPROVED	PROJECT ID	DESCRIPTION	APPROVED BUDGET (\$)	ACTUAL EXPENDITURES (\$)	PO COMMITMENTS (\$)	AVAILABLE BALANCE (\$) d = a - b - c	% COMPLETE e = (b+c) / a	Project Manager	STATUS EXPLANATION as of December 31, 2019
			a	b	c	d	e		
2017	5161796011	2017 Intensification Infrass Upgrade	400,000	-	-	400,000	0.0%	T. Sergi	Allocation for projects as development proceeds.
Sub-Total Sewage Works Program			13,170,000	9,582,633	61,807	3,525,560	73.2%		

Roads - Development Program

2006	4030680680	Springbrook Ave Urbanization	1,511,510	508,483	-	1,003,027	33.6%	T. Sergi	Portion of Springbrook Avenue has been secured under a development application (Springbrook Meadows Phase 2, 25T200510) and project is under construction.
2007	4030780741	Binbrook Rd Roundabout	450,000	691,648	-	(241,648)	153.7%	T. Sergi	Roundabout constructed, account to be closed pending final accounting. Request for journal to move expenses to related projects to cover the deficit.
2007	4030780746	Binbrook Community Core Improv	1,046,570	106,485	-	940,085	10.2%	T. Sergi	Working in conjunction with project ID 4031280289 (RR 56-Binbrook Rd to Cemetery).
2008	4030880855	Dartnall - Rymal to Dickenson	6,507,820	2,819,620	-	3,688,200	43.3%	T. Sergi	Phase 1 (Rymal to Twenty) constructed C15-40-13 (SW). Need to acquire lands for Phase 2 (Twenty to Dickenson).
2009	4030980978	Growth Related Studies	200,000	87,039	98,444	14,517	92.7%	T. Sergi	PO Commitment for RFP C3-10-17 (Twenty Road and URHVP Extensions) and study completion in 2020.
2009	4030980986	TrinityChurchCorridor-53&Stone C	16,786,000	15,005,035	228,903	1,552,062	90.8%	T. Sergi	Construction substantially completed and road opened to traffic (C15-34-15 (HS)). Project costs to be finalized.
2010	4031055057	Airport Employment-PH 3&4 EA	700,000	51,882	-	648,118	7.4%	T. Sergi	Implementation strategy complete. Environmental Assessments to be undertaken.
2010	4031080095	Mid Arterial-Mtn Brow-Dundas	3,880,850	10,876	-	3,869,974	0.3%	T. Sergi	Portion of road (Burke Street) constructed under Waterdown Bay Phase 1. Balance of road is currently in construction (Waterdown Bay Phase 2)
2011	4031180180	Highland- Mt Albion-Pritchard	2,140,000	1,756,414	293,758	89,828	95.8%	T. Sergi	Section from Upper Mount Albion to URHVP is currently under construction by developer (Central Park). Portion from URHVP to Pritchard was tendered (C15-38-18 (PED)) and construction is complete.
2011	4031180195	Green Mt-First to Centennial	1,770,000	1,420,961	-	349,039	80.3%	T. Sergi	Road urbanized by developer (Red Hill Phase 1 & 2). Surface asphalt still to be placed. Project working in conjunction with project IDs 5141180195 (Green Mtn-First W to Up Cent) (Water Works), and 5181580596 (Green Mtn-Morrissey-First Rd W) (Storm Sewer).
2011	4031180583	Upper Mount Albion Urbanization	134,000	34,623	-	99,377	25.8%	T. Sergi	Road is currently under construction (by developer - Central Park). Project working in conjunction with project ID 5141380370 (Upper Mount Albion-Highland).
2012	4031280288	Mountain Brow Rd-Waterdown	5,110,000	345,345	53,020	4,711,636	7.8%	T. Sergi	Road urbanization will be completed in conjunction with the Waterdown Bay Phase 2 development. Land acquisitions still be finalized. Anticipate construction to commence in 2020.
2012	4031280289	RR 56-Binbrook Rd to Cemetery	3,200,000	3,655,015	45,500	(500,515)	115.6%	T. Sergi	Project is complete. Request for journal to move expenses. Project working in conjunction with project ID 4030780746 (Binbrook Community Core Improve).
2012	4031280292	Fifty Rd at SSR Intersection Upgrade	1,090,000	-	-	1,090,000	0.0%	T. Sergi	Intersection improvements to facilitate development.
2012	4031280294	Hwy 5 & 6 Interchg EA & Improv	10,770,000	13,556	-	10,756,444	0.1%	T. Sergi	MTO project which the City has entered into a cost sharing agreement. MTO has acquired land on a willing seller basis. No timing identified for construction.
2013	4031380360	Waterdown-Burlington Rd Upgrade	14,730,000	9,878,838	-	4,851,162	67.1%	T. Sergi	Road will be designed and constructed by City of Burlington and cost shared as per the Financial Agreement. Project currently in detailed design phase. To be funded through DC's.
2013	4031380377	Arvin - McNeilly to 350m West	690,000	487,453	109,021	93,526	86.4%	T. Sergi	Project (C15-37-18 (HSW)) is currently under construction. Project working in conjunction with project IDs (Storm Sewer) 5181380377, (Sewage Works) 5161580377, and (Water Works) 5141380377 (Arvin-McNeilly to 350m W).
2013	4031380383	RR 56 - Southbrook to Binbrook	2,600,000	2,630,711	-	(30,711)	101.2%	T. Sergi	Project is complete. Request for journal to move expenses. Project working in conjunction with project ID 4030780746 (Binbrook Community Core Improve).

City of Hamilton Capital Projects Status Report
As of December 31, 2019

YEAR APPROVED	PROJECT ID	DESCRIPTION	APPROVED BUDGET (\$)	ACTUAL EXPENDITURES (\$)	PO COMMITMENTS (\$)	AVAILABLE BALANCE (\$) d = a - b - c	% COMPLETE e = (b+c) / a	Project Manager	STATUS EXPLANATION as of December 31, 2019
			a	b	c	d	e		
2013	4031380384	Highland - Upper Mount Albion	1,110,000	492,844	10,625	606,531	45.4%	T. Sergi	Road urbanized by developer (Central Park). Road completed to binder, surface still to be placed at a later time. Project working in conjunction with project IDs 5181380390 (Highland-Upper Mount Albion), and 5161180184 (Highland-Winterberry-Mt Albion).
2013	4031380386	Parkside Drive Urbanization	6,850,000	6,836,315	12,878	807	100.0%	T. Sergi	Project Contract (C15-41-17 (PED)) is complete, final payment to be issued.
2013	4031380387	Roundabout@Isaac Brock & First	672,400	690,587	3,085	(21,272)	103.2%	T. Sergi	Lands acquired at 194 First Road West for the connection of Lormont Boulevard with First Road West, pursuant to the Heritage Green Secondary Plan (West Mountain Area). House has been demolished. Road will be constructed by Developer. Anticipate 2020 Construction. Need to review expenses and appropriate funds to address the deficit.
2013	4031380389	North-South Rd EA (connection)	130,000	-	-	130,000	0.0%	T. Sergi	Environmental Assessment to commence pending timing on the closure of Parkside Drive @ Hwy 6 (no timing specified by MTO).
2013	4031380391	North Service Road Green Road	200,000	96,352	-	103,648	48.2%	T. Sergi	To be constructed by developer in conjunction with Green Millen Shores subdivision. Project working in conjunction with project ID 4031380392 (North Service Road Millen Road).
2013	4031380392	North Service Road Millen Road	200,000	93,797	-	106,203	46.9%	T. Sergi	To be constructed by developer in conjunction with Green Millen Shores subdivision. Project working in conjunction with project ID 4031380391 (North Service Road Green Road).
2014	4031480481	Barton Street Improvements	440,000	278,371	5,720	155,909	64.6%	T. Sergi	Project is underway, C3-01-16 - Class Environmental Assessment (Phase 3 & 4). Project working in conjunction with project ID 4031580587 (Fifty Road EA).
2014	4031480485	Glover Road Cul-de-Sac	665,000	555,860	89,340	19,800	97.0%	T. Sergi	Project (Contract C15-39-18 (PED)) is complete. Land acquisition from MLF to be finalized.
2015	4031580584	Nebo - Rymal to Twenty Rd E	370,000	28,396	-	341,604	7.7%	T. Sergi	Detailed engineering design in progress. Project scheduled for 2021.
2015	4031580585	Twenty Rd Extension Sched C EA	320,000	215,524	42,166	62,310	80.5%	T. Sergi	Project C3-10-17 awarded AECOM and study is underway.
2015	4031580587	Fifty Road Environmental Assessment	220,000	76,302	85,298	58,400	73.5%	T. Sergi	Project - C3-01-16 - Class Environmental Assessment (Phase 3 & 4) is in progress. Project working in conjunction with project ID 4031480481 (Barton Street Improvements).
2015	4031580588	Gorden Dean Avenue	100,000	-	-	100,000	0.0%	T. Sergi	Environmental Assessment to be undertaken in conjunction with BPSS for Block 1. BPSS is currently underway. Project working in conjunction with project ID 4031980988 (Fruitland Rd Bypass Barton to Hwy 8).
2015	4031580594	First Rd W - Green Mtn to Mud	5,810,000	13,906	427,065	5,369,029	7.6%	T. Sergi	Project is under construction (Red Hill Phases 3 & 4). Project working in conjunction with sewer project ID 5181580594 (First Rd W-Green Mtn to Mud).
2016	4031680582	2016 Development Rd Urbanization	500,000	387,083	-	112,917	77.4%	T. Sergi	Monies are allocated to specific road projects as development proceeds. \$380K for C15-41-17 (PED) currently under construction.
2016	4031680681	Garner Rd-Hwy2 Wilson-Fiddlers	1,870,000	-	-	1,870,000	0.0%	T. Sergi	Road to be coordinated with Public Works water main project ID 5141396351 (Garner Water main Trunk W09).
2016	4031680684	Up Mt Albion-Stone Ch to Rymal	2,750,000	2,605,657	3,500	140,843	94.9%	T. Sergi	Project is substantially complete to binder asphalt (Central Park). Restoration and surface asphalt to be completed. Project working in conjunction with project ID 5161680684 (Up Mnt Albion-Stone - Highland).
2016	4031680685	RHBP-Dartnall-Stone to Rymal	5,711,000	5,077,460	67,700	565,840	90.1%	T. Sergi	Project is complete. Final project costs to be finalized.
2017	4031780582	2017 Development Rd Urbanization	500,000	202,898	-	297,102	40.6%	T. Sergi	Monies are allocated to specific road projects as development proceeds.
2017	4031780781	Hwy 8 Improvements Class EA	720,000	305,867	272,540	141,593	80.3%	T. Sergi	Contract C3-03-18 awarded and project is in progress.
2017	4031780789	RR 56 - Rymal to ROPA 9	605,000	125,429	20,429	459,142	24.1%	T. Sergi	Project is out for tender C15-50-19 (HSW). 2020 Construction to start.
2017	4031780790	Baseline - Access Road	500,000	-	-	500,000	0.0%	T. Sergi	Road will be constructed in conjunction with the development of 1288 Baseline Road. Works to commence in 2020.
2018	4031880582	2018 Development Rd Urbanization	500,000	-	-	500,000	0.0%	T. Sergi	Monies are allocated to specific road projects as development proceeds.
2018	4031880852	Southridge Court Cul-De-Sac	90,000	-	-	90,000	0.0%	T. Sergi	Project will be delivered by Developer in conjunction with development.

City of Hamilton Capital Projects Status Report
As of December 31, 2019

YEAR APPROVED	PROJECT ID	DESCRIPTION	APPROVED BUDGET (\$)	ACTUAL EXPENDITURES (\$)	PO COMMITMENTS (\$)	AVAILABLE BALANCE (\$) d = a - b - c	% COMPLETE e = (b+c) / a	Project Manager	STATUS EXPLANATION as of December 31, 2019
			a	b	c	d	e		
2018	4031880883	Dickenson Road Class EA	690,000	178,273	307,190	204,538	70.4%	T. Sergi	Contract C3-06-18 awarded and project is in progress.
2018	4031880887	Street A Extension to Pritchard	320,000	1,272	-	318,728	0.4%	T. Sergi	Project will be initiated in conjunction with 25T-201402 (Multi-Area Employment Lands).
2019	4031980783	(AEGD)Glancaster Rd Class EA Garner-Dickenson	690,000	10,000	-	680,000	1.4%	T. Sergi	Request for Proposal (C3-01-20) to retain Consulting Engineering to conduct Class Environmental Assessment. Award assignment in Q1-2020.
2019	4031980951	Springbrook Ave Phase 2, Regan to Garner	1,500,000	128,537	-	1,371,463	8.6%	T. Sergi	Project will be delivered by Developer in conjunction with development.
2019	4031980985	Miller Drive Urbanization-Anson to Garden	570,000	-	-	570,000	0.0%	T. Sergi	Project will be initiated in conjunction with 25T-201606 (20 Miller Drive).
2019	4031980988	Fruitland Rd By-pass-Barton to Hwy8	5,280,000	-	-	5,280,000	0.0%	T. Sergi	Environmental Assessment is underway to finalize alignment. Working in conjunction with Project ID 4031580588 (Gorden Dean Ave.).
Sub-Total Roads Development Program			113,200,150	57,904,713	2,176,182	53,119,255	53.1%		

Planning Division

Planning

1999	8109955004	SC Highway 8 Urban Design	27,000	368	-	26,632	1.4%	A. Fabac	These funds will be used to develop low rise design guidelines and staff are finalizing the guidelines project definition and table of contents for the guidelines with the consultants. The scope has slightly been modified to ensure a climate change is applied which has modified the scope of work.
2006	8100655600	SCUBE Secondary Plan	66,880	52,474	-	14,406	78.5%	A. Mahood	Site specific appeals remain.
2007	8140755700	Aggregate Resource Study	500,000	241,553	16,324	242,123	51.6%	J. Hickey-Evans	Background work is underway for aggregate work for Elfrida. At the present time, the Elfrida Secondary Plan is on hold. In addition, staff are working with Hamilton Water Services to undertake hydro geological mapping to identify vulnerable areas in the rural. The project is expected to be completed by 2020. Project works with 8121355605 (Elfrida Expansion studies). OP conformity review is underway based on the 2014 PPS and revisions to the Greenbelt Plan and growth Plans. The project works in conjunction with Project ID 8151655600 (Zoning By-law), and 8141555101 (Residential Intensification Strategy).
2008	8140855800	Official Plan LPAT/OMB Appeal	1,605,650	1,195,902	-	409,748	74.5%	J. Hickey-Evans	There are a few active OMB appeals for the Urban Hamilton Official Plan. In October 2018, an OMB hearing was held to hear a technical matter related to these appeals. The Decision was received in January 2020. Staff is reviewing the decision and implications.
2009	8120955900	Community Planning Studies	876,190	626,326	9,582	240,282	72.6%	A. Mahood	One remaining appeal to Downtown Secondary Plan remains.
2009	8120955903	Longwood Rd-Main to Aberdeen	120,000	25,817	-	94,183	21.5%	A. Fabac	As a result of the LRT announcement to cancel the LRT, the LRT operations, maintenance and storage facility discussions have been put on hold.
2010	8141055100	Nodes & Corridors Plans	450,000	116,269	139,210	194,521	56.8%	A. Mahood	Focus group meeting and Waterdown Node Secondary Plan PIC held October 2019. Urban Design workshop held November 2019. Background work on Dundas Node study continues.
2010	8141055101	Residential Intensify Strategy	157,000	40,765	16,635	99,601	36.6%	J. Hickey-Evans	Consultant reviews of draft strategy are underway. Steering Committee discussions on draft actions to commence in Q1-2020. Additional youth engagement being planned for Q1-2020 execution. The project works in conjunction with Project ID 8151655600 (Zoning By-law), and 8141555600 (Growth Management).

City of Hamilton Capital Projects Status Report
As of December 31, 2019

YEAR APPROVED	PROJECT ID	DESCRIPTION	APPROVED BUDGET (\$)	ACTUAL EXPENDITURES (\$)	PO COMMITMENTS (\$)	AVAILABLE BALANCE (\$) d = a - b - c	% COMPLETE e = (b+c) / a	Project Manager	STATUS EXPLANATION as of December 31, 2019
			a	b	c	d	e		
2011	8141155103	Zoning By-law OMB Appeals	325,000	90,967	-	234,033	28.0%	J. Hickey-Evans	The City received approximately 20 appeals to the OPA and Zoning By-law for new Commercial and Mixed Use zones. Staff are working to resolve the appeals in 2020. This project works in conjunction with Project ID 8151655600 (Zoning By-law).
2011	8141155104	Bayfront Strategy	495,000	450,374	97,353	(52,727)	110.7%	A. Mahood	Consultant reviews of draft strategy are underway. Steering Committee discussions on draft actions to commence in Q1-2020. Additional youth engagement being planned for Q1-2020 execution.
2012	8121255620	Part IV Designate of Property	688,500	290,116	77,881	320,503	53.4%	A. Fabac	Three designations are scheduled for Hamilton Municipal Heritage Committee in Q1-2020.
2012	8201255700	Ottawa St Streetscape Improvement	100,000	94,861	1,260	3,879	96.1%	A. Fabac	The final document is expected in Q1-2020. Consultation with the BIA, Ward Councillor and Committee will occur in Q3-2020.
2013	8121355605	Elfrida Expansion-Studies	1,577,500	723,815	656,353	197,332	87.5%	A. Mahood	This project has been on hold pending: 1. the completion of the City's Growth Strategy/Municipal Comprehensive Review (including the land budget analysis) 2. the outcome of the Local Planning Appeals Tribunal Motion on the status of the Elfrida area. This decision was received by the City in late January 2020. As a result, staff will be resubmitting work on this project in the next few months.
2014	8121455500	St Clair-Heritage Plan Review	100,000	-	-	100,000	0.0%	A. Fabac	Consultation will occur on the final draft document with Hamilton Municipal Heritage Committee in Q1-2020 and the public in Q2-2020.
2015	8141555600	Hamilton Growth Management Review	2,155,000	704,348	318,581	1,132,071	47.5%	J. Hickey-Evans	Work is underway on the Land Needs Assessment and other background work and data analysis. The Province is in the process of revising the LNA methodology which has impact on the timing of the Growth Strategy. A second round of public consultation was held in November/December. The project works in conjunction with Project ID 8140855800 (OP-OMB appeals).
2016	8101655600	2016 Comp Zoning By-Law	1,548,600	1,326,371	18,544	203,685	86.8%	J. Hickey-Evans	Residential zoning, including individual studies or discussion papers will be prepared during 2019/2020. The Residential Care Facility paper was presented to Planning Committee in April and the public consultation was undertaken in August/September. Two discussion papers – Second Dwelling Units and Parking for Residential Areas - will be presented to Planning Committee in by Q2-2020. Project working in conjunction with 8141555101 (Residential Intensification Strategy).
2016	8121655601	Barton Tiffany Design Study	150,000	-	-	150,000	0.0%	A. Mahood	OP and zoning amendments to implement the Design Study will be initiated once Setting Sail Secondary Plan is approved in the UHOP by LPAT. Planning instruments to implement the Pier 8 settlement must be approved prior to bringing Setting Sail into UHOP via LPAT.
2016	8121655602	DC Study and Grids Update	605,000	54,405	5,195	545,401	9.9%	A. Mahood	Modeling of intensification estimates are occurring through a variety of projects. This account will be used along with other accounts for additional consultation and specialized modeling to support both GRIDS and DC Update.
2016	8121655604	Implement Food & Farming Plan	70,100	30,000	-	40,100	42.8%	J. Hickey-Evans	Food and Farming projects include work on the Provincial Plan Review Implementation – and agricultural land base. The purpose of this fund is to allow Hamilton to partner with the 6 other municipalities which are part of the Golden Horseshoe Food and Farming Alliance on region wide food and farming related studies. The 2021 Action Plan is under review and additional funding for this project may be required.

**City of Hamilton Capital Projects Status Report
As of December 31, 2019**

YEAR APPROVED	PROJECT ID	DESCRIPTION	APPROVED BUDGET (\$)	ACTUAL EXPENDITURES (\$)	PO COMMITMENTS (\$)	AVAILABLE BALANCE (\$) d = a - b - c	% COMPLETE e = (b+c) / a	Project Manager	STATUS EXPLANATION as of December 31, 2019
			a	b	c	d	e		
2016	8121655606	Site Plan Guidelines Update	200,000	-	-	200,000	0.0%	A. Fabac	Staff are finalizing the project definition and table of contents for the guidelines with the consultants. The scope has slightly been modified to ensure a climate change lens is applied which has modified the scope of work.
2016	8141655600	2016 CityWide Employment Survey	423,790	261,634	-	162,156	61.7%	J. Hickey-Evans	The 2019 Employment Survey has been completed. Data is available on the City's website about comparison between 2018 and 2019. The results are used for various municipal and planning exercises (land budget, OP monitoring).
2017	8121755700	Woodland Protection Strategy	325,000	129,031	24,047	171,922	47.1%	A. Fabac	The consultants are working on updates to the draft final report and the draft final report will be released to Planning Committee in Q1-2020 and the public in Q2-2020.
2017	8121755703	James N Mobility Study Implementation	250,000	-	-	250,000	0.0%	A. Mahood	Implementation of the Mobility Hub Study will commence once UHOP version of Setting Sail is in effect. Further urban design and planning analysis of Pier 7/8 being undertaken to implement LPAT settlement.
2017	8121755705	Urban & Rural Hamilton Plans 5 Yr Review	331,000	8,026	-	322,974	2.4%	J. Hickey-Evans	Official Plans updates are informed by the Municipal Comprehensive Review background work (i.e. residential intensification targets, urban structure). A second round of public consultation occurred in November/December 2019 for the MCR. The project works in conjunction with 8141555600 (Hamilton Growth Management Review) and with 8141555101 (Residential Intensification Strategy).
2017	8121755706	Planning & Zoning Growth Area	1,050,000	181,007	-	868,993	17.2%	J. Hickey-Evans	Planning for the station areas along the LRT is on hold. The project works in conjunction with 8141555600 (Growth Management).
2019	8121955900	Community Planning Plan-CEP	180,000	14,557	181,190	(15,747)	108.7%	A. Mahood	Background work, context review and engagement plan have been developed by Consultants. First engagement activity planned for Q1-2020.
2019	8121957900	3D Model Development	120,000	9,021	4,104	106,875	10.9%	A. Mahood	3D Model of Downtown created and 3D printed. Display cabinet purchased. Creation of City-wide 3D model is substantially complete. Model is being used in review of development applications and Waterdown Node Secondary Planning Study.
2019	8121957901	Digital Planning Applications	385,000	-	-	385,000	0.0%	A. Fabac	Senior Project Manager position was filled in December 2019. Background research has begun and there have been meetings with IT representatives on the work plan.
Total Planning			14,882,210	6,668,007	1,566,258	6,647,945	55.3%		

Transportation Planning & Parking Services Division

Parking Operations Program

2015	4901551100	Communications & Security System	70,300	-	-	70,300	0.0%	C. McKean	To engage city Facilities in Q1-2020 to assist in review of security needs of parking operations and by-law enforcement area, as well as both parking garages. Report to be submitted to HMPS by Q2-2020 with costs. Security enhancements to begin in Q4-2020.
2016	4901641600	Elevator Review-York Parkade	50,000	28,436	-	21,564	56.9%	C. McKean	Consultant is on board to vet elevator modernization project throughout the course of work until completion. Consultant are certified engineers who can verify work is being completed to code.
2016	4901657600	HMPS Software Upgrade	200,000	97,796	32,810	69,394	65.3%	A. McIveen	Several live system modules to integrate with end user technologies currently being designed and implemented. Project to be completed by Q4-2020.
2017	4901751700	Parking Payment Equipment	867,000	451,622	43,070	372,308	57.1%	A. McIveen	69 machines have been purchased to date (68 installed and 1 test machine). Currently assessing on-street locations for machines to replace single space parking meters past their lifecycle. Our contract with vendor is for a 6 year period.

City of Hamilton Capital Projects Status Report
 As of December 31, 2019

YEAR APPROVED	PROJECT ID	DESCRIPTION	APPROVED BUDGET (\$)	ACTUAL EXPENDITURES (\$)	PO COMMITMENTS (\$)	AVAILABLE BALANCE (\$) d = a - b - c	% COMPLETE e = (b+c) / a	Project Manager	STATUS EXPLANATION as of December 31, 2019
			a	b	c	d	e		
2017	4901755700	Parking By-Law Review	100,000	79,014	6,200	14,786	85.2%	A. McIlveen	Consultant has completed possible options for by-law extraction from GIS mapping tool. Consultant has been paid for final invoice. Currently reviewing options on how to move forward with tool.
2018	4901841801	Elevator Replacement-York Parkade	400,000	38,018	5,000	356,982	10.8%	C. McKean	Tender to be issued in Q1-2020 and has closed. Work to commence in Q3-2020 after parts are ordered in Q2-2020.
2019	4501941900	Parking Control Squad Room	30,000	-	-	30,000	0.0%	J. Buffet	Concerns over Health and Safety regarding air quality testing, which may have an impact on required work to the area. Project to move forward but possible scope change following testing results.
2019	4901945900	Waterproof Convention Parking	50,000	-	-	50,000	0.0%	C. McKean	Currently reviewing previous assessment completed in 2015 for validity. Discussing with consultant an upgrade to the 2015 study. Updated study, if required, to be completed by Q3-2020.
2019	4901951900	Electric Charging Stations	55,000	13,705	-	41,295	24.9%	A. McIlveen	4 EV charging stations currently being implemented in Ward 5. Chargers to be installed by Q2-2020.
2019	4901955900	Parking Master Plan Consultant	200,000	72,397	125,794	1,809	99.1%	A. McIlveen	Consultant has completed data collection and undergone first public meeting of the study. They are currently completing first preliminary report and working on financial model of study.
2019	4901957900	Online Parking Module	100,000	-	-	100,000	0.0%	A. McIlveen	RFP is currently being written and in discussions with Procurement and IT. IT has indicated that it would like IT corporate language to be inserted into the document before putting on the market for bidding. RFP to be issued Q2-2020.
2019	4901957901	Pay-on-Foot System Replacement	550,000	-	32,749	517,251	6.0%	A. McIlveen	RFP is currently being written and in discussions with Procurement and IT. IT has indicated that it would like IT corporate language to be inserted into the document before putting on the market for bidding. RFP to be issued Q2-2020.
Total Parking Operations			2,672,300	780,987	245,623	1,645,690	38.4%		

Licensing & By-Law Services

2019	4501955900	Digital Signage Strategy	90,000	-	-	90,000	0.0%	R. Ustrzycki	Project has restarted. Preparing for RFP for tenders in Q1-2020.
2019	4501957900	Handheld Ticketing Device-System Integration	345,014	117,180	229,847	(2,013)	100.6%	D. Ortiz	The project completed soft launch of the Officer system on December 11, 2019 within the LBS division. The full go-live launch is scheduled for January 2, 2020. The vendor is scheduled to continue developing the online payment module and the identified additional mobile app functionality. Phase 2 of the project for consolidation of Parking and LBS systems into one system is scheduled to be completed within Q2-2020.

Total Licensing & By-Law Services

435,014	117,180	229,847	87,987	79.8%
----------------	----------------	----------------	---------------	--------------

Transportation Planning

2014	4041417125	Cannon By-Directional Cycle Track	867,200	860,730	11,273	(4,803)	100.6%	D. Bender	Resurfacing completed in 2019. Remaining funds required to complete outstanding pavement marking elements in 2020 that were not completed before winter.
2014	4241409108	Ward 1 Bike Lanes-Longwood Rd N	50,000	8,594	-	41,406	17.2%	D. Bender	Funds to be used to hire a consultant for cycle track design in 2020.
2014	4241409113	Ward 1 Bike Racks	25,000	19,233	-	5,767	76.9%	P. Topalovic	Due to the Locke street reconstruction, not all of the racks were deployed in 2019 and some will be installed by Spring 2020 for a final close out in Summer 2020.
2015	4041503519	Bike Racks - Parking	142,824	73,400	-	69,424	51.4%	P. Topalovic	This project ID covers ongoing work every quarter to do the following: - Bike rack locates and site visits - Bike rack installations - Bike rack refurbishment and tracking
2016	4031655641	Cordon Count Project	119,200	96,682	-	22,518	81.1%	M. Philip	Works completed, remaining funds should be transferred to 4662015820 for 2020 screen-line study with PED-TP

City of Hamilton Capital Projects Status Report
As of December 31, 2019

YEAR APPROVED	PROJECT ID	DESCRIPTION	APPROVED BUDGET (\$)	ACTUAL EXPENDITURES (\$)	PO COMMITMENTS (\$)	AVAILABLE BALANCE (\$) d = a - b - c	% COMPLETE e = (b+c) / a	Project Manager	STATUS EXPLANATION as of December 31, 2019
			a	b	c	d	e		
2016	4031655926	(TMP)Transportation Master Plan Performance Measurement	263,095	20,365	37,000	205,730	21.8%	S. Molloy	Purchase order created and Commercial Vehicle Survey data collection in conjunction with MTO has started.
2016	4041655601	Everyone Rides Initiative Pilot Project	524,945	523,613	-	1,332	99.7%	P. Topalovic	This project is closed and the final report and documentation is being submitted to FCM and revised to ensure that our final funding is awarded. Project to remain open to receive final funding.
2017	4031718126	Centennial Bridge over QEW-Path	320,000	-	-	320,000	0.0%	M. Philip	A consultant to be hired in Q2-2020 to design missing segments of this facility, to connect to the Stoney Creek GO station. These funds to be used for installation in 2021 as well.
2017	4031755820	Transportation Demand Management & Smart Commute	1,085,500	669,407	133,863	282,229	74.0%	P. Topalovic	The LRT Construction Mitigation was finalized on Dec. 16 and the information provided through the project is applicable to other projects beyond the LRT project that can be used for further major construction projects in the City. A stakeholder meeting and workshop was also held. The annual award and recognition ceremony was also held and the Smart Commute employer of the year was awarded. The annual report preparation began and the 2020 strategic plan was started.
2017	4031755940	2017-Transportation Tomorrow Survey	205,740	6,463	12,926	186,351	9.4%	M. Philip	Project is combined with same like project 4031955940 (2019 Transportation Tomorrow Survey). The funds will be utilized for the 2021 Transportation Tomorrow Survey (TTS). MTO will retain a consultant in 2020 to undertake the 2021 TTS.
2017	4661717124	2017 On Street Bike Facilities	438,000	295,480	11,108	131,413	70.0%	D. Bender	Installation of these projects are proceeding in 2020 - including completion of the Britannia and Melvin bicycle lanes, and the initiation of the other projects: Cannon @ Barnesdale & Dalgleish/ Terryberry.
2017	4661720924	2017 Truck Route Master Plan	200,000	24,804	209,135	(33,939)	117.0%	O. Shams	Additional data were provided to consultant to fill data gaps. Preparing material for the consultation phase and developing the reports for the stage 1.2 and 1.3 of the project. Study design and the consultation/engagement strategy plan completed. Study design and public consultation plans were presented before the Truck Route sub-committee in November and additional amendments regarding stakeholder meeting composition was proposed. Due to additional opportunities for civic engagement, as proposed by Truck Route Sub-committee, there will be deficits in this project. Deficit to be offset from Red-light camera reserve as per Report PED19073, Council approval April 10, 2019.
2018	4031855744	TMP Modelling & Monitoring	80,000	-	-	80,000	0.0%	O. Shams	Roster assignment has been initiated. The project works in conjunction with project 4031955744 (2018 TMP Modelling & Monitoring).
2018	4031855815	(SMATS) South Mtn Arterial Study	150,000	-	-	150,000	0.0%	S. Molloy	Project on Hold - Project charter is in development and terms of reference to be developed in Q1-2020.
2018	4661817124	2018 On Street Bike Facilities	4,335,000	568,112	604,096	3,162,792	27.0%	D. Bender	Installation of these projects are proceeding in 2020. Projects must be completed within the year to ensure MTO funding (already received).
2018	4661817125	2018 On Street Bike Facilities/Construction	450,000	422,771	34,511	(7,282)	101.6%	D. Bender	Staff are closing outstanding POs. Project to remain open for 1 to 2 years to address any short-term deficiencies. Funds to remain in project.
2019	4031955744	TMP Modelling & Monitoring	80,000	-	-	80,000	0.0%	O. Shams	Roster assignment has been initiated. The project works in conjunction with project 4031855744 (2018 TMP Modelling & Monitoring).
2019	4031955878	Bike Share Expansion Planning	100,000	-	-	100,000	0.0%	P. Topalovic	An operational change to bike share operations has delayed this project. It is now intended to roster this project in April 2020.
2019	4031955916	Complete Livable Streets Manual	250,000	-	-	250,000	0.0%	P. Topalovic	The terms of reference for this project is being completed and consultation will begin in March 2020.

City of Hamilton Capital Projects Status Report
As of December 31, 2019

YEAR APPROVED	PROJECT ID	DESCRIPTION	APPROVED BUDGET (\$)	ACTUAL EXPENDITURES (\$)	PO COMMITMENTS (\$)	AVAILABLE BALANCE (\$) d = a - b - c	% COMPLETE e = (b+c) / a	Project Manager	STATUS EXPLANATION as of December 31, 2019
			a	b	c	d	e		
2019	4031955940	2019-Transportation Tomorrow Survey	40,000	-	-	40,000	0.0%	M. Philip	This project is a collaborative project by the MTO and Regional Municipalities. We oversee and provide input into the work undertaken by a consultant hired by MTO. Discussions are underway for the 2021 Transportation Tomorrow Survey (TTS). Additional budget will be requested as required. MTO will initiate the project in 2020. The City will pay its share of cost. Project working in conjunction with same like project 4031755940 (2017 TTS).
2019	4031955985	Highway 403 Connections Study	30,000	-	-	30,000	0.0%	S. Molloy	Project on hold - pending outcome of LINC/RHVP Feasibility Study.
2019	4031955986	MMLOS Policy & Trans Impact Study Guidelines Update	130,000	-	-	130,000	0.0%	S. Lucas	Terms of reference 75% completed. Project on-hold due to staffing availability.
2019	4031955987	Road Classification Harmonization Study & R-O-W Review	80,000	-	-	80,000	0.0%	S. Lucas	Terms of reference 75% completed. Project on-hold due to staffing availability.
2019	4241909103	Ward 1 - Multi-Modal Connections Review	125,000	-	-	125,000	0.0%	P. Topalovic/ D. Bender	A meeting with the Councillor was held and a project charter is being developed for the procurement of a consultant.
Total Transportation Planning			10,091,504	3,589,653	1,053,913	5,447,938	46.0%		

Tourism & Culture Division

Cultural Operations Program

2012	4241209103	Public Art - Ward 1	300,000	45,663	210,000	44,337	85.2%	K. Coit	Fabrication 20% complete. Agreement is with Legal department. Q3-2020 installation expected.
2012	7101258706	Dundurn Castle Exteriors	254,293	226,861	14,170	13,263	94.8%	C. Samko	Still waiting for completed report and Ministry sign-off from one archaeological project. Once PO is closed, any remaining funds from PO contingency will be used to offset the deficiency in project ID #7201541702 (Dundurn Castle Outbuildings).
2013	4241309204	Public Art -Cent Mem Rec Centre - mural	17,500	-	-	17,500	0.0%	K. Coit	Consultation planned for Q1-2020.
2014	7201455700	Battlefield Interpretive Study	100,000	74,913	23,134	1,953	98.0%	C. Samko	Drawings and specifications are completed. Project entering Site Plan approval pre-consultation. Next steps are determining archaeological requirements. Archaeology will begin Q2-2020 with building permits and construction phase to follow, pending report results.
2015	7101558502	Public Art - Battlefield-Interpretive Panel	16,000	50	-	15,950	0.3%	K. Coit	Working with artist to finalize design for a Q2-2020 installation.
2015	7101558506	Public Art - Dundas Driving Park Phase 2	145,000	88,777	45	56,177	61.3%	K. Coit	Pending approval of new images by artist and weather. Installation planned for Q2-2020.
2015	7101558507	Public Art Master Plan Review	18,000	9,259	-	8,741	51.4%	K. Coit	Public Consultation complete. Draft policy under development.
2015	7101558508	Public Art - King William Art Walk	190,000	3,784	-	186,216	2.0%	K. Coit	Call for Artists issued. Award anticipated in Q1-2020.
2015	7101558509	Public Art - West Hamilton Rail Trail	25,000	-	-	25,000	0.0%	K. Coit	Consultation with the neighborhoods association continues.
2015	7201541702	Dundurn Castle Outbuildings	508,431	535,110	40,177	(66,856)	113.1%	C. Samko	Waiting for reports from one archaeological project. Once PO is closed, project ID will be closed. Deficiency will be covered by funds from project ID #7101258706 Dundurn Castle Exteriors and project ID #7201658602 Dundurn Stoplight Installation.
2015	7201555502	Culture Strategic Priorities	548,220	201,306	4,750	342,164	37.6%	P. Tombs	Anticipated completion for Tourism Hamilton website work is Q4-2020. Animation report scheduled to go to Council in February 2020.
2016	7201641602	St Mark's Rehab-Canada 150	1,810,620	1,694,298	4,450	111,871	93.8%	C. Samko	This project and funding supports two other St. Mark's projects (7201741703 and 7201841803) and will begin once site plan approval and building permit is cleared. Estimated to happen in Q2-2020.
2016	7201641603	Fieldcote New Addition Final Design	130,000	36,511	99,685	(6,196)	104.8%	C. Samko	Drawings were delayed due to Community Consultation. Design has resumed and estimated to be completed by Q4-2020.

City of Hamilton Capital Projects Status Report
As of December 31, 2019


YEAR APPROVED	PROJECT ID	DESCRIPTION	APPROVED BUDGET (\$)	ACTUAL EXPENDITURES (\$)	PO COMMITMENTS (\$)	AVAILABLE BALANCE (\$) d = a - b - c	% COMPLETE e = (b+c) / a	Project Manager	STATUS EXPLANATION as of December 31, 2019
			a	b	c	d	e		
2016	7201658600	Collections Registration Preservations	321,500	231,197	-	90,303	71.9%	F. Hicks	Still an ongoing project. Building upgrades continued in 2019 to establish office spaces, equipment upgrades and reorganization of artifact storage/conservation lab. Backlog cataloguing continued by collections assistants and students.
2016	7201658602	Dundurn Stoplight Installation	1,083,029	767,939	25,118	289,971	73.2%	C. Samko	An HVAC review study is completed. Next steps are to undertake design of a new system. Any remaining funds will be used to support interior work at Dundurn and to offset the deficiency in Project ID 7201541702 (Dundurn Castle Outbuildings).
2016	7201659600	Heritage Inventory & Priorities	432,970	320,533	33,376	79,061	81.7%	S. Mrva	Report writing phase of project has begun in Q4-2019. Anticipated project completion is Q1-2020.
2017	7101741702	Auchmar Rehab Garden Wall-Can150	881,900	880,113	2,318	(530)	100.1%	C. Samko	Dovecote roof has been completed. A rental feasibility for Auchmar Estate to support a council report is completed. Project anticipated to be closed by end of Q1-2020.
2017	7101741707	Battlefield Barn Restoration	634,600	47,092	8,948	578,561	8.8%	C. Samko	Drawings and specifications are completed. Project entering site plan approval pre-consultation. Next steps are determining archaeological requirements. Archaeology will begin Q2-2020 with building permits and construction phase to follow, pending report results. Project working in conjunction with project ID 7201544700 (Battlefield Interpretive Study).
2017	7201741703	St Mark's Restoration Phase 2	260,000	126,503	70,622	62,875	75.8%	C. Samko	Funds in this project being used to support St. Mark's Church Restoration Phase 2 including permit fees, site plan approval reports, easement cost and Committee of Adjustment expenses. Currently awaiting final site plan approval, tender will be issued promptly thereafter. Any funds remaining will be transferred to project ID 7201841803 (St. Mark's Church Interior Restoration) to support the pending construction phase.
2017	7201758701	Electric Box Heritage Program	34,000	14,417	-	19,583	42.4%	J. Summers	Electric Box wrap installation and billing completed in Q4-2019. A Phase 2 is being considered with the remaining funds.
2017	7201758703	Gage House Upper Rooms	182,300	118,788	23,374	40,138	78.0%	C. Samko	Conservation of the remaining rooms of the second floor underway. Estimated to be complete by the end of Q2-2020. Delay due to prioritizing porch and cladding repair project. Project working in conjunction with project ID 7201541506 (Gage House Exterior).
2017	7201758704	Griffin House Condition Remediation	107,800	73,282	17,445	17,073	84.2%	C. Samko	Remaining funds will go towards hiring an architectural consultant to undertake foundation restoration including archaeology, waterproofing and drainage, new porch steps and accessible entrances.
2017	7201758705	Steam Museum Landscape	90,000	54,620	39,177	(3,797)	104.2%	C. Samko	Deficiency in this project will be covered by funds that are recovered once POs are closed out and project to be closed. Project working with same like project 7201958904 (Steam Museum Landscape Restoration).
2018	7101851321	Public Art-Century St. Parquet	150,000	-	-	150,000	0.0%	K. Coit	Initial consultation in Q1-2020 pending involvement of High School representatives on hold due to teachers strike.
2018	7101858812	Public Art - Downtown	936,350	177,990	8,073	750,287	19.9%	K. Coit	Utility Box Wrap project completed. Focus group for new street furniture, Stinson mural and James and Wilson projects in initial planning stages.
2018	7101858813	Public Art - Waterdown Memorial Art Project	75,000	2,749	-	72,251	3.7%	K. Coit	Artist selection and award expected for Q1-2020.
2018	7201841802	Steam Museum Keefer Steps	95,000	39,320	49,401	6,280	93.4%	C. Samko	Masonry work is estimated to be completed at the end of Q1-2020.

City of Hamilton Capital Projects Status Report
 As of December 31, 2019

YEAR APPROVED	PROJECT ID	DESCRIPTION	APPROVED BUDGET (\$)	ACTUAL EXPENDITURES (\$)	PO COMMITMENTS (\$)	AVAILABLE BALANCE (\$) d = a - b - c	% COMPLETE e = (b+c) / a	Project Manager	STATUS EXPLANATION as of December 31, 2019
			a	b	c	d	e		
2018	7201841803	St. Mark's Interior Restoration	1,740,000	-	-	1,740,000	0.0%	C. Samko	Procurement stage is delayed due to requirements from Site Plan Approval process. Further requests were been made by Planning in December and have been fulfilled. Once the Site Plan approval and building permit is cleared, procurement will begin. Estimated start for construction is Q2-2020.
2018	7201841804	Children's Museum Expansion-Exhibits	740,800	83,125	6,417	651,258	12.1%	C. Samko	Design work has begun, estimated to be completed by Q2-2021. Project working with project ID 7201555501 (Children's Museum Feasibility Study).
2018	7201841805	Dundurn Small Dining Room Conservation	108,400	91,800	3,700	12,900	88.1%	C. Samko	Plaster work is completed. Remaining funds will be used to continue finish and painting work in Q1-2020.
2018	7201841807	2018 Whitehern Hall Conservation	121,950	18,600	-	103,350	15.3%	C. Samko	Library conservation project completed in Q4-2019. Remaining funds will fund interior conservation work into 2020. Library book collection conservation underway to be completed by Q3-2020.
2018	7201858801	Hamilton Music Strategy	49,150	33,924	5,863	9,363	80.9%	P. Tombs	Live music venue study completed. Music Business Plan in development with anticipated completion by the end of Q4-2020.
2018	7201858802	Art and Monuments	110,000	62,432	2,006	45,562	58.6%	C. Samko	Work plan has been developed and procurement of service has begun. Work to continue until end of Q4-2020.
2019	7101958900	Mount Hope Gateway	282,000	1,384	4,518	276,099	2.1%	K. Coit	Project construction drawings at 90% completion. Agreement is with Legal department. Tender expected to be complete by Q1-2020.
2019	7201941902	Battlefield Park Bridge Replacement	500,000	37,751	7,992	454,257	9.1%	C. Samko	Initial cost estimates for design and implementation of bridge replacement are not within the allowed budget. A second opinion is being consulted.
2019	7201941903	Gage House Porch & Exterior Cladding	514,300	-	-	514,300	0.0%	C. Samko	Project was delayed due to changes in Carpenter's Union status. Tender expected to be issued by Q2-2020 and construction to commence in Q3-2020.
2019	7201941905	Coachhouse Interior Improvements	92,000	14,570	75,533	1,896	97.9%	C. Samko	Contract awarded and construction begins in Q1-2020 with construction estimated to be completed by Q3-2020.
2019	7201958904	Steam Museum Landscape Restoration	158,500	6,000	-	152,500	3.8%	C. Samko	Steam Museum landscape drawings are completed. Adjacent construction at 900 Woodward is creating complications regarding access to the museum landscape. Implementation of the plans to be delayed until waterworks construction is completed.
Sub-Total Cultural Operations Program			13,764,613	6,120,660	780,291	6,863,662	50.1%		
TOTAL PLANNING & ECONOMIC DEVELOPMENT			439,339,355	260,728,138	13,939,407	164,671,810	62.5%		



CITY OF HAMILTON
PLANNING AND ECONOMIC DEVELOPMENT DEPARTMENT
 Economic Development Division

TO:	Mayors and Members General Issues Committee
COMMITTEE DATE:	June 15, 2020
SUBJECT/REPORT NO:	Environmental Remediation and Site Enhancement (ERASE) Redevelopment Grant Application, 575 Woodward Avenue, ERG-19-03 (PED20113) (Ward 4)
WARD(S) AFFECTED:	Ward 4
PREPARED BY:	Phillip Caldwell (905) 546-2424 Ext. 2359
SUBMITTED BY:	Norm Schleeahn Director, Economic Development Planning and Economic Development Department
SIGNATURE:	

RECOMMENDATION

- (a) That Environmental Remediation and Site Enhancement (ERASE) Redevelopment Grant Application ERG-19-03, submitted by Losani Homes (1998) Ltd., owner of the property at 575 Woodward Avenue, for an ERASE Redevelopment Grant not to exceed \$386,975, the actual cost of the remediation over a maximum of two years, be authorized and approved in accordance with the terms and conditions of the ERASE Redevelopment Agreement;
- (b) That the Mayor and City Clerk be authorized and directed to execute the Environmental Remediation and Site Enhancement (ERASE) Redevelopment Agreement together with any ancillary documentation required, to effect Recommendation (a) of Report PED20113, in a form satisfactory to the City Solicitor;
- (c) That the General Manager of the Planning and Economic Development Department be authorized to approve and execute any grant amending agreements, together with any ancillary amending documentation, if required,

OUR Vision: To be the best place to raise a child and age successfully.

OUR Mission: To provide high quality cost conscious public services that contribute to a healthy, safe and prosperous community, in a sustainable manner.

OUR Culture: Collective Ownership, Steadfast Integrity, Courageous Change, Sensational Service, Engaged Empowered Employees.

**SUBJECT: Environmental Remediation and Site Enhancement (ERASE)
Redevelopment Grant Application, 575 Woodward Avenue, ERG-19-
03 (PED20093) (Ward 4) - Page 2 of 7**

provided that the terms and conditions of the Environmental Remediation and Site Enhancement (ERASE) Redevelopment Grant, as approved by City Council, are maintained.

EXECUTIVE SUMMARY

An Environmental Remediation and Site Enhancement (ERASE) Redevelopment Grant Application was submitted on June 11, 2019 by Losani Homes (1998) Ltd., the owner of the property located at 575 Woodward Avenue (“the site”).

The site is approximately 1.72 ha (4.3 ac) in size and located in a primarily residential and industrial area of east Hamilton. The site is located fronting on the west side of Woodward Avenue and bounded by Woodward Park to the north, single detached dwellings to the east, an industrial use and single detached dwellings to the south and various industrial uses to the west. The closest signalized intersection is approximately 70 m north of the site at Woodward Avenue and Brampton Street. The site contained a vacant, single storey institutional building which was the former location of Woodward Avenue Elementary School which was closed in 2015 and the building subsequently demolished in 2020.

A Phase One and Phase Two Environmental Site Assessment undertaken to investigate the sites soil and groundwater conditions did not identify any required remediation. However, a Designated Substances and Hazardous Materials Assessment, completed in 2018, confirmed the presence of multiple designated substances and hazardous materials in varying concentrations within the vacant former school building which would be required to be abated and removed in accordance with Ontario Regulation 278/05 as part of the building’s demolition. These substances and materials included asbestos, lead, mercury, silica, mould contamination and polychlorinated biphenyls (PCBs).

The grant application is for \$386,975 in eligible costs associated with the abatement and removal of designated substances and hazardous materials, building demolition and on-site infrastructure removal and upgrade. The proposed redevelopment of the site, for which conditional Site Plan approval has been granted, is for 120 residential townhouses.

Project construction costs are estimated at approximately \$15,408,000. It is estimated that the proposed redevelopment will increase the property assessment from the pre-development value of \$1,800,000 (CT - Commercial) to approximately \$34,554,000 (RT - Residential). This will increase total annual property taxes generated by this site from \$56,362 to \$422,205, an increase of approximately \$365,843. The municipal portion of this increase is \$328,764 of which 80%, representing the maximum potential annual

**SUBJECT: Environmental Remediation and Site Enhancement (ERASE)
Redevelopment Grant Application, 575 Woodward Avenue, ERG-19-03 (PED20093) (Ward 4) - Page 3 of 7**

grant, would be approximately \$263,011. Based on the estimated eligible costs provided by the applicant, the maximum grant will not exceed \$386,975 over a period of two annual payments.

The sites existing conditions as well as renderings of the planned development are provided below.



Existing Conditions – 575 Woodward Avenue, Hamilton (Source: maps.google.ca)



Planned Redevelopment – 575 Woodward Avenue, Hamilton (Source: Losani Homes)

Alternatives for Consideration – See Page 7

FINANCIAL – STAFFING – LEGAL IMPLICATIONS

Financial: As per the ERASE Redevelopment Grant (ERG) Program, the City will provide the applicant with a grant equivalent to 80% of the increase in municipal taxes up to the total eligible cost figure of \$386,975. Based on an estimated maximum potential annual grant amount of \$263,011, the annual grant payments will conclude in year two with an estimated total grant of \$386,975. The City will realize the full tax increment after year two.

**SUBJECT: Environmental Remediation and Site Enhancement (ERASE)
Redevelopment Grant Application, 575 Woodward Avenue, ERG-19-
03 (PED20093) (Ward 4) - Page 4 of 7**

The City will retain the remaining 20% of the annual municipal tax increment estimated at \$65,753. These monies, to a maximum of 20% of the total grant to be provided to the applicant, estimated to total \$77,395 over two years, will be deposited into the Brownfield Pilot Project Account No. 3620155102 to be used by the City for its Municipal Acquisition and Partnership Program. This Program, as approved in the ERASE Community Improvement Plan (CIP), involves the City acquiring key Brownfield sites, remediating and redeveloping property it already owns, or participating in public/private partnerships to redevelop brownfield properties.

Staffing: Applications and grant payments under the ERG program are processed by existing staff in the Economic Development and Taxation Divisions. There are no additional staffing requirements.

Legal: The ERG Program is authorized by the ERASE CIP which was adopted and approved in 2001 and subsequently comprehensively updated in 2005, 2010 and 2018 under Section 28 of the *Planning Act*. The ERASE Redevelopment Agreement will specify the obligations of the City and the applicant and will be prepared in a form satisfactory to the City Solicitor.

HISTORICAL BACKGROUND

575 Woodward Avenue (“the site”) is an approximately 1.72 ha (4.3 ac) property located in a primarily residential and industrial area of east Hamilton. The site is located fronting on the west side of Woodward Avenue and bounded by Woodward Park to the north, single detached dwellings to the east, an industrial use and single detached dwellings to the south and various industrial uses to the west. The closest signalized intersection is approximately 70 m north of the site at Woodward Avenue and Brampton Street. The site contained a vacant, single storey institutional building which was the former location of Woodward Avenue Elementary School which was closed in 2015 and the building subsequently demolished in 2020.

As part of the investigation of the environmental condition of the site, the applicant undertook a Phase One Environmental Site Assessment (ESA) and Phase Two ESA to investigate the site’s soil and groundwater conditions as well as a Designated Substances Survey to determine the presence of potential substances of concern within the existing building prior to demolition.

The result of the Phase One ESA, undertaken in 2016, identified two on-site and two off-site Areas of Potential Environmental Concern (APEC). These potential environmental concerns included:

**SUBJECT: Environmental Remediation and Site Enhancement (ERASE)
Redevelopment Grant Application, 575 Woodward Avenue, ERG-19-03 (PED20093) (Ward 4) - Page 5 of 7**

- Historical on-site storage and handling of gasoline and associated products including the potential presence of an Underground Storage Tank (UST);
- Evidence of space which may have been utilized for on-site coal storage;
- The presence of an active, off-site UST for gasoline storage; and
- The presence of a nearby chemical manufacturing business.

As a result, a subsequent Phase Two ESA, completed in 2019, was prepared and informed by the drilling of 11 boreholes on the site, four of which were completed as groundwater monitoring wells. The results confirmed that the site's soil and groundwater conditions met the Ministry of Environment, Conservation and Parks ("the Ministry") Table 7 Site Condition Standards (SCS) for residential/parkland/institutional land uses in accordance with Ontario Regulation 153/04. As a result, no remediation of the sites soil/groundwater was needed.

The Designated Substances and Hazardous Materials Assessment, completed in 2018, was prepared following visual assessments of the vacant school building and the collection and analysis of suspect materials present within the building which could present a concern as part of the planned demolition of the building. The assessment confirmed the presence of multiple designated substances and hazardous materials in varying concentrations within the building including asbestos, lead, mercury, silica, mould contamination and polychlorinated biphenyls (PCBs).

The abatement and removal of the identified designated substances and hazardous materials as part of the building's demolition is required in accordance with Ontario Regulation 278/05.

POLICY IMPLICATIONS AND LEGISLATED REQUIREMENTS

Urban Hamilton Official Plan

The site is designated as "Neighbourhoods" on Schedule "E" – Urban Structure and on Schedule "E-1" – Urban Land Use Designations of the Urban Hamilton Official Plan. This designation is intended to accommodate a full range of residential dwelling types and densities to which the proposed development complies.

Former City of Hamilton Zoning By-law No. 6593

The subject property is zoned "RT-20/S-1784" Townhouse – Maisonette District, Modified, in accordance with a settlement between the City of Hamilton and the property

**SUBJECT: Environmental Remediation and Site Enhancement (ERASE)
Redevelopment Grant Application, 575 Woodward Avenue, ERG-19-
03 (PED20093) (Ward 4) - Page 6 of 7**

owner to permit the proposed use. The settlement was the subject of a decision of the Local Planning Appeal Tribunal issued on February 19, 2020 (Case No: PL171388).

Site Plan Control Application

The site is subject to Site Plan Control. At the time of writing of this Report, the proposed development has received conditional Site Plan approval.

RELEVANT CONSULTATION

Staff from the Taxation Division, Corporate Services Department and Legal Services Division, Corporate Services Department, were consulted and the advice received is incorporated into this Report.

ANALYSIS AND RATIONALE FOR RECOMMENDATION

Potential estimated costs, as submitted by the applicant, which may be eligible under the ERG Program based on the site's location within Area 2 – Older Industrial Area of the ERASE Community Improvement Project Area (CIPA) include the following:

- \$244,235 for building demolition including the abatement and removal of designated substances/hazardous materials;
- \$10,123 for costs associated with the undertaking of a Phase Two ESA for which an ERASE Study Grant has not been provided; and,
- \$132,617 reflecting 25% of eligible on-site removal, replacement and/or upgrades to watermains and sanitary and stormwater sewer capacity required to facilitate the development.

In total, estimated eligible costs are \$386,975. Invoicing and associated documentation for said costs will be the subject of an audit by staff to ensure eligibility and compliance with the parameters of the ERG program.

The following is an overview of pre and post development property assessments and associated taxes which have informed the estimated potential grant and the grant payment period contained in this report:

Grant Level:		80%
Total Estimated Eligible Costs (Maximum):	\$	386,975
Pre-project CVA: (CT - Commercial)	\$	1,800,000 Year: 2019

**SUBJECT: Environmental Remediation and Site Enhancement (ERASE)
Redevelopment Grant Application, 575 Woodward Avenue, ERG-19-
03 (PED20093) (Ward 4) - Page 7 of 7**

Municipal Levy:	\$	37,809
Education Levy:	\$	<u>18,552</u>
Pre-project Property Taxes	\$	56,361
*Estimated Post-project CVA: (RT – Residential)	\$	34,554,000
Total Estimated Grant (Maximum):	\$	386,975
**Estimated Municipal Levy:	\$	366,573
**Estimated Education Levy:	\$	<u>55,632</u>
**Estimated Post-project Property Taxes:	\$	422,205

Note: All dollar figures are rounded to the nearest dollar.

**The actual roll number(s), assessed value(s), tax classification(s) and value partitioning (where applicable) are to be determined by the Municipal Property Assessment Corporation (MPAC).*

***2019 tax rates have been used for calculation of the estimated post-development property taxes.*

ALTERNATIVES FOR CONSIDERATION

The grant application meets the eligibility criteria and requirements of the program. In the event the project is not considered for the program, the application should be referred back to staff for further information on possible financial or legal implications.

ALIGNMENT TO THE 2016 – 2025 STRATEGIC PLAN

Economic Prosperity and Growth

Hamilton has a prosperous and diverse local economy where people have opportunities to grow and develop.

Healthy and Safe Communities

Hamilton is a safe and supportive City where people are active, healthy, and have a high quality of life.

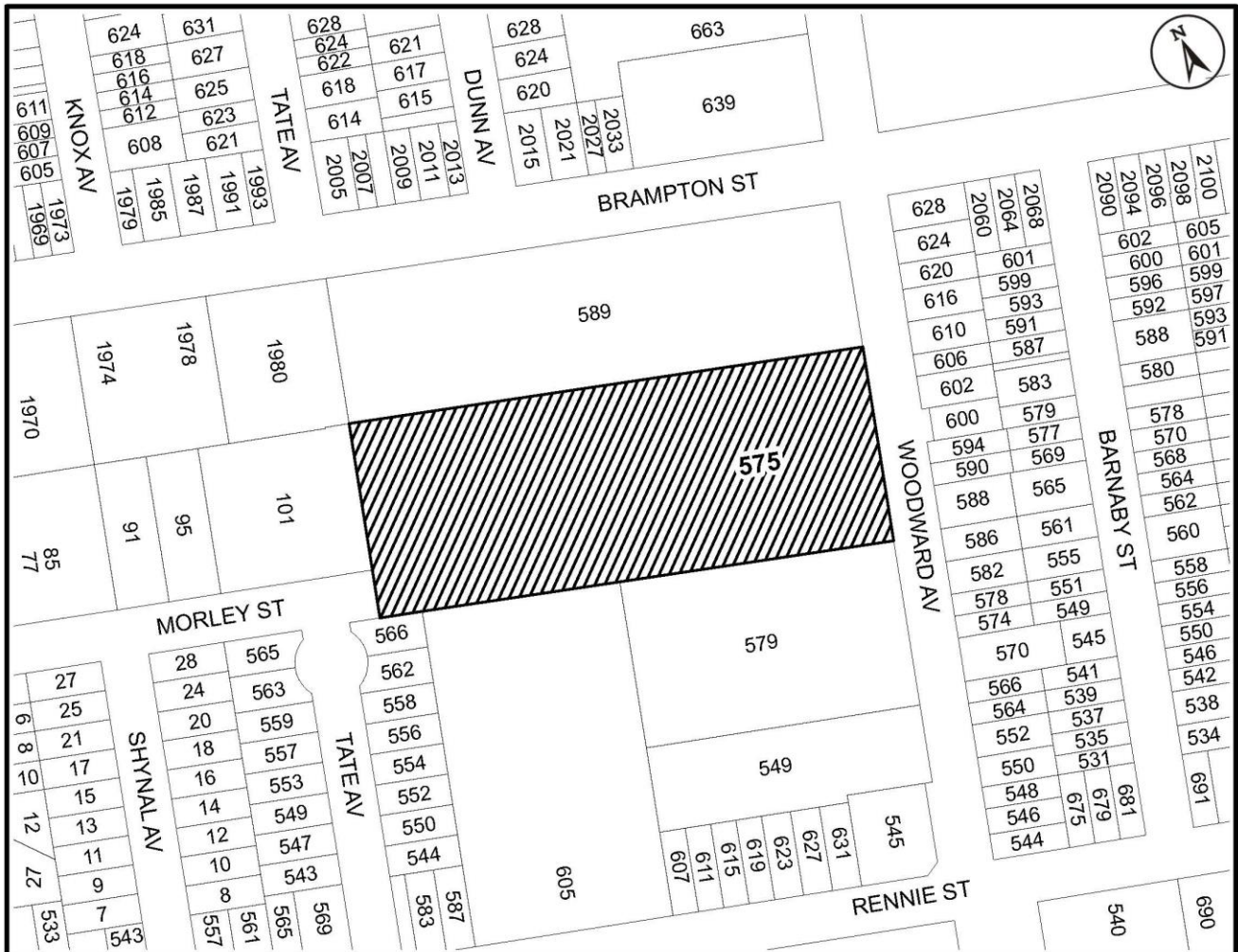
Our People and Performance

Hamiltonians have a high level of trust and confidence in their City government.

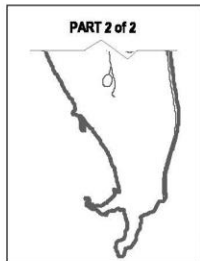
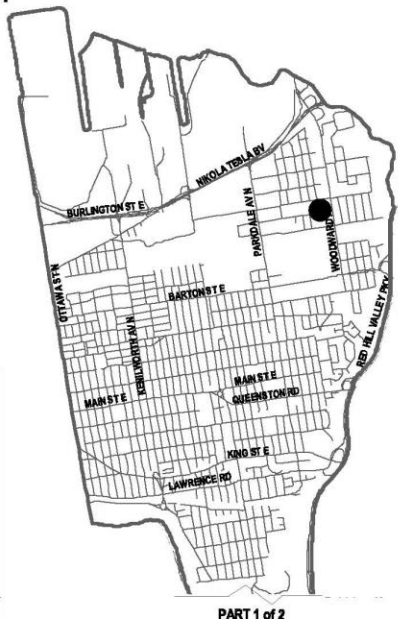
APPENDICES AND SCHEDULES ATTACHED

Appendix “A” – Location Map

PC:dt



● Site Location



Key Map - Ward 4

Location Map



Hamilton

PLANNING AND ECONOMIC DEVELOPMENT DEPARTMENT

File Name/Number:
ERG 19-03

Date:
April 9, 2020

Appendix "A"

Scale:
N.T.S

Planner/Technician:
PC/AL

Subject Property

575 Woodward Avenue

CITY OF HAMILTON MOTION

General Issues Committee: June 3, 2020

MOVED BY COUNCILLOR J. FARR.....

SECONDED BY COUNCILLOR

Hamilton Farmers’ Market Governance Model

WHEREAS, the Hamilton Farmers’ Market Corporation and its Board of Directors was established in January of 2015;

WHEREAS, there has been a significant increase in competition to the Market with the opening of a major grocery retail store in the vicinity;

WHEREAS, competitors are generally open significantly longer hours, more days of the week, and have ample convenient, free parking;

WHEREAS, online grocery shopping has added an additional form of competition aided by the large-scale marketing efforts of major retailers;

WHEREAS, despite best efforts by the Board and staff, the volume of traffic and shoppers in the Market has declined and many vendors report that their sales have fallen steadily;

WHEREAS, while the City subsidy for the Market has been reduced during this period, due largely to the generous sponsorship of Meridian Credit Union, and that sponsorship agreement expires in approximately 2 ½ years;

WHEREAS, after the first 5 years of the current governance model, many of the vendor businesses are not trending in a positive direction; therefore, a governance model review has recently been initiated by staff to research comparator market models with board or advisory board structures;

WHEREAS, the Hamilton Farmers’ Market is the only retail business operated by the City of Hamilton;

WHEREAS, the City has realized strong positive financial and community benefits as a result of outsourcing the operations of other non-core assets such as the airport, the

convention centre, the arena, and the concert hall, to operators whose core business is to run these types of facilities;

WHEREAS, the continuing revitalization of the city and the growth of both commercial and residential properties may lend itself to a qualified third-party operator being interested in operating the Market on behalf of the City;

WHEREAS, the Market vendors might benefit from a third-party operator that would bring proven consumer marketing capabilities, which in turn should bring more shoppers to the Market, and has demonstrated experience in facilities management, customer service, and operations; and,

WHEREAS, the City may see a sustainable levy reduction, and the broader community may experience an enhanced shopping experience;

THEREFORE, BE IT RESOLVED:

- (a) That staff be directed to issue a Request for Proposals in April 2020, and a report back to the General Issues Committee no later than the end of June 2020 with those results; and,
- (b) That staff be directed to utilize the governance model review research that is currently under way, to inform the Request for Proposal scope.