



City of Hamilton

AUDIT, FINANCE AND ADMINISTRATION COMMITTEE REVISED

Meeting #: 22-010

Date: May 19, 2022

Time: 9:30 a.m.

Location: Due to the COVID-19 and the Closure of City Hall (CC)

All electronic meetings can be viewed at:

City's Website:

<https://www.hamilton.ca/council-committee/council-committee-meetings/meetings-and-agendas>

City's YouTube Channel:

<https://www.youtube.com/user/InsideCityofHamilton> or Cable 14

Angela McRae, Legislative Coordinator (905) 546-2424 ext. 5987

1. CEREMONIAL ACTIVITIES

2. APPROVAL OF AGENDA

(Added Items, if applicable, will be noted with *)

3. DECLARATIONS OF INTEREST

4. APPROVAL OF MINUTES OF PREVIOUS MEETING

4.1. April 21, 2022

5. COMMUNICATIONS

6. DELEGATION REQUESTS

*6.1. Karl Andrus, Hamilton Community Benefits Network (HCBN), respecting Community Benefits Charge (For a future meeting)

7. CONSENT ITEMS

7.1. Various Advisory Committee Minutes:

- a. Hamilton Mundialization Advisory Committee - February 16, 2022
- b. Hamilton Mundialization Advisory Committee - No Quorum Notes - April 20, 2022
- c. Hamilton Women and Gender Equity Committee - March 24, 2022

7.2. Development Charges Indexing – Effective July 6, 2022 (FCS22039) (City Wide)

7.3. Development Charges Reserves Status Report as of December 31, 2021 (FCS22040) (City Wide)

7.4. Professional and Consultant Services Roster 2019 - 2021 (PW22035/PED22123/FCS22041) (City Wide)

7.5. Reserve / Revenue Fund Investment Performance Report - December 31, 2021 (FCS22032) (City Wide)

7.6. Hamilton Future Fund Investment Performance Report - December 31, 2021 (FCS22033) (City Wide)

7.7. Cemetery Trust Accounts Investment Performance Report - December 31, 2021 (FCS22034) (City Wide)

7.8. 2021 Provincial Offences Administration Annual Report (FCS22026) (City Wide)

8. STAFF PRESENTATIONS

9. PUBLIC HEARINGS / DELEGATIONS

10. DISCUSSION ITEMS

10.1. Proposed Write-off for Provincial Offences (FCS22027) (City Wide)

10.2. Parkland Dedication Reserve Status Report as of December 31, 2021 (FCS22022) (City Wide)

10.3. Treasurer's Investment Report 2021 Fiscal Year by Aon (FCS22024) (City Wide)

10.4. Grants Sub-Committee Report 22-002 - May 9, 2022

10.5. Support for the National Council of Canadian Muslims brought forward by the NCCM recommendations in Motion 6.2 (CM21015(b)) (City Wide)

11. MOTIONS

12. NOTICES OF MOTION

*12.1. City Enrichment Fund Budget Request

13. GENERAL INFORMATION / OTHER BUSINESS

13.1. Amendments to the Outstanding Business List:

a. Items Considered Complete and Needing to Be Removed:

Correspondence from the Hamilton Waterfront Trust respecting their
December 31, 2020 Audited Financial Statements

Added: November 4, 2021 at AF&A - Item 5.1

Removed: April 27, 2022 at Council- Item 6.6(a)

OBL Item: 21-O

Support for the National Council of Canadian Muslims brought forward by
the NCCM recommendations in Motion 6.2 (CM21015(a))

Added: March 24, 2022 at AF&A - Item 7.8

Removed: May 19, 2022 at AF&A - Item 10.5

OBL Item: 22-B

14. PRIVATE AND CONFIDENTIAL

14.1. April 21, 2022 - Closed Minutes

Pursuant to Section 9.1, Sub-sections (d), (f), (i), (j) and (k) of the City's Procedural By-law 21-021, as amended, and Section 239(2), Sub-sections (d), (f), (i), (j) and (k) of the *Ontario Municipal Act, 2001*, as amended, as the subject matter pertains to labour relations or employee negotiations; advice that is subject to solicitor-client privilege, including communications necessary for that purpose; a trade secret or scientific, technical, commercial, financial or labour relations information, supplied in confidence to the municipality or local board, which, if disclosed, could reasonably be expected to prejudice significantly the competitive position or interfere significantly with the contractual or other negotiations of a person, group of persons, or organization; a trade secret or scientific, technical, commercial or financial information that belongs to the municipality or local board and has monetary value or potential monetary value; and a position, plan, procedure, criteria or instruction to be applied to any negotiations carried on or to be carried on by or on behalf of the municipality or local board.

*14.2. Procurement of Liquid Chlorine in Railway Tank Cars for the Woodward Water and Wastewater Treatment Plants (FCS22050 / LS22025 / PW22047) (City Wide)

Pursuant to Section 9.1, Sub-sections (f), (i) and (k) of the City's Procedural By-law 21-021, as amended, and Section 239(2), Sub-sections (f), (i) and (k) of the *Ontario Municipal Act, 2001*, as amended, as the subject matter pertains to advice that is subject to solicitor-client privilege, including communications necessary for that purpose; a trade secret or scientific, technical, commercial, financial or labour relations information, supplied in confidence to the municipality or local board, which, if disclosed, could reasonably be expected to prejudice significantly the competitive position or interfere significantly with the contractual or other negotiations of a person, group of persons, or organization; and, a position, plan, procedure, criteria or instruction to be applied to any negotiations carried on or to be carried on by or on behalf of the municipality or local board.

15. ADJOURNMENT



AUDIT, FINANCE AND ADMINISTRATION COMMITTEE MINUTES 22-009

9:30 a.m.
April 21, 2022
Council Chambers
Hamilton City Hall

Present: Councillors M. Pearson (Chair), B. Clark, L. Ferguson, B. Johnson, R. Powers, A. VanderBeek, and M. Wilson

Also Present: Councillor J. Farr

THE FOLLOWING ITEMS WERE REFERRED TO COUNCIL FOR CONSIDERATION:

1. 50 Charlton Avenue East, Hamilton – Water and Wastewater / Storm Account Debit Adjustment (FCS22023) (Ward 2) (Item 7.1)

(Johnson/Powers)

That Report FCS22023, respecting 50 Charlton Avenue East, Hamilton – Water and Wastewater / Storm Account Debit Adjustment, be received.

Result: Motion CARRIED by a vote of 7 to 0, as follows:

YES - Ward 13 Councillor Arlene VanderBeek
 YES - Ward 12 Councillor Lloyd Ferguson
 YES - Ward 11 Councillor Brenda Johnson
 YES - Ward 10 Councillor Maria Pearson
 YES - Ward 9 Councillor Brad Clark
 YES - Ward 5 Councillor Russ Powers
 YES - Ward 1 Councillor Maureen Wilson

2. Tax and Rate Operating Budget Variance Report as at December 31, 2021 – Budget Control Policy Transfers (FCS21070(b)) (City Wide) (Item 8.2)

(Ferguson/Wilson)

- (a) That the Tax and Rate Operating Budget Variance Report as at December 31, 2021 attached as Appendices “A” and “B”, respectively, to Report FCS21070(b) be received;
- (b) That, in accordance with the “Budgeted Complement Control Policy”, the 2021 complement transfers from one department / division to another with no impact on the levy, as outlined in Appendix “C” to Report FCS21070(b), be approved;

- (c) That, in accordance with the “Budget Complement Control Policy”, the 2021 extensions of temporary positions with 24-month terms or greater, with no impact on the levy, as outlined in Appendix “D” to Report FCS21070(b), be approved;
- (d) That, subject to finalization of the 2021 audited financial statements, the disposition of the 2021 year-end operating budget surplus be approved as detailed in Table 1.

Table 1

DISPOSITION / RECONCILIATION OF YEAR-END SURPLUS/ (DEFICIT)	\$	\$
Corporate Surplus from Tax Supported Operations		\$ 34,326,316
Disposition to/from Self-Supporting Programs & Agencies		\$ (2,670,023)
Add: Police (Transfer from Police Reserve)	\$ 2,015,449	
Less: Library (Transfer to Library Reserve)	\$ (4,702,285)	
Add: Farmers Market (Transfer from Hamilton Farmers Market Reserve)	\$ 16,813	
Balance of Corporate Surplus		\$ 31,656,293
Less: Transfer to Tax Stabilization Reserve		\$ (759,462)
Less: Transfer to fund Hamilton’s Home Energy Retrofit Opportunity (HERO) Program Study		\$ (40,000)
Less: Transfer to fund Hamilton Police Services Cannabis Enforcement		\$ (405,255)
Less: Transfer to Unallocated Capital Levy Reserve		\$ (2,000,000)
Less: Transfer to fund shortfall in Development Charge Exemptions		\$ (12,951,576)
Less: Transfer to Election Expense Reserve		\$ (500,000)
Less: Transfer to COVID-19 Emergency Reserve		\$ (15,000,000)
Balance of Tax Supported Operations		\$ -
Corporate Deficit from Rate Supported Operations		\$ (491,206)
Add: Transfer from the Rate Supported Water Reserve		\$ 1,149,056
Less: Transfer to the Rate Supported Wastewater Reserve		\$ (657,849)
Balance of Rate Supported Operations		\$ -

Result: Motion CARRIED by a vote of 6 to 0, as follows:

- YES - Ward 13 Councillor Arlene VanderBeek
- YES - Ward 12 Councillor Lloyd Ferguson
- YES - Ward 11 Councillor Brenda Johnson
- YES - Ward 10 Councillor Maria Pearson
- NOT PRESENT - Ward 9 Councillor Brad Clark
- YES - Ward 5 Councillor Russ Powers
- YES - Ward 1 Councillor Maureen Wilson

3. Unbilled Water and Wastewater / Storm Accounts (FCS22029) (City Wide) (Item 10.1)

(Ferguson/Clark)

That the General Manager, Finance and Corporate Services, be authorized to enter into a deferred payment arrangement with a three-month repayment period, pertaining to water and wastewater / storm charges for a total amount of \$109,771.44 regarding Alectra Utilities account number 5812771300 and service address of 95 Barlake Avenue, Hamilton.

Result: Motion CARRIED by a vote of 7 to 0, as follows:

YES - Ward 13 Councillor Arlene VanderBeek
YES - Ward 12 Councillor Lloyd Ferguson
YES - Ward 11 Councillor Brenda Johnson
YES - Ward 10 Councillor Maria Pearson
YES - Ward 9 Councillor Brad Clark
YES - Ward 5 Councillor Russ Powers
YES - Ward 1 Councillor Maureen Wilson

4. Offsetting Parking Revenue for the City's Business Improvement Areas (PED22074) (Wards 1, 2, 3, 4, 7, 12 and 13) (Item 10.2)

(VanderBeek/Powers)

- (a) That each of the City's eleven Business Improvement Areas (BIAs) that participate annually in the Parking Revenue Sharing Program (PRSP) be provided a grant in 2022 that is equal to the amount they received in 2020 through the PRSP, with the exception of the Locke Street BIA which would receive an amount equivalent to their 2019 Parking Revenue Sharing Grant;
- (b) That the total Grant amount of \$124,563.09 be funded from the Economic Development Investment Reserve (Account No. 112221).

Result: Motion CARRIED by a vote of 6 to 0, as follows:

YES - Ward 13 Councillor Arlene VanderBeek
YES - Ward 12 Councillor Lloyd Ferguson
YES - Ward 11 Councillor Brenda Johnson
YES - Ward 10 Councillor Maria Pearson
NOT PRESENT - Ward 9 Councillor Brad Clark
YES - Ward 5 Councillor Russ Powers
YES - Ward 1 Councillor Maureen Wilson

5. Standardization of Microsoft Power Platform Suite of Products for Corporate Information Technology (FCS22036) (City Wide) (Item 10.3)

(Wilson/Johnson)

- (a) That Council approve the standardization of Microsoft Power Platform suite of products manufactured by Microsoft, pursuant to Procurement Policy #14 – Standardization for a period of five years from the date of Council approval;
- (b) That the General Manager, Corporate Services Department be authorized to negotiate, enter into and execute any required Contract and any ancillary documents required to give effect thereto with Microsoft approved retailer, in a form satisfactory to the City Solicitor.

Result: Motion CARRIED by a vote of 6 to 0, as follows:

YES - Ward 13 Councillor Arlene VanderBeek
YES - Ward 12 Councillor Lloyd Ferguson
YES - Ward 11 Councillor Brenda Johnson
YES - Ward 10 Councillor Maria Pearson
NOT PRESENT - Ward 9 Councillor Brad Clark
YES - Ward 5 Councillor Russ Powers
YES - Ward 1 Councillor Maureen Wilson

6. Analysis for Hamilton Waterfront Trust - December 31, 2020 - Audited Financial Statements (FCS22019) (City Wide) (Item 10.4)

(Powers/Wilson)

That report FCS22019, respecting Analysis for Hamilton Waterfront Trust - December 31, 2020 - Audited Financial Statements, be received.

Result: Motion CARRIED by a vote of 6 to 0, as follows:

YES - Ward 13 Councillor Arlene VanderBeek
YES - Ward 12 Councillor Lloyd Ferguson
YES - Ward 11 Councillor Brenda Johnson
YES - Ward 10 Councillor Maria Pearson
NOT PRESENT - Ward 9 Councillor Brad Clark
YES - Ward 5 Councillor Russ Powers
YES - Ward 1 Councillor Maureen Wilson

7. Development Charges Stakeholders Sub-Committee Report 22-002 - April 12, 2022 (Item 10.6)

(Wilson/Powers)

(a) Community Benefits Charges – Engagement and Draft Strategy (FCS22015(a)) (Item 10.1)

- (i) That Report FCS22015(a) respecting Community Benefits Charges Budget, be received.
- (ii) That Staff be directed to include an explanation of the variance in Development Charges reductions compared to the Community Benefits Charges, in their report back to the Audit, Finance and Administration Committee.

Result: Motion CARRIED by a vote of 6 to 0, as follows:

YES - Ward 13 Councillor Arlene VanderBeek
YES - Ward 12 Councillor Lloyd Ferguson
YES - Ward 11 Councillor Brenda Johnson
YES - Ward 10 Councillor Maria Pearson
NOT PRESENT - Ward 9 Councillor Brad Clark
YES - Ward 5 Councillor Russ Powers
YES - Ward 1 Councillor Maureen Wilson

8. Request for Sustainability and Financial Viability Audit of Hamilton Waterfront Trust (FCS22038) (City Wide) (Item 10.5)

(Clark/Wilson)

That Report FCS22038 respecting Request for Sustainability and Financial Viability Audit of Hamilton Waterfront Trust, be REFERRED to Council on April 27, 2022.

Result: Motion CARRIED by a vote of 5 to 0, as follows:

YES - Ward 13 Councillor Arlene VanderBeek
NOT PRESENT - Ward 12 Councillor Lloyd Ferguson
NOT PRESENT - Ward 11 Councillor Brenda Johnson
YES - Ward 10 Councillor Maria Pearson
YES - Ward 9 Councillor Brad Clark
YES - Ward 5 Councillor Russ Powers
YES - Ward 1 Councillor Maureen Wilson

9. Confidential Correspondence from David A. van der Woerd, Ross & McBride LLP, respecting the Hamilton Waterfront Trust (Added Item 14.2)

(Clark/Wilson)

That the Confidential Correspondence from David A. van der Woerd, Ross & McBride LLP, respecting the Hamilton Waterfront Trust be REFERRED to Council on April 27, 2022.

Result: Motion CARRIED by a vote of 5 to 0, as follows:

YES - Ward 13 Councillor Arlene VanderBeek
NOT PRESENT - Ward 12 Councillor Lloyd Ferguson
NOT PRESENT - Ward 11 Councillor Brenda Johnson
YES - Ward 10 Councillor Maria Pearson
YES - Ward 9 Councillor Brad Clark
YES - Ward 5 Councillor Russ Powers
YES - Ward 1 Councillor Maureen Wilson

FOR INFORMATION:

(a) CHANGES TO THE AGENDA (Item 2)

The Committee Clerk advised of the following changes to the agenda:

8. PRESENTATIONS (Item 8)

8.3(a) J.L. Grightmire Arena Lessons Learned Audit- Responses and Actions

14. PRIVATE AND CONFIDENTIAL (Item 14)

- 14.2 Confidential Correspondence from David A. van der Woerd, Ross & McBride LLP, respecting the Hamilton Waterfront Trust

Recommendation: Be received and referred to staff for a report back to the Audit, Finance and Administration Committee.

(VanderBeek/Powers)

That the agenda for the April 21, 2022 Audit, Finance and Administration Committee meeting be approved, as amended.

Result: Motion CARRIED by a vote of 7 to 0, as follows:

YES - Ward 13 Councillor Arlene VanderBeek
YES - Ward 12 Councillor Lloyd Ferguson
YES - Ward 11 Councillor Brenda Johnson
YES - Ward 10 Councillor Maria Pearson
YES - Ward 9 Councillor Brad Clark
YES - Ward 5 Councillor Russ Powers
YES - Ward 1 Councillor Maureen Wilson

(b) DECLARATIONS OF INTEREST (Item 3)

There were no declarations of interest.

(c) APPROVAL OF MINUTES OF PREVIOUS MEETING (Item 4)

(i) April 7, 2022 (Item 4.1)

(Clark/Ferguson)

That the Minutes of the April 7, 2022 meeting of the Audit, Finance and Administration Committee be approved, as presented.

Result: Motion CARRIED by a vote of 7 to 0, as follows:

YES - Ward 13 Councillor Arlene VanderBeek
YES - Ward 12 Councillor Lloyd Ferguson
YES - Ward 11 Councillor Brenda Johnson
YES - Ward 10 Councillor Maria Pearson
YES - Ward 9 Councillor Brad Clark
YES - Ward 5 Councillor Russ Powers
YES - Ward 1 Councillor Maureen Wilson

(d) CONSENT ITEMS (Item 7)

(Wilson/VanderBeek)

That the following Various Advisory Committee Minutes, be received:

- (i) Immigrant and Refugee Advisory Committee - January 13, 2022 (Item 7.2(a))
- (ii) Immigrant and Refugee Advisory Committee – March 10, 2022 (Item 7.2(b))

Result: Motion CARRIED by a vote of 7 to 0, as follows:

YES - Ward 13 Councillor Arlene VanderBeek
YES - Ward 12 Councillor Lloyd Ferguson
YES - Ward 11 Councillor Brenda Johnson
YES - Ward 10 Councillor Maria Pearson
YES - Ward 9 Councillor Brad Clark
YES - Ward 5 Councillor Russ Powers
YES - Ward 1 Councillor Maureen Wilson

(e) PRESENTATIONS (Item 8)

(i) Hamilton Waterfront Trust - 2020 Annual Briefing by Werner Plessl, Executive Director (Item 8.1)

Werner Plessl, Executive Director of the Hamilton Waterfront Trust address the Committee respecting the Hamilton Waterfront Trust - 2020 Annual Briefing.

(Johnson/Ferguson)

That the presentation from Werner Plessl, Executive Director of the Hamilton Waterfront Trust, respecting the Hamilton Waterfront Trust - 2020 Annual Briefing, be received.

Result: Motion CARRIED by a vote of 6 to 0, as follows:

YES - Ward 13 Councillor Arlene VanderBeek
YES - Ward 12 Councillor Lloyd Ferguson
YES - Ward 11 Councillor Brenda Johnson
YES - Ward 10 Councillor Maria Pearson
NOT PRESENT - Ward 9 Councillor Brad Clark
YES - Ward 5 Councillor Russ Powers
YES - Ward 1 Councillor Maureen Wilson

(ii) Tax and Rate Operating Budget Variance Report as at December 31, 2021 – Budget Control Policy Transfers (FCS21070(b)) (City Wide) (Item 8.2)

Mike Zegarac, General Manager of Finance and Corporate Services addressed the Committee with a staff presentation respecting Report

FCS21070(b), the Tax and Rate Operating Budget Variance Report as at December 31, 2021 - Budget Control Policy Transfers.

(Ferguson/Johnson)

That the Staff Presentation respecting Report FCS21070(b) the Tax and Rate Operating Budget Variance Report as at December 31, 2021 - Budget Control Policy Transfers, be received.

For further disposition of this matter, please refer to Item 2.

Result: Motion CARRIED by a vote of 6 to 0, as follows:

YES - Ward 13 Councillor Arlene VanderBeek
YES - Ward 12 Councillor Lloyd Ferguson
YES - Ward 11 Councillor Brenda Johnson
YES - Ward 10 Councillor Maria Pearson
NOT PRESENT - Ward 9 Councillor Brad Clark
YES - Ward 5 Councillor Russ Powers
YES - Ward 1 Councillor Maureen Wilson

(iii) J.L. Grightmire Arena Lessons Learned Audit Report, Recommendations, and Management Response (Item 8.3)

Charles Brown, City Auditor addressed the Committee with a staff presentation respecting the J.L. Grightmire Arena Lessons Learned Audit Report, Recommendations, and Management Response.

(VanderBeek/Powers)

That the Staff Presentation respecting the J.L. Grightmire Arena Lessons Learned Audit Report, Recommendations, and Management Response, be received.

Result: Motion CARRIED by a vote of 6 to 0, as follows:

YES - Ward 13 Councillor Arlene VanderBeek
YES - Ward 12 Councillor Lloyd Ferguson
YES - Ward 11 Councillor Brenda Johnson
YES - Ward 10 Councillor Maria Pearson
NOT PRESENT - Ward 9 Councillor Brad Clark
YES - Ward 5 Councillor Russ Powers
YES - Ward 1 Councillor Maureen Wilson

(iv) J.L. Grightmire Arena Lessons Learned Audit - Responses and Actions (Item 8.3(a))

Rom D'Angelo, Director, Energy, Fleet & Facilities Management addressed the Committee with a staff presentation respecting the J.L. Grightmire Arena Lessons Learned Audit – Responses and Actions.

(VanderBeek/Powers)

That the Staff Presentation respecting the J.L. Grightmire Arena Lessons Learned Audit - Responses and Actions, be received.

Result: Motion CARRIED by a vote of 7 to 0, as follows:

YES - Ward 13 Councillor Arlene VanderBeek
YES - Ward 12 Councillor Lloyd Ferguson
YES - Ward 11 Councillor Brenda Johnson
YES - Ward 10 Councillor Maria Pearson
YES - Ward 9 Councillor Brad Clark
YES - Ward 5 Councillor Russ Powers
YES - Ward 1 Councillor Maureen Wilson

(Powers/Wilson)

That the Audit, Finance and Administration Committee recess until 1:15 pm.

Result: Motion CARRIED by a vote of 7 to 0, as follows:

YES - Ward 13 Councillor Arlene VanderBeek
YES - Ward 12 Councillor Lloyd Ferguson
YES - Ward 11 Councillor Brenda Johnson
YES - Ward 10 Councillor Maria Pearson
YES - Ward 9 Councillor Brad Clark
YES - Ward 5 Councillor Russ Powers
YES - Ward 1 Councillor Maureen Wilson

(f) DISCUSSION ITEMS (Item 10)

(i) Request for Sustainability and Financial Viability Audit of Hamilton Waterfront Trust (FCS22038) (City Wide) (Item 10.5)

(Ferguson/Johnson)

That consideration of Items 10.5 (Report FCS22038, respecting Request for Sustainability and Financial Viability Audit of Hamilton Waterfront Trust) and 13.1 (Amendments to the Outstanding Business List), be DEFERRED until after Closed Session.

Result: Motion CARRIED by a vote of 6 to 0, as follows:

YES - Ward 13 Councillor Arlene VanderBeek
YES - Ward 12 Councillor Lloyd Ferguson
YES - Ward 11 Councillor Brenda Johnson
YES - Ward 10 Councillor Maria Pearson
NOT PRESENT - Ward 9 Councillor Brad Clark
YES - Ward 5 Councillor Russ Powers
YES - Ward 1 Councillor Maureen Wilson

(g) GENERAL INFORMATION / OTHER BUSINESS (Item 13)

Mike Zegarac, General Manager of Finance and Corporate Services addressed the Committee to recognize that Rick Male, Director, Financial Services Taxation & Corporate Controller, is retiring on April 29, 2022 and to thank him for 43 years of public service.

(h) PRIVATE AND CONFIDENTIAL (Item 14)

Committee determined that discussion of Item 14.1 was not required in Closed Session, therefore, the item was addressed in Open Session, as follows:

(i) Closed Minutes – April 7, 2022 (Item 14.1)

(VanderBeek/Ferguson)

- (a) That the Closed Session Minutes of the April 7, 2022 Audit, Finance and Administration Committee meeting, be approved as presented; and,
- (b) That the Closed Session Minutes of the April 7, 2022 Audit, Finance and Administration Committee meeting, remain confidential.

Result: Motion CARRIED by a vote of 6 to 0, as follows:

YES - Ward 13 Councillor Arlene VanderBeek
YES - Ward 12 Councillor Lloyd Ferguson
YES - Ward 11 Councillor Brenda Johnson
YES - Ward 10 Councillor Maria Pearson
NOT PRESENT - Ward 9 Councillor Brad Clark
YES - Ward 5 Councillor Russ Powers
YES - Ward 1 Councillor Maureen Wilson

(Ferguson/Powers)

That the Committee move into Closed Session respecting Item 14.2 pursuant to Section 9.1, Sub-sections (d), (f), (i), (j) and (k) of the City's Procedural By-law 21-021, as amended, and Section 239(2), Sub-sections (d), (f), (i), (j) and (k) of the Ontario Municipal Act, 2001, as amended, as the subject matter pertains to labour relations or employee negotiations; advice that is subject to solicitor-client privilege, including communications necessary for that purpose; a trade secret or scientific, technical, commercial, financial or labour relations information, supplied in confidence to the municipality or local board, which, if disclosed, could reasonably be expected to prejudice significantly the competitive position or interfere significantly with the contractual or other negotiations of a person, group of persons, or organization; a trade secret or scientific, technical, commercial or financial information that belongs to the municipality or local board and has monetary value or potential monetary value; and a position, plan, procedure, criteria or instruction to be applied to any negotiations carried on or to be carried on by or on behalf of the municipality or local board.

Result: Motion CARRIED by a vote of 6 to 0, as follows:

YES - Ward 13 Councillor Arlene VanderBeek
YES - Ward 12 Councillor Lloyd Ferguson
YES - Ward 11 Councillor Brenda Johnson
YES - Ward 10 Councillor Maria Pearson
NOT PRESENT - Ward 9 Councillor Brad Clark
YES - Ward 5 Councillor Russ Powers
YES - Ward 1 Councillor Maureen Wilson

(ii) Confidential Correspondence from David A. van der Woerd, Ross & McBride LLP, respecting the Hamilton Waterfront Trust (Added Item 14.2)

For disposition of this matter, refer to Item 9.

(h) DISCUSSION ITEMS (Item 10) (Continued)

(i) Request for Sustainability and Financial Viability Audit of Hamilton Waterfront Trust (FCS22038) (City Wide) (Item 10.5)

For disposition of this matter, refer to Item 8.

(i) GENERAL INFORMATION / OTHER BUSINESS (Item 13) (Continued)

(i) Amendments to the Outstanding Business List:

(Powers/VanderBeek)

That the amendments to the Audit, Finance & Administration Committee's Outstanding Business List, **be amended** by removing the following item from the Items Considered Complete and Needing to Be Removed (Item 13.1(a)), as follows:

~~**Correspondence from Trent Jarvis, Hamilton Waterfront Trust, respecting an update to the Audit, Finance and Administration Committee in April or May of 2022**~~
~~**Added: March 24, 2022 at AF&A - Item 5.2**~~
~~**Removed: April 21, 2022 at AF&A - Item 10.5**~~
~~**OBL Item: 22-A**~~

Result: Amendment CARRIED by a vote of 5 to 0, as follows:

YES - Ward 13 Councillor Arlene VanderBeek
NOT PRESENT - Ward 12 Councillor Lloyd Ferguson
NOT PRESENT - Ward 11 Councillor Brenda Johnson
YES - Ward 10 Councillor Maria Pearson
YES - Ward 9 Councillor Brad Clark
YES - Ward 5 Councillor Russ Powers
YES - Ward 1 Councillor Maureen Wilson

(Powers/VanderBeek)

That the following amendments to the Audit, Finance & Administration Committee's Outstanding Business List, be approved:

- (a) Items Considered Complete and Needing to Be Removed (Item 13.1(a):

Correspondence from the Hamilton Waterfront Trust respecting their December 31, 2020 Audited Financial Statements
Added: November 4, 2021 at AF&A - Item 5.1
Removed: April 21, 2022 at AF&A - Item 10.4
OBL Item: 21-O

- (b) Items Requiring a New Due Date (Item 13.1(b):

Review of Procurement Policies as it relates to Hiring Local Trades
Added: January 18, 2017 at GIC
Original Due Date: Q3 2020
Proposed New Due Date: Q1 2023
OBL Item: G

Implementation and Resources Required re: Corporate Goals and Areas of Focus for Climate Mitigation & Adaptation
Added: December 4, 2019 at GIC
Original Due Date: Q4 2021
Proposed New Due Date: Q3 2022
OBL Item: 19-T

Municipal Property Tax Billing Software (FCS20006) (City Wide) (Item 10.2)
Added: February 6, 2020 at AF&A
Original Due Date: Q1 2021
Proposed New Due Date: Q1 2023
OBL Item: 20-A

2020 Property and Liability Insurance Renewal Report (LS20010) (City Wide)
Added: May 13, 2020 at Council
Original Due Date: Q4 2020
Proposed New Due Date: March 2023
OBL Item: 20-C

Result: Motion, CARRIED by a vote of 5 to 0, as follows:

YES - Ward 13 Councillor Arlene VanderBeek
NOT PRESENT - Ward 12 Councillor Lloyd Ferguson
NOT PRESENT - Ward 11 Councillor Brenda Johnson
YES - Ward 10 Councillor Maria Pearson
YES - Ward 9 Councillor Brad Clark
YES - Ward 5 Councillor Russ Powers
YES - Ward 1 Councillor Maureen Wilson

(j) **ADJOURNMENT (Item 15)**

(Powers/VanderBeek)

That, there being no further business, the Audit, Finance and Administration Committee, be adjourned at 3:08 p.m.

Result: Motion CARRIED by a vote of 5 to 0, as follows:

YES - Ward 13 Councillor Arlene VanderBeek
NOT PRESENT - Ward 12 Councillor Lloyd Ferguson
NOT PRESENT - Ward 11 Councillor Brenda Johnson
YES - Ward 10 Councillor Maria Pearson
YES - Ward 9 Councillor Brad Clark
YES - Ward 5 Councillor Russ Powers
YES - Ward 1 Councillor Maureen Wilson

Respectfully submitted,

Councillor Pearson, Chair
Audit, Finance and Administration
Committee

Angela McRae
Legislative Coordinator
Office of the City Clerk

Submitted on Tuesday, May 17, 2022 - 8:24am Submitted by anonymous user: 108.162.241.151 Submitted values are:

==Committee Requested==

Committee: Audit, Finance & Administration Committee

Will you be delegating in person or virtually? Virtually

Will you be delegating via a pre-recorded video? No

==Requestor Information==

Name of Organization (if applicable): HCBN

Name of Individual: Karl Andrus

Preferred Pronoun:

Contact Number:

Email Address: karlandrus@hcbn.ca

Mailing Address:

Reason(s) for delegation request: To speak to the Community Benefits Charge Report at the June 16th Audit, Finance & Administration Committee Meeting.

Will you be requesting funds from the City? No

Will you be submitting a formal presentation? Yes



Hamilton

Minutes

Hamilton Mundialization Advisory Committee

Wednesday, February 16, 2022

6:00pm – 8:00 p.m.

**Due to COVID-19 and the closure of City Hall
all electronic meetings can be viewed on the**

City's YouTube Channel:

<https://www.youtube.com/user/InsideCityofHamilton>

YouTube Live Stream

Present: Pat Semkow, Bob Semkow, Rein Ende, Jan Lukas, Rosemary Baptista (Vice Chair).

Regrets: Anthony Macaluso (Chair), Councillor Van der Beek

Also Present: Cole Gately, Staff Liaison, Diversity & Inclusion

1. Approval of the Agenda (Item 3)

(J. Lukas/R. Semkow)

That the agenda of February 16, 2022 be approved as presented.

CARRIED

2. Approval of Minutes (Item 4)

(i) Minutes of January 19, 2022

(J. Lukas/R. Ende)

That the minutes of January 19, 2022 be approved, as presented.

CARRIED

3. Communications (Item 5)

The committee inquired about who is taking over for Taline. Staff shared that more information will become available in time for the March meeting.

Discussion about proof of vaccination. Members are asked to send directly to Matthew Sutcliffe in HR – matthew.sutcliffe@hamilton.ca

4. Discussion Items (Item 10)

i. Business Arising from Previous Minutes (Item 10.1)

No discussion.

ii. Photography Contest (Item 10.2)

There will be four judges. A. Macaluso will be in charge.

Staff will work out a date for Anthony and the judges to meet on Zoom and decide on the winner and runner-up.

R. Ende and J. Lukas will be there to support the judges but will not themselves participate in judging. Staff will distribute voting forms to judges.

(J. Lukas/R. Ende)

**That the information respecting the
Photography Contest, be received.**

CARRIED

**Hamilton Mundialization Advisory Committee
Minutes – February 16, 2022**

5. Adjournment (Item 15)

(R. Baptista/R. Semkow)

That the Mundialization Committee meeting be
adjourned at 7:08pm

CARRIED

Vice Chair, Rosemary Baptista
Staff Liaison, Cole Gately



Hamilton

MUNDIALIZATION COMMITTEE

April 20, 2022

6:00pm-8:00pm

Due to the COVID-19 and the Closure of City Hall
All electronic meetings can be viewed at City's YouTube Channel:

<https://www.youtube.com/user/InsideCityofHamilton>

Present: Rosemary Baptista (Chair), Rein Ende.

Regrets: Anthony Macaluso.

Also

Present: Jessica Bowen, Manager, Diversity and Inclusion
Cindy Mutch, Manager, Community Initiatives

1. WELCOME & INTRODUCTIONS

a. Quorum was not achieved and the meeting did not occur

2. CEREMONIAL ACTIVITIES

3. APPROVAL OF AGENDA

4. APPROVAL OF MINUTES OF PREVIOUS MEETING

5. DISCUSSION ITEMS

6. ADJOURNMENT



Hamilton

Minutes 22-002

Hamilton Women and Gender Equity Committee

Thursday, March 24, 2022

6:00pm-8:00pm

Due to the COVID-19 and the Closure of City Hall All electronic meetings can be viewed at: City's YouTube Channel:

**<https://www.youtube.com/user/InsideCityofHamilton>
Virtual Meeting**

Present: Yulena Wan, Jan Lukas, Autumn Getty

Regrets: Anna Davey, Deanna Allain

Also Present: Kim Manderson - Staff Liaison
Jessica Bowen, Manager, Diversity and Inclusion
Morgan Stahl, Director Government Relations and Community Engagement

1. CEREMONIAL ACTIVITIES

1.1 Land Acknowledgement

A. Getty provided the Land Acknowledgement

2. APPROVAL OF THE AGENDA (ITEM 2)**Item added to the Agenda- A.Getty**

(i) Update on the Citizen Committee Report Presentation to the Emergency and Community Services standing committee, respecting Reinstating the COVID-19 Encampment Protocol.

Item added to 10.1b Business Arising from Previous Minutes.

(Y.Wan/J.Lukas)

That the Agenda of March 24, 2022 be approved as amended.

CARRIED

3. DECLARATION OF INTEREST (ITEM 3)

None.

4. APPROVAL OF MINUTES OF PREVIOUS MEETING (ITEM 4)**i. February 24, 2021 (Item 4.1)**

(J.Lukas /Y.Wan)

That the Hamilton Women and Gender Equity Committee approve the Minutes of February 24, 2022 as presented.

CARRIED

5. DISCUSSION ITEMS (ITEM 10)

i. Business Arising from Previous Minutes (Item 10.1)

a. Diversity Calendar

Staff advised that the Diversity Calendar will be maintained on the City of Hamilton Website and internal employee intranet accessible to all stakeholders.

Staff advised that the Diversity and Inclusion Office will update the calendar as needed.

Staff confirmed that days of recognition will be determined by internal stakeholders such as the EDI Steering Committee, the Communication Department, the City Manager's Office and the Mayor's Office.

b. Representation to Emergency and Community Services on Citizen Committee Report respecting Reinstating the COVID-19 Encampment Protocol (Added Item 10.1b)

A. Getty advised that D.Allain provided Citizen Committee Report on Reinstating the COVID-19 Encampment Protocol to the E&CS Meeting on March 24, 2022 with A. Getty also in attendance.

A.Getty provided summary of the discussion from the E&CS Meeting.

6. GENERAL INFORMATION/OTHER BUSINESS (ITEM 13)

i. Elect More Women Conference (Item 13.1)

No updates provided.

ii. Menstrual Product Drive- Period Promise (Added Item 13.2)

J.Lukas advised menstrual product drive happening on March 30, 2022. A coalition of different groups collecting products to be distributed. J. Lukas advised this is the event's 5th year and there is a large need for products.

iii. Integrity Commissioner- Code of Conduct Sessions (Added Item 13.3)

Staff confirmed there are two sessions being held in person and that a follow up virtual session will be communicated in the near future.

iv. Recruitment – HWGE Committee Members (Added Item 13.4)

Staff advised that the Audit, Finance and Administration Interview subcommittee is currently conducting interviews.

v. Transition of Committee (Added Item 13.5)

J.Bowen advised that following a review of the City Manager's Office in 2021, it was determined that several external facing Advisory Committees would be best aligned with the Government Relations and Community Engagement portfolio. As a result, the committee will begin transitioning over to this area and will have new staff support.

Introduction of M. Stahl, Director, Government Relations and Community Engagement who will transition to support the HWGEC effective April/May 2022.

vi. In-person meeting request (Added Item 13. 6)

Staff advised that meetings will be virtual at this time.

7. ADJOURNMENT (ITEM 15)

(Y.Wan /J.Lukas)

That the Hamilton Women and Gender Equity Committee be adjourned at 7:00 p.m.

CARRIED

Respectfully submitted,

Autumn Getty, Vice-Chair
Hamilton Women and
Gender Equity Committee

Kim Manderson,
Human Rights Specialist, Talent & Diversity
City Manager's Office, Human Resources.



INFORMATION REPORT

TO:	Chair and Members Audit, Finance and Administration Committee
COMMITTEE DATE:	May 19, 2022
SUBJECT/REPORT NO:	Development Charges Indexing – Effective July 6, 2022 (FCS22039) (City Wide)
WARD(S) AFFECTED:	City Wide
PREPARED BY:	Alex Di Domenico (905) 546-2424 Ext. 1434
SUBMITTED BY:	Brian McMullen Director, Financial Planning, Administration and Policy Corporate Services Department
SIGNATURE:	

COUNCIL DIRECTION

Not Applicable

INFORMATION

Development Charges Annual Indexing – Percentage

In accordance with the City's Development Charges (DC) By-laws, DC rates are adjusted annually by the percentage change during the preceding year, as recorded in Statistics Canada's Construction Cost Index (non-residential building) (CANSIM Table 18-10-0135-01-Toronto) as prescribed by the Province's *Development Charges Act*. This adjustment is required to align DC revenues with construction costs and helps ensure the sustainability of the DC reserves for the funding of the City's growth-related capital requirements.

Table 1 illustrates that the percentage change in the 2021 index was 9.51%. The effective date of the indexing is July 6, 2022.

**SUBJECT: Development Charges Indexing – Effective July 6, 2022 (FCS22039)
(City Wide) – Page 2 of 6**

**Table 1
Stats Canada Non-Residential Building Construction Price Index**

Year	Index	Percentage Change
2020	111.5	
2021	122.1	9.51%

Source: Statistics Canada – CANSIM Table 18-10-0135-01 (Toronto)

With respect to the City of Hamilton’s (City’s) 2022 DC indexing rate, staff consulted with Watson & Associates Economists Ltd. (Watson). Watson advised that most of their clients that index for December 1 or January 1 used the Q3 2021 results for their indexing, which were over 11%. Watson provided a sample of over 20 municipalities that would have indexed their rates for December 1 or January 1 based on the Q3 2021 results of over 11%, which they indicated was a small sample as a majority of municipalities index for January 1. The City of Hamilton (City) uses Q4 results, but the results did not change between Q3 and Q4 2021, illustrating that the City of Hamilton’s indexing rate is in line with that of other municipalities.

Impact of Community Benefits Charge

The Province has introduced a new tool through the *Planning Act*, namely a Community Benefits Charges (CBC) regime. In effect, the legislation removes eligibility of some services from DC collection over to the newly created CBC regime with a two-year transition period. Accordingly, the City will no longer be able collect DCs for those affected services as of the earlier of the CBC By-law adoption or September 18, 2022. Therefore, there are two rate tables for City DCs: one effective July 6, 2022 – September 17, 2022 and the other effective September 18, 2022 – July 5, 2023. If a CBC By-law is adopted by Council and in effect prior to September 18, 2022, the DC Pamphlets (attached as Appendix “A” and “B” to Report FCS22039) will be amended and will be posted to the City’s website. Council will be informed via a Communication Update should this need arise. The City is currently undertaking the process required to implement a CBC By-law by September 2022. For additional background, please refer to Reports FCS22015 and FCS22015(a).

As illustrated in Tables 2 and 3, the effect of the Provincial changes on DCs is that the indexed City DCs will decrease \$1,203 per single family dwelling at the earlier of a CBC By-law coming into force or September 18, 2022.

OUR Vision: To be the best place to raise a child and age successfully.

OUR Mission: To provide high quality cost conscious public services that contribute to a healthy, safe and prosperous community, in a sustainable manner.

OUR Culture: Collective Ownership, Steadfast Integrity, Courageous Change, Sensational Service, Engaged Empowered Employees.

**SUBJECT: Development Charges Indexing – Effective July 6, 2022 (FCS22039)
(City Wide) – Page 3 of 6**

Development Charges Annual Indexing – Amounts

There are two DC By-laws administered by the City of Hamilton (City). Firstly, By-law 19-142 (as amended) respecting the collection of DCs for growth-related City services and secondly, By-law 11-174 (as amended) respecting the collection of DCs to pay for the City's contribution towards Metrolinx (GO Transit) growth capital. Both By-laws are consistent with respect to the indexation timing of the rates.

Note that each individual service category is indexed which may result in the overall increase being slightly more / less than applying the 9.51% index rate to the overall total. Tables 2, 3, 4, and 5 show the impact on the overall City DC after each individual service category has been indexed.

Table 2 illustrates the Residential City DC rates for developments in combined sewer system areas and Table 3 illustrates the Residential City DC rates for developments in separated sewer system areas.

**Table 2
Residential City DC Rates for Combined Sewer System**

Residential DCs (\$ per unit unless otherwise stated)	City DCs Current (2021-2022\$)	Increase Due to Indexing	City DCs Indexed (July 6, 2022 to Sept. 17, 2022)	Decrease as of CBC Transition Expiry	City DCs Indexed (Sept. 18, 2022 to July 5, 2023)
Single/Semi	47,576	4,523	52,099	1,203	50,896
Townhouse/Other Multiple	34,050	3,236	37,286	859	36,427
Apartment (2+ bdrms)	27,862	2,648	30,510	704	29,806
Apartment (1 bdrm)	19,059	1,812	20,871	482	20,389
Residential Facility (\$ per bed)	15,369	1,460	16,829	388	16,441

Note: The City DCs above do not include Special Area Charges which are not subject to annual indexing.

**Table 3
Residential City DC Rates for Separated Sewer System**

Residential DCs (\$ per unit unless otherwise stated)	City DCs Current (2021-2022\$)	Increase Due to Indexing	City DCs Indexed (July 6, 2022 to Sept. 17, 2022)	Decrease as of CBC Transition Expiry	City DCs Indexed (Sept. 18, 2022 to July 5, 2023)
Single/Semi	54,520	5,183	59,703	1,203	58,500
Townhouse/Other Multiple	39,020	3,709	42,729	859	41,870
Apartment (2+ bdrms)	31,928	3,035	34,963	704	34,259
Apartment (1 bdrm)	21,840	2,077	23,917	482	23,435
Residential Facility (\$ per bed)	17,613	1,674	19,287	388	18,899

Note: The City DCs above do not include Special Area Charges which are not subject to annual indexing.

OUR Vision: To be the best place to raise a child and age successfully.

OUR Mission: To provide high quality cost conscious public services that contribute to a healthy, safe and prosperous community, in a sustainable manner.

OUR Culture: Collective Ownership, Steadfast Integrity, Courageous Change, Sensational Service, Engaged Empowered Employees.

**SUBJECT: Development Charges Indexing – Effective July 6, 2022 (FCS22039)
(City Wide) – Page 4 of 6**

Table 4 illustrates the Non-Residential City DC rates for developments in combined sewer system areas.

**Table 4
Non-Residential City DC Rates for Combined Sewer System**

Non-Residential DCs (\$ per sq. ft.)	City DCs Current (2021-2022\$)	Increase Due to Indexing	City DCs Indexed (July 6, 2022 to Sept. 17, 2022)	Decrease as of CBC Transition Expiry	City DCs Indexed (Sept. 18, 2022 to July 5, 2023)
Non-Industrial	20.32	1.91	22.23	0.62	21.61
Industrial	11.74	1.12	12.86	-	12.86
New Non-Industrial^[1]					
1 st 5,000 sq. ft.	10.16	0.96	11.12	0.31	10.81
2 nd 5,000 sq. ft.	15.24	1.43	16.67	0.46	16.21
10,000+ sq. ft.	20.32	1.91	22.23	0.62	21.61

^[1] New non-industrial developments within a CIPA or BIA and new office development (medical clinic excluded) receive reduced stepped rates as illustrated above.

Table 5 illustrates the Non-Residential City DC rates for developments in separated sewer system areas.

**Table 5
Non-Residential City DC Rates for Separated Sewer System**

Non-Residential DCs (\$ per sq. ft.)	City DCs Current (2021-2022\$)	Increase Due to Indexing	City DCs Indexed (July 6, 2022 to Sept. 17, 2022)	Decrease as of CBC Transition Expiry	City DCs Indexed (Sept. 18, 2022 to July 5, 2023)
Non-Industrial	22.62	2.13	24.75	0.62	24.13
Industrial	13.14	1.25	14.39	-	14.39
New Non-Industrial^[1]					
1 st 5,000 sq. ft.	11.31	1.07	12.38	0.31	12.07
2 nd 5,000 sq. ft.	16.97	1.59	18.56	0.46	18.10
10,000+ sq. ft.	22.62	2.13	24.75	0.62	24.13

^[1] New non-industrial developments within a CIPA or BIA and new office development (medical clinic excluded) receive reduced stepped rates as illustrated above.

Table 6 illustrates the index impact on Metrolinx (GO Transit) DC Rates. Metrolinx (GO Transit) DCs are only collected from residential development. Note that the Metrolinx (GO Transit) DC rates are not impacted by the removing of services from the City DC rates due to the CBC legislation.

**SUBJECT: Development Charges Indexing – Effective July 6, 2022 (FCS22039)
(City Wide) – Page 5 of 6**

Note that the indexed rate may be slightly different than applying the 9.51% to the existing rate. This difference is due to the fact that when the index calculation is prepared, the original Metrolinx (GO Transit) DC (e.g., \$215 per single / semi from 2011) and all previous index factors are considered.

**Table 6
Metrolinx (GO Transit) DC Rates**

Residential DCs (\$ per unit unless otherwise stated)	GO DCs Current (2021-2022\$)	GO DCs Indexed (2022-2023\$)	Increase Due to Indexing
Single/Semi	281	307	26
Townhouse/Other Multiple	201	220	19
Apartment (2+ bdrms)	174	190	16
Apartment (1 bdrm)	116	127	11
Residential Facility (\$ per bed)	91	100	9

Appendices “A” and “B” to Report FCS22039 are the Development Charges Pamphlets which will be posted on the City’s DC website and made available to the public. The Pamphlet provides a summary schedule of the current rates and provisions contained within the DC By-laws. Special area charges and educational DCs are also outlined, where applicable.

With respect to the communication strategy for DC indexing, staff conducted a presentation to the Development Industry Liaison Group (DILG) at their meeting on April 11, 2022. Also, along with the DC pamphlets, staff will be providing notice of the DC indexing rate on the City’s DC website. The City’s social media accounts will be utilized to provide notice as well.

Transition Policy

DCs are payable upon building permit issuance with some exceptions.

Effective January 1, 2020, the Province implemented exceptions that are detailed in Report FCS21025, presented at the March 25, 2021 meeting of the Audit, Finance, and Administration Committee. The rate payable is legislated through the DC Act and is either the rate in effect on the date of building permit issuance or the rate that was in effect at site plan or zoning application date plus interest to the building permit issuance date.

For developments already in progress and nearing permit issuance, and where a site plan or zoning application is not applicable, a transition policy was included as part of DC By-law 19-142 (as amended). The transition policy allows for the DC rates, in effect on the date of building permit application, to be paid provided that **all** of the following criteria are met:

OUR Vision: To be the best place to raise a child and age successfully.

OUR Mission: To provide high quality cost conscious public services that contribute to a healthy, safe and prosperous community, in a sustainable manner.

OUR Culture: Collective Ownership, Steadfast Integrity, Courageous Change, Sensational Service, Engaged Empowered Employees.

**SUBJECT: Development Charges Indexing – Effective July 6, 2022 (FCS22039)
(City Wide) – Page 6 of 6**

- The permit application must be a complete application as per requirements outlined by the Building Services Division;
- The permit must be issued within 6 months of the effective date of the first rate increase following application; and,
- The permit must not be revoked after the date of a rate increase.

Other DC Updates Effective on July 6, 2022

The DC Downtown Hamilton Community Improvement Project Area (CIPA) exemption will remain at 40% July 6, 2022 – July 5, 2023.

APPENDICES AND SCHEDULES ATTACHED

Appendix “A” to Report FCS22039 – DC Pamphlet July 6, 2022 to September 17, 2022
Appendix “B” to Report FCS22039 – DC Pamphlet September 18, 2022 to July 5, 2023

AD/LG/KW/dt



CITY OF HAMILTON
Development Charges (DC) Information – Pamphlet
Summary of By-laws 19-142 (as amended) and 11-174 (as amended)

Rates Effective
July 6, 2022 – September 17, 2022

Please ensure the effective date of this pamphlet corresponds with your needs.

The information contained within is intended only as a guide. Interested parties should review the approved By-laws.

Purpose of DCs:

The purpose of DCs is to recover the growth-related costs associated with the capital infrastructure needed to service new development and redevelopment within the municipality.

By-Laws for the City of Hamilton:

By-law No. 19-142 (as amended) – City DCs
By-law No. 11-174 (as amended) – GO Transit DCs

Rates shall be indexed on July 6 each year by the percentage change recorded in the average annual Non-Residential Construction Price Index for Toronto produced by Statistics Canada. Table: 18-10-0135-01 (formerly CANSIM 327-0058)

Payment of DCs:

DCs are payable at the time of building permit issuance and are collected by the City of Hamilton Building Department. Pursuant to legislative changes which came into effect as of January 1, 2020, DCs for the following types of developments are eligible to be paid in instalments:

- Rental (6 annual instalments commencing at occupancy)
- Institutional (6 annual instalments commencing at occupancy). This category includes long-term care homes; retirement homes; universities and colleges; memorial homes, clubhouses, or athletic grounds of the Royal Canadian Legion; and hospices.
- Non-Profit Housing (21 annual instalments commencing at occupancy)

The City also offers deferrals for the ERASE Redevelopment Grant Program (ERG), non-residential and apartment developments, subject to availability. Please connect with staff for further details (contact information below).

DC Rate Lock-In:

As per Section 26.2 of the DC Act, the DC rate charged to a development will be based on the application date of a Site Plan Application or a Site-specific Zoning Amendment, if such application is applicable, and only where such application is applied for on or after January 1, 2020 and the related building permit is issued within two years of the approval of the related application. Interest charges will apply. Please connect with staff for further details.

Demolition Credits:

A credit is allowed for demolitions for a period of 5 years from the date of issuance of the demolition permit. The dollar value of the credit is based on the rate in effect at the time of redevelopment and on the exemption status of the demolished/redeveloped building at the time of redevelopment (i.e. no credit if the demolished building is exempt under the current By-Law). Note that the credit for residential demolitions expires 2 years and 5 years from the date of demolition permit issuance for HWDSB (Public) and HWCDSB (Catholic) Education DCs, respectively, non-residential is 5 years.

Transition Policy:

Normally, the DC rate payable is the rate in effect on the day that the building permit is issued. However, where the DC Rate lock-in per Section 26.2 of the DC Act does not apply, the City's policy is that the DC rate payable is the rate in effect on the date that a complete building permit application is received and accepted by the City's Chief Building Officer, provided that the building permit is issued within 6 months of the first rate increase following application. If the building permit is revoked on or after the date of the rate increase, the rates in effect on the date of permit issuance will be payable. Please note: this is not applicable to Education DCs or in cases where the DC Rate Lock-in is applicable.

Credits and Exemptions:

Refer to attached pages for rate highlights as well as exemption and credit policies.

Treasurer's Statement:

The City Treasurer prepares an annual statement regarding the use of DC funds and sets out the balance in each of the DC reserves.

Copies of By-laws and Treasurer's Statement:

Copies of the DC By-laws as well as the Treasurer's statement are available from the Clerk's office on the 1st Floor of City Hall, 71 Main St. W., Hamilton, Ontario L8P 5Y4 and on the City's website.

For further information regarding DCs, contact:

Finance at DCRequest@hamilton.ca (ext. 4400) or Building at 905-546-2720

Please check with City Staff at Parklandrequest@hamilton.ca regarding Parkland Dedication fees which may apply and are separate and distinct from Municipal DCs.

DC Policies approved by City of Hamilton Council do not impact Education DCs which are controlled and set by the HWCDSB and HWDSB.

SERVICE COMPONENT BREAKDOWN EFFECTIVE July 6, 2022 - September 17, 2022

Service	RESIDENTIAL (\$)					NON-RESIDENTIAL (\$) (note a)	
	Single-Detached Dwelling & Semi-Detached Dwelling (per dwelling unit)	Townhouses & Other Multiple Unit Dwellings (per dwelling unit)	Apartments & Stacked Townhouses & Mobile Homes 2-Bedrooms+ (per dwelling unit)	Apartments & Stacked Townhouses & Mobile Homes Bachelor & 1-Bedrooms+ (per dwelling unit)	Residential Facility Dwelling & Lodging House & Garden Suite (per bedroom)	(per sq.ft. of Gross Floor Area)	(per sq. m.)
Municipal Wide "Soft" Services:							
Parkland Development	3,027	2,166	1,772	1,212	978	0.14	1.51
Indoor Recreation Services	5,761	4,123	3,373	2,308	1,861	0.26	2.80
Library Services	1,337	956	783	535	431	1.17	12.59
Growth Studies	472	337	277	189	153	0.24	2.58
Long Term Care	212	152	125	85	69	0.02	0.22
Public Health	3	2	2	1	1	-	-
Child Care and Early Years	18	13	11	7	5	-	-
Housing Services	878	627	514	352	284	-	-
Airport Lands	550	393	322	220	177	0.28	3.01
Municipal Parking	653	466	382	262	211	0.34	3.66
Provincial Offences Act	47	34	27	19	15	0.02	0.22
Total Municipal Wide "Soft" Services	12,958	9,269	7,588	5,190	4,185	2.47	26.59
Municipal Wide "Hard" Services:							
Services Related to a Highway	12,570	8,997	7,361	5,036	4,061	9.40	101.18
Public Works	940	672	550	376	303	0.48	5.17
Police Services	612	438	358	245	197	0.31	3.34
Fire Protection Services	539	387	316	216	174	0.27	2.91
Ambulance Services	173	124	102	69	56	0.02	0.22
Transit Services	2,237	1,602	1,311	897	723	1.14	12.27
Waste Diversion	852	609	498	341	276	0.15	1.61
Total Municipal Wide "Hard" Services	17,923	12,829	10,496	7,180	5,790	11.77	126.69
Total Municipal Wide - "Soft" and "Hard" Services	30,881	22,098	18,084	12,370	9,975	14.24	153.28
Wastewater and Water Services (note b)							
Wastewater Facilities	4,725	3,382	2,767	1,893	1,527	2.28	24.54
Wastewater Linear Services	6,321	4,525	3,701	2,532	2,041	3.04	32.72
Water Services	5,564	3,983	3,259	2,230	1,798	2.67	28.74
Stormwater Services - Combined Sewer System							
Stormwater Drainage and Control Services (note c)	4,608	3,298	2,699	1,846	1,488	-	-
Stormwater Services - Separated Sewer System							
Stormwater Drainage and Control Services (note c)	12,212	8,741	7,152	4,892	3,946	2.52	27.13
Total Urban Services - Combined Sewer System	21,218	15,188	12,426	8,501	6,854	7.99	86.00
Total Urban Services - Separated Sewer System	28,822	20,631	16,879	11,547	9,312	10.51	113.13
CITY DC TOTAL - COMBINED SEWER SYSTEM	52,099	37,286	30,510	20,871	16,829	22.23	239.28
CITY DC TOTAL - SEPARATED SEWER SYSTEM	59,703	42,729	34,963	23,917	19,287	24.75	266.41
Other Development Charges							
Go Transit (City-Wide)	307	220	190	127	100	-	-
Education - HWDSB (Public - note d)	1,573	1,573	1,573	1,573	1,573	0.47	5.06
Education - HWCDSB (Catholic - note d)	1,101	1,101	1,101	1,101	1,101	0.35	3.77
TOTAL BEFORE SPECIAL AREA CHARGES - COMBINED SEWER SYSTEM	55,080	40,180	33,374	23,672	19,603	23.05	248.11
TOTAL BEFORE SPECIAL AREA CHARGES - SEPARATED SEWER SYSTEM	62,684	45,623	37,827	26,718	22,061	25.57	275.23
Special Area Charges							
Dundas/Waterdown (note e)	1,971	1,410	1,154	789	637	1.04	11.19
GRAND TOTAL AFTER SPECIAL AREA CHARGES - COMBINED SEWER SYSTEM	57,051	41,590	34,528	24,461	20,240	24.09	259.30
GRAND TOTAL AFTER SPECIAL AREA CHARGES - SEPARATED SEWER SYSTEM	64,655	47,033	38,981	27,507	22,698	26.61	286.43

Notes:

<p>a) There are 2 categories of Non-Residential charges – “Industrial” and “Non-Industrial” as defined in the By-law. See Page 3 for applicable rates.</p> <p>b) Charges applicable to developments outside of the urban area shall be determined with regards to the Urban services required or used.</p> <p>c) Charges related to Stormwater services are differentiated within the geographic location of the development between Combined Sewer System Area and Separated Sewer System Area (identified on Page 5) and shall be determined with regards to the Area-Specific DC calculation for Stormwater services.</p>	<p>d) Education DCs are controlled and set by the respective education boards and collected by the City on their behalf. DC Policies approved by the City of Hamilton do not impact these charges. Full list of exemptions for Education DCs can be found on Page 4.</p> <p>e) Land affected by the Dundas & Waterdown Special Area Charge can be found on Page 6. This charge is not subject to annual indexing.</p>
--	---

Non-Residential Rates:

Industrial

The City's per square foot charge for industrial development has been discounted from the full non-residential rates to reduced industrial rates shown as follows:

(Per Sq. Ft. of Gross Floor Area)	Reduced Industrial Rate	Full Non-Residential Rate
Combined Sewer System	\$12.86	\$22.23
Separated Sewer System	\$14.39	\$24.75

For expansions of existing industrial developments, enlargement up to 50% of existing gross floor area (gfa): exempt; any amount over 50% of existing gross floor area will pay the industrial rate in effect

Non-Industrial (Commercial/Institutional)

The rates for new non-industrial developments within a CIPA or BIA and new office development (medical clinic excluded) is phased as follows, between July 6, 2022 – September 17, 2022:

(Per Sq. Ft. of Gross Floor Area)	1st 5,000 square feet (50% of charge in effect)	2nd 5,000 square feet (75% of charge in effect)	10,000+ square feet (100% of charge in effect)
Combined Sewer System	\$11.12	\$16.67	\$22.23
Separated Sewer System	\$12.38	\$18.56	\$24.75

For expansions of office development (medical clinic excluded) already in existence as of June 13, 2019, which did not previously receive the new non-industrial rates, the following City rates apply:

- 1st 5,000 square feet of expansion: exempt
- any amount over 5,000 square feet: \$22.23 per square foot with Combined Sewer System Area;
\$24.75 per square foot with Separated Sewer System Area

For all other non-industrial development, the calculated set of rates \$22.23 and \$24.75 per square foot are applied to Combined Sewer System Area and Separated Sewer System Area respectively.

The above exemptions/deductions DO NOT apply to Education DCs and Special Area Charges.

Exemptions (City of Hamilton and GO Transit DCs):

Residential:

- Affordable Housing as defined in the By-laws
- Intensification of existing residential buildings – Enlargement of a dwelling unit, and addition of up to 2 units to a single detached dwelling, the greater of 1 unit or 1% of existing units to a rental building, or 1 unit to any other residential buildings, including the addition of residential dwelling structures ancillary to dwellings, are exempted from DCs (subject to gfa restrictions & one-time use; applicable to the smallest dwelling unit)
- Intensification of proposed new residential buildings – Addition of a secondary dwelling unit to single detached, semi-detached, and row dwellings, including the addition of residential dwelling structures ancillary to these types of dwellings (subject to one-time use; ancillary dwelling structures are subject to gfa restrictions)
- Redevelopment of an existing residential for use of creating more residential facilities within the existing building envelope is exempt from 50% of DCs otherwise payable (credit for 100% of previous residential facility use)

Non-Residential:

- Agricultural use (bona fide farming/agricultural uses – farm business registration number required, see City DC By-law for further details)
- A temporary building or structure, subject to Section 28 of the City DC By-law
- Parking structure, excluding commercial parking
- Place of worship, excluding revenue-generating space (must be exempt from property taxes)
- Class A office development (min. 20K sq. ft. gfa) within the boundaries of the Downtown Hamilton CIPA – 70% exemption of DCs otherwise payable for the portion below maximum height

Both:

- Heritage buildings – 100% exempt for adaptive reuse within the existing building envelope, excluding sections that are not covered by the Heritage designation
- Downtown Hamilton CIPA exemption (map on page 7) – 40% exemption of DCs otherwise payable for all developments within the boundaries of the Downtown Hamilton CIPA and below maximum height other than Class A office development (cannot be combined/stacked with other DC exemptions)
- Public Art – a dollar for dollar exemption on any remaining DCs payable equal to any amount of contribution by the payer of the DCs to the Downtown Public Art Reserve in an amount not to exceed 10% of the DCs otherwise payable on the height that is within the height restrictions

Please note the majority of these exemptions DO NOT apply to Education DCs.

Please go to <http://map.hamilton.ca/> and select Downtown, BIAs & CIPAs to confirm CIPA and BIA boundaries.

Exemptions (Education DCs: Public & Catholic)

Residential:

- Intensification – Enlargement of an existing dwelling unit; creation of 1 or 2 units to a single detached dwelling, or 1 unit to any other residential building exempted from DCs (subject to gfa restrictions & one-time use)
- Long-term care home, as defined in the *Long-Term Care Homes Act, 2007*
- Retirement home, as defined in the *Retirement Homes Act, 2010*
- Hospice or other facility that provides palliative care services

Non-Residential:

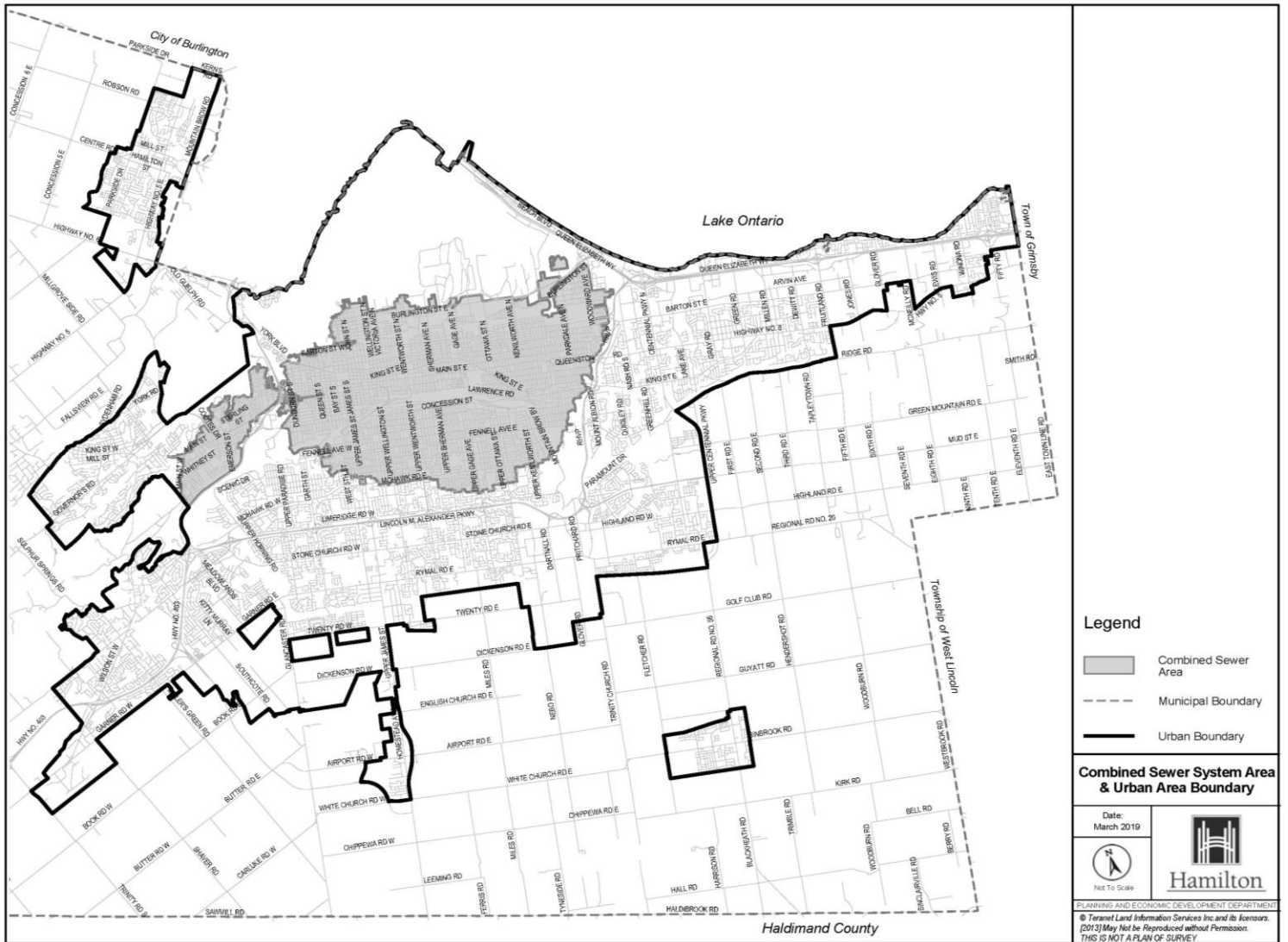
- Public Hospital – Exempt from 100% of DCs if receiving aid under *Public Hospitals Act*
- Place of Worship, churchyard, cemetery, or burial site – 100% exempted (must be exempt from property taxes)
- Non-residential farm buildings – 100% exempted
- Enlargement of existing industrial buildings – Enlargement of up to 50% of existing gfa exempted
- Metrolinx, or a predecessor or successor corporation identified under the *Metrolinx Act, 2006, C. 16*, excluding retail use development
- Private school
- Child care centre, as defined in the *Child Care and Early Years Act, 2014*
- Memorial home, clubhouse or athletic grounds owned by the Royal Canadian Legion
- Lands that are owned by and are used for the purposes of, and where the owner is, a college of applied arts and technology established under the *Ontario Colleges of Applied Arts and Technology Act, 2002, S.O. 2002 c.8* Schedule F or a predecessor statute and the *Ministry of Colleges and Universities Act*, or a predecessor statute
- Lands that are owned by and are used for the purpose of, and where the owner is, a publicly-funded university that receives regular and ongoing operating funds from the Government of Ontario for the purposes of post-secondary education, established under the *Ministry of Colleges and Universities Act*, or a predecessor statute
- The owner is an Indigenous Institute prescribed for the purposes of Section 6 of the *Indigenous Institutes Act, 2017*
- Lands that are owned by and are used for the purpose of a community college

Complaints Procedure:

A person required to pay a DC, or the person's agent, may complain under Section 20 of the DC Act to the Council of the municipality that:

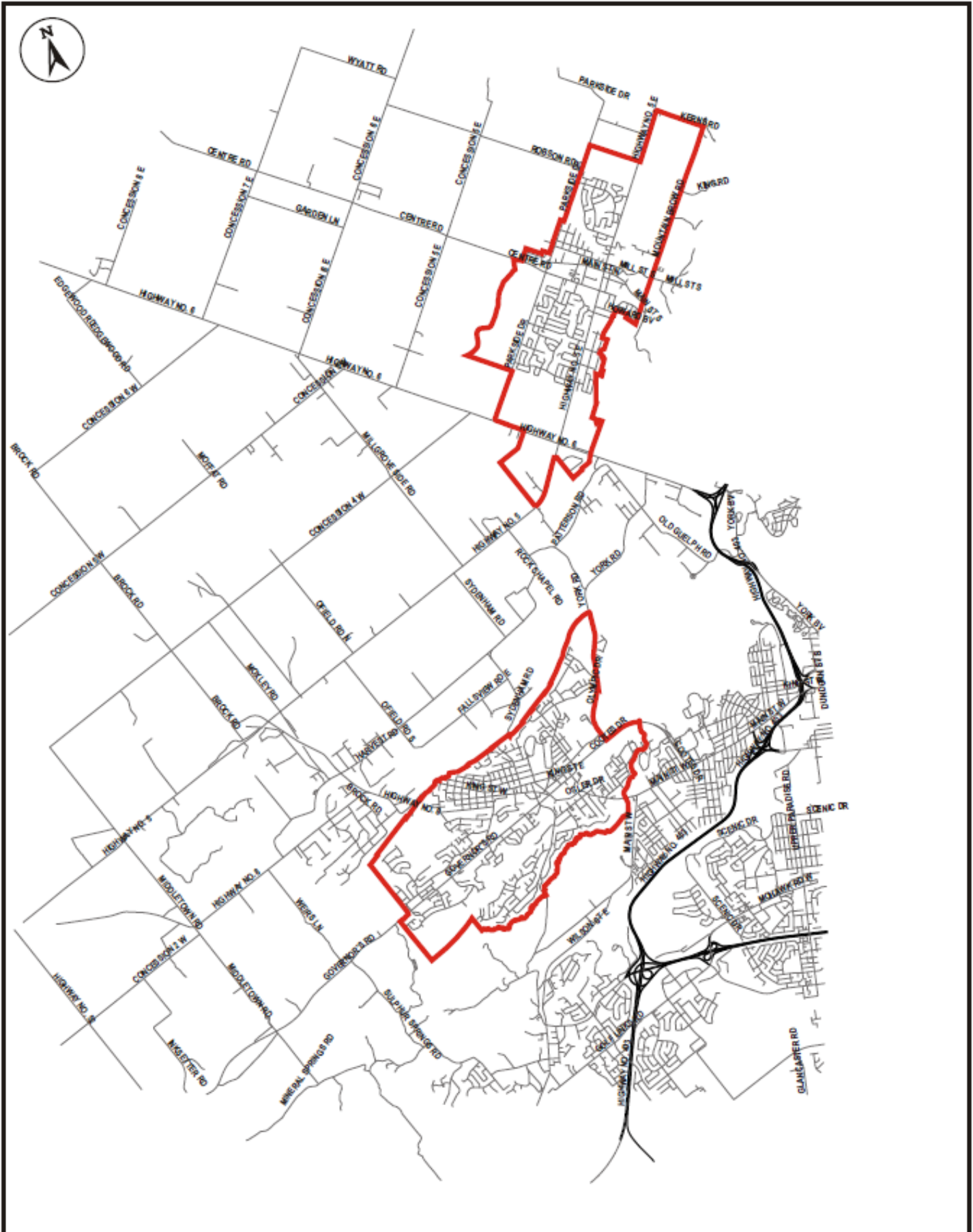
1. the amount of the DC was incorrectly determined;
2. whether a credit is available to be used against the DC, or the amount of the credit or the service with respect to which the credit was given, was incorrectly determined; or
3. there was an error in the application of the DC By-law(s).

The complaint must be made in writing to the City Clerk with a copy to Corporate Services and must identify that it is a Section 20 complaint and include all information required by the DC Act. The complaint may not be made more than 90 days after the DC, or any part of it, is payable.



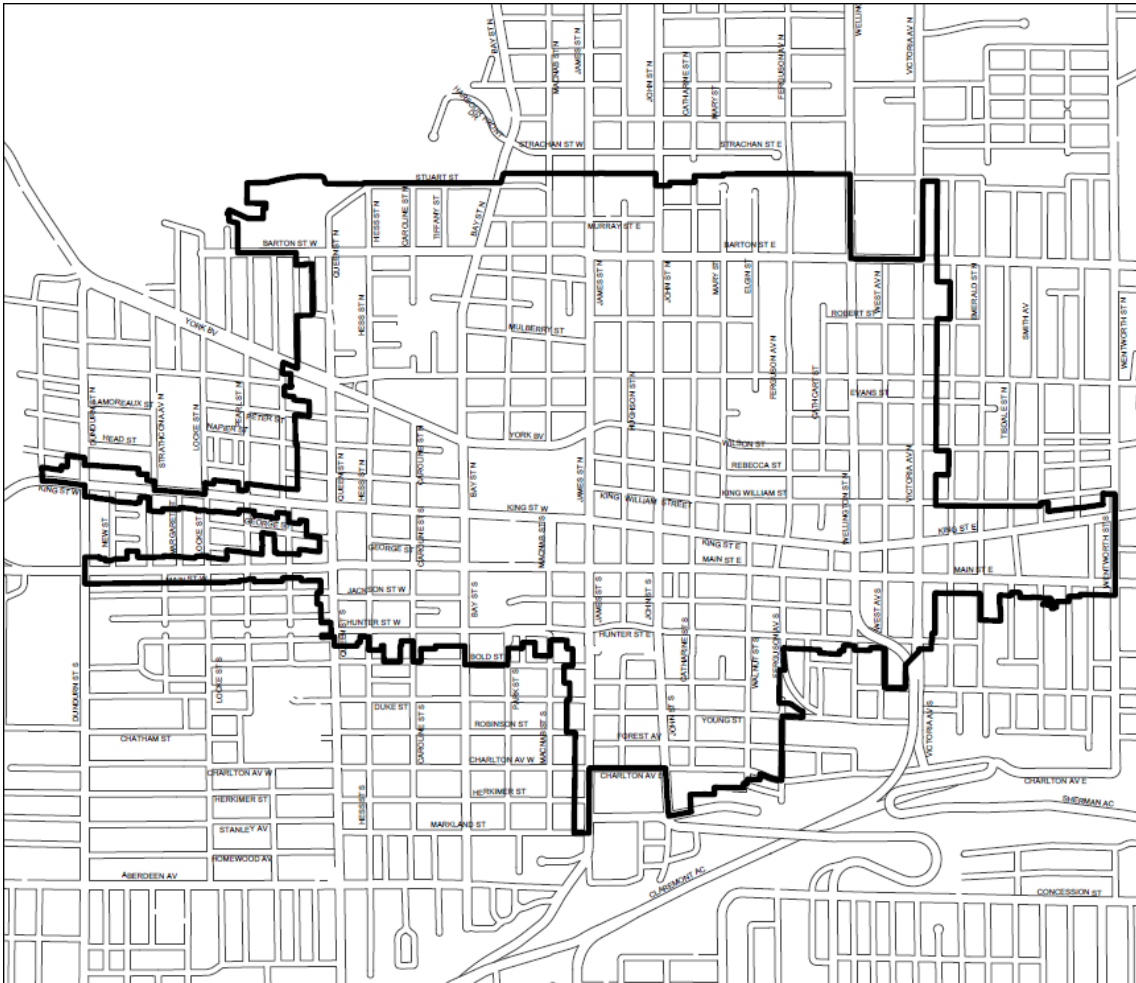
Combined Sewer System Area & Urban Area Boundary Map

Waterdown/Dundas Special Area Charge Map



To request enlarged version of maps, please email DCRequest@hamilton.ca.

Downtown Hamilton CIPA Exemption Borders Map & Downtown Hamilton CIPA Exemption Height Map





Please go to <http://map.hamilton.ca/> and select Downtown, BIAs & CIPAs to confirm boundaries.



CITY OF HAMILTON
Development Charges (DC) Information – Pamphlet
Summary of By-laws 19-142 (as amended) and 11-174 (as amended)

**Rates Effective
September 18, 2022 – July 5, 2023**

Please ensure the effective date of this pamphlet corresponds with your needs.

The information contained within is intended only as a guide. Interested parties should review the approved By-laws.

Purpose of DCs:

The purpose of DCs is to recover the growth-related costs associated with the capital infrastructure needed to service new development and redevelopment within the municipality.

By-Laws for the City of Hamilton:

By-law No. 19-142 (as amended) – City DCs
By-law No. 11-174 (as amended) – GO Transit DCs

Rates shall be indexed on July 6 each year by the percentage change recorded in the average annual Non-Residential Construction Price Index for Toronto produced by Statistics Canada. Table: 18-10-0135-01 (formerly CANSIM 327-0058)

Payment of DCs:

DCs are payable at the time of building permit issuance and are collected by the City of Hamilton Building Department. Pursuant to legislative changes which came into effect as of January 1, 2020, DCs for the following types of developments are eligible to be paid in instalments:

- Rental (6 annual instalments commencing at occupancy)
- Institutional (6 annual instalments commencing at occupancy). This category includes long-term care homes; retirement homes; universities and colleges; memorial homes, clubhouses, or athletic grounds of the Royal Canadian Legion; and hospices.
- Non-Profit Housing (21 annual instalments commencing at occupancy)

The City also offers deferrals for the ERASE Redevelopment Grant Program (ERG), non-residential and apartment developments, subject to availability. Please connect with staff for further details (contact information below).

DC Rate Lock-In:

As per Section 26.2 of the DC Act, the DC rate charged to a development will be based on the application date of a Site Plan Application or a Site-specific Zoning Amendment, if such application is applicable, and only where such application is applied for on or after January 1, 2020 and the related building permit is issued within two years of the approval of the related application. Interest charges will apply. Please connect with staff for further details.

Demolition Credits:

A credit is allowed for demolitions for a period of 5 years from the date of issuance of the demolition permit. The dollar value of the credit is based on the rate in effect at the time of redevelopment and on the exemption status of the demolished/redeveloped building at the time of redevelopment (i.e. no credit if the demolished building is exempt under the current By-Law). Note that the credit for residential demolitions expires 2 years and 5 years from the date of demolition permit issuance for HWDSB (Public) and HWCDSB (Catholic) Education DCs, respectively, non-residential is 5 years.

Transition Policy:

Normally, the DC rate payable is the rate in effect on the day that the building permit is issued. However, where the DC Rate lock-in per Section 26.2 of the DC Act does not apply, the City's policy is that the DC rate payable is the rate in effect on the date that a complete building permit application is received and accepted by the City's Chief Building Officer, provided that the building permit is issued within 6 months of the first rate increase following application. If the building permit is revoked on or after the date of the rate increase, the rates in effect on the date of permit issuance will be payable. Please note: this is not applicable to Education DCs or in cases where the DC Rate Lock-in is applicable.

Credits and Exemptions:

Refer to attached pages for rate highlights as well as exemption and credit policies.

Treasurer's Statement:

The City Treasurer prepares an annual statement regarding the use of DC funds and sets out the balance in each of the DC reserves.

Copies of By-laws and Treasurer's Statement:

Copies of the DC By-laws as well as the Treasurer's statement are available from the Clerk's office on the 1st Floor of City Hall, 71 Main St. W., Hamilton, Ontario L8P 5Y4 and on the City's website.

For further information regarding DCs, contact:

Finance at DCRequest@hamilton.ca (ext. 4400) or Building at 905-546-2720

Please check with City Staff at Parklandrequest@hamilton.ca regarding Parkland Dedication fees which may apply and are separate and distinct from Municipal DCs.

DC Policies approved by City of Hamilton Council do not impact Education DCs which are controlled and set by the HWCDSB and HWDSB.

SERVICE COMPONENT BREAKDOWN EFFECTIVE September 18, 2022 - July 5, 2023

Service	RESIDENTIAL (\$)					NON-RESIDENTIAL (\$) (note a)	
	Single-Detached Dwelling & Semi-Detached Dwelling (per dwelling unit)	Townhouses & Other Multiple Unit Dwellings (per dwelling unit)	Apartments & Stacked Townhouses & Mobile Homes 2-Bedrooms+ (per dwelling unit)	Apartments & Stacked Townhouses & Mobile Homes Bachelor & 1-Bedrooms+ (per dwelling unit)	Residential Facility Dwelling & Lodging House & Garden Suite (per bedroom)	(per sq.ft. of Gross Floor Area)	(per sq. m.)
Municipal Wide "Soft" Services:							
Parkland Development	3,027	2,166	1,772	1,212	978	0.14	1.51
Indoor Recreation Services	5,761	4,123	3,373	2,308	1,861	0.26	2.80
Library Services	1,337	956	783	535	431	1.17	12.59
Growth Studies	472	337	277	189	153	0.24	2.58
Long Term Care	212	152	125	85	69	0.02	0.22
Public Health	3	2	2	1	1	-	-
Child Care and Early Years	18	13	11	7	5	-	-
Housing Services	878	627	514	352	284	-	-
Provincial Offences Act	47	34	27	19	15	0.02	0.22
Total Municipal Wide "Soft" Services	11,755	8,410	6,884	4,708	3,797	1.85	19.91
Municipal Wide "Hard" Services:							
Services Related to a Highway	12,570	8,997	7,361	5,036	4,061	9.40	101.18
Public Works	940	672	550	376	303	0.48	5.17
Police Services	612	438	358	245	197	0.31	3.34
Fire Protection Services	539	387	316	216	174	0.27	2.91
Ambulance Services	173	124	102	69	56	0.02	0.22
Transit Services	2,237	1,602	1,311	897	723	1.14	12.27
Waste Diversion	852	609	498	341	276	0.15	1.61
Total Municipal Wide "Hard" Services	17,923	12,829	10,496	7,180	5,790	11.77	126.69
Total Municipal Wide - "Soft" and "Hard" Services	29,678	21,239	17,380	11,888	9,587	13.62	146.60
Wastewater and Water Services (note b)							
Wastewater Facilities	4,725	3,382	2,767	1,893	1,527	2.28	24.54
Wastewater Linear Services	6,321	4,525	3,701	2,532	2,041	3.04	32.72
Water Services	5,564	3,983	3,259	2,230	1,798	2.67	28.74
Stormwater Services - Combined Sewer System							
Stormwater Drainage and Control Services (note c)	4,608	3,298	2,699	1,846	1,488	-	-
Stormwater Services - Separated Sewer System							
Stormwater Drainage and Control Services (note c)	12,212	8,741	7,152	4,892	3,946	2.52	27.13
Total Urban Services - Combined Sewer System	21,218	15,188	12,426	8,501	6,854	7.99	86.00
Total Urban Services - Separated Sewer System	28,822	20,631	16,879	11,547	9,312	10.51	113.13
CITY DC TOTAL - COMBINED SEWER SYSTEM	50,896	36,427	29,806	20,389	16,441	21.61	232.61
CITY DC TOTAL - SEPARATED SEWER SYSTEM	58,500	41,870	34,259	23,435	18,899	24.13	259.73
Other Development Charges							
Go Transit (City-Wide)	307	220	190	127	100	-	-
Education - HWDSB (Public - note d)	1,573	1,573	1,573	1,573	1,573	0.47	5.06
Education - HWDCSB (Catholic - note d)	1,101	1,101	1,101	1,101	1,101	0.35	3.77
TOTAL BEFORE SPECIAL AREA CHARGES - COMBINED SEWER SYSTEM	53,877	39,321	32,670	23,190	19,215	22.43	241.43
TOTAL BEFORE SPECIAL AREA CHARGES - SEPARATED SEWER SYSTEM	61,481	44,764	37,123	26,236	21,673	24.95	268.56
Special Area Charges							
Dundas/Waterdown (note e)	1,971	1,410	1,154	789	637	1.04	11.19
GRAND TOTAL AFTER SPECIAL AREA CHARGES - COMBINED SEWER SYSTEM	55,848	40,731	33,824	23,979	19,852	23.47	252.63
GRAND TOTAL AFTER SPECIAL AREA CHARGES - SEPARATED SEWER SYSTEM	63,452	46,174	38,277	27,025	22,310	25.99	279.75

Notes:

<p>a) There are 2 categories of Non-Residential charges – “Industrial” and “Non-Industrial” as defined in the By-law. See Page 3 for applicable rates.</p> <p>b) Charges applicable to developments outside of the urban area shall be determined with regards to the Urban services required or used.</p> <p>c) Charges related to Stormwater services are differentiated within the geographic location of the development between Combined Sewer System Area and Separated Sewer System Area (identified on Page 5) and shall be determined with regards to the Area-Specific DC calculation for Stormwater services.</p>	<p>d) Education DCs are controlled and set by the respective education boards and collected by the City on their behalf. DC Policies approved by the City of Hamilton do not impact these charges. Full list of exemptions for Education DCs can be found on Page 4.</p> <p>e) Land affected by the Dundas & Waterdown Special Area Charge can be found on Page 6. This charge is not subject to annual indexing.</p>
--	---

Non-Residential Rates:

Industrial

The City's per square foot charge for industrial development has been discounted from the full non-residential rates to reduced industrial rates shown as follows:

(Per Sq. Ft. of Gross Floor Area)	Reduced Industrial Rate	Full Non-Residential Rate
Combined Sewer System	\$12.86	\$21.61
Separated Sewer System	\$14.39	\$24.13

For expansions of existing industrial developments, enlargement up to 50% of existing gross floor area (gfa): exempt; any amount over 50% of existing gross floor area will pay the industrial rate in effect

Non-Industrial (Commercial/Institutional)

The rates for new non-industrial developments within a CIPA or BIA and new office development (medical clinic excluded) is phased as follows, between September 18, 2022 – July 5, 2023:

(Per Sq. Ft. of Gross Floor Area)	1st 5,000 square feet (50% of charge in effect)	2nd 5,000 square feet (75% of charge in effect)	10,000+ square feet (100% of charge in effect)
Combined Sewer System	\$10.81	\$16.21	\$21.61
Separated Sewer System	\$12.07	\$18.10	\$24.13

For expansions of office development (medical clinic excluded) already in existence as of June 13, 2019, which did not previously receive the new non-industrial rates, the following City rates apply:

- 1st 5,000 square feet of expansion: exempt
- any amount over 5,000 square feet: \$21.61 per square foot with Combined Sewer System Area;
\$24.13 per square foot with Separated Sewer System Area

For all other non-industrial development, the calculated set of rates \$21.61 and \$24.13 per square foot are applied to Combined Sewer System Area and Separated Sewer System Area respectively.

The above exemptions/deductions DO NOT apply to Education DCs and Special Area Charges.

Exemptions (City of Hamilton and GO Transit DCs):

Residential:

- Affordable Housing as defined in the By-laws
- Intensification of existing residential buildings – Enlargement of a dwelling unit, and addition of up to 2 units to a single detached dwelling, the greater of 1 unit or 1% of existing units to a rental building, or 1 unit to any other residential buildings, including the addition of residential dwelling structures ancillary to dwellings, are exempted from DCs (subject to gfa restrictions & one-time use; applicable to the smallest dwelling unit)
- Intensification of proposed new residential buildings – Addition of a secondary dwelling unit to single detached, semi-detached, and row dwellings, including the addition of residential dwelling structures ancillary to these types of dwellings (subject to one-time use; ancillary dwelling structures are subject to gfa restrictions)
- Redevelopment of an existing residential for use of creating more residential facilities within the existing building envelope is exempt from 50% of DCs otherwise payable (credit for 100% of previous residential facility use)

Non-Residential:

- Agricultural use (bona fide farming/agricultural uses – farm business registration number required, see City DC By-law for further details)
- A temporary building or structure, subject to Section 28 of the City DC By-law
- Parking structure, excluding commercial parking
- Place of worship, excluding revenue-generating space (must be exempt from property taxes)
- Class A office development (min. 20K sq. ft. gfa) within the boundaries of the Downtown Hamilton CIPA – 70% exemption of DCs otherwise payable for the portion below maximum height

Both:

- Heritage buildings – 100% exempt for adaptive reuse within the existing building envelope, excluding sections that are not covered by the Heritage designation
- Downtown Hamilton CIPA exemption (map on page 7) – 40% exemption of DCs otherwise payable for all developments within the boundaries of the Downtown Hamilton CIPA and below maximum height other than Class A office development (cannot be combined/stacked with other DC exemptions)
- Public Art – a dollar for dollar exemption on any remaining DCs payable equal to any amount of contribution by the payer of the DCs to the Downtown Public Art Reserve in an amount not to exceed 10% of the DCs otherwise payable on the height that is within the height restrictions

Please note the majority of these exemptions DO NOT apply to Education DCs.

Please go to <http://map.hamilton.ca/> and select Downtown, BIAs & CIPAs to confirm CIPA and BIA boundaries.

Exemptions (Education DCs: Public & Catholic)

Residential:

- Intensification – Enlargement of an existing dwelling unit; creation of 1 or 2 units to a single detached dwelling, or 1 unit to any other residential building exempted from DCs (subject to gfa restrictions & one-time use)
- Long-term care home, as defined in the *Long-Term Care Homes Act, 2007*
- Retirement home, as defined in the *Retirement Homes Act, 2010*
- Hospice or other facility that provides palliative care services

Non-Residential:

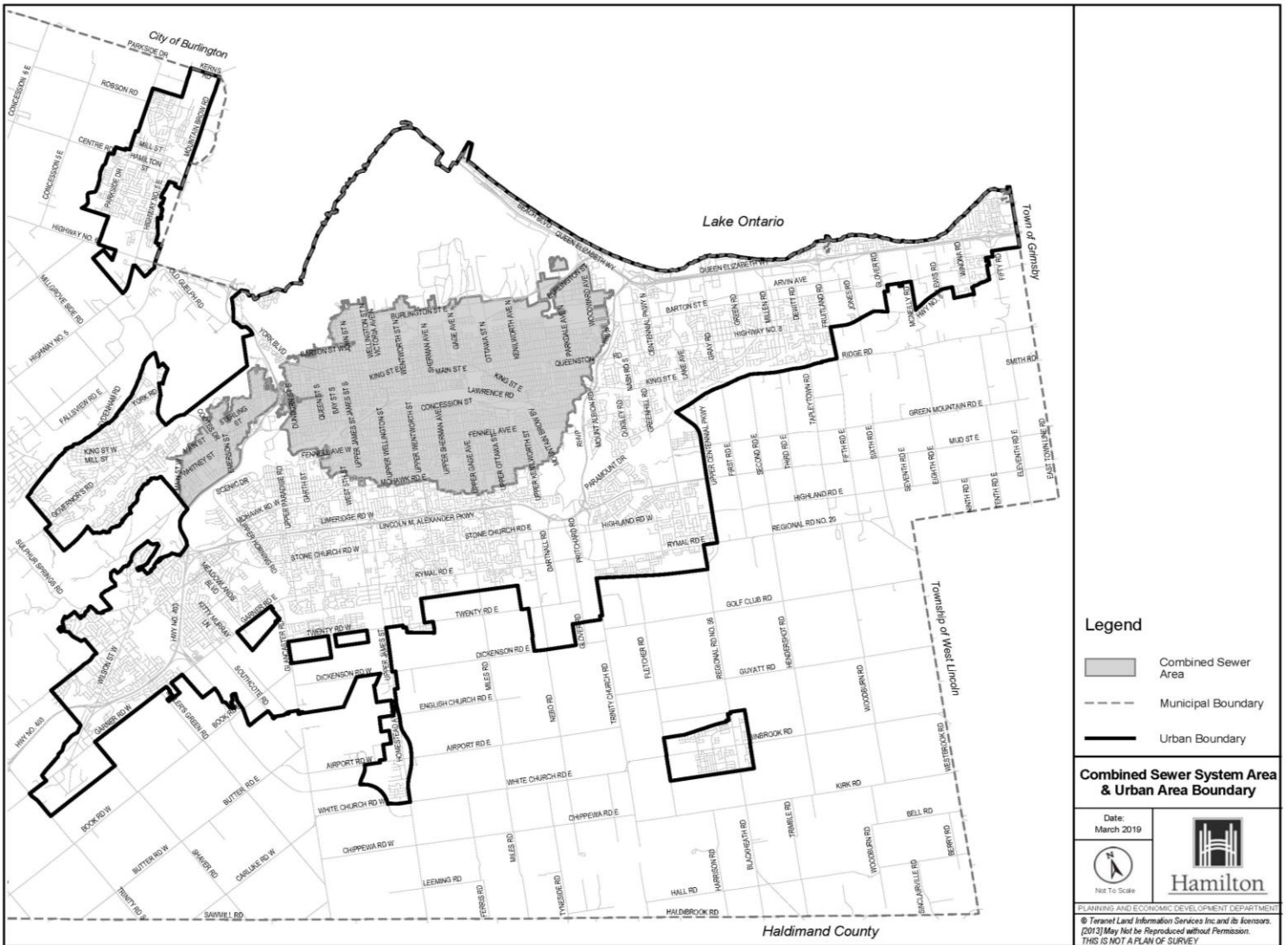
- Public Hospital – Exempt from 100% of DCs if receiving aid under *Public Hospitals Act*
- Place of Worship, churchyard, cemetery, or burial site – 100% exempted (must be exempt from property taxes)
- Non-residential farm buildings – 100% exempted
- Enlargement of existing industrial buildings – Enlargement of up to 50% of existing gfa exempted
- Metrolinx, or a predecessor or successor corporation identified under the *Metrolinx Act, 2006, C. 16*, excluding retail use development
- Private school
- Child care centre, as defined in the *Child Care and Early Years Act, 2014*
- Memorial home, clubhouse or athletic grounds owned by the Royal Canadian Legion
- Lands that are owned by and are used for the purposes of, and where the owner is, a college of applied arts and technology established under the *Ontario Colleges of Applied Arts and Technology Act, 2002, S.O. 2002 c.8* Schedule F or a predecessor statute and the *Ministry of Colleges and Universities Act*, or a predecessor statute
- Lands that are owned by and are used for the purpose of, and where the owner is, a publicly-funded university that receives regular and ongoing operating funds from the Government of Ontario for the purposes of post-secondary education, established under the *Ministry of Colleges and Universities Act*, or a predecessor statute
- The owner is an Indigenous Institute prescribed for the purposes of Section 6 of the *Indigenous Institutes Act, 2017*
- Lands that are owned by and are used for the purpose of a community college

Complaints Procedure:

A person required to pay a DC, or the person's agent, may complain under Section 20 of the DC Act to the Council of the municipality that:

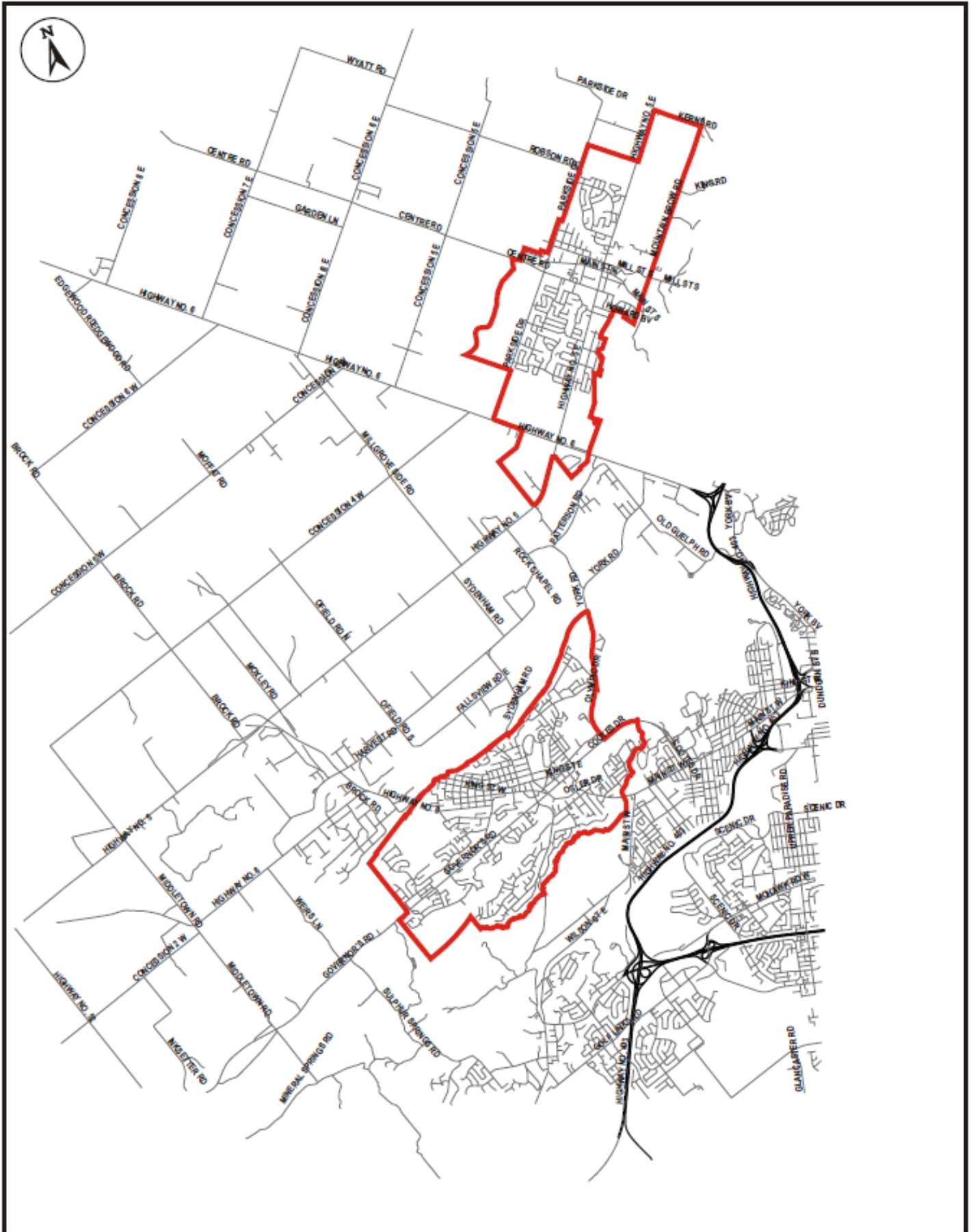
1. the amount of the DC was incorrectly determined;
2. whether a credit is available to be used against the DC, or the amount of the credit or the service with respect to which the credit was given, was incorrectly determined; or
3. there was an error in the application of the DC By-law(s).

The complaint must be made in writing to the City Clerk with a copy to Corporate Services and must identify that it is a Section 20 complaint and include all information required by the DC Act. The complaint may not be made more than 90 days after the DC, or any part of it, is payable.



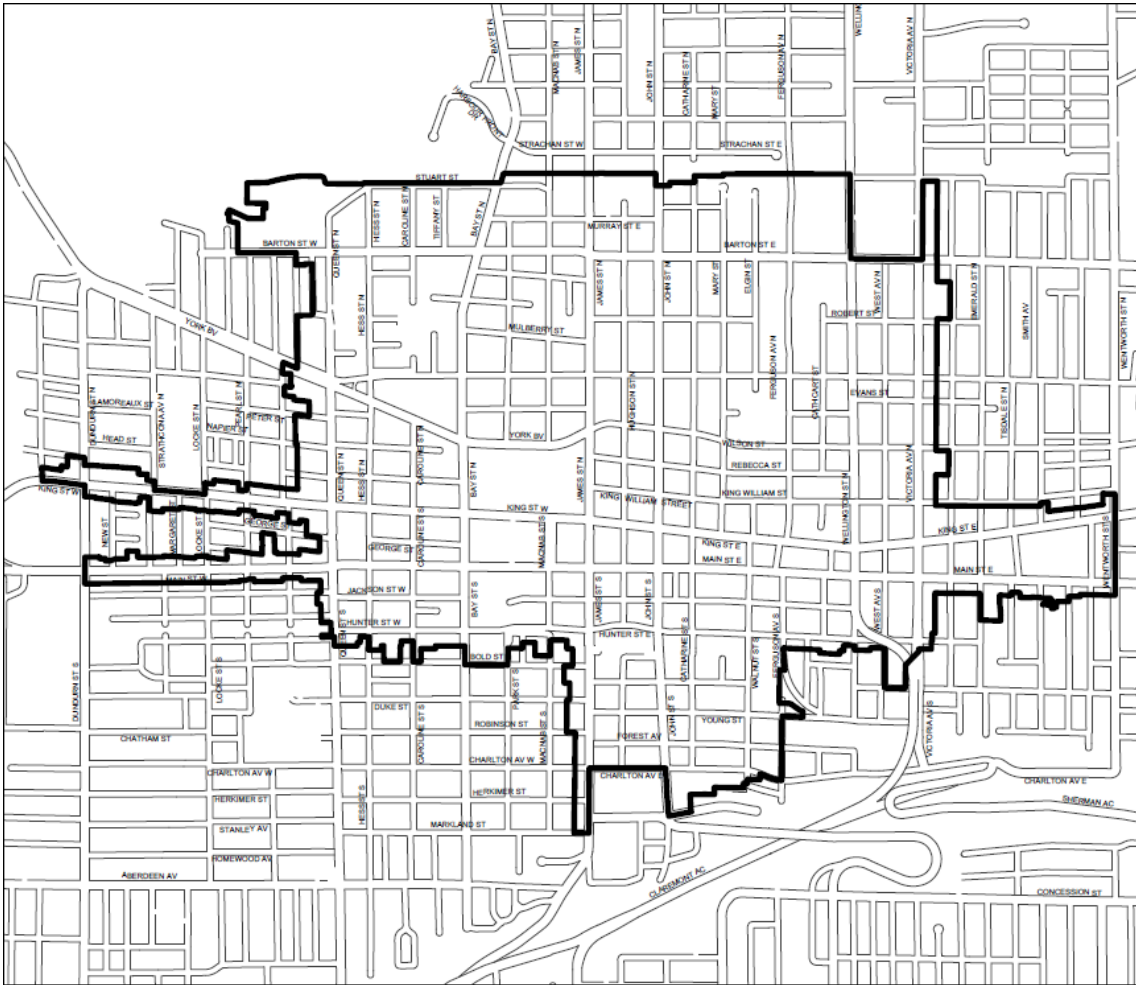
Combined Sewer System Area & Urban Area Boundary Map

Waterdown/Dundas Special Area Charge Map



To request enlarged version of maps, please email DCRequest@hamilton.ca.

Downtown Hamilton CIPA Exemption Borders Map & Downtown Hamilton CIPA Exemption Height Map





Please go to <http://map.hamilton.ca/> and select Downtown, BIAs & CIPAs to confirm boundaries.



CITY OF HAMILTON
CORPORATE SERVICES DEPARTMENT
Financial Planning, Administration and Policy Division

TO:	Chair and Members Audit, Finance and Administration Committee
COMMITTEE DATE:	May 19, 2022
SUBJECT/REPORT NO:	Development Charges Reserves Status Report as of December 31, 2021 (FCS22040) (City Wide)
WARD(S) AFFECTED:	City Wide
PREPARED BY:	Shivon Azwim (905) 546-2424 Ext. 2790
SUBMITTED BY:	Mike Zegarac General Manager, Finance and Corporate Services Corporate Services Department
SIGNATURE:	

RECOMMENDATION(S)

- (a) That Report FCS22040, "Development Charges Reserves Status Report as of December 31, 2021", be received and made available to the public;
- (b) That Report FCS22040, "Development Charges Reserves Status Report as of December 31, 2021", be forwarded, if requested, to the Ministry of Municipal Affairs and Housing.

EXECUTIVE SUMMARY

As per the requirements of the *Development Charges Act, 1997*, as amended (DC Act), an annual report of Development Charge (DC) reserves activity must be provided to Council. The DC Reserves Status Report is the "Treasurer's Statement" as outlined in the DC Act, as amended, which must be made available to the public and forwarded to the Ministry of Municipal Affairs and Housing, at their request.

The accounting balance of the DC Reserves as of December 21, 2021 is \$373.59 M, which has increased by \$88.18 M since 2020. The increase is primarily due to in-year collections exceeding in-year capital financing. The balance of \$373.59 M reflects Public Sector Accounting Board (PSAB) standards which requires that any DC funds remain in (or are returned to) the DC reserves until the eligible capital project has expended the funds. A summary is provided in Table 1 and details by DC Service are provided in Appendix "A" to Report FCS22040.

OUR Vision: To be the best place to raise a child and age successfully.

OUR Mission: To provide high quality cost conscious public services that contribute to a healthy, safe and prosperous community, in a sustainable manner.

OUR Culture: Collective Ownership, Steadfast Integrity, Courageous Change, Sensational Service, Engaged Empowered Employees.

**SUBJECT: Development Charges Reserves Status Report as of
December 31, 2021 (FCS22040) (City Wide) – Page 2 of 8**

There are a few DC services in Appendix “A” to Report FCS22040 which have negative balances. Per the City’s Development Charges Reserve Policy (Report FCS13035), as long as the consolidated balance remains in excess of the outstanding DC Deferral Agreements (2021 - \$25.91 M), service specific DC Reserves may incur a negative balance with staff working on financing strategies to remedy said negative balance for the future. Municipalities require most growth infrastructure to be constructed prior to the development being completed (e.g. subdivision, industrial park) and, therefore, expenditures precede the collection of DCs. Significant negative balances can usually be mitigated by financing large projects over longer periods of time through debt financing.

If all approved direct capital funding were allocated to the approved projects totalling \$129.97 M and approved debt funding were to be cash funded from the DC reserves totalling \$369.67 M, the 2021 DC reserves adjusted balance would be in a deficit balance of \$126.05 M which represents an increase of \$55.24 M from 2020. A summary is provided in Table 2.

Alternatives for Consideration – Not Applicable

FINANCIAL – STAFFING – LEGAL IMPLICATIONS

Financial: The consolidated DC reserve balance in 2021 reflects the application of PSAB reporting requirements for obligatory reserve funds whereby funds collected remain in the DC reserves and are not transferred to capital projects until expenditures are incurred. The year-end consolidated DC reserve balance is \$373.59 M, as outlined in Appendix “A” to Report FCS22040. Summary information on the DC reserves is provided in Tables 1 and 2.

Staffing: None.

Legal: The DC Act, requires the Treasurer to report annually on the opening and closing balances of the DC reserve funds and the transactions related to the funds. Report FCS22040 addresses this legal requirement.

HISTORICAL BACKGROUND

As per the requirements of the DC Act, an annual report of DC reserves activity must be provided to Council. The DC Reserves Status Report is the “Treasurer’s Statement” as outlined in the DC Act, which must be made available to the public and forwarded to the Ministry of Municipal Affairs and Housing, at their request.

Appendix “A” to Report FCS22040 summarizes the 2021 activity for each DC reserve. The DC revenues were collected through authorization of Municipal DC By-law 19-142,

OUR Vision: To be the best place to raise a child and age successfully.

OUR Mission: To provide high quality cost conscious public services that contribute to a healthy, safe and prosperous community, in a sustainable manner.

OUR Culture: Collective Ownership, Steadfast Integrity, Courageous Change, Sensational Service, Engaged Empowered Employees.

**SUBJECT: Development Charges Reserves Status Report as of
December 31, 2021 (FCS22040) (City Wide) – Page 3 of 8**

as amended, which was passed by Council in June 2019 and was amended in March 2021. Collections under DC By-laws are deposited into DC reserves.

Appendix “B” to Report FCS22040 provides a summary of the development charge funding to capital projects and Appendix “C” to Report FCS22040 provides a summary of the development charge funding to capital projects by reserve.

City By-law 11-174 – GO Transit Development Charges will remain in effect. The Province passed amending Ontario Regulation 528/06 on December 19, 2019, which permits municipalities to collect GO Transit charges until December 31, 2022. During the extension period, the Ministry of Transportation is to undertake a broader review of the framework governing municipal contributions to GO Transit. To date, the City has not received communications regarding the future of GO Transit as it relates to DC collections.

POLICY IMPLICATIONS AND LEGISLATED REQUIREMENTS

The DC Reserves Status Report is the “Treasurer’s Statement” as required in Section 43 of the DC Act, which must be made available to the public and sent to the Ministry of Municipal Affairs and Housing, if requested.

Hamilton Conservation Authority (HCA)

The Region of Halton DC By-law for 2012 was appealed by the Hamilton-Halton Home Builders’ Association (HHHBA) on the grounds that the Region of Halton did not have the authority to include conservation authority capital costs in its DC By-law. The Ontario Municipal Board, now the Local Planning Appeal Tribunal (LPAT), rendered a decision of the HHHBA’s appeal to the Region of Halton and the decision allowed HHHBA’s appeal. This issue was also appealed by HHHBA on the same grounds for the 2014 City of Hamilton DC By-law. Refunds of HCA DCs collected by the City will be issued from the HCA DC Reserves once the settlement minutes have been executed by all parties. Once all refunds are complete, the HCA DC Reserves will be submitted for closure.

RELEVANT CONSULTATION

Staff from the City’s Planning and Economic Development Department confirmed that the City is in compliance with s.s. 59.1(1) of the DC Act, as amended, which states that a “municipality shall not impose, directly or indirectly, a charge related to a development or a requirement to construct a service related to development, except as permitted by this Act or another Act”.

ANALYSIS AND RATIONALE FOR RECOMMENDATION(S)

OUR Vision: To be the best place to raise a child and age successfully.

OUR Mission: To provide high quality cost conscious public services that contribute to a healthy, safe and prosperous community, in a sustainable manner.

OUR Culture: Collective Ownership, Steadfast Integrity, Courageous Change, Sensational Service, Engaged Empowered Employees.

**SUBJECT: Development Charges Reserves Status Report as of
December 31, 2021 (FCS22040) (City Wide) – Page 4 of 8**

As per the requirements of the DC Act, an annual report of DC reserves activity must be provided to Council. The report must be made available to the public and provided to the Minister of Municipal Affairs and Housing, if requested.

Appendices “A”, “B”, “C” and “E” to Report FCS22040 contain the financial information required to meet the disclosure requirements as set out in Section 43 of the DC Act, as amended. Appendix “D” to Report FCS22040 is provided in addition to the legislated requirements as described below.

In addition to disclosing financial information, a municipality is required to confirm compliance with s.s. 59.1(1) of the DC Act, as amended, which states that a “municipality shall not impose, directly or indirectly, a charge related to a development or a requirement to construct a service related to development, except as permitted by this Act or another Act”. The City of Hamilton is in compliance with this requirement.

The 2021 year-end consolidated DC reserve balance is \$373.59 M, as outlined in Appendix “A” to Report FCS22040.

The DC reserves balance as at December 31, 2021 reflects the application of PSAB reporting requirements for obligatory reserve funds.

The PSAB reporting requirements require the City to only recognize DC revenue in capital projects once the expenses have been incurred. Therefore, the DC reserve balances are based on actual expenses, to date, and not the Council approved budgeted amounts. Table 2 shows the adjusted DC reserve balances if all Council approved budgeted amounts were to be cash funded.

Since project funding from DC reserves can only be allocated to capital projects after the expenses have been incurred, there is often a timing difference between when current budget contribution, other source funding and DC funding are allocated to the projects. For this reason, the current year funding to each project often does not reflect the funding ratios identified in the DC background studies. Staff included Appendix “D” to Report FCS22040 to show the DC funded projects closed in the year and their final revenue funding from all sources. Appendix “D” to Report FCS22040 includes closed projects from October 1, 2020 to September 30, 2021. The projects closed during the period October 1, 2021 to December 31, 2021 have not yet been approved by Council as of the date of Report FCS22040. As such, the closed projects from October 1, 2021 to December 31, 2021 will be included on next year’s Development Charges Reserves Status Report.

There are a few DC services in Appendix “A” to Report FCS22040 which have negative balances. This occurs either because (1) capital infrastructure has been developed at a pace which exceeds the actual growth realized or (2) expenses for growth related studies must be incurred prior to the growth occurring and debt financing is not an

OUR Vision: To be the best place to raise a child and age successfully.

OUR Mission: To provide high quality cost conscious public services that contribute to a healthy, safe and prosperous community, in a sustainable manner.

OUR Culture: Collective Ownership, Steadfast Integrity, Courageous Change, Sensational Service, Engaged Empowered Employees.

**SUBJECT: Development Charges Reserves Status Report as of
December 31, 2021 (FCS22040) (City Wide) – Page 5 of 8**

option. Where debt financing is an option, it would have been possible to avoid the negative balances but that would have resulted in additional debt financing costs which would ultimately be passed on to the developer through the calculation of the DC.

DC reserves are permitted to borrow from each other and, therefore, a negative balance in one service can be offset with a surplus balance in another service. In order to minimize the overall debt financing costs to be charged through the calculation of the DC, it is prudent to allow DC services to go into a deficit position with a controlled plan for the overall forecast for each service.

Table 1 provides a continuity of DC Reserves with a summary of inflows and outflows in 2021 resulting in a consolidated PSAB balance of \$373.59 M at December 31, 2021.

Table 1 - DC Reserves Continuity (\$Millions)

Balance as of January 1, 2021		\$ 285.42
Funding Inflows		
Interest	\$	6.08
Collections	\$	114.79
DC Exemption Funding	\$	35.22
Other Transfers	\$	0.14
Internal Borrowing Repayment	\$	5.48
Subtotal of Inflows	\$	161.71
Funding Outflows		
External Debt Payments	\$	9.54
Direct Capital Funding	\$	63.99
Subtotal of Outflows	\$	73.53
Balance as of December 31, 2021		<u>\$ 373.59</u>

Note: Differences may exist due to rounding

DC collections in 2021 totalled \$114.79 M, a \$3.61 M increase compared to 2020. Residential DC collections increased to \$104.58 M in 2021 from \$79.72 M in 2020 and non-residential DC collections decreased to \$10.21 M in 2021 from \$31.46 M in 2020. Collections reflect higher residential development, as well as, fewer large scale non-residential developments in 2021 compared to 2020.

Any DC exemptions authorized by Council through DC By-law 19-142 (e.g. reduced industrial rate) or through a Council meeting (i.e. exemptions for non-profits) are required to be recovered through other sources. Council has approved amounts in the

OUR Vision: To be the best place to raise a child and age successfully.

OUR Mission: To provide high quality cost conscious public services that contribute to a healthy, safe and prosperous community, in a sustainable manner.

OUR Culture: Collective Ownership, Steadfast Integrity, Courageous Change, Sensational Service, Engaged Empowered Employees.

**SUBJECT: Development Charges Reserves Status Report as of
December 31, 2021 (FCS22040) (City Wide) – Page 6 of 8**

Rates and Tax Capital Budgets to enable staff to recover a portion of these exemptions. A nine-year (2013-2021) summary of the exemptions is included as Appendix “E” to Report FCS22040. Appendix “E” to Report FCS22040 shows that the total exemptions provided in 2021 has slightly decreased by \$1.90 M from \$41.31 M in 2020 to \$39.41 M in 2021.

The City’s backlog of unfunded DC exemptions is highlighted in Appendix “E” to Report FCS22040, as of December 31, 2021. The City has \$66.84 M in unfunded discretionary DC exemptions. Through Report FCS21070(b), Council approved the transfer of \$12.9 M from the 2021 year-end surplus to fund 2021 discretionary exemptions. The Capital Financing Plan presented through Report FCS21096 has been updated with a strategy to address the remaining funding shortfall in historical discretionary Development Charges (DC) exemptions.

Beginning in 2023, the Capital Financing Plan incorporates an additional \$6.5 M per year over an eight-year period (ending in 2030) as dedicated funding for DC exemptions. Reductions in the discretionary exemptions provided through the approval of DC By-law 19-142 and increases in the annual budgeted funding will move towards the in-year budgeted exemption funding balancing to the in-year exemptions provided. It will take time to see the effect of the revised discretionary exemption policies.

The reason that it will take time to see the effects of reduced exemption policies is due to (1) the City’s transition policy which states the DC rate payable is the rate in effect on the date that a complete building permit application is received and accepted by the City, provided that the building permit is issued within six months of the DC rate increase following the application and (2) changes to the legislation by the Province. As of January 1, 2020, DC rates and exemptions applicable to a development are based on the complete application date of a Site Plan Application or a Site-specific Zoning Amendment, only where such application is applied for on or after January 1, 2020 and where the building permit is issued within two years following the approval of said application. This rate freeze has been legislated by the Province and is found within section 26.2 of the DC Act.

While interest is applicable to the locked-in DC rated from the date of the related planning application to the date of building permit issuance, it means that the Downtown Hamilton CIPA exemption, in effect at planning application date, will continue to apply potentially years later when the building permit is issued. Therefore, this legislated change will further increase the amount of time to balance in-year budgeted DC exemption funding with in-year exemptions provided.

Additionally, if all approved direct capital funding were allocated to the approved projects of \$129.97 M and approved debt funding were to be cash funded from the DC reserves of \$369.67 M, the 2021 DC reserves adjusted balance would be a deficit

OUR Vision: To be the best place to raise a child and age successfully.

OUR Mission: To provide high quality cost conscious public services that contribute to a healthy, safe and prosperous community, in a sustainable manner.

OUR Culture: Collective Ownership, Steadfast Integrity, Courageous Change, Sensational Service, Engaged Empowered Employees.

**SUBJECT: Development Charges Reserves Status Report as of
December 31, 2021 (FCS22040) (City Wide) – Page 7 of 8**

balance of \$126.05 M which represents an increase of \$55.24 M from 2020. A summary is provided in Table 2.

Table 2 provides the accounting DC reserve balance at December 31, 2021, the approved funding that has not yet been transferred to projects, the debt funding that has not yet been incurred and the adjusted DC reserve balances.

Of note, the funding commitments (including debt) are only included in the Capital Budgets to the extent that current (and future) DC collections can be expected to fund the commitments. Should development activity vary from the existing development forecasts, staff would ensure that future years' collections can meet existing commitments or undertake a review to determine which growth projects can be deferred.

DC Service	Dec. 31/21 Balance (\$)	Adjustments		Adjusted Balance (\$)
		Direct Capital Funding (\$)	DC Debt (\$)	
Water Services	63,742,809	(32,836,203)	(62,633,000)	(31,726,395)
Wastewater Services	101,530,887	(1,439,351)	(17,193,000)	82,898,536
LinearWastewater	34,990,463	(12,621,194)	(137,969,285)	(115,600,017)
Storm Water Drainage	43,986,221	(30,402,106)	(25,310,000)	(11,725,885)
Roads	51,690,154	(32,155,249)	(34,479,940)	(14,945,035)
Public Wks&Roll Stock	6,331,393	(308,694)	-	6,022,699
Transit Services	7,428,023	(1,079,347)	(39,460,000)	(33,111,324)
Airport	4,767,296	-	-	4,767,296
Fire Protection	4,133,015	(584,915)	(8,773,000)	(5,224,900)
Police Services	3,165,093	(43,520)	(11,000,000)	(7,878,426)
Ambulance Services	(88,548)	-	(243,000)	(331,548)
Outdoor Recreation	616,995	(3,043,008)	(8,100,000)	(10,526,012)
Indoor Recreation	19,552,913	(8,084,578)	(6,219,500)	5,248,835
Library Services	3,274,665	-	(5,310,500)	(2,035,835)
Admin Studies	(3,576,154)	(5,536,456)	(90,000)	(9,202,610)
Burlington Roads SAC	5,343,950	-	(10,760,000)	(5,416,050)
Homes for Aged	6,745,954	(1,743,152)	-	5,002,803
Health	861,412	-	-	861,412
Social&Child	936,163	-	-	936,163
Housing	11,784,390	-	-	11,784,390
Parking	7,842,576	-	-	7,842,576
Provincial Offences Act	(93,308)	-	-	(93,308)
Hamilton Conservation Authority	247,379	-	-	247,379
Waste Diversion	3,565,817	(95,347)	(2,124,000)	1,346,470
Dundas/Waterdown SAC	(5,251,300)	-	-	(5,251,300)
Go Transit	62,455	-	-	62,455
TOTAL	373,590,713	(129,973,119)	(369,665,225)	(126,047,631)

Note: The DC Reserve Policy (Report FCS13035) permits the General Manager of Finance and Corporate Services to change approved DC funding from debt funded to reserve funded in order to maintain the sustainability of the DC reserves. Table 2 reflects current estimates under this authority by showing some reserve funding from the rates (water, linear wastewater, storm water) reserves. Differences may exist due to rounding.

OUR Vision: To be the best place to raise a child and age successfully.

OUR Mission: To provide high quality cost conscious public services that contribute to a healthy, safe and prosperous community, in a sustainable manner.

OUR Culture: Collective Ownership, Steadfast Integrity, Courageous Change, Sensational Service, Engaged Empowered Employees.

**SUBJECT: Development Charges Reserves Status Report as of
December 31, 2021 (FCS22040) (City Wide) – Page 8 of 8**

ALTERNATIVES FOR CONSIDERATION

Not applicable.

ALIGNMENT TO THE 2016 – 2025 STRATEGIC PLAN

Community Engagement and Participation

Hamilton has an open, transparent and accessible approach to City government that engages with and empowers all citizens to be involved in their community

Economic Prosperity and Growth

Hamilton has a prosperous and diverse local economy where people have opportunities to grow and develop.

Built Environment and Infrastructure

Hamilton is supported by state-of-the-art infrastructure, transportation options, buildings and public spaces that create a dynamic City.

Our People and Performance

Hamiltonians have a high level of trust and confidence in their City government.

APPENDICES AND SCHEDULES ATTACHED

Appendix “A” to Report FCS22040 – Development Charges Reserve Funds for the period of January 1, 2021 to December 31, 2021

Appendix “B” to Report FCS22040 – Development Charges Funded Projects for the year ended December 31, 2021

Appendix “C” to Report FCS22040 – Development Charges Project Funding by Reserve, December 31, 2021

Appendix “D” to Report FCS22040 – Development Charges Capital Projects’ Closing Summary for the year ended December 31, 2021

Appendix “E” to Report FCS22040 – Nine Year Development Charges Exemption Summary, Nine Year History

OUR Vision: To be the best place to raise a child and age successfully.

OUR Mission: To provide high quality cost conscious public services that contribute to a healthy, safe and prosperous community, in a sustainable manner.

OUR Culture: Collective Ownership, Steadfast Integrity, Courageous Change, Sensational Service, Engaged Empowered Employees.

CITY OF HAMILTON
Development Charges Reserve Funds
For the period of January 1, 2021 to December 31, 2021

Positive values indicate a cash balance, negative values indicate deficit balances or withdrawals

	Service	Balance as at	Interest	Collections	External Debt	Other Transfers	Capital	Balance as at
		Jan 1/21				Note 1	Financing	Dec 31/21
		\$	\$	\$	\$	\$	\$	\$
	Water Services	50,595,802	1,079,969	10,306,729	(61,954)	4,156,273	(2,334,010)	63,742,809
	Wastewater Services	88,782,063	1,848,308	9,717,299	-	1,560,904	(377,687)	101,530,887
	Linear Wastewater	30,624,113	552,686	12,971,940	(268,136)	2,238,195	(11,128,304)	34,990,463
	Storm Water	41,987,753	988,775	21,183,311	(201,408)	2,287,147	(22,259,358)	43,986,221
	Roads	39,269,397	815,967	26,115,725	(6,867,143)	11,927,493	(19,571,285)	51,690,154
	Public Wks&Roll Stock	3,558,381	78,583	1,739,169	-	1,309,671	(354,410)	6,331,393
	Transit Services	450,382	24,818	4,216,471	-	3,118,278	(381,926)	7,428,023
	Airport	3,043,745	67,292	961,027	-	695,232	-	4,767,296
Note 2	Fire Protection	2,936,620	63,339	1,013,756	(719,044)	901,669	(63,325)	4,133,015
	Police Services	1,570,542	35,164	1,153,392	(292,350)	833,407	(135,061)	3,165,093
	Ambulance Services	(184,479)	(6,327)	311,851	(58,470)	111,876	(263,000)	(88,548)
	Outdoor Recreation	(3,589,892)	(62,146)	5,113,214	-	1,017,463	(1,861,643)	616,995
Note 2	Indoor Recreation	9,368,493	215,519	9,669,785	-	2,245,685	(1,946,569)	19,552,913
	Library Services	1,507,655	24,269	2,291,754	(281,493)	943,516	(1,211,036)	3,274,665
	Admin Studies	(3,066,582)	(78,669)	853,069	(61,178)	770,394	(1,993,187)	(3,576,154)
	Burlington Roads SAC	4,198,145	87,993	1,057,812	-	-	-	5,343,950
	Homes for Aged	6,278,450	131,457	284,861	-	72,035	(20,848)	6,745,954
	Health	839,982	17,454	3,506	-	471	-	861,412
	Social&Child	881,411	18,464	31,567	-	4,721	-	936,163
Note 2	Housing	5,019,840	127,081	1,431,966	-	5,205,502	-	11,784,390
	Parking	5,783,821	124,773	1,111,904	-	822,078	-	7,842,576
	Provincial Offences Act	(29,683)	(679)	86,952	(211,736)	61,837	-	(93,308)
	Hamilton Conservation Authority	242,188	4,916	231	-	44	-	247,379
	Waste Diversion	1,613,435	40,807	1,450,174	-	551,555	(90,155)	3,565,817
	Subtotal	291,681,583	6,199,813	113,077,464	(9,022,912)	40,835,445	(63,991,804)	378,779,558
	GO Transit							
	GO Transit	(788)	(97)	584,889	(521,549)	-	-	62,455
	Subtotal	- 788	- 97	584,889	(521,549)	-	-	62,455
	Special Area Charges							
	DunWat SAC	(6,260,873)	(121,125)	1,130,698	-	-	-	(5,251,300)
	Subtotal	(6,260,873)	(121,125)	1,130,698	-	-	-	(5,251,300)
	Grand Total	285,419,922	6,078,591	114,793,051	(9,544,462)	40,835,445	(63,991,804)	373,590,713

Variances in totals and between schedules may exist due to rounding

Note 1 Other Transfers include all internal borrowing transactions, DC Exemption funding, and transfers to operating.

Note 2 Borrowings from the DC Reserves for non-growth items:

\$6 million in non-growth funds related to the Mohawk Sports Park 4-pad Arena were borrowed from DC reserves 110320 and 110312 in 2005 to be repaid over 20 years with interest at 5.245%. The annual debt charges are recovered from the rental income from the Mohawk Sports Quad Pad Arena.

\$5M borrowed from 110338 Housing-Residential DC Reserve to subsidize the acquisition of 60 Caledon Avenue for Affordable Housing Purposes. Repayment was made in 2021.

The following illustrates what the year end reserve balances would be without the borrowings and repayments.

Reserve #	110320	110312	110338
2021 year end balance	18,853,544	3,037,711	11,784,390
Borrowings	(4,000,000)	(2,000,000)	(5,000,000)
Repayments to date (principal)	3,035,849	1,517,924	5,000,000
Repayments to date (interest)	2,466,223	1,233,111	-
2021 year end balance adjusted for borrowings	<u>17,351,473</u>	<u>2,286,675</u>	<u>11,784,390</u>

CITY OF HAMILTON
Development Charges Funded Projects
for the year ended December 31, 2021

PROJECT ID	DESCRIPTION	DEV. CHARGES YTD	DEBT DEV. CHARGES YTD	SUBSIDIES	OTHER REVENUES	CURRENT BUDGET CONTRIBUTION	DEBENTURE FINANCING	RESERVE FINANCING	TOTAL REVENUES
		\$	\$	\$	\$	\$	\$	\$	\$
3381980901	Development Charge Appeals	9,891	0	0	0	0	0	30,000	39,891
3382155301	2021 DC Bylaw Studies	64,402	0	0	0	90,000	0	0	154,402
3762055001	Police Space Feasibility Study	135,061	0	0	0	500,000	0	0	635,061
4030980978	Growth Related Studies	22,093	0	0	0	0	0	0	22,093
4031055057	Airport Employment - Ph 3&4 EA	87,394	0	0	0	0	0	0	87,394
4031180195	Green Mt-First to Centennial	60,978	0	0	0	0	0	0	60,978
4031280288	Mountain Brow Rd-Waterdown	2,877,028	0	0	0	0	0	0	2,877,028
4031380390	East-West Corridor Waterdown	9,367,845	0	0	0	840,000	0	0	10,207,845
4031580584	Nebo - Rymal to Twenty Rd E	20,652	0	0	0	698,000	0	0	718,652
4031580585	Twenty Rd Extension Sched C EA	43,790	0	0	0	0	0	0	43,790
4031580587	Fifty Road EA	88,232	0	0	0	0	0	0	88,232
4031580588	Gordon Dean Avenue	39,990	0	0	0	0	0	0	39,990
4031580589	Rymal - Fletcher to Up Centenn	426,000	0	43,000	0	74,000	0	40,500	583,500
4031580594	First Rd W - Green Mtn to Mud	1,563,937	0	0	0	0	0	0	1,563,937
4031680582	2016 Developmnt Rd Urbanization	(22,599)	0	0	0	0	0	(1,401)	(24,000)
4031780582	2017 Developmnt Rd Urbanization	223,851	0	0	17,699	(1,056)	0	0	240,494
4031780790	Baseline- Access Road	500,000	0	0	0	0	0	0	500,000
4031880582	2018 Developmnt Rd Urbanization	104,123	0	0	0	0	0	0	104,123
4031880883	Dickenson Road Class EA	30,855	0	0	0	0	0	0	30,855
4031980783	Glancaster EA Garner to Dicken	148,178	0	0	0	0	0	0	148,178
4031980941	New Signal - Dundas @ Pamela	(2,740)	0	0	0	(2,000)	0	(3,260)	(8,000)
4031980942	New Signal - Dundas @ Mallard	(3,315)	0	0	0	(3,000)	0	(3,685)	(10,000)
4031980951	Springbrook Ave Ph 2	811,084	0	0	0	0	0	0	811,084
4032011028	Southcote-Garner to Hwy 403 BR	4,732	0	0	0	216,000	0	0	220,732
4032021350	Fleet Additions - Roads O&M	25,111	0	0	0	0	0	0	25,111
4032080089	Book EA - Hwy 6 to Glancaster	5,000	0	0	0	0	0	0	5,000
4032080288	Up Well-Stone Church-Limeridge	70,009	0	0	0	60,000	0	0	130,009
4032111222	Annual New Sidewalk Program	975	0	0	0	22,000	0	0	22,975
4032117054	Hatt Street Bikeway	90,000	0	0	0	10,000	0	0	100,000
4032121350	Fleet Additions - Roads O&M	129,000	0	0	0	371,000	0	0	500,000
4032155140	Dickenson EA	6,474	0	0	0	180,000	0	0	186,474
4032155141	West 5th EA - Rymal to Stone	542	0	0	0	100,000	0	0	100,542
4041710016	Annual Street Lighting	30,800	0	0	100,000	0	0	0	130,800
4141546101	The Crossings	18,984	0	0	0	0	0	0	18,984
4141846101	Flamborough Power Centre North	840,025	0	0	0	0	0	0	840,025
4142046102	Waterdown Bay - Phase 2	1,976,058	0	0	0	0	0	0	1,976,058
4142046104	555 Sanatorium Road Dev	30,049	0	0	0	0	0	0	30,049
4142146101	630 Trinity City Share	88,379	0	0	0	0	0	0	88,379
4142146102	Waterdown Bay Ph3 City Share	3,143,416	0	0	0	0	0	0	3,143,416
4142146105	Lanc Heights Ph2 City Share	728,779	0	0	0	0	0	0	728,779
4142146106	Valery Bus Park City Share	264,258	0	0	0	0	0	0	264,258
4241409341	Pipeline Master Trail Plan	7,479	0	0	0	0	0	0	7,479
4400856600	Olmstead Natural Area	(13,568)	0	0	0	0	0	(48)	(13,616)

CITY OF HAMILTON
Development Charges Funded Projects
for the year ended December 31, 2021

PROJECT ID	DESCRIPTION	DEV. CHARGES YTD	DEBT DEV. CHARGES YTD	SUBSIDIES	OTHER REVENUES	CURRENT BUDGET CONTRIBUTION	DEBENTURE FINANCING	RESERVE FINANCING	TOTAL REVENUES
		\$	\$	\$	\$	\$	\$	\$	\$
5301783700	HSR Bus Expansion Prgrm-10 Yr	330,000	0	0	0	0	0	758,000	1,088,000
5301785703	Limeridge Mall Terminal Redev	6,280	0	0	0	0	0	4,863	11,143
5302083001	HSR ExpansionBuses-Modal Split	45,646	0	0	0	0	0	12,174	57,820
6302141102	Macassa Lodge B-Wing	20,848	0	0	0	0	0	2,236,000	2,256,848
7101551501	Facility Vehicles	36,618	0	0	0	0	0	0	36,618
7101558501	Parkdale Outdoor Pool Redev	24,000	0	1,380,996	0	198,220	0	0	1,603,216
7101654603	Beverly Rec Centre & School	44,847	0	0	0	0	0	0	44,847
7101754508	Public Use Feasibility Study	62,302	0	0	0	0	0	0	62,302
7101754706	Valley Park Comm Centre Fit-up	1,874,651	0	133,193	0	84,000	0	0	2,091,844
7101754805	SirWilfridLaurier GymRepl Addn	354,165	0	0	0	0	0	0	354,165
7101854508	Public Use Feasibility Study	7,573	0	0	0	0	0	0	7,573
7101954903	Riverdale Community Hub	(351,095)	0	0	0	0	0	0	(351,095)
7401841801	Waterdown Station	63,325	0	0	0	0	0	0	63,325
7501741601	Valley Park Library Expansion	1,000,000	0	0	0	0	0	0	1,000,000
7502041200	Parkdale Landing	211,036	0	0	0	0	0	0	211,036
7641951103	Ambulance Enhancement	263,000	0	0	0	0	0	30,000	293,000
8101655600	2016 Comp Zoning By-Law	416,000	0	0	0	509,000	0	0	925,000
8121355605	Elfrida Expansion-Studies	10,154	0	0	0	0	0	0	10,154
8121655601	Barton Tiffany Design Study	38,280	0	0	0	0	0	0	38,280
8121655606	Site Plan Guidelines Update	16,789	0	0	0	0	0	0	16,789
8121755700	Woodland Protection Strategy	9,068	0	0	0	0	0	0	9,068
8121755703	James N Mobility Study Impl	38,280	0	0	0	0	0	0	38,280
8121755705	Urbn & Rural Plns 5 Yr Review	109,955	0	0	0	82,000	0	0	191,955
8121957900	3D Model Development	1,404	0	0	0	130,000	0	0	131,404
8122055001	Grids 2 Study	48,584	0	0	0	0	0	0	48,584
8140855800	Official Plan-OMB Appeal	127,616	0	0	0	0	0	0	127,616
8141055100	Nodes & Corridors Plans	51,234	0	0	0	(46,000)	0	0	5,234
8141155103	Zoning By-law LPAT&OMB Appeals	38,280	0	0	0	0	0	0	38,280
8141555600	Hamilton Growth Management Rev	542,666	0	0	0	0	0	45,027	587,692
8141655600	CityWide Employment Survey	2,622	0	0	0	0	0	0	2,622
	Total	63,991,804	0	2,307,000	117,699	7,256,929	0	3,547,169	77,220,601

CITY OF HAMILTON
Development Charges Project Funding by Reserve
December 31, 2021

PROJECT ID	DESCRIPTION	Water	Wastewater - Linear	Wastewater - Facilities	Storm Water	Roads	PW & Rolling Stock	Transit	Fire Protection	Police Services	Outdoor Rec	Indoor Rec	Ambulance	Homes for the Aged	Admin - Community	Admin - Hard	Library	Waste Diversion	TOTAL
		\$	\$	\$	\$	\$	\$	\$	\$	\$	\$	\$	\$	\$	\$	\$	\$	\$	\$
5161180187	Gamer Rd W-Raymond to Hwy 6	0	266,775	0	0	0	0	0	0	0	0	0	0	0	0	0	0	0	266,775
5161280290	Nash Area WW Sewer Outlet	0	463,759	0	0	0	0	0	0	0	0	0	0	0	0	0	0	0	463,759
5161280292	SS Rd Sewer - Fyling J-Pilot	0	108,799	0	0	0	0	0	0	0	0	0	0	0	0	0	0	0	108,799
5161480480	Cormorant San Sewer Extension	0	560,078	0	0	0	0	0	0	0	0	0	0	0	0	0	0	0	560,078
5161555955	Inflow & Infiltration	0	(6,460)	0	0	0	0	0	0	0	0	0	0	0	0	0	0	0	(6,460)
5161580377	Arvin - McNeilly to 350m west	0	0	0	10,608	0	0	0	0	0	0	0	0	0	0	0	0	0	10,608
5161667622	FC001 DC009 HC011 Upgrades	0	0	330,000	0	0	0	0	0	0	0	0	0	0	0	0	0	0	330,000
5161755955	Inflow & Infiltration	0	(13,660)	0	0	0	0	0	0	0	0	0	0	0	0	0	0	0	(13,660)
5161796011	Intensification Infra Upgrades	0	62,482	0	0	0	0	0	0	0	0	0	0	0	0	0	0	0	62,482
5161796786	First Street PS Upgrade DC014	0	2,348,829	0	0	0	0	0	0	0	0	0	0	0	0	0	0	0	2,348,829
5161800184	Up Mt Albion-Highland to Rymal	0	41,957	0	0	0	0	0	0	0	0	0	0	0	0	0	0	0	41,957
5161955640	Flow Monitoring Program	0	80,428	0	0	0	0	0	0	0	0	0	0	0	0	0	0	0	80,428
5161966102	Woodward WWTP - Expansion	0	0	47,687	0	0	0	0	0	0	0	0	0	0	0	0	0	0	47,687
5161967123	AEGD Growth Initiative	0	6,529,371	0	0	0	0	0	0	0	0	0	0	0	0	0	0	0	6,529,371
5161996011	Intensification Infra Upgrades	0	17,744	0	0	0	0	0	0	0	0	0	0	0	0	0	0	0	17,744
5162055880	I&I Flow Monitoring Program	0	94,415	0	0	0	0	0	0	0	0	0	0	0	0	0	0	0	94,415
5162080961	Roxborough Prk Intensification	0	27,928	0	0	0	0	0	0	0	0	0	0	0	0	0	0	0	27,928
5180680685	SWMP-A15 Meadowlands IV Pond	0	0	0	232,093	0	0	0	0	0	0	0	0	0	0	0	0	0	232,093
5180780774	SWMP - A1 Ancaster IBP	0	0	0	2,877,917	0	0	0	0	0	0	0	0	0	0	0	0	0	2,877,917
5181080097	SWMP B14 - Orlick Aeropark	2,814	0	0	0	0	0	0	0	0	0	0	0	0	0	0	0	0	2,814
5181080099	SWMP SMI14	48,531	0	0	0	0	0	0	0	0	0	0	0	0	0	0	0	0	48,531
5181180090	2011 Annual Storm Water Mngmnt	0	0	0	50,225	0	0	0	0	0	0	0	0	0	0	0	0	0	50,225
5181180188	RR56-Binbrook Rd to Cemetery	0	0	0	(247,894)	0	0	0	0	0	0	0	0	0	0	0	0	0	(247,894)
5181274800	Watercourse 5 and 6	0	0	0	(192,186)	0	0	0	0	0	0	0	0	0	0	0	0	0	(192,186)
5181280280	SWMP A20 Limestone Manor	0	0	0	14,136	0	0	0	0	0	0	0	0	0	0	0	0	0	14,136
5181280297	SCUBE Master Drainage Plan EA	0	0	0	40,000	0	0	0	0	0	0	0	0	0	0	0	0	0	40,000
5181380090	2013 Annual Storm Water Mngmnt	0	0	0	329,468	0	0	0	0	0	0	0	0	0	0	0	0	0	329,468
5181380377	Arvin - McNeilly to 350m W	0	0	0	887	0	0	0	0	0	0	0	0	0	0	0	0	0	887
5181380390	Highland - Upper Mount Albion	0	0	0	556,823	0	0	0	0	0	0	0	0	0	0	0	0	0	556,823
5181480485	SWMP - H-9 Mewburn-Sheldon	0	0	0	15,911	0	0	0	0	0	0	0	0	0	0	0	0	0	15,911
5181580090	2015 Annual Storm Water Mngmnt	0	0	0	837,541	0	0	0	0	0	0	0	0	0	0	0	0	0	837,541
5181580585	Sheldon (H-9) & Mewburn (H-24)	0	0	0	720,000	0	0	0	0	0	0	0	0	0	0	0	0	0	720,000
5181580586	SWMF H-24 (Mewburn Pond)	0	0	0	1,548	0	0	0	0	0	0	0	0	0	0	0	0	0	1,548
5181580594	First Rd W - Green Mtn to Mud	0	0	0	13,501	0	0	0	0	0	0	0	0	0	0	0	0	0	13,501
5181580596	Green Mtn-Morrissey-First Rd W	0	0	0	388,386	0	0	0	0	0	0	0	0	0	0	0	0	0	388,386
5181780090	Annual SWM Program	0	0	0	711,384	0	0	0	0	0	0	0	0	0	0	0	0	0	711,384
5181880090	2018 Annual Storm Water Mngmnt	0	0	0	2,437,017	0	0	0	0	0	0	0	0	0	0	0	0	0	2,437,017
5181880870	Lewis Rd Culvert near Barton	0	0	0	(31,320)	0	0	0	0	0	0	0	0	0	0	0	0	0	(31,320)
5181980960	RR56 and Swayze Rd	0	0	0	5,574	0	0	0	0	0	0	0	0	0	0	0	0	0	5,574
5181980981	SWMP - W1 (Waterdown Bay Ph2)	0	0	0	927,742	0	0	0	0	0	0	0	0	0	0	0	0	0	927,742
5181980983	SWMP - W3 (Waterdown Bay Ph2)	0	0	0	2,189,267	0	0	0	0	0	0	0	0	0	0	0	0	0	2,189,267
5181980985	SWMP - W5 (Waterdown Bay Ph2)	0	0	0	3,481,523	0	0	0	0	0	0	0	0	0	0	0	0	0	3,481,523
5182080089	Rymal - Fletcher to Up Cent	0	0	0	645,973	0	0	0	0	0	0	0	0	0	0	0	0	0	645,973
5182080090	Annual SWM Program	0	0	0	3,088,071	0	0	0	0	0	0	0	0	0	0	0	0	0	3,088,071
5301783700	HSR Bus Expansion Prgm-10 Yr	0	0	0	0	0	0	330,000	0	0	0	0	0	0	0	0	0	0	330,000
5301785703	Limeridge Mall Terminal Redev	0	0	0	0	0	0	6,280	0	0	0	0	0	0	0	0	0	0	6,280
5302083001	HSR Expansion Buses-Modal Split	0	0	0	0	0	0	45,646	0	0	0	0	0	0	0	0	0	0	45,646
6302141102	Macassa Lodge B-Wing	0	0	0	0	0	0	0	0	0	0	0	0	20,848	0	0	0	0	20,848
7101551501	Facility Vehicles	0	0	0	0	0	36,618	0	0	0	0	0	0	0	0	0	0	0	36,618
7101558501	Parkdale Outdoor Pool Redev	0	0	0	0	0	0	0	0	0	24,000	0	0	0	0	0	0	0	24,000
7101654603	Beverly Rec Centre & School	0	0	0	0	0	0	0	0	0	44,847	0	0	0	0	0	0	0	44,847
7101754508	Public Use Feasibility Study	0	0	0	0	0	0	0	0	0	0	0	0	0	62,302	0	0	0	62,302
7101754706	Valley Park Comm Centre Fill-up	0	0	0	0	0	0	0	0	0	1,874,651	0	0	0	0	0	0	0	1,874,651
7101754805	SirWillard Laurie GymRepl Addn	0	0	0	0	0	0	0	0	0	354,165	0	0	0	0	0	0	0	354,165
7101854508	Public Use Feasibility Study	0	0	0	0	0	0	0	0	0	0	0	0	0	7,573	0	0	0	7,573
7101954903	Rverdale Community Hub	0	0	0	0	0	0	0	0	0	(351,095)	0	0	0	0	0	0	0	(351,095)
7401841801	Waterdown Station	0	0	0	0	0	0	0	63,326	0	0	0	0	0	0	0	0	0	63,326
7501741601	Valley Park Library Expansion	0	0	0	0	0	0	0	0	0	0	0	0	0	0	1,000,000	0	0	1,000,000
7502041200	Parkdale Landing	0	0	0	0	0	0	0	0	0	0	0	0	0	0	211,036	0	0	211,036
7641951103	Ambulance Enhancement	0	0	0	0	0	0	0	0	0	0	0	263,000	0	0	0	0	0	263,000
8101655600	2016 Comp Zoning By-Law	0	0	0	0	0	0	0	0	0	0	0	0	0	416,000	0	0	0	416,000
8121355605	Elfrida Expansion-Studies	0	0	0	0	0	0	0	0	0	0	0	0	0	10,154	0	0	0	10,154
8121655601	Barton Tiffany Design Study	0	0	0	0	0	0	0	0	0	0	0	0	0	38,280	0	0	0	38,280
8121655606	Site Plan Guidelines Update	0	0	0	0	0	0	0	0	0	0	0	0	0	16,789	0	0	0	16,789
8121755700	Woodland Protection Strategy	0	0	0	0	0	0	0	0	0	0	0	0	0	9,068	0	0	0	9,068
8121755703	James N Mobility Study Impl	0	0	0	0	0	0	0	0	0	0	0	0	0	0	38,280	0	0	38,280
8121755705	Urban & Rural Pins 5 Yr Review	0	0	0	0	0	0	0	0	0	0	0	0	0	109,955	0	0	0	109,955
8121957900	3D Model Development	0	0	0	0	0	0	0	0	0	0	0	0	0	1,404	0	0	0	1,404
8122055001	Grids 2 Study	0	0	0	0	0	0	0	0	0	0	0	0	0	48,584	0	0	0	48,584
8140855800	Official Plan-OMB Appeal	0	0	0	0	0	0	0	0	0	0	0	0	0	127,616	0	0	0	127,616
8141055100	Nodes & Corridors Plans	0	0	0	0	0	0	0	0	0	0	0	0	0	51,234	0	0	0	51,234
8141155103	Zoning By-Law LPAT&OMB Appeals	0	0	0	0	0	0	0	0	0	0	0	0	0	38,280	0	0	0	38,280
8141555600	Hamilton Growth Management Rev	0	0	0	0	0	0	0	0	0	0	0	0	0	542,666	0	0	0	542,666
8141655600	CityWide Employment Survey	0	0	0	0	0	0	0	0	0	0	0	0	0	2,622	0	0	0	2,622
TOTAL		2,334,010	11,128,304	377,687	22,259,358	19,571,285	354,410	381,926	63,326	135,061	1,861,643	1,946,569	263,000	20,848	1,666,305	326,882	1,211,036	90,155	63,991,804

Note: Minor variances may exist due to rounding

CITY OF HAMILTON
Development Charges Capital Projects' Closing Summary
for the year ended December 31, 2021

Project ID	Description	Budget (\$)	Final Funding (\$)								
			DC Reserve Funding	DC Debt Funding	Reserve Financing	Other Revenue	Federal Contribution	Provincial Contribution	Current Budget Contribution	Debenture Financing	Total
4031419101	Road Reconstruction 2014	18,080,000	2,010,000	1,596,487	217,000	77,124	12,402,000		1,051,580		17,354,191
4031619104	Highway 8 - Hillcrest to Park	1,090,319	106,000					764,766	204,319		1,075,085
4031980941	New Signal - Dundas @ Pamela	160,000	52,054		(3,260)				6,000		54,793
4031980942	New Signal - Dundas @ Mallard	175,000	62,982		(3,685)				7,000		66,297
4032021350	Fleet Additions - Roads O&M	200,000	129,000						71,000		200,000
4662020022	NewSignal - Queen @ Napier	150,000	125,651		(974)				6,000		130,677
5141680653	Rymal-Upper Paradise to Garth	1,800,000	1,131,123								1,131,123
5161395358	Hwy 56 Forcemain&Twinning WW21	27,190,000	13,980,000	7,851,514						7,851,514	29,683,027
5161580377	Arvin - McNeilly to 350m west	80,000	90,608								90,608
5161595858	Binbook PS Upgrade WW20	6,280,000		4,229,202							4,229,202
5180880863	SWMP South 2 QA-QC Pond	2,239,554	2,221,640						19,554		2,241,194
5181080090	2010 Annual Storm Water Mngmnt	1,778,862	1,778,862								1,778,862
5181080091	Rymal-SWMP H8 - Trinity Church	1,919,524	1,500,000						419,524		1,919,524
5181080097	SWMP B14 - Orlick Aeropark	512,814	512,814								512,814
5181080099	SWMP SM14	1,478,531	1,478,531								1,478,531
5181280090	2012 Annual Storm Water Mngmnt	3,782,424	3,782,424								3,782,424
5181280293	SWMP - A16 D'Amico Cimino Land	2,345,523	2,100,000						245,523		2,345,523
5181380385	Watercourse 7 - Phase 2	300,000	106,360								106,360
5181480090	2014 Annual Storm Water Mngmnt	3,601,173	3,601,173								3,601,173
7101354105	Park & Fieldhouse Retrofits	992,835	40,000		64,835	447,000			660,413		1,212,248
7101454202	Waterdown Memorial Pk Ice Loop	3,340,000	2,065,000		(6,432)	1,120,342			154,658		3,333,568
7101551501	Facility Vehicles	160,000	156,625								156,625
7101554508	Public Use Feasability Study	150,000	135,000		143				15,000		150,143
7101654700	Pinky Lewis Expansion Project	2,169,000	1,402,000		(2,606)				767,000		2,166,394
Total		79,975,559	38,567,848	13,677,202	265,021	1,644,466	13,166,766		3,627,571	7,851,514	78,800,388

Notes:

- [1]: Where a project was identified to be debt funded, but debt had not yet been issued for the project, the project was closed and the debt funding recorded in a holding account to be funded with the next City debt issuance
- [2]: This summary includes projects closed through the 2020 Capital Projects Closing Report FCS20079(b) and 2021 Capital Projects Closing Reports FCS21080 and FCS21080(a)
- [3]: Where excess funding was approved/identified through the closing report the budget has been adjusted on this schedule

CITY OF HAMILTON
Nine Year Development Charges Exemption Summary

Nine Year History

	2013-2016	2017	2018	2019	2020	2021	9 Year Total
DC Exemptions By Area							
Hamilton	\$ 42,002,349	\$ 19,009,777	\$ 7,910,391	\$ 29,929,989	\$ 17,596,731	\$ 26,541,751	\$ 142,990,988
Stoney Creek	10,016,784	2,039,113	571,919	582,847	1,011,190	777,993	14,999,846
Flamborough	12,095,517	2,085,378	6,753,806	3,608,418	5,271,469	5,493,663	35,308,253
Ancaster	3,584,113	2,253,048	2,530,883	1,464,329	4,671,298	2,885,312	17,388,982
Glanbrook	6,836,524	378,343	483,534	5,458,725	12,682,093	3,662,240	29,501,459
Dundas	1,134,097	169,840	132,483	297,593	74,586	45,942	1,854,541
Total Exemptions By Area	\$ 75,669,385	\$ 25,935,498	\$ 18,383,016	\$ 41,341,901	\$ 41,307,367	\$ 39,406,901	\$ 242,044,069

DC Act Statutory Exemptions							
Residential Intensification	\$ 2,415,191	\$ 2,251,960	\$ 2,634,333	\$ 3,086,550	\$ 3,972,243	\$ 6,171,774	\$ 20,532,051
50% Industrial Expansion - Attached	6,766,083	3,537,639	1,512,450	303,275	3,564,391	548,076	16,231,914
Subtotal DC Act Statutory Exemptions	\$ 9,181,273	\$ 5,789,599	\$ 4,146,783	\$ 3,389,825	\$ 7,536,634	\$ 6,719,850	\$ 36,763,964

Council Authorized							
Residential Exemptions							
Affordable Housing	\$ 790,046	\$ -	\$ 525,460	\$ 1,341,836	\$ -	\$ 2,560,538	\$ 5,217,880
Farm Help Houses ^[2]	-	53,730	-	-	-	-	53,730
Student Residence ^[2]	218,640	2,050,125	-	-	489,308	-	2,758,073
Redevelopment for residential facility	-	17,089	-	-	20,045	35,305	72,438
Laneway House / Garden Suite ^[2]	-	-	-	-	43,489	-	43,489
Non-Residential (NR) Exemptions							
Industrial rate reduced from max	4,234,171	2,652,471	1,955,378	6,144,739	19,057,768	11,338,578	45,383,106
Stepped non-industrial rates	4,450,647	813,419	1,641,659	1,329,341	52,844	151,958	8,439,868
Non-industrial expansion	2,312,877	713,225	748,338	851,001	4,843	-	4,630,283
Academic	7,792,211	2,114,952	1,407,708	2,463,843	-	-	13,778,714
Public Hospital ^[2]	10,870	-	-	-	-	-	10,870
Agricultural Use	11,489,610	491,027	6,905,765	4,367,557	3,161,098	5,002,465	31,417,521
Place of Worship	860,262	24,407	115,043	24,670	750,922	1,165,862	2,941,165
Parking Structure ^[2]	-	3,841,662	-	-	-	-	3,841,662
50% Industrial Expansion - Detached	-	-	-	-	-	569,295	569,295
Residential & Non-Residential (NR) Exemptions							
Downtown Hamilton CIPA	19,920,751	5,820,647	493,249	20,157,605	8,694,113	8,499,377	63,585,742
Downtown Public Art	275,524	641,050	-	-	-	4,422	920,996
Heritage Building	-	337,372	-	-	-	260,448	597,820
Transition Policy	11,848,591	532,585	443,634	1,271,486	1,496,304	3,098,804	18,691,403
Council Granted	1,996,647	42,138	-	-	-	-	2,038,785
ERASE ^[1]	287,265	-	-	-	-	-	287,265
Subtotal Council Authorized Exemptions	\$ 66,488,112	\$ 20,145,899	\$ 14,236,233	\$ 37,952,076	\$ 33,770,733	\$ 32,687,051	\$ 205,280,104
Total Exemptions By Development Type	\$ 75,669,385	\$ 25,935,498	\$ 18,383,016	\$ 41,341,901	\$ 41,307,367	\$ 39,406,901	\$ 242,044,069

DC Exemption Funding							
Exemptions funded from Rates Budget	\$ 30,670,599	\$ 7,400,000	\$ 4,979,919	\$ 9,000,000	\$ 8,000,000	\$ 9,000,000	\$ 69,050,518
Exemptions funded from Tax Budget ^[3]	3,000,000	3,000,000	5,525,460	7,841,836	8,500,000	11,060,538	38,927,834
Exemptions funded from Council (Rate portion)	-	18,895	-	-	-	-	18,895
Exemptions funded from Council (Tax portion)	-	23,243	-	-	-	-	23,243
Total DC Exemption Funding	\$ 33,670,599	\$ 10,442,138	\$ 10,505,379	\$ 16,841,836	\$ 16,500,000	\$ 20,060,538	\$ 108,020,490

Net total unfunded Exemptions	\$ 41,998,786	\$ 15,493,360	\$ 7,877,637	\$ 24,500,066	\$ 24,807,367	\$ 19,346,363	\$ 134,023,579
--------------------------------------	----------------------	----------------------	---------------------	----------------------	----------------------	----------------------	-----------------------

Prior Year DC Exemption Funding							
2017 YE Surplus allocated to NR Roads Exemptions							\$ 8,000,000
2018 Rates Exemption Funding Surplus							4,020,081
2018 YE Surplus allocated to NR Roads Exemptions							\$ 538,630
2018 YE Surplus allocated to Rates Exemption							2,700,000
2020 YE Surplus allocated to Tax Discretionary Exemptions							15,161,560
Total Prior Year DC Exemption Funding							\$ 30,420,271

Net total unfunded Exemptions (Prior Years)							\$ 103,603,308
--	--	--	--	--	--	--	-----------------------

Net total Discretionary unfunded Exemptions (Prior Years)							\$ 66,839,343
--	--	--	--	--	--	--	----------------------

Notes:




[1] ERASE used to be grouped with other exemptions, now funding recovered through the future ERASE grant/future taxes.

[2] These exemptions are no longer in effect.

[3] Exemptions funded from Tax Budget includes exemptions funded from affordable housing funds.



INFORMATION REPORT

TO:	Chair and Members Audit, Finance and Administration Committee
COMMITTEE DATE:	May 19, 2022
SUBJECT/REPORT NO:	Professional and Consultant Services Roster 2019 - 2021 (PW22035/PED22123/FCS22041) (City Wide)
WARD(S) AFFECTED:	City Wide
PREPARED BY:	Stuart Leitch (905) 546-2424 Ext. 7808 Cynthia Graham (905) 546-2424 Ext. 2337
SUBMITTED BY: SIGNATURE:	Craig Murdoch Acting General Manager Manager Public Works Department 
SUBMITTED BY: SIGNATURE:	Jason Thorne General Manager Planning and Economic Development Department 
SUBMITTED BY: SIGNATURE:	Mike Zegarac General Manager Finance and Corporate Services Department 

OUR Vision: To be the best place to raise a child and age successfully.

OUR Mission: To provide high quality cost conscious public services that contribute to a healthy, safe and prosperous community, in a sustainable manner.

OUR Culture: Collective Ownership, Steadfast Integrity, Courageous Change, Sensational Service, Engaged Empowered Employees.

**SUBJECT: Professional and Consultant Services Roster 2019 - 2021
(PW22035/PED22123/FCS22041) (City Wide) - Page 2 of 3**

COUNCIL DIRECTION

Not Applicable

INFORMATION

Report PW22035/PED22123/FCS22041 summarizes the use of the Professional and Consultant Services Roster for the 2019-2021 Roster period (C12-06-18) as required under Policy #9 - Consulting and Professional Services of the currently approved Procurement Policy. The Roster process for the acquisition of consulting services is currently managed by Planning and Economic Development, Corporate Services and the Public Works Department with users from all areas of the City of Hamilton (City). The 2021 Roster Information by Category; 2019-2021 Successful Roster Consultants; and 2019/2020/2021 Roster Period Program Dashboard are attached as Appendix "A", "B", and "C" attached to Report PW22035/PED22123/FCS22041.

The 2019/2020/2021 Roster Period Program Dashboard available to City staff tracks various metrics associated with financial, category usage and quality assurance review highlights

	2019 Roster Year ¹	2019 Roster RFRQ ²	2020 Roster Year ¹	2020 Roster RFRQ ²	2021 Roster Year ¹	2021 Roster RFRQ ²
Total Dollar Value	\$19.2M	\$828K	\$17.5M	\$563K	\$21.7M	\$1.1M
Total Number of Assignments	334	4	255	3	363	5
Average Value of Each Assignment	\$58K	\$207K	\$68.4K	\$188K	\$59.9K	\$218K
Number of Roster Firms in Program	87					

Notes:

1. Represents Roster candidates for work assignments with a procurement cost less than \$150,000.
2. Request for Roster Quotation (RFRQ) - Represents Roster candidates for work assignments with a procurement cost between \$150,000 and \$249,999.

The first year (2022) term of assignments for the 2022-2024 Roster (C12-13-21) period will be reported to Council in 2023.

**SUBJECT: Professional and Consultant Services Roster 2019 - 2021
(PW22035/PED22123/FCS22041) (City Wide) - Page 3 of 3**

APPENDICES AND SCHEDULES ATTACHED

Appendix "A" to Report PW22035/PED22123/FCS22041- 2021 Roster Information by
Category (C12-06-18)

Appendix "B" to Report PW22035/PED22123/FCS22041- 2019-2021 Successful Roster
Consultants (C12-06-18)

Appendix "C" to Report PW22035/PED22123/FCS22041– 2019/2020/2021 Roster
Period Program Dashboard
(C12-06-18)

**2021 Roster Information by
Category (C12-06-18)**

Cat. No.	Roster Category	Successful Candidates	2021 Number of Assignments	2021 \$ Value of Assignments
1	Municipal Engineering Services	<ul style="list-style-type: none"> ➤ Wood Environment & Infrastructure Solutions ➤ Dillon Consulting Limited ➤ Ainley & Associates Limited ➤ MTE Consultants Inc. ➤ CIMA Canada Inc. (Ontario) ➤ SNC-Lavalin Inc. 	11	\$576,187
			Min Value Max Value Avg Value	\$3,769 \$149,906 \$ 52,381
2	Construction Management and Inspection Services	<ul style="list-style-type: none"> ➤ Wood Environment & Infrastructure Solutions ➤ CIMA Canada Inc. (Ontario) ➤ SNC-Lavalin Inc. ➤ Dillon Consulting Limited ➤ WSP Canada Group Limited ➤ MTE Consultants Inc. 	7	\$471,737
			Min Value Max Value Avg Value	\$17,000 \$149,864 \$67,391
3	Transportation Traffic Engineering Planning	<ul style="list-style-type: none"> ➤ CIMA Canada Inc. (Ontario) ➤ Dillon Consulting Limited ➤ IBI Group Professional Services (Canada) Inc. ➤ AECOM Canada Ltd. ➤ CH2M Hill Canada Limited ➤ WSP Canada Group Limited 	7	\$890,041
			Min Value Max Value Avg Value	\$30,760 \$149,999 \$127,149
4	Structural Engineering Services / Transportation	<ul style="list-style-type: none"> ➤ Wood Environment & Infrastructure Solutions ➤ Morrison Hershfield Limited ➤ Dillon Consulting Limited ➤ SNC-Lavalin Inc. 	20	\$1,991,118
			Min Value Max Value Avg Value	\$11,475 \$149,969 \$99,556

Cat. No.	Roster Category	Successful Candidates	2021 Number of Assignments	2021 \$ Value of Assignments
5	Wastewater Treatment Engineering and Construction Management	<ul style="list-style-type: none"> ➤ AECOM Canada Ltd. ➤ CH2M Hill Canada Limited ➤ GHD Limited ➤ R. V. Anderson Associates Limited 	11	\$1,177,643
			Min Value Max Value Avg Value	\$27,785 \$149,999 \$116,831
			RFRQ Value >\$150K <\$250K	\$224,327
6	Water Treatment Engineering and Construction Management	<ul style="list-style-type: none"> ➤ AECOM Canada Ltd. ➤ CH2M Hill Canada Limited ➤ R. V. Anderson Associates Limited ➤ Stantec Consulting Limited 	9	\$926,590
			Min Value Max Value Avg Value	\$49,654 \$149,881 \$102,954
			<u>Scoped</u> <ul style="list-style-type: none"> ➤ Jemma Consultants Limited 	
7	Environmental Planning Process	<ul style="list-style-type: none"> ➤ Wood Environment & Infrastructure Solutions ➤ Dillon Consulting Limited ➤ AECOM Canada Ltd. ➤ IBI Group Professional Services (Canada) Inc. 	2	\$167,520
			Min Value Max Value Avg Value	\$39,000 \$128,520 \$83,760
8	Solid Waste Management	<ul style="list-style-type: none"> ➤ SNC-Lavalin Inc. ➤ Dillon Consulting Limited ➤ WSP Canada Inc 	7	\$220,335
			Min Value Max Value Avg Value	\$17,505 \$65,775 \$31,476

Cat. No.	Roster Category	Successful Candidates	2021 Number of Assignments	2021 \$ Value of Assignments
9	Stormwater Management / Water Resources Engineering	<ul style="list-style-type: none"> ➤ Wood Environment & Infrastructure Solutions ➤ AECOM Canada Ltd. ➤ Aquafor Beech Limited ➤ Matrix Solutions Inc. ➤ Civica Infrastructure Inc. ➤ Cole Engineering Group Limited <p><u>Scoped</u></p> <ul style="list-style-type: none"> ➤ DHI Water and Environment Inc. ➤ Resilient Consulting Corporation 	8	\$612,590
			Min Value Max Value Avg Value	\$28,403 \$144,497 \$76,574
10	Landscape Architecture	<ul style="list-style-type: none"> ➤ Alexander Budrevics and Associates Limited ➤ FORREC Limited ➤ IBI Group Professional Services (Canada) Inc. ➤ The MBTW Group ➤ Dillon Consulting Limited ➤ DTAH ➤ G. O'Connor Consultants Inc. 	14	\$1,081,568
			Min Value Max Value Avg Value	\$10,000 \$149,999 \$88,771
			RFRQ Value >\$150K <\$250K	\$249,998
11	Architectural Services	<ul style="list-style-type: none"> ➤ Toms+McNally Design Inc. ➤ Strasman Architects Inc. ➤ ATA Architects Inc. (Pending award) ➤ Grguric Architects Inc. ➤ Invizij Architects Inc. <p><u>Scoped</u></p> <ul style="list-style-type: none"> ➤ DPAI Architecture Inc. ➤ McCallum Sather Architects Inc. ➤ MMMC Inc. Architects 	11	\$328,746
			Min Value Max Value Avg Value	\$6,120 \$78,800 \$29,886

Cat. No.	Roster Category	Successful Candidates	2021 Number of Assignments	2021 \$ Value of Assignments
12	Geotechnical Investigation and Inspection Services	<ul style="list-style-type: none"> ➤ Peto MacCallum Limited ➤ Terraprobe Inc ➤ Wood Environment & Infrastructure Solutions ➤ Englobe Corp. ➤ Aecon Materials Engineering Corp ➤ EXP Services Inc. ➤ Landtek Limited 	37	\$1,732,145
			Min Value Max Value Avg Value	\$5,200 \$149,900 \$46,815
13	Wastewater Collection Systems Engineering Services	<ul style="list-style-type: none"> ➤ Aquafor Beech Limited ➤ Hatch Corporation ➤ Cole Engineering Group Limited ➤ AECOM Canada Ltd. ➤ Stantec Consulting Limited 	18	\$1,793,701
			Min Value Max Value Avg Value	\$10,790 \$149,999 \$107,111
			RFRQ Value >\$150K <\$250K	\$241,400
14	Water Distribution Systems Engineering Services	<ul style="list-style-type: none"> ➤ AECOM Canada Ltd. ➤ Cole Engineering Group Ltd. ➤ GM Blueplan Engineering 	8	\$542,020
			Min Value Max Value Avg Value	\$11,057 \$149,999 \$79,276
			RFRQ Value >\$150K <\$250K	\$171,460
15	Professional Land Survey and Geomatics Services	<ul style="list-style-type: none"> ➤ J. D. Barnes Limited ➤ A. J. Clarke and Associates Limited ➤ Callon Dietz Incorporated Ontario Land Surveyors 	9	\$198,821
			Min Value Max Value Avg Value	\$1,438 \$112,904 \$22,091

Cat. No.	Roster Category	Successful Candidates	2021 Number of Assignments	2021 \$ Value of Assignments
16	Facility Management	<ul style="list-style-type: none"> ➤ V2PM Inc. ➤ WalterFedy Inc. 	7	\$421,133
			Min Value Max Value Avg Value	\$5,800 \$136,143 \$60,162
17	Environmental Site Assessment / Remediation Services	<ul style="list-style-type: none"> ➤ Peto MacCallum Limited ➤ Wood Environment and Infrastructure Solutions ➤ EXP Services Inc. 	11	\$408,767
			Min Value Max Value Avg Value	\$3,800 \$144,716 \$37,161
18	Archaeology	<ul style="list-style-type: none"> ➤ Archaeological Services Inc. ➤ Wood Environment & Infrastructure Solutions ➤ Historic Horizons Inc 	16	\$488,652
			Min Value Max Value Avg Value	\$5,535 \$149,999 \$40,646
			RFRQ Value >\$150K <\$250K	\$202,330
19	Hydrogeology	<ul style="list-style-type: none"> ➤ Wood Environment & Infrastructure Solutions ➤ WSP Canada Inc. 	7	\$503,051
			<u>Scoped</u> <ul style="list-style-type: none"> ➤ Earthfx Incorporated ➤ Cambium Inc. 	Min Value Max Value Avg Value
20	Legislative Compliance	<ul style="list-style-type: none"> ➤ WSP Canada Inc. ➤ MTE Consultants Inc. ➤ Pinchin Limited 	19	\$412,289
			<u>Scoped</u> <ul style="list-style-type: none"> ➤ Wood Environment & Infrastructure Solutions 	Min Value Max Value Avg Value

Cat. No.	Roster Category	Successful Candidates	2021 Number of Assignments	2021 \$ Value of Assignments
21	Terrestrial and Aquatic Ecology	<ul style="list-style-type: none"> ➤ Stantec Consulting Limited ➤ Savanta Inc. ➤ Dillon Consulting Limited ➤ Beacon Environmental Limited ➤ Wood Environment & Infrastructure Solutions ➤ WSP Canada Inc. ➤ Dougan and Associates Ecological Consulting and Design 	10	\$325,032
			Min Value Max Value Avg Value	\$4,960 \$64,910 \$32,503
22	Street Lighting, Exterior Lighting and Electrical Engineering Services	<ul style="list-style-type: none"> ➤ GHD Limited ➤ Morrison Hershfield Limited ➤ AECOM Canada Ltd. ➤ IBI Group Professional Services (Canada) Inc. ➤ Moon-Matz Limited 	0	\$0
23	Public Engagement and Facilitation	<ul style="list-style-type: none"> ➤ Dillon Consulting Limited ➤ Wood Environment & Infrastructure Solutions ➤ WSP Canada Group Limited <p><u>Scoped</u></p> <ul style="list-style-type: none"> ➤ Cumming + Company 	3	\$44,558
			Min Value Max Value Avg Value	\$3,672 \$34,865 \$14,853
24	Building Envelope and Roof Consulting	<ul style="list-style-type: none"> ➤ EXP Services Inc. ➤ WSP Canada Inc. ➤ MTE Consultants Inc. ➤ Remy Consulting Engineering Limited <p><u>Scoped</u></p> <ul style="list-style-type: none"> ➤ Thermaco Engineering Services (1986) Limited 	18	\$607,348
			Min Value Max Value Avg Value	\$6,600 \$74,650 \$33,742

Cat. No.	Roster Category	Successful Candidates	2021 Number of Assignments	2021 \$ Value of Assignments
25	Land Use Planning Services- Policy, Zoning & Urban Design	<ul style="list-style-type: none"> ➤ Dillon Consulting Limited ➤ The Planning Partnership ➤ WSP Canada Group Limited <p><u>Scoped</u></p> <ul style="list-style-type: none"> ➤ Brook McIlroy 	5	\$191,578
			Min Value Max Value Avg Value	\$5,295 \$124,010 \$58,114
26	Subsurface Infrastructure Assessment and Trenchless Rehabilitation	<ul style="list-style-type: none"> ➤ Stantec Consulting Limited ➤ Robinson Consultants Inc. ➤ R.V. Anderson Associates Limited ➤ AECOM Canada Ltd. 	13	\$1,725,772
			Min Value Max Value Avg Value	\$57,203 \$149,900 \$132,752
27	Built Heritage and Cultural Heritage Landscape	<ul style="list-style-type: none"> ➤ Archaeological Research Associates Limited ➤ Archaeological Services Inc. ➤ Golder Associates Limited <p><u>Scoped</u></p> <ul style="list-style-type: none"> ➤ MacNaughton Hermsen Britton Clarkson (MHBC) Planning Limited 	4	\$91,851
			Min Value Max Value Avg Value	\$14,071 \$29,017 \$22,963
28	Project Management - Facilities	<ul style="list-style-type: none"> ➤ P2istrategies Limited ➤ KMB International (Div of KMB Aviation Consulting Group) 	0	\$0
29	Quantity Surveying & Cost Consulting	<ul style="list-style-type: none"> ➤ AECOM Canada Ltd. ➤ Rider Levett Bucknall (Canada) Limited ➤ Hanscomb Limited 	4	\$43,652
			Min Value Max Value Avg Value	\$1,990 \$22,000 \$10,913

Cat. No.	Roster Category	Successful Candidates	2021 Number of Assignments	2021 \$ Value of Assignments
30	Structural, Electrical and Mechanical Engineering - Facilities	<ul style="list-style-type: none"> ➤ WSP Canada Inc. ➤ SNC-Lavalin Inc. ➤ IBI Group Professional Services (Canada) Inc. ➤ WalterFedy Inc. <p><u>Scoped</u></p> <ul style="list-style-type: none"> ➤ MTE Consultants Inc. ➤ Kalos Engineering Inc. ➤ Building Innovation Inc. ➤ ARC Engineering Inc. ➤ Filer Engineering Limited 	7	\$76,218
			Min Value Max Value Avg Value	\$4,967 \$18,000 \$10,888
31	Water and Wastewater Facility Assessment	<ul style="list-style-type: none"> ➤ CH2M Hill Canada Limited ➤ R. V. Anderson Associates Limited ➤ WSP Canada Group Limited 	1	\$149,663
			Min Value Max Value Avg Value	\$149,663 \$149,663 \$149,663
32	Sustainable Infrastructure Planning	<ul style="list-style-type: none"> ➤ GM Blueplan Engineering ➤ AECOM Canada Ltd. ➤ R. V. Anderson Associates Limited ➤ Stantec Consulting Limited 	9	\$1,194,821
			Min Value Max Value Avg Value	\$79,150 \$149,999 \$132,758
33	Category # Not Utilized for 2019-2021 Roster Cycle			
34	Energy Services	<ul style="list-style-type: none"> ➤ Efficiency Engineering Inc. ➤ Building Innovation Inc. ➤ Dynamic Energy Services Inc. ➤ Wood Environment & Infrastructure Solutions ➤ WSP Canada Inc. 	7	\$295,486
			Min Value Max Value Avg Value	\$18,245 \$89,597 \$42,212

Cat. No.	Roster Category	Successful Candidates	2021 Number of Assignments	2021 \$ Value of Assignments
35	Development Engineering Consulting Support Services	<ul style="list-style-type: none"> ➤ Wood Environment & Infrastructure ➤ MTE Consultants Inc. ➤ R. J. Burnside & Associates ➤ AECOM Canada Ltd. 	7	\$323,658
			Min Value Max Value Avg Value	\$19,400 \$93,743 \$46,237
36	Heritage Architectural and Engineering Services	<u>Section A: Architectural Services</u> <ul style="list-style-type: none"> ➤ Architecture EVOQ ➤ Stevens Burgess Architects Limited ➤ George Robb Architect <u>Section B: Engineering Services</u> <ul style="list-style-type: none"> ➤ John G. Cooke & Associates Limited ➤ ➤ Ojdrovic Engineering Inc. <u>Scoped</u> <ul style="list-style-type: none"> ➤ Invizij Architects Inc 	12	\$500,963
			Min Value Max Value Avg Value	\$3,003 \$92,505 \$41,747
37	Commissioning Services	<ul style="list-style-type: none"> ➤ CFMS-West Consulting Inc. ➤ WSP Canada Group Limited 	1	\$11,000
			Min Value Max Value Avg Value	\$11,000 \$11,000 \$11,000
38	Information Services - Enterprise Resource Planning (ERP)	<ul style="list-style-type: none"> ➤ CIMA Canada Inc. 	2	\$117,500
			Min Value Max Value Avg Value	\$18,000 \$99,500 \$58,750

Cat. No.	Roster Category	Successful Candidates	2021 Number of Assignments	2021 \$ Value of Assignments
39	Information Services - Voice & Network Infrastructure Services	➤ CIMA Canada Inc.	0	\$0
40	Category # Not Utilized for 2019-2021 Roster Cycle			
41	Information Services – Business Application & Geographic Information Systems Services:	<u>Section A: Business Applications</u> ➤ CIMA Canada Inc. <u>Section B: Geographic Information Systems</u> ➤ Spatial DNA Informatics Inc. <u>Scoped</u> ➤ IT Architecture Management Institute Inc. ➤ Wardnet Inc. ➤ MobiStream Solutions ➤ Slater Hill Inc.	21	\$1,093,959
			Min Value Max Value Avg Value	\$6,820 \$144,000 \$52,093
42	Category # Not Utilized for 2019-2021 Roster Cycle			

“Scoped” Candidates are candidates that may not possess sufficient general qualifications to merit a spot as a Rostered Candidate for a specific Roster Category, but may possess unique expertise in a specific field, access to which may be required for various projects during the term of the Roster.

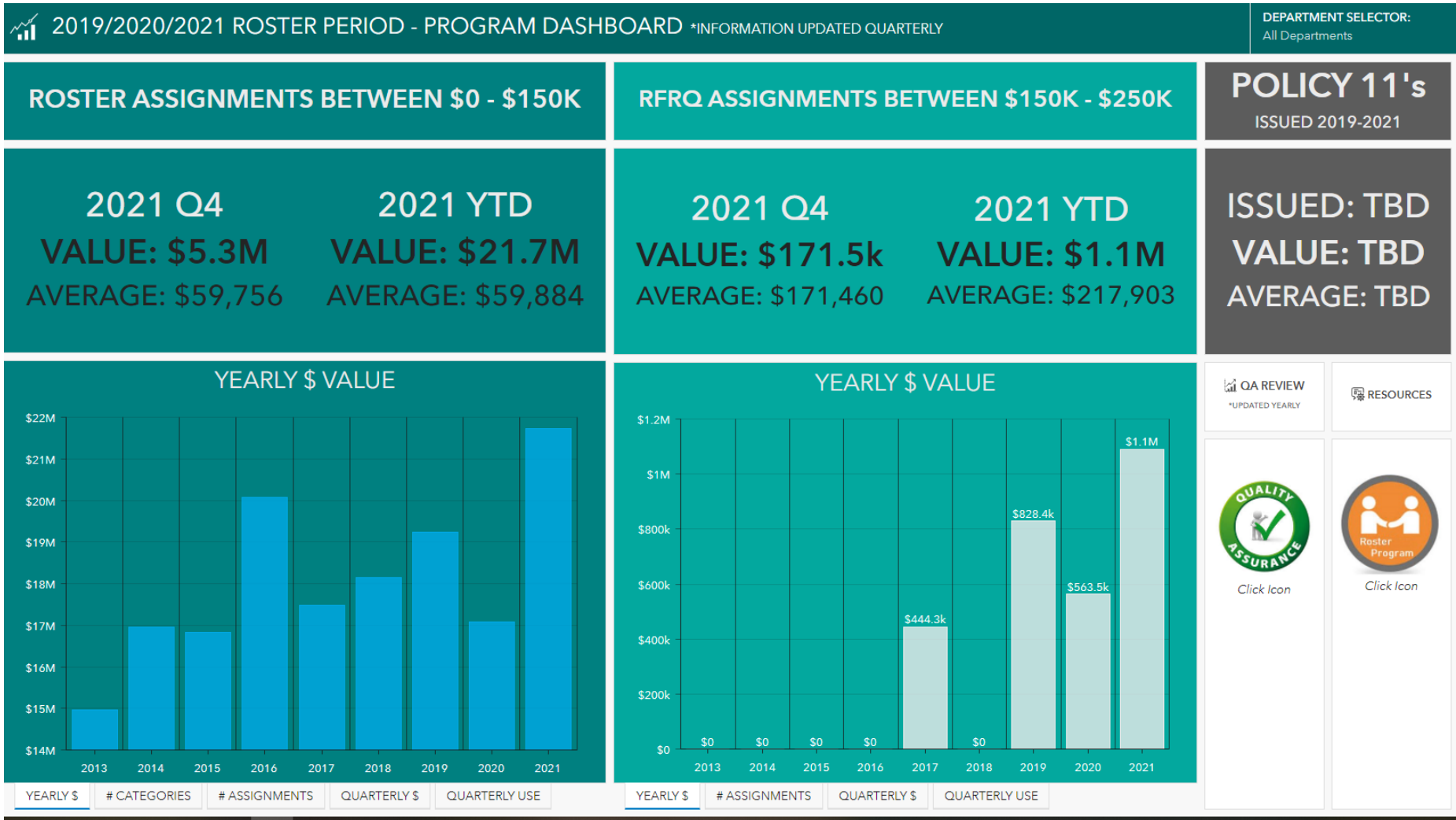
2019 - 2021 Successful Roster Consultants (C12-06-18)**Number of Firms: 87**

- 1 A.J. Clarke and Associates Ltd.
- 2 AECOM Canada Ltd.
- 3 Aecon Materials Engineering Corp
- 4 Ainley & Associates Limited
- 5 Alexander Budrevics and Associates Limited
- 6 Aquafor Beech Limited
- 7 ARC Engineering Inc.
- 8 Archaeological Research Associates
- 9 Archaeological Services Inc.
- 10 Architecture EVOQ
- 11 Beacon Environmental Limited
- 12 Brook McIlroy
- 13 Building Innovation Inc.
- 14 Calder Engineering Ltd.
- 15 Callon Dietz Incorporated Ontario Land
- 16 Cambium Inc.
- 17 CH2M Hill Canada Limited
- 18 CIMA Canada Inc.
- 19 Civica Infrastructure Inc.
- 20 Cole Engineering Group Ltd.
- 21 Cumming+Company
- 22 DHI Water and Environment, Inc
- 23 Dillon Consulting Limited
- 24 Dougan and Associates Ecological
- 25 dpai architecture inc.
- 26 dtah
- 27 Dynamic Energy Services Inc.
- 28 Earthfx Incorporated
- 29 Efficiency Engineering Inc.
- 30 Englobe Corp.
- 31 exp Services Inc.
- 32 Filer Engineering Ltd.
- 33 FORREC Ltd.
- 34 G. O'Connor Consultants Inc.
- 35 George Robb Architect
- 36 GHD Limited
- 37 GM BluePlan Engineering Limited
- 38 Golder Associates Ltd.

- 39 Grguric Architects Incorporated
- 40 Hanscomb Limited
- 41 Hatch Corporation
- 42 Historic Horizons Inc.
- 43 HydraTek & Associates
- 44 IBI Group Professional Services
- 45 Invizij Architects Inc.
- 46 IT Architecture Management Institute
- 47 J. D. Barnes Limited
- 48 Jemma Consultants Limited
- 49 John G. Cooke & Associates Ltd.
- 50 Kalos Engineering Inc.
- 51 Katalogic Inc.
- 52 KMB International (Div of KMB Aviation
- 53 Landtek Limited
- 54 MacNaughton Hermsen Britton
- 55 Matrix Solutions Inc.
- 56 McCallum Sather Architects Inc.
- 57 MMMC Inc. Architects
- 58 MobiStream Solutions
- 59 Moon-Matz Limited
- 60 Morrison Hershfield Limited
- 61 MTE Consultants Inc.
- 62 Ojdrovic Engineering Inc.
- 63 P2istrategies Ltd.
- 64 Peto MacCallum Ltd.
- 65 Pinchin Ltd.
- 66 R. J. Burnside & Associates
- 67 R.V. Anderson Associates Limited
- 68 Remy Consulting Engineering Ltd.
- 69 Resilient Consulting Corporation
- 70 Rider Levett Bucknall (Canada) Ltd.
- 71 Robinson Consultants Inc.
- 72 Savanta Inc.
- 73 Slater Hill Inc.
- 74 SNC-Lavalin Inc.
- 75 Spatial DNA Informatics Inc.
- 76 Spyre Solutions Inc.
- 77 Stantec Consulting Ltd.
- 78 Stevens Burgess Architects Ltd.
- 79 Strasman Architects Inc.

- 80 Terraprobe Inc.
- 81 The MBTW Group
- 82 The Planning Partnership
- 83 Thermaco Engineering Services (1986)
- 84 WalterFedy Inc.
- 85 Wardnet Inc.
- 86 Wood Environment & Infrastructure
- 87 WSP Canada Inc.

2019/2020/2021 ROSTER PERIOD PROGRAM DASHBOARD (C12-06-18)





INFORMATION REPORT

TO:	Chair and Members Audit, Finance and Administration Committee
COMMITTEE DATE:	May 19, 2022
SUBJECT/REPORT NO:	Reserve / Revenue Fund Investment Performance Report – December 31, 2021 (FCS22032) (City Wide)
WARD(S) AFFECTED:	City Wide
PREPARED BY:	Gerald T. Boychuk (905) 546-2424 Ext. 4321 Brandon A. Teglas (905) 546-2424 Ext. 4363
SUBMITTED BY:	Brian McMullen Director, Financial Planning, Administration and Policy Corporate Services Department
SIGNATURE:	

COUNCIL DIRECTION

Not Applicable.

INFORMATION

The investment portfolio for the City of Hamilton's (City's) Reserve / Revenue Fund (comprised of reserve / revenue funds, capital account balances and unused operating funds) had an earnings rate of 2.95% for the 12 months ending December 31, 2021 and had an average earnings rate of 2.82% over the past five years. The earnings rate includes interest and bond lending revenues but excludes realized and unrealized capital gains / losses.

The City's portfolio generated \$35,474,927 in bond interest, net realized capital gains / losses, bond lending revenue and bank interest over the 12 months ending December 31, 2021. The average dollar amount generated over the last five years is \$30.72 M. The return of \$35,474,927 was realized on an average asset cost of \$1,459,726,044 (made up of \$961,345,174 for the investment portfolio, \$445,984,575 for the City's bank account balance, plus \$46,758,845 for the One Fund Equity and \$5,637,450 for the Universe Corporate Bond), giving a percentage return on cost of 2.43%. Bond lending revenues of \$336,417 are included in the earnings rate of 2.95%. Net unrealized capital gains were \$45,941,081 as at December 31, 2021.

OUR Vision: To be the best place to raise a child and age successfully.

OUR Mission: To provide high quality cost conscious public services that contribute to a healthy, safe and prosperous community, in a sustainable manner.

OUR Culture: Collective Ownership, Steadfast Integrity, Courageous Change, Sensational Service, Engaged Empowered Employees.

**SUBJECT: Reserve / Revenue Fund Investment Performance Report –
December 31, 2021 (FCS22032) (City Wide) – Page 2 of 4**

For the 12 months ending December 31, 2021, the overall return (includes bond interest, bond lending revenues, realized capital gains / losses and unrealized capital gains / losses) was -0.57% and the return on the benchmark was -1.49%, resulting in an out-performance of 92 basis points. Over the past five years, the overall return has averaged 2.93% per annum, out-performing the average return on the benchmark over the same five-year period of 1.93% by 100 basis points. For the one-year period ending December 31, 2021, the out-performance of the investment portfolio relative to the benchmark is attributed to its longer duration, resulting in mid-term and long-term bonds outperforming short-term bonds.

By comparison, the overall returns for the One Fund portfolios (offered by the Association of Municipalities of Ontario and the Municipal Finance Officers' Association), over the 12-month period ending December 31, 2021 were -1.44% for bonds and 0.04% for money market. If the City's Policy had been used in these funds (i.e. 90% bonds and 10% money market), then the overall return would have been 0.72% less than the actual return of -0.57% or -1.29%. On an average portfolio market value of \$1,084 M (excluding One Fund Equity and bank account balances), the incremental return of 0.72% resulted in incremental revenue of approximately \$7.86 M. The One Fund's under-performance is attributed to its policy of investing in short-term bonds. The FTSE TMX Short Government Index returned -1.12% while the FTSE TMX All-Government Mid Index returned -3.07%.

Table 1 summarizes the investment return indicators.

Table 1 - Investment Return Indicators (for information purposes only)

	12 Months ended 12/31/2021	12 Months ended 12/31/2020	12 Months ended 12/31/2019	12 Months ended 12/31/2018	12 Months ended 12/31/2017
Policy Target	-1.49%	5.51%	3.42%	1.79%	0.42%
City's Portfolio	-0.57%	7.16%	4.97%	1.82%	1.29%
One Fund – Bonds	-1.44%	5.29%	2.61%	-1.51%	-0.15%
One Fund – Money Market	0.04%	0.85%	1.68%	1.43%	0.60%
FTSE TMX – Short Government	-1.12%	4.85%	2.40%	1.96%	-0.38%
FTSE TMX – Mid Government	-3.07%	9.69%	4.92%	2.12%	0.46%
Bond Lending Revenue	\$336,417	\$262,239	\$322,520	\$284,474	\$231,169
Portfolio Earnings Rate (Excludes Capital Gains / Losses)	2.95%	2.71%	2.80%	2.85%	2.79%
Portfolio and Bank Earnings Rate (Excludes Capital Gains / Losses)	2.43%	2.32%	2.78%	2.67%	2.57%
Return One Fund Investment (Equity)	33.56%	19.56%	18.53%	2.24%	9.85%

OUR Vision: To be the best place to raise a child and age successfully.

OUR Mission: To provide high quality cost conscious public services that contribute to a healthy, safe and prosperous community, in a sustainable manner.

OUR Culture: Collective Ownership, Steadfast Integrity, Courageous Change, Sensational Service, Engaged Empowered Employees.

**SUBJECT: Reserve / Revenue Fund Investment Performance Report –
December 31, 2021 (FCS22032) (City Wide) – Page 3 of 4**

The investments in the portfolio, excluding the One Fund Equity investment, consist of 100% bonds and 0% money market. During the year ending December 31, 2021, the interest rate earned in the City's bank account was greater than the interest rate earned on Treasury Bills and Banker's Acceptances (with term to maturity less than five years) and therefore, funds that were earmarked for short-term expenses were held in the City's bank account at 0.65% crediting rate, as compared to the overnight rate of 0.25% or lower. As at December 31, 2021, the duration of the portfolio was 4.97 years compared with 4.04 years as at December 31, 2020.

On December 31, 2021, the market value of the investment portfolio was \$1,088,764,818 (excluding One Fund Equity and bank balances), an increase of \$110,369,875 compared to \$978,394,943 on December 31, 2020.

As at December 31, 2021, the One Fund equity holdings market value was \$78.494 M (or 7.21% of the market value of the Reserve Fund including the One Fund but excluding bank balances). Over the 12-month period ending December 31, 2021, the City's investment in the One Fund returned 33.56%.

Table 2 shows the changes in Canadian interest rates over the past 24 months.

Table 2 – Canadian Interest Rates

Canada Benchmark Bond	January 4, 2022	January 4, 2021	January 2, 2020
One Month (T-Bill)	0.08%	0.04%	1.63%
2 year	1.01%	0.20%	1.66%
5 year	1.39%	0.39%	1.62%
10 year	1.59%	0.68%	1.62%

As can be seen in Table 2, interest rates increased through 2021 for all terms up to 10 years. The increase in rates ranged from 0.04% in the one month (T-Bill) to 0.91% in the 10-year bond. These are historically low rates and were expected to be the normal for a year or so depending upon COVID-19 and international relations.

In 2020, the Bank of Canada dropped the central bank rate four times to a low of 0.25% and remained stable in 2021. The rates at year's end in all maturities were at historic lows. Currency values generally decline when rates decline but the Canadian Dollar and US Dollar exchange rate started at approximately \$1.27 and dropped to \$1.26 at year end. Oil started the year at \$48 US per barrel and finished the year at \$77 US per barrel.

The GDP rate growth forecast of 1.6% was not achieved for the year. It has been confirmed as an actual -5.4% for 2020 due to a bad last quarter, which was expected at that time. The actual was rectified in the last half of 2021 ending with a +4.6% GDP number. Growth is forecast to improve above +4.0% and gradually decline if COVID-19 and variants are ultimately controlled. The expectation is for a significant boost in consumption and inflation.

OUR Vision: To be the best place to raise a child and age successfully.

OUR Mission: To provide high quality cost conscious public services that contribute to a healthy, safe and prosperous community, in a sustainable manner.

OUR Culture: Collective Ownership, Steadfast Integrity, Courageous Change, Sensational Service, Engaged Empowered Employees.

**SUBJECT: Reserve / Revenue Fund Investment Performance Report –
December 31, 2021 (FCS22032) (City Wide) – Page 4 of 4**

The Reserve Fund portfolio has significant holdings of high-quality securities. The Fund out-performed its benchmark by 92bps (0.92%) by returning -0.57% through 2021. As a strategy going forward, the assumptions are that the economy will recover, COVID-19 will be controlled, a new normal will arrive but not immediately and interest rates will rise.

GB/BT/dt



INFORMATION REPORT

TO:	Chair and Members Audit, Finance and Administration Committee
COMMITTEE DATE:	May 19, 2022
SUBJECT/REPORT NO:	Hamilton Future Fund Investment Performance Report – December 31, 2021 (FCS22033) (City Wide)
WARD(S) AFFECTED:	City Wide
PREPARED BY:	Gerald T. Boychuk (905) 546-2424 Ext. 4321 Brandon A. Teglas (905) 546-2424 Ext. 4363
SUBMITTED BY:	Brian McMullen Director, Financial Planning, Administration and Policy Corporate Services Department
SIGNATURE:	

COUNCIL DIRECTION

Not Applicable.

INFORMATION

The City of Hamilton Future Fund portfolio of investments had an earnings rate of 2.60% for the 12 months ending December 31, 2021 and an average earnings rate of 2.56% over the past five years. The earnings rate includes interest and lending revenues but excludes realized and unrealized capital gains / losses.

The City of Hamilton Future Fund's portfolio generated approximately \$1,378,448 in bond interest, net realized capital gains / losses and bond lending revenue over the last 12 months ending December 31, 2021. The total return of \$1,378,448 was realized on an investment at an average cost of \$49,988,499, giving a percentage return on cost of 2.76%. Interest, net realized capital gains / losses and bond lending income over the last five years have averaged \$1.24 M annually.

As at December 31, 2021, net unrealized capital gain of \$1,617,064 and a net capital loss of \$7,418 were recorded over the past 12 months. The duration of the portfolio of investments was 4.32 years as at December 31, 2021 compared with 4.72 years as at December 31, 2020.

OUR Vision: To be the best place to raise a child and age successfully.

OUR Mission: To provide high quality cost conscious public services that contribute to a healthy, safe and prosperous community, in a sustainable manner.

OUR Culture: Collective Ownership, Steadfast Integrity, Courageous Change, Sensational Service, Engaged Empowered Employees.

**SUBJECT: Hamilton Future Fund Investment Performance Report –
December 31, 2021 (FCS22033) (City Wide) – Page 2 of 3**

As of December 31, 2021, the market value of the portfolio was \$53,345,292 compared to \$51,831,393 as at December 31, 2020, an increase of \$1,513,899.

For the 12 months ending December 31, 2021, the overall return (includes interest, bond lending revenue, realized and unrealized capital gains / losses) was -1.25%, out-performing the benchmark return of -1.49% by 24 basis points. Over the past five years, the overall return has averaged 3.08% per annum, out-performing the average benchmark return over the same five-year period of 1.93% by 115 basis points. The out-performance of the Hamilton Future Fund relative to the benchmark over the last five years is attributed mostly to its overweight position over the last couple of years in longer term bonds.

The overall returns for the One Fund (offered by the Association of Municipalities of Ontario and the Municipal Finance Officers' Association) for the year ending December 31, 2021 was 39.84% for the Equity Portfolio, -1.44% for bonds and 0.04% for money market. If the City's Policy had been used in these funds (i.e. 90% bonds and 10% money market), the overall return would have been -1.29% or four basis points lower than the overall return of -1.25%. Using an average portfolio market value of \$46,789,056 for the past 12 months, a decrease of 0.04% in overall return resulted in a revenue decrease of approximately \$18,715. The FTSE TMX Mid-Government Index returned -3.07% and the FTSE TMX Short Government Index returned -1.12%.

Table 1 below summarizes the investment return indicators.

Table 1: Investment Return Indicators (for information purposes only)

	12 Months ended 12/31/2021	12 Months ended 12/31/2020	12 Months ended 12/31/2019	12 Months ended 12/31/2018	12 Months ended 12/31/2017
Policy Target	-1.49%	5.51%	3.42%	1.79%	0.42%
Hamilton Future Fund Portfolio	-1.25%	7.75%	5.47%	1.95%	1.50%
One Fund – Bonds	-1.44%	5.29%	1.68%	1.51%	-0.15%
One Fund – Money Mkt.	0.04%	0.85%	2.61%	1.43%	0.60%
FTSE TMX – Short Government	-1.12%	4.85%	2.40%	1.96%	-0.38%
FTSE TMX – Mid Government	-3.07%	9.69%	4.92%	2.12%	0.46%
Bond Lending Revenue	\$13,623	\$10,738	\$18,094	\$14,128	\$9,479
Earnings Rate (Excludes Capital Gains / Losses)	2.60%	2.43%	2.58%	2.62%	2.55%

Table 2 summarizes the changes in Canadian interest rates over the past 24 months.

**SUBJECT: Hamilton Future Fund Investment Performance Report –
December 31, 2021 (FCS22033) (City Wide) – Page 3 of 3**

Table 2 – Canadian Interest Rates

Canada Benchmark Bond	January 4, 2022	January 4, 2021	January 2, 2020
One Month (T-Bill)	0.08%	0.04%	1.63%
2 year	1.01%	0.20%	1.66%
5 year	1.39%	0.39%	1.62%
10 year	1.59%	0.68%	1.62%

As can be seen in Table 2, interest rates increased through 2021 for all terms up to 10 years. The increase in rates ranged from 0.04% in the one month (T-Bill) to 0.91% in the 10-year bond. These are historically low rates and were expected to be the normal for a year or so depending upon COVID-19 and international relations.

In 2020, the Bank of Canada dropped the central bank rate four times to a low of 0.25% and remained stable in 2021. The rates at year's end in all maturities were at historic lows. Currency values generally decline when rates decline but the exchange rate of US Dollars (USD) to Canadian Dollars (CAD) started at approximately \$1.27 and dropped to \$1.26 at year end. Oil started the year at \$48 US per barrel and finished the year at \$77 US per barrel. The GDP rate growth forecast of 1.6% was not achieved for the year. It has been confirmed as an actual -5.4% for 2020 due to a bad last quarter, which was expected at that time. The actual was rectified in the last half of 2021 ending with a +4.6% GDP number. Growth is forecast to improve above +4.0% and gradually decline if COVID-19 and variants are ultimately controlled. The expectation is for a significant boost in consumption and inflation.

The Future Fund portfolio has significant holdings of high-quality securities. The Fund out-performed its benchmark by 24bps (0.24%) by returning -1.25% through 2021. As a strategy going forward, the assumptions are that the economy will recover, COVID-19 will be controlled, a new normal will arrive but not immediately and interest rates will rise.

GB/BT/dt

OUR Vision: To be the best place to raise a child and age successfully.

OUR Mission: To provide high quality cost conscious public services that contribute to a healthy, safe and prosperous community, in a sustainable manner.

OUR Culture: Collective Ownership, Steadfast Integrity, Courageous Change, Sensational Service, Engaged Empowered Employees.



INFORMATION REPORT

TO:	Chair and Members Audit, Finance and Administration Committee
COMMITTEE DATE:	May 19, 2022
SUBJECT/REPORT NO:	Cemetery Trust Accounts Investment Performance Report – December 31, 2021 (FCS22034) (City Wide)
WARD(S) AFFECTED:	City Wide
PREPARED BY:	Gerald T. Boychuk (905) 546-2424 Ext. 4321 Brandon A. Teglas (905) 546-2424 Ext. 4363
SUBMITTED BY:	Brian McMullen Director, Financial Planning, Administration and Policy Corporate Services Department
SIGNATURE:	

COUNCIL DIRECTION

Not Applicable.

INFORMATION

Over the 12-month period ending December 31, 2021, the earning rates are 2.93% for the Cemetery Care and Maintenance Trust, 3.17% for the Cemetery Monument Care Trust and 2.98% for the Cemetery Pre-Need Assurance Trust. These earning rates include interest and lending revenue but exclude realized and unrealized capital gains / losses.

Over the same period, the overall returns based on market value which include interest, bond lending revenue, realized and unrealized capital gains / losses are -1.54% for the Cemetery Care and Maintenance, -2.26% for the Cemetery Monument Care and -1.98% for the Cemetery Pre-Need Assurance. The overall return for the benchmark (or Policy return) is -2.54%. As a result, the Cemetery Care and Maintenance out-performed the benchmark by 100 basis points, the Cemetery Monument Care out-performed the benchmark by 28 basis points and the Cemetery Pre-Need Assurance out-performed the benchmark by 56 basis points.

OUR Vision: To be the best place to raise a child and age successfully.

OUR Mission: To provide high quality cost conscious public services that contribute to a healthy, safe and prosperous community, in a sustainable manner.

OUR Culture: Collective Ownership, Steadfast Integrity, Courageous Change, Sensational Service, Engaged Empowered Employees.

**SUBJECT: Cemetery Trust Accounts Investment Performance Report –
December 31, 2021 (FCS22034) (City Wide) – Page 2 of 3**

As of December 31, 2021, the total portfolio market values are \$16,280,578 (with \$818,292 of net unrealized capital gains) for the Cemetery Care and Maintenance Trust, \$1,501,744 (with \$129,732 of net unrealized capital gains) for the Cemetery Monument Care Trust and \$3,829,992 (with \$248,778 of net unrealized capital gains) for the Cemetery Pre-Need Assurance Trust.

Table 1 shows the investment return indicators.

Table 1 - Investment Return Indicators
(for information purposes only)

	12 Months ended 12/31/2021	12 Months ended 12/31/2020	12 Months ended 12/31/2019
Earnings Rate (Excluding Unrealized Capital Gains or Loss)			
Cemetery Care and Maintenance	2.93%	2.98%	3.12%
Cemetery Monument Care	3.17%	3.17%	3.39%
Cemetery Pre-Need Assurance	2.98%	3.01%	3.23%
Total Return			
Cemetery Care and Maintenance	-1.54%	8.25%	5.93%
Cemetery Monument Care	-2.26%	9.55%	7.10%
Cemetery Pre-Need Assurance	-1.98%	9.03%	6.44%
Policy Target (FTSE TMX Canada Universe Bond)	-2.54%	8.68%	6.87%
Bond Lending Revenue			
Cemetery Care and Maintenance	\$ 4,006.38	\$ 3,397.26	\$ 3,045.37
Cemetery Monument Care	\$ 207.97	\$ 209.69	\$ 338.76
Cemetery Pre-Need Assurance	\$ 1,070.98	\$ 712.69	\$ 743.49
Income Earned*			
Cemetery Care and Maintenance	\$ 405,786	\$ 394,102	\$ 382,712
Cemetery Monument Care	\$ 41,374	\$ 39,365	\$ 38,259
Cemetery Pre-Need Assurance	\$ 99,860	\$ 98,499	\$ 98,135
Ending Portfolio Market Value			
Cemetery Care and Maintenance	\$ 16,280,578	\$ 13,552,078	\$ 13,224,970
Cemetery Monument Care	\$ 1,501,744	\$ 1,303,879	\$ 1,228,412
Cemetery Pre-Need Assurance	\$ 3,829,992	\$ 3,441,730	\$ 3,252,248

*Does not include interest earned in the bank account on balances.

**SUBJECT: Cemetery Trust Accounts Investment Performance Report –
December 31, 2021 (FCS22034) (City Wide) – Page 3 of 3**

The year started with stable short-term interest rates, with all accounts holding longer-term higher coupon bonds. The previous year, 2020, had ended with strengthening growth and inflation which was deemed to be transitory due to international and domestic relief from COVID-19 and the massive financial stimulus of historically low administered rates as the Bank of Canada stayed at a rate of 0.25% and the Federal Bank in the United States being held at 0.0% other economies were at negative rates. By year end 2021, both Canada and the United States showed growth and inflation well beyond 5.0% and interest rates have since started to rise. The stimulating actions of both countries had advanced both economies to exceed levels of prior inflationary growth and had caught up to and eclipsed the expected targets of 2 to 3% growth.

The Bank of Canada realized that problems with slowing trade, income and economic growth accompanied by significantly increasing market rates of GDP growth reflected increased inflation. This should be transitory and to be prudent by not increasing the official Bank Rate. The response led to slow increasing market rates in all terms and an overall loss in value for all terms through Short to Long fixed income by having a lower than market coupon.

Notwithstanding the markets slow increasing of rates throughout all bond maturities, there were no official Bank Rate changes. There were no official interest rate increases in 2021. The Cemetery Care returned -1.54%, 100bps bettering the bench mark while the Cemetery Monument returned -2.26%, 28bps better than the benchmark. The Cemetery Pre-Need returned -1.98%, 56bps bettering the Canada Universe Index of -2.54%. All funds bettered their benchmarks. As can be seen in Table 1, the earning rate is positive ranging from 2.93% to 3.17% based on cash income / amortized cost.

Going forward, rates are expected to move up progressively to a more normal level. These past historically low levels are forecast to increase aggressively. The frequency and level that will be required to reach equilibrium rates is expected to be moved, as needed, to reduce inflationary aspects and regain a lower less inflationary growing economy. With COVID-19 and variants acting as a block to recovering lost growth, the strategy will be to slowly add five to ten-year terms depending upon conditions and outlook.

GB/BT/dt



INFORMATION REPORT

TO:	Chair and Members Audit, Finance and Administration Committee
COMMITTEE DATE:	May 19, 2022
SUBJECT/REPORT NO:	2021 Provincial Offences Administration Annual Report (FSC22026) (City Wide)
WARD(S) AFFECTED:	City Wide
PREPARED BY:	Wendy Mason (905) 546-2424 Ext. 5718
SUBMITTED BY:	Cindy Mercanti Director, Customer Service, POA and Financial Integration Corporate Services Department
SIGNATURE:	

COUNCIL DIRECTION

Not Applicable

INFORMATION

The 2021 Annual Report, attached to Report FCS22026 as Appendix “A”, is a summary that highlights the activities and operations of the Provincial Offences Administration (POA) throughout the year. It is provided every year and includes a performance snapshot, summary of financial results, overview of achievements for the previous year and insight into the coming year’s strategic initiatives.

APPENDICES AND SCHEDULES ATTACHED

Appendix “A” to Report FCS22026 – 2021 Provincial Offences Administration Annual Report

WM/dt

OUR Vision: To be the best place to raise a child and age successfully.

OUR Mission: To provide high quality cost conscious public services that contribute to a healthy, safe and prosperous community, in a sustainable manner.

OUR Culture: Collective Ownership, Steadfast Integrity, Courageous Change, Sensational Service, Engaged Empowered Employees.



2021 Provincial Offences Administration Annual Report

Table of Contents

Background	3
Provincial Offences Administration (POA) Snapshot	4
2021 Key Initiatives	4
2022 Key Initiatives	5
Emerging Trends	5
Charges Filed	6
Trials	7
Early Resolution (ER)	7
Fail to Respond	7
Revenues	8
Collections	9

BACKGROUND

Provincial Offences Administration (POA) administers to charges from approximately 40 enforcement agencies for all acts and regulations under the *Provincial Offences Act*. A charge going to court can result in many different dispositions which do not result in a fine. A charge can be withdrawn, dismissed or suspended, all of which result in zero revenue for the City. An Early Resolution meeting can result in an agreed upon plea to a reduced charge and / or a reduced fine. Charges filed are varied and cover a broad range of legislative enforcement from speeding to careless driving under the *Highway Traffic Act* (inclusive of Red Light Camera), charges under City of Hamilton By-Laws (excluding parking offences), *Liquor License and Control Act*, *Trespass to Property Act*, *Compulsory Automobile Insurance Act*, the *Environmental Protection Act* and *Occupational Health and Safety Act*, to name a few.

POA administers Part I and Part III offences under the *Provincial Offences Act* which are filed by Enforcement Agencies. Administrative Penalty System (APS) offences are not administered by POA.

A Part I offence is commonly referred to as a "ticket" and is most often issued by an officer at the time of the offence. When a Part I offence notice is issued, the defendant can either plead guilty and pay the fine, request an early resolution meeting with a prosecutor or request a trial. A Part III offence is considered a more serious offence and requires the defendant to appear before a Justice of the Peace.

POA is located at 50 Main Street East, which accommodates administrative offices and four courtrooms. POA is comprised of the following services: Court Administration, Court Support, Collections and Prosecution (reporting through Legal Services).

Court Administration responsibilities include:

- processing fine payments and requests for extension of time to pay
- scheduling early resolution meetings and trials
- updating court documents
- receiving and processing all new charges
- appeals and re-openings of charges

Court Support responsibilities include:

- ensuring courtroom decorum and capture of the official court record
- production of transcripts as requested
- management of court documents and exhibits
- swearing in of witnesses and interpreters
- arraigning the defendant on charges

Collections responsibilities include:

- pursuit of the collection of overdue fines
- searching for current address and phone information to assist in contact with defendants
- updating database system for collection activity

Each year, POA solicits an independent audit of the financial statements for the Provincial Offences Office. As per the Memorandum of Understanding (MOU) between Her Majesty the Queen in Right of Ontario as represented by the Attorney General and the City of Hamilton, the completed audit is submitted annually to the Attorney General and the Ministry of Finance.

POA SNAPSHOT

The following provides a 2021 snapshot of POA performance:



\$12.6 M
in Revenue
(net provincial transfers)



\$72.8 M
Outstanding accounts receivable



\$2.3 M
Contribution
to Net Levy

\$4.7 M

Revenue collected from
defaulted accounts receivable



1,448
Trials Requested



7,915
Early Resolution (ER)
Meetings Scheduled



86,780
Charges Filed

2021 KEY INITIATIVES

In 2021, several continuous improvement initiatives were implemented:

- Implemented both City and Ministry COVID-19 protocols
- Implemented an expanded early resolution process to support remote hearings
- Implement a virtual court platform to support remote proceedings and trials
- Initiate the electronic filing of automated enforcement charges
- Supported the download of responsibilities resulting from the proclamation of various sections of Bill 177, clerk of court duties, by reviewing the legislation and upcoming regulations to support the review of Fail to Responds, re-opening applications and requests for extension of time to pay

Virtual Courts

Virtual courts and the use of Zoom in the courtrooms has provided POA an opportunity to proceed with matters however the scheduling and the court process to have these matters heard have been impacted. The ease and ability of counsel, enforcement officers and prosecutors to be able to speak to defendants to determine readiness and approach required for each court appearance causes a delay in the court proceeding and further limits the amount of matters that are able to be scheduled to a courtroom.

In presiding over court hearings, often the Justice of the Peace rely heavily on paperwork and other documents which have been submitted by defendants, counsel, agents and Prosecutors. Due to the nature of virtual courts these documents are not always easily accessible for the presiding Justice which further increases the amount of time a matter is required to be scheduled and limits the number of matters that can be scheduled to a courtroom. The court process in general has become more complex with substantially lengthier trial / hearing processes in the many Early Resolution, case management, pretrial, trial courts which has impacted the scheduling of matters in court.

2022 KEY INITIATIVES

Several continuous improvement initiatives are being launched for 2022:

- In consultation with the Ministry of the Attorney General, update the court master plan
- Support the re-introduction of in-person trials in addition to the availability of virtual trials
- Further enhance the accessibility and usability of electronic document filing
- Continue to support the examination of Fail to Respond dockets, re-opening applications and requests for extension of time to pay by the Clerk of the Court

EMERGING TRENDS

The following changes to the legislative environment will impact POA:

- **Replacement of the Court Integrated Operational Network (ICON)** led by the Ministry will fundamentally transform the way in which the justice system operates.
- **Administrative Penalty System (APS)** is an alternative process which allows the municipality to manage certain types of disputes rather than utilize the provincial court system. Municipal By-law disputes account for 1% of total charges filed. Electronic Speed Enforcement and Red Light Camera offences are being considered for inclusion in APS.

CHARGES FILED

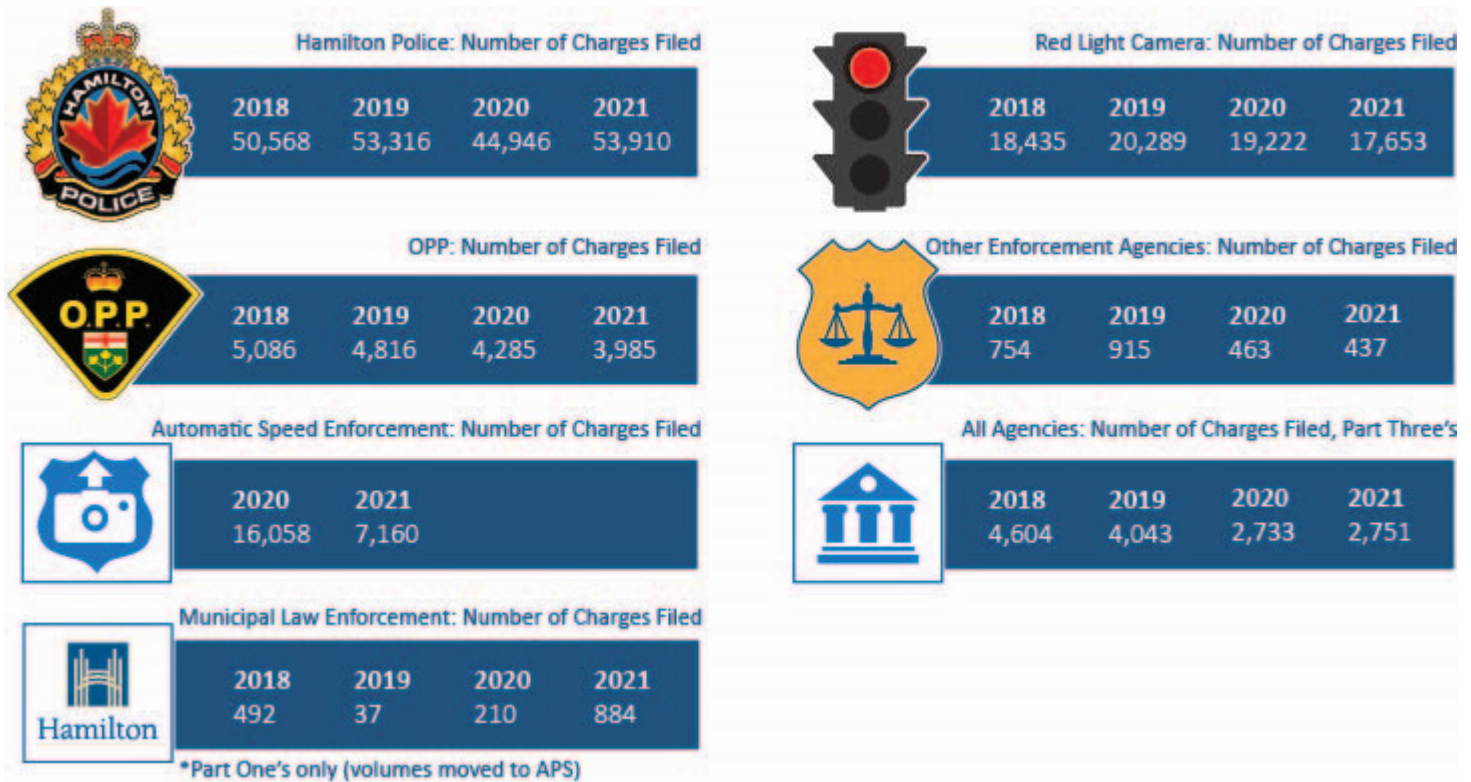
In 2021, POA received 86,780 charges of which, approximately 95% of the charges filed resulted from Hamilton Police Services, Automated enforcement and the Ontario Provincial Police (OPP).

Total Charges Filed				
2017	2018	2019	2020	2021
77,861	79,839	83,416	86,736	86,780

The number of charges filed has been increasing over the three-year period from 2018 to 2020. The majority of charges filed relate to the *Highway Traffic Act*.

The table below depicts Part I's and Part III's, by enforcement agency, as a percentage of charges filed over a four-year period.

% of Charges Filed By Agency (Part I and Part III)



The proportion of charges filed by Hamilton Police Service has decreased by 2% since 2018. With the introduction of automated enforcement (Red Light Cameras and Speed Enforcement), the proportion of automated speed enforcement charges has increased by 24% since 2018. OPP charges have demonstrated a downward trend since 2018. Charges filed by other enforcement agencies such as Ministry of the Environment, Ministry of Labour, etc. have also declined over the past four years. In 2018, Municipal Law Enforcement (MLE) charges commenced its transition to the Administrative Penalty System (APS) office. Part III's continue to be processed within POA.

TRIALS

Trials are scheduled into four courtrooms dependent upon Judicial resources. No in-person trials were scheduled between January 1 and August 31, 2021 due to COVID-19.

	Courtroom Hours			
	2018	2019	2020	2021
All Courtrooms	1,685	1,774	1,051	1,448

EARLY RESOLUTION

This process is intended to provide resolution to court matters without a trial. Of all Part I's filed, 9% (approximately 7,915) result in a request for an Early Resolution meeting with a prosecutor.

	% of Early Resolution Hearings Scheduled				
	2017	2018	2019	2020	2021
Part 1	15%	14%	16%	11%	9%

FAIL TO RESPOND

In 2021, 50% of all Part I certificates of offence filed were placed on a Fail to Respond (failed to respond to any settlement or dispute options) docket due to the lifting of the 2020 stop conviction order. Administratively, this process takes more time as the tickets need to be reviewed by a Justice of the Peace before a conviction and notice can be issued. Under Bill 177, tasks associated with the Fail to Respond process has been downloaded to POA.

	Fail to Respond				
	2017	2018	2019	2020	2021
Part 1	29%	28%	28%	5%	50%

Due to COVID-19 and the extension of court time lines by the Chief Justice resulted in no Fail to Respond convictions from January-March 16, 2021.

REVENUES

POA administers and collects fines where revenue is disbursed to other City business units such as Animal Services, Building Division and Licensing and By-Law Services and Traffic Engineering and Operations (Red Light Camera charges). Red Light Camera revenue is transferred to Public Works, less Service Ontario fees and an administrative cost. Similarly, Licensing and By-Law Services and Building Division revenue is transferred to Planning and Economic Development, less an administrative cost.

Dedicated Fines, Victim Fine Surcharge, expenses associated with Part III prosecutions prosecuted by the Province and any POA fines levied against the City are payable to the Ministry of the Attorney General. Fines collected for other POA sites (i.e. Brantford, Burlington, etc.) are paid quarterly to the appropriate municipality after reconciliation with quarterly statements. The remaining revenue is used to offset any remaining administration costs and contribute to the net levy. Payments can be made at any POA court office, over the phone, on-line via Paytickets (third party vendor), at Hamilton Municipal Service Centres and at Service Ontario locations.

Revenues for 2021 improved over the previous year. An order suspending timelines was made March 17, 2020, by the Chief Justice of the Ontario Court of Justice, which effectively put all matters on hold, lasting through to early 2021. No convictions were registered resulting in decreased revenues until the resumption of Early Resolution September 7, 2020, moving some matters along, minimally impacting revenues. Revenues are expected to recover post-pandemic.

In 2021, there was a distribution disruption that resulted in a delay in receiving information from the Toronto processing centre; thereby resulting in a revenue adjustment in the amount of approximately \$148,850 to the City's ticketing process.

	Gross Revenue	Net Contribution
2017	\$12,153,945	\$2,872,089
2018	\$12,352,242	\$2,975,996
2019	\$13,597,869	\$3,052,708
2020	\$10,523,446	\$(328,423)
2021	\$12,561,088*	\$2,265,771

*Includes \$1,043,500 Safe Start

COLLECTIONS

Internal collections were responsible for collecting \$3,789,603 and the external collection agencies collected \$943,782 in 2021. This represents an increase in overall collections of \$1,138,716 over 2020. In 2017, the Province introduced legislation to improve collection efforts (inability to renew plates and drivers' licenses for driving-based offences) to encourage payment. POA has leveraged this opportunity by redirecting defaulted Red Light Camera and Automated Speed Enforcement collections to plate denial (up to a two-year process) saving the cost of the external agency fee.

Fines that qualify are added to the defendant's property taxes (tax roll). Since the introduction of tax rolling by POA in 2017, \$481,880 in outstanding fines has been added to the tax roll. For a defaulted fine to be tax rolled, property ownership must be confirmed. Specific business units, such as Licensing and By-Law Services, have the authority to deny issuing or renewing a license if a fine is outstanding.

During the collection process, staff had the opportunity to review aged accounts receivable and identified a small number of files that predate the transition of POA from Ministry of the Attorney General (MAG) to the City (i.e. early 2001 time period) and fall outside of POA's write-off procedural timeframe. As per POA's standard operating process, staff connected with MAG and confirmed write-off disposition. There was little impact to the City and fine amounts are nominal, representing approximately less than 0.5% City of Hamilton average annual accounts receivable write-off amount.

As of December 31, 2021, the outstanding receivables balance, including the 2021 proposed write-offs, totalled \$72,827,957.

Write-offs for Deceased Persons, which are an automatic write-off by the Ministry of the Attorney General, totalled \$1,893,205.



CITY OF HAMILTON
CORPORATE SERVICES DEPARTMENT
Customer Service and POA Division

TO:	Chair and Members Committee of the Whole
COMMITTEE DATE:	May 19, 2022
SUBJECT/REPORT NO:	Proposed Write-off for Provincial Offences (FCS22027) (City Wide)
WARD(S) AFFECTED:	City Wide
PREPARED BY:	Adam Pitre (905) 546-2424 Ext. 7200 Wendy Mason (905) 546-2424 Ext. 5718
SUBMITTED BY:	Cindy Mercanti Director, Customer Service, POA and Financial Integration Corporate Services Department
SIGNATURE:	

RECOMMENDATION(S)

That staff be authorized to write-off the following outstanding Provincial Offences fines deemed uncollectible, in the total amount of \$2,889,903.07:

- (a) \$995,613.77 in uncollectible fines with a sentence date of December 31, 2014 and prior;
- (b) \$1,084.09 in underpayments from April 1, 2021 through March 31, 2022;
- (c) \$1,893,205.21 in fines held by persons deceased in 2021.

EXECUTIVE SUMMARY

In accordance with the Provincial Offences Administration (POA) Write-off Procedure and the Memorandum of Understanding, POA is requesting that 8,815 records amounting to \$2,889,903.07 be written off. Fines are written off based on the age of the accounts receivable and ability to collect. Files which are seven years or older are identified for write-off consideration. If a fine is written off, it does not absolve a convicted offender from the requirement to pay the fine as debts to the Crown are not forgiven.

OUR Vision: To be the best place to raise a child and age successfully.

OUR Mission: To provide high quality cost conscious public services that contribute to a healthy, safe and prosperous community, in a sustainable manner.

OUR Culture: Collective Ownership, Steadfast Integrity, Courageous Change, Sensational Service, Engaged Empowered Employees.

**SUBJECT: Proposed Write-off for Provincial Offences (FCS22027) (City Wide) –
Page 2 of 4**

Reasons that accounts become uncollectible include debtor cannot be located and bankruptcy or business closure.

The approval to write-off these fines will reduce the accounts receivables owing to the City of Hamilton and allow our collection staff to concentrate their efforts in pursuing more recent fines for which there is a higher probable rate of collection.

Alternatives for Consideration – See Page 4

FINANCIAL – STAFFING – LEGAL IMPLICATIONS

Financial: Accounts Receivable write-offs are reflected as a decrease in Accounts Receivable and an increase in Bad Debt.

Staffing: None

Legal: If approved by Council, staff will advise the Ministry of the Attorney General of this recommendation and request that they be authorized to purge these records from the Ministry database (ICON).

HISTORICAL BACKGROUND

POA utilizes several collection methods which include: internal collection efforts, external collection agencies, tax rolling, garnishment and writs. The value of the receivable falls rapidly as a function of time and the longer the debt has been owed, the less likely POA is to collect.

In 2018, the Province introduced legislation to improve collection efforts (inability to renew plates and drivers' licenses for driving-based offences) that has helped encourage payment.

Internal collections were responsible for collecting \$3,789,602.88 and the external collection agencies collected \$943,782.24 in 2021. This represents an increase in overall collections by the internal staff and the collection agencies of \$1,138,716.40 over the 2020 adjusted gross total.

The year-end outstanding receivables balance, including the 2021 proposed write-offs, totalled \$72,827,957.37. Outstanding receivables include new charges (convicted fines) plus defaulted fines.

**SUBJECT: Proposed Write-off for Provincial Offences (FCS22027) (City Wide) –
Page 3 of 4**

POLICY IMPLICATIONS AND LEGISLATED REQUIREMENTS

The recommendation follows existing corporate, provincial policies, procedures and standard accounting practices respecting the write-off of uncollectible monies.

RELEVANT CONSULTATION

Internal stakeholders consulted include staff in the departments of Corporate Services and Planning and Economic Development.

ANALYSIS AND RATIONALE FOR RECOMMENDATION(S)

Staff anticipates the amount of the write-offs to be \$995,613.77 in uncollectible fines with a due date of December 31, 2014 and prior underpayments (pay less than is due) of \$1,084.09 from April 1, 2021 through March 31, 2022. An example of an underpayment would be the fee associated with the fail to respond docket; the \$5 fee is added to the balance, however, in the meantime, the fine was paid. There is an additional amount of \$1,893,205.21 representing persons that were deceased in 2020 that held unpaid fines. The total amount of \$2,889,903.07 includes the Victim Fine Surcharge which is payable to the Province of Ontario. Building Department write-offs were not included this year but will be considered for next year.

All offences filed with POA are pursued by way of enforcement if they are not paid by their due date. Enforcement includes suspension of a driver's licence, denial of licence plate renewal, referral to our external collection agency and civil enforcement. Outstanding fines are tracked through our collections database, wherein chronic offenders can be identified, based upon criteria that anyone with more than three offences in a one-year period is classified as chronic.

The approval to write-off these fines will reduce the accounts receivables owing to the City of Hamilton and allow our collection staff to concentrate their efforts in pursuing more recent fines for which there is a higher probable rate of collection. After writing off the proposed amount of \$2,889,903.07, the remaining outstanding accounts receivables balance will be \$69,938,054.30.

POA is requesting that 8,815 records amounting to \$2,889,903.07 be written off. Fines are written off based on the age of the accounts receivable and ability to collect. If a fine is written off, it does not absolve a convicted offender from the requirement to pay the fine, as debts to the Crown are not forgiven. Files can be re-activated in ICON if a payment is received.

**SUBJECT: Proposed Write-off for Provincial Offences (FCS22027) (City Wide) –
Page 4 of 4**

Write Off History

	# of Files	\$ Written Off	Year End Outstanding Balance
2017	5,870	\$1,200,569	\$64,740,574
2018	5,581	\$1,173,573	\$69,937,030
2019	5,739	\$1,385,639	\$71,744,079
2020	6,068	\$1,626,850	\$68,854,632
2021	8,815	\$2,889,903	\$69,938,054

ALTERNATIVES FOR CONSIDERATION

The Ministry of the Attorney General has issued a directive to all POA offices in the Province to establish and maintain write-off policies and procedures. Given the Council approved write-off procedure, there are no alternatives for consideration.

ALIGNMENT TO THE 2016 – 2025 STRATEGIC PLAN

Our People and Performance

Hamiltonians have a high level of trust and confidence in their City government.

APPENDICES AND SCHEDULES ATTACHED

None.

WM/AP/dt



CITY OF HAMILTON
CORPORATE SERVICES DEPARTMENT
Financial Planning, Administration and Policy Division

TO:	Chair and Members Audit, Finance and Administration Committee
COMMITTEE DATE:	May 19, 2022
SUBJECT/REPORT NO:	Parkland Dedication Reserve Status Report as of December 31, 2021 (FCS22022) (City Wide)
WARD(S) AFFECTED:	City Wide
PREPARED BY:	Ailish Brooke (905) 546-2424 Ext. 2132
SUBMITTED BY:	Mike Zegarac General Manager, Finance and Corporate Services Corporate Services Department
SIGNATURE:	

RECOMMENDATION(S)

- (a) That Report FCS22022 “Parkland Dedication Reserve Status Report as of December 31, 2021” be received and made available to the public;
- (b) That Report FCS22022 “Parkland Dedication Reserve Status Report as of December 31, 2021” be forwarded, if requested, to the Ministry of Municipal Affairs and Housing.

EXECUTIVE SUMMARY

As per the requirements of the *Planning Act, 1990*, as amended, an annual report of the Parkland Dedication Reserve activity must be provided to Council. The Parkland Dedication Reserve Status Report is the “Special account, report” as outlined in the *Planning Act, 1990*, as amended, which must be made available to the public and forwarded to the Ministry of Municipal Affairs and Housing, at their request.

The Parkland Dedication Reserve receives revenues assessed under Sections 42, 51.1 and 53 of the *Planning Act, 1990*. These funds are to be “spent only for the acquisition of land to be used for park or other public recreational purposes, including the erection, improvement or repair of buildings and the acquisition of machinery for park or other public recreational purposes”.

OUR Vision: To be the best place to raise a child and age successfully.

OUR Mission: To provide high quality cost conscious public services that contribute to a healthy, safe and prosperous community, in a sustainable manner.

OUR Culture: Collective Ownership, Steadfast Integrity, Courageous Change, Sensational Service, Engaged Empowered Employees.

**SUBJECT: Parkland Dedication Reserve Status Report as of December 31, 2021
(FCS22022) – Page 2 of 7**

The overall 2021 Parkland Dedication Reserve balance has increased by \$3.17 M since 2020 to a balance of \$70.10 M. This increase is due to collections exceeding direct capital expenditures. The stated balance excludes a potential liability for over-dedication of land by developers. The over-dedication is currently estimated at \$26.09 M dependent on future buildout density and the ability to develop the subject lands. After considering the potential liability, the available funds in the Parkland Dedication Reserve at December 31, 2021 are \$44.01 M.

Alternatives for Consideration – Not Applicable

FINANCIAL – STAFFING – LEGAL IMPLICATIONS

Financial: The unaudited year-end Parkland Dedication Reserve balance is \$70.10 M, as outlined in Table 1.

**Table 1
Parkland Dedication Reserve
For the year ended December 31, 2021**

Beginning Balance	\$66,934,495.14
Revenues:	
Interest Income	1,496,979.85
Dedication Fee	9,720,334.60
Property Purchases Repayment (Notes 1,2)	<u>98,464.65</u>
Total Revenues	\$11,315,779.10
Land Expenditures:	
Stadium Precinct Park	4,500,000.00
Confidential Land Purchase	3,448,561.69
Cherry Beach Park	<u>200,000.00</u>
Total Expenditures	\$8,148,561.69
Ending Balance	<u>\$70,101,712.55</u>

Notes to Table 1:

- (1) The outstanding principal for Council authorized borrowings from this Reserve as at December 31, 2021 is \$521,424.71.
- (2) This repayment includes \$23,613.61 interest. Cumulative interest for funds borrowed from this account is \$1,476,910.66.

**SUBJECT: Parkland Dedication Reserve Status Report as of December 31, 2021
(FCS22022) – Page 3 of 7**

Table 2 shows that the stated year-end balance excludes a potential liability for over-dedication of land by developers for 28 subdivisions. The over-dedication is currently estimated at \$26.09 M dependent on future buildout density and the ability to develop the subject lands. After considering the potential liability, the available funds in the Parkland Dedication Reserve at December 31, 2021 is \$44.01 M.

**Table 2
Parkland Dedication Reserve – Available Balance
As at December 31, 2021**

Stated Balance:	\$70,101,712.55
Potential liability resulting from over-dedication of land (24 fully registered subdivisions)	(19,880,688.00)
Potential liability resulting from over-dedication of land (4 registered and ongoing subdivisions)*	<u>(6,211,322.00)</u>
Available Balance:	<u>\$44,009,703.55</u>

Note: * These agreements have been partly registered. The parkland dedication amount for the entire subdivision is not finalized until all phases have been registered. At this time, the City will pay any remaining over dedication.

As per the requirements of section 7(3)(iv) of Regulation 509/20 of the *Planning Act*, municipalities are required to show which projects have been funded from the Parkland Dedication Reserve, as well as, the manner in which any capital costs not funded from the special account have or will be funded. Table 3 shows the life to date funding for each project which received funding from the Parkland Dedication Reserve in 2021.

**SUBJECT: Parkland Dedication Reserve Status Report as of December 31, 2021
(FCS22022) – Page 4 of 7**

**Table 3
Life-to-Date and Future Funding Transferred to
Capital Projects Utilizing Parkland Dedication
Reserve Funds As at December 31, 2021**

Stadium Precinct Park		
Source of Funding	Life to Date Funding	Future Funding
Parkland Dedication Reserve	\$7,100,000	Not Applicable
Rental Fees & Sale of Land	\$596,149	Not Applicable
Development Charges	\$400,000	Not Applicable
Contribution from Future Fund	\$2,000,000	Not Applicable
Contribution from other Reserves	\$6,151,480	Not Applicable
Levy funding	\$1,266,995	Not Applicable
Total	\$17,514,624	

Note: Funding of other related Stadium Precinct capital projects is not included above.

Cherry Beach Park		
Source of Funding	Life to Date Funding	Future Funding
Parkland Dedication Reserve	\$200,000	
Development Charges		\$869,000
Total	\$200,000	\$869,000

Confidential Land Purchase		
Source of Funding	Life to Date Funding	Future Funding
Parkland Dedication Reserve	Net: \$3,448,562 (net of lease revenue returned to reserve)	Not Applicable
Contribution from other Reserves	\$75,000	Not Applicable
Total	Net: \$3,432,562 (net of lease revenue returned to reserve)	

Staffing: None.

Legal: None.

**SUBJECT: Parkland Dedication Reserve Status Report as of December 31, 2021
(FCS22022) – Page 5 of 7**

HISTORICAL BACKGROUND

The Parkland Dedication revenues were collected through Sections 42, 51.1 and 53 of the *Planning Act, 1990*, as amended, which provide the Council of a local municipality to require the conveyance of land to the municipality for park or other public recreational purposes as a condition of development or redevelopment or the subdivision of lands. The Parkland Dedication By-law 18-126 provides the City specific enactment of these sections.

Council approved spending from the Parkland Dedication Reserve through individual council reports, motions or the Capital Budget.

POLICY IMPLICATIONS AND LEGISLATED REQUIREMENTS

The Parkland Dedication Reserve Status Report FCS22022 is the “Special account, report” as outlined in regulation 509/20 (7) of the *Planning Act, 1990*, which must be provided to the public each year in respect of the preceding year.

RELEVANT CONSULTATION

Staff from the Planning and Economic Development have provided information regarding the over-dedication of parkland.

ANALYSIS AND RATIONALE FOR RECOMMENDATION(S)

As per the regulations of the *Planning Act, 1990*, as amended, an annual report regarding the Parkland Dedication Reserve activity must be provided to Council and made available to the public.

The “Special account, report” for the Parkland Dedication Reserve should include the following information for the preceding year, as per the requirements of the *Planning Act, 1990*, regulation 509/20 (7).

- (a) Statements of the opening and closing balances of the special account and of the transactions relating to the account;
- (b) Statements identifying,
 - (i) land or machinery acquired during the year with funds from the special account,
 - (ii) buildings erected, improved or repaired during the year with funds from the special account,
 - (iii) details of the amounts spent, and
 - (iv) for each asset mentioned in subparagraphs i and ii, the manner in which any capital cost not funded from the special account was or will be funded; and

**SUBJECT: Parkland Dedication Reserve Status Report as of December 31, 2021
(FCS22022) – Page 6 of 7**

- (c) The amount of money borrowed from the special account and the purpose for which it was borrowed;
- (d) The amount of interest accrued on any money borrowed from the special account.

The *Planning Act, 1990* was updated through the *Coronavirus (COVID-19) Support and Protection Act, 2020* which received Royal Assent on April 14, 2020. The resulting changes to the *Planning Act, 1990* came into effect for the year ended December 31, 2020.

This status Report FCS22022 reflects the changes to the requirements of the *Planning Act*. Notably, municipalities are required to show which projects have been funded from the Parkland Dedication Reserve, as well as, the manner in which any capital costs not funded from the special account was or will be funded. There is also the requirement that Council makes this statement available to the public. The Parkland Dedication Reserve Status Report FCS22022 will be made available to the public through either Committee minutes or on request.

Report FCS22022 summarizes the changes in the Parkland Dedication Reserve for the year ended December 31, 2021. The Parkland Dedication Reserve balance as of December 31, 2021 was \$70.10 M. The increase in the Parkland Dedication Reserve balance of \$3.17 M is due to collections exceeding direct capital funding of expenditures as reported in Table 1. The Parkland Dedication Reserve forecast balance for future years will be presented as part of the annual reserve forecast report. Report FCS22022 is presented to satisfy statutory requirements for reporting historical use of the reserve. This includes the repayments to this Reserve from Council authorized borrowings as illustrated in Table 1. The outstanding principal for Council authorized borrowings from this Reserve as at December 31, 2021 is \$521,424.71. Annual repayments to this Reserve continue until 2027.

Table 2 shows that the stated year-end balance includes the potential liability for over-dedication of land by developers. The over-dedication is currently estimated at \$26.09 M dependent on future buildout density and the ability to develop the subject lands. After considering the potential liability, the available funds in the Parkland Dedication Reserve at December 31, 2021 are \$44.01 M.

ALTERNATIVES FOR CONSIDERATION

Not applicable.

**SUBJECT: Parkland Dedication Reserve Status Report as of December 31, 2021
(FCS22022) – Page 7 of 7**

ALIGNMENT TO THE 2016 – 2025 STRATEGIC PLAN

Community Engagement and Participation

Hamilton has an open, transparent and accessible approach to City government that engages with and empowers all citizens to be involved in their community

APPENDICES AND SCHEDULES ATTACHED

None.

AB/dt



CITY OF HAMILTON
CORPORATE SERVICES DEPARTMENT
Financial Planning, Administration and Policy Division

TO:	Chair and Members Audit, Finance and Administration Committee
COMMITTEE DATE:	May 19, 2022
SUBJECT/REPORT NO:	Treasurer's Investment Report 2021 Fiscal Year by Aon (FCS22024) (City Wide)
WARD(S) AFFECTED:	City Wide
PREPARED BY:	Rosaria Morelli (905) 546-2424 Ext. 1390
SUBMITTED BY:	Mike Zegarac General Manager, Finance and Corporate Services Corporate Services Department
SIGNATURE:	

RECOMMENDATION(S)

That Report FCS22024 "Treasurer's Investment Report 2021 Fiscal Year by Aon", as provided to Council, be forwarded to the Hamilton Future Fund Board of Governors, for information.

EXECUTIVE SUMMARY

In accordance with the *Municipal Act, 2001*, the regulations thereunder and the City of Hamilton's Statement of Investment Policies and Procedures (the "City's SIPP"), the Treasurer of the City of Hamilton (General Manager, Corporate Services) is presenting to Council the City of Hamilton Reserve Funds Treasurer's Investment Report 2021 Fiscal Year (the "Treasurer's Report"), attached as Appendix "A" to Report FCS22024.

The Treasurer's Report is an investment report for the City of Hamilton Reserve Fund and the Hamilton Future Fund (the "Funds") for the City's fiscal year ending December 31, 2021 and is prepared by Aon on behalf of the Treasurer of the City of Hamilton. Market value at December 31, 2021 for the City Reserve Fund was \$1.084 B and Hamilton Future Fund was \$53 M.

All investments met the eligibility requirements as prescribed by Ontario Regulation 438/97 ("O. Reg. 438/97") and were made in accordance with the investment policies and goals, the City's SIPP, adopted by the City of Hamilton.

OUR Vision: To be the best place to raise a child and age successfully.

OUR Mission: To provide high quality cost conscious public services that contribute to a healthy, safe and prosperous community, in a sustainable manner.

OUR Culture: Collective Ownership, Steadfast Integrity, Courageous Change, Sensational Service, Engaged Empowered Employees.

Investment Performance of the Funds

Report FCS22032 provides details of the investment performance of the Reserve Fund as at December 31, 2021. Report FCS22033 provides details of the investment performance of the Hamilton Future Fund as at December 31, 2021.

The market rates of return for the 12-month period ending December 31, 2021 were -0.57% for the Reserve Fund and -1.25% for the Hamilton Future Fund. The Reserve Fund outperformed the benchmark rate of return of -1.49% by 0.92%, attributed mostly to its underweight position in long-maturity bonds, which under-performed bonds with shorter maturities during the year 2021. The Hamilton Future Fund outperformed the benchmark rate of return of -1.49% by 0.24%, attributed mostly to its underweight position in long-maturity bonds.

Market rate of return is based on security market value and includes net unrealized gains and losses, net realized gains and losses and income. The market rate of return is provided by RBC Investor & Treasury Services ("RBCITS"), which is also the City's custodian.

The annual rates of return on average cost for the 12-month period ending December 31, 2021 were 2.43% for the Reserve Fund and 2.76% for the Hamilton Future Fund. The rate of return on average cost uses original cost to value the securities and includes both income and net realized gains and losses but excludes net unrealized gains and losses.

Investment in City of Hamilton Securities

During the fiscal year 2021, the City was invested in its own long-term securities, which had a market value of \$3.2 M or a proportion of 0.30% of the total market value of the Reserve Fund as at December 31, 2021. As at December 31, 2020, the proportion was 0.63%.

The decrease in proportion from 0.63% to 0.30% is primarily attributed to the maturation of a City of Hamilton (coupon: 5.05%, maturity: 6/19/2021) fixed income security with a par value of \$3,058,000.

Other than this transaction, the City had no other transactions in or disposals of its own securities during the fiscal year 2021 and the City was not invested in its own short-term securities, as was the case during fiscal year 2020.

Alternatives for Consideration – Not Applicable

FINANCIAL – STAFFING – LEGAL IMPLICATIONS

Financial: Not Applicable.

Staffing: Not Applicable.

Legal: Not Applicable.

HISTORICAL BACKGROUND

In accordance with O. Reg. 438/97 and the City's SIPP, the Treasurer of the City shall prepare and present to Council each year, an investment report on the management of the City's Funds during the prior fiscal year that complies with section 8 (Investment report) of O. Reg. 438/97 and shall contain, but not be limited to, the following information:

- a statement about the performance of the investments for the Funds;
- a listing of the types of securities in which the portfolio invested during the period covered by the report;
- a listing of the securities and their credit ratings held by the portfolio at the date of the report;
- a description of the estimated proportion of the total investments of the City that are invested in its own long-term and short-term securities to the total investment of the municipality and a description of the change, if any, in that estimated proportion since the previous year's report;
- a record of the date of each transaction in or disposal of its own securities, including a statement of the purchase and sale of each security;
- a statement by the Treasurer as to whether or not, in his opinion, all investments are consistent with the investment policies and goals (the City's SIPP) adopted by the City;
- a statement by the Chief Investments Officer as to whether or not, in his or her opinion all investments are consistent with the investment policies and goals (the City's SIPP) adopted by the City;
- such other information that Council may require or that, in the opinion of the Treasurer, should be included.

The investment report, prepared by Aon on behalf of the Treasurer, is the Treasurer's Report and is attached as Appendix "A" to Report FCS22024.

POLICY IMPLICATIONS AND LEGISLATED REQUIREMENTS

In accordance with the *Municipal Act, 2001* and the City's SIPP, the Treasurer shall prepare and present to Council each year an investment report on the management of the City's Funds during the prior fiscal year.

RELEVANT CONSULTATION

On behalf of the Treasurer, Aon prepared the Treasurer's Report, attached as Appendix "A" to Report FCS22024.

ANALYSIS AND RATIONALE FOR RECOMMENDATION(S)

Funds' Performance (Page 4 of the Treasurer's Report)

The market rates of return for the Reserve Fund and the Hamilton Future Fund are provided by RBCITS. Table 1 includes these performance returns of the Funds along with the benchmark return over each of the quarters of 2021 and over the one-year and three-year periods ending December 31, 2021, as follows:

Table 1
Funds' Performance (%) and Comparison with Benchmark

	Q1 2021 %	Q2 2021 %	Q3 2021 %	Q4 2021 %	1 Year %	3 Year %
Benchmark	-1.95	0.51	-0.16	0.12	-1.49	2.44
Reserve Fund	-2.01	1.01	-0.15	0.60	-0.57	3.80
Hamilton Future Fund	-2.20	0.89	-0.07	0.15	-1.25	3.92
Reserve Fund Minus Benchmark	-0.06	0.50	0.01	0.48	0.92	1.36
Hamilton Future Fund Minus Benchmark	-0.25	0.38	0.09	0.03	0.24	1.48

The benchmark for the Funds is composed of 10% of the FTSE Canada 91-day Treasury Bill Index, 62.5% of the FTSE Canada Short-Term All-Government Bond Index and 27.5% of the FTSE Canada All-Government Bond Index.

For the one-year period ending December 31, 2021, the Reserve Fund outperformed the benchmark by 0.92% and the Hamilton Future Fund outperformed the benchmark by 0.24%. The outperformance of the Reserve Fund and of the Hamilton Future Fund is attributed to the underweight position in long-term bonds, which under-performed bonds with shorter maturities during 2021.

During 2021, interest rates increased from the extremely low interest rate levels that existed during the year in 2020 when the Bank of Canada, in response to the COVID-19 pandemic, undertook extraordinary monetary policy support. For instance, the yield on the Government of Canada bond with a term to maturity of 10 years was 1.43% at December 31, 2021, up 0.75% from its yield of 0.68% at December 31, 2020.

Types of Securities (Pages 5 and 6 of the Treasurer's Report)

The types of securities (and the entities who issue them) which municipalities are permitted to invest in are prescribed by legislation and regulations, including O. Reg. 438/97. Most of these securities and their issuers have been included by the City in its approved list of issuers, which is set out in the Sector and Issuer Limitations in the City's SIPP and is given on Page 5 of the Treasurer's Report. The types of securities held during 2021 by the Reserve Fund and the Hamilton Future Fund are given on Page 6 of the Treasurer's Report.

Portfolio Securities (Pages 7, 8, 9 and 10 of the Treasurer's Report)

As at December 31, 2021, the total market value (including cash but not including accrued income) of the securities in the Reserve Fund was \$1,084,128,433 of which \$84,045,566 consists of investments in the One Investment Program.

One Investment Program is jointly run by CHUMS (a subsidiary of the Municipal Finance Officers' Association of Ontario) and Local Authority Services (a corporation of the Association of Municipalities of Ontario).

As at December 31, 2021, the City held shares with a market value of \$78,494,091 in the One Investment Program Canadian Equity Portfolio and held shares with a market value of \$5,551,475 in the One Investment Program Canadian Corporate Bond Portfolio.

As at December 31, 2021, the total market value (not including accrued income) of the securities in the Hamilton Future Fund was \$53,158,606 of which \$2,325,925 consists of investments in the One Investment Program Canadian Equity Portfolio.

During the fiscal year 2021, the City was invested in its own long-term securities, which had a market value of \$3.2 M or a proportion of 0.30% of the total market value of the Reserve Fund as at December 31, 2021. As at December 31, 2020, the proportion was 0.63%.

The decrease in proportion from 0.63% to 0.30% is primarily attributed to the maturation of a City of Hamilton (coupon: 5.05%, maturity: 6/19/2021) fixed income security with par value of \$3,058,000. Other than this transaction, the City had no other transactions in or disposals of its own securities during the fiscal year 2021 and the City was not invested in its own short-term securities, as was the case during fiscal year 2020.

Restrictions (Pages 11 and 12 of the Treasurer's Report)

Table 2, taken from the Treasurer's Report, shows that as at December 31, 2021, on a combined basis, the Funds were being managed in accordance with the minimum quality requirements, maximum quantity restrictions and all other imposed restrictions.

**Table 2
Restrictions**

	Policy Complied With Yes / No
Constraints	
The City shall not invest more than 25% of the portfolio in short-term debt issued or guaranteed by the City	Yes
Total investment in “A” or equivalent rated debt on purchase must not exceed 35% of the market value of the City’s bond portfolio	Yes
The City shall not invest in a security that is expressed or payable in any currency other than Canadian dollars with exception of investments specified in Section 4.07 and footnote 6 of Appendix “A” of the SIPP.	Yes
The City shall not invest in a security issued or guaranteed by a school board or similar entity unless the money raised by issuing the security is to be used for school purposes	Yes
	Policy Complied With Yes / No
Permitted Ranges	(%)
Federal issues	0-100
Provincial holdings in aggregate	0-100
Single province exposure	0-50
Individual non-federal / non-provincial holdings*	0-10
Non-federal / non-provincial holdings in aggregate	0-50
Municipal issues*	
Individual muni issue rated “AAA”	0-10
Individual muni issue rated “AA”	0-10
Individual muni issue rated “A”	0-5
Municipal holdings in aggregate	0-30
Banks and Credit Unions in aggregate	0-50
Short-term securities	0-50
Portfolio duration	1-6 Years

* Except for City of Hamilton issues which have an upper limit of 25%

Table 3, which is not contained in the Treasurer’s Report, shows the Funds’ credit exposure with respect to the approved issuers given in the City’s SIPP.

Table 3
Credit Exposure¹ (%) – As at December 31, 2021

Issuer or Sector	Reserve Fund	Hamilton Future Fund ²	Combined Funds	Maximum Limit %
STIF	N/A	0.2%	0.0%	N/A
Canada				
Direct	1.0%	0.0%	1.0%	100%
Guarantee	10.9%	5.2%	10.6%	25%
Provinces				
Ontario	9.4%	20.1 %	9.9%	50%
Other (rated AA or higher)	32.2%	42.4%	32.7%	100%
Other (rated A)	6.1%	6.0%	6.1%	20%
Municipalities				
Hamilton	0.3%	0.0%	0.3%	25%
Other	17.2%	14.3%	17.1%	30%
Banks and Credit Union				50%
Schedule I	16.3%	8.5%	15.9%	50%
Credit Union	0.0%	0.0%	0.0%	8%
Asset Backed Securities	0.0%	0.0%	0.0%	25%
Corporate Bonds	0.0%	0.0%	0.0%	15%
Commercial Paper and Asset Backed Commercial Paper (ABCP)	0.0%	0.0%	0.0%	20%
One Investment Program				15%
Canadian Equity Portfolio	6.0%	3.3%	5.9%	10%
Canadian Corporate Bond Portfolio	0.6%	0.0%	0.5%	10%
Total	100.0%	100.0%	100.0%	

Notes to Table 3:

¹ Credit Exposure refers to the par value of holdings in individual issuers or sectors as a percentage of the total par value of holdings in the fund.

² For the Hamilton Future Fund, Credit Exposure does not reflect the shares of the Hamilton Utilities Corporation, which are held in the Hamilton Future Fund custodial account with RBCITS.

Activity and Transactions (Page 13 of the Treasurer's Report)

During the fiscal year 2021, the total dollar amount of cash inflows for the Reserve Fund were \$391.2 M, consisting of \$142.9 M in sales and maturities, \$26.4 M in investment income and \$241.9 M in contributions / transfers. Cash outflows were also \$391.2 M and consisted of \$205.6 M in purchases and \$185.6 M in distributions.

During the fiscal year 2021, the total dollar amount of cash inflows for the Hamilton Future Fund were \$5.8 M, consisting of \$4.0 M in sales and maturities, \$1.2 M in investment income and \$0.6 M in contributions / transfers. Cash outflows were also \$5.8 M and consisted of \$5.2 M in purchases and \$0.6 M in distributions.

Certificate by Chief Investments Officer (Page 14 of the Treasurer's Report)

The Chief Investments Officer has certified on page 14 of the Treasurer's Report that the Funds were managed in compliance with the *Municipal Act, 2001* and in accordance with the terms, conditions and guidelines stipulated in the City's SIPP.

ALTERNATIVES FOR CONSIDERATION

None.

ALIGNMENT TO THE 2016 – 2025 STRATEGIC PLAN

Our People and Performance

Hamiltonians have a high level of trust and confidence in their City government.

APPENDICES AND SCHEDULES ATTACHED

Appendix "A" to Report FCS22024 – City of Hamilton – Reserve Funds Treasurer's Investment Report 2021 Fiscal Year

RM/dt

City of Hamilton—Reserve Funds Treasurer's Investment Report 2021 Fiscal Year

May 2022

Contents

Introduction	3
Reserve Fund Performance and Future Fund Performance	4
Types of Securities	5
Portfolio Securities as at December 31, 2021	7
Activity and Transactions	13
Certificate by Chief Investments Officer	14

Introduction

As the acting Investment Consultant, Aon is engaged to prepare, on behalf of the Treasurer of the City of Hamilton ("City"), an investment report, referred to as the Treasurer's Report ("the report"), relating to the activities of the City of Hamilton Reserve Fund and the Hamilton Future Fund ("the Funds") during the prior fiscal year. The report will be presented to City Council in the second quarter of every calendar year.

The report is part of a broader governance oversight of the Funds, which includes financial audits, used to evaluate and monitor the various responsibilities that have been delegated by the Treasurer of the City of Hamilton ("City Treasurer") and City Council. More specifically, the overall objective of the report is to ensure that the Funds are managed in accordance with existing legislation that was in effect in 2021 and the guidelines set out in the Statement of Investment Policies and Procedures for the City of Hamilton Reserve/Revenue Funds and Trust Accounts ("SIP&P").

The report has been written in accordance with Section 1.11 of the SIP&P and shall contain:

- A statement about the performance of the portfolio of investments of the City during the period covered by the report;
- A listing of the types of securities in which the portfolio invested during the period covered by the report;
- A listing of the securities and their credit ratings held by the portfolio as at the date of the report;
- A description of the estimated proportion of the total investments of a municipality that are invested in its own long-term and short-term securities to the total investment of the municipality and a description of the change, if any, in that estimated proportion since the previous year's report;
- A record of the date of each transaction in or disposal of its own securities, including a statement of the purchase and sale of each security;
- A statement by the Chief Investments Officer ("CIO") as to whether or not, in his or her opinion, all investments are consistent with the SIP&P adopted by the City;
- A statement by the treasurer as to whether or not, in his or her opinion, all investments are consistent with the SIP&P adopted by the City¹; and
- Any other information that the council may require or that, in the opinion of the City Treasurer, should be included.

This report addresses only the activities of the City of Hamilton Reserve Fund and the Hamilton Future Fund. The Trust Accounts are not covered by this report.

¹ In the executive summary of the staff report, Treasurer's Investment Report 2021 Fiscal Year by Aon (FC22024) (City Wide), to which this report is attached as Appendix "A", the City treasurer states whether all investments met the eligibility requirements as prescribed by the Ontario Regulation 438/97 ("O. Reg. 438/97") and were made in accordance with the investment policies and goals adopted by the City of Hamilton's SIP&P.

Reserve Fund Performance and Future Fund Performance

The returns of the Funds are determined by RBC Investor & Treasury Services (“RBC”), who is also the City’s custodian, on a daily basis for the City of Hamilton Reserve Fund and on a monthly basis for the Hamilton Future Fund.

The Funds’ performance objective, as outlined in Section 4.10 of the SIP&P, is to outperform a benchmark portfolio constructed from a blend of returns composed of 62.5% of the FTSE Canada All-Government Short-Term Bond Index, 27.5% of the FTSE Canada All-Government Bond Index and 10.0% of FTSE Canada 91-Day Treasury Bill Index.

Benchmark	%
FTSE Canada All-Government Short-Term Bond Index	62.5
FTSE Canada All-Government Bond Index	27.5
FTSE Canada 91-Day Treasury Bill Index	<u>10.0</u>
	100.0

The performance returns of the Funds over each of the quarters of 2021, and over the one-, two-, three- and four-year periods ending December 31, 2021 are as follows:

City of Hamilton Reserve Fund—Performance^{2%}

	Q1 2021	Q2 2021	Q3 2021	Q4 2021	One Year	Two Years (annualized)	Three Years (annualized)	Four Years (annualized)
Reserve Fund	-2.01	1.01	-0.15	0.60	-0.57	3.22	3.80	3.30
Benchmark	-1.95	0.51	-0.16	0.12	-1.49	1.95	2.44	2.28
Value Added	-0.06	0.50	0.01	0.48	0.92	1.27	1.36	1.02

Over a one-year period, the City of Hamilton Reserve Fund’s return of -0.57% outperformed the benchmark return of -1.49% by 92 basis points.

Hamilton Future Fund—Performance^{2%}

	Q1 2021	Q2 2021	Q3 2021	Q4 2021	One Year	Two Years (annualized)	Three Years (annualized)	Four Years (annualized)
Future Fund	-2.20	0.89	-0.07	0.15	-1.25	3.15	3.92	3.42
Benchmark	-1.95	0.51	-0.16	0.12	-1.49	1.95	2.44	2.28
Value Added	-0.25	0.38	0.09	0.03	0.24	1.20	1.48	1.14

Over a one-year period, the Hamilton Future Fund’s return of -1.25% outperformed the benchmark return of -1.49% by 24 basis points.

² One Investment Program performances are included from May onwards. The Reserve Fund has approximately 7.2% and 0.5% of the total Reserve Fund invested in the One Canadian Equity Portfolio and One Corporate Bond Portfolio respectively. The Hamilton Future Fund has approximately 4.4% of the total Future Fund invested in the One Canadian Equity Portfolio.

Types of Securities

The City is only allowed to invest in securities permitted under Ontario Regulation 438/97: Eligible Investments, Related Financial Agreements and Prudent Investment under the Municipal Act, 2001, S.O. 2001, c. 25, that was in effect during 2021. As per Section 4.02 of the SIP&P, an Approved List of Investments (“Approved List”) has been established by the City Treasurer and the CIO. All investments on the Approved List meet the eligibility requirements as prescribed by Ontario Regulation 438/97. The Approved List is as follows:

Bonds, Debentures, Promissory Notes, Other Evidence of Indebtedness Issued by or Guaranteed by

Government of Canada
Canadian Provincial Government
Government of Canada Agency
Canadian Provincial Agency
Country other than Canada
Canadian Municipality, including City of Hamilton
School Board in Canada
Municipal Finance Authority of British Columbia
Canadian Corporation
Banks in Canada
Infrastructure Ontario
International Bank for Reconstruction and Development
Inter-American Development Bank
Supranational Financial Institution
Supranational Governmental Organization

Deposit Receipts, Deposit Notes, Certificate of Deposits, Acceptances Issued by or Guaranteed by

Banks in Canada
Credit Union with Guarantee

Asset Backed Securities (ABS)

Asset Backed Securities
Asset Backed Commercial Paper (ABCP)

Negotiable Promissory Notes or Commercial Paper (other than ABS)

Forward Rate Agreements

One Investment Program³

Security – gift in a will or non-charitable donation, and Shares of a Corporation as per footnotes 13 and 14 in Appendix A of the SIP&P.

³ The One Investment Program is jointly run by CHUMS (a subsidiary of the Municipal Finance Officers’ Association of Ontario) and Local Authority Services (a corporation of the Association of Municipalities of Ontario).

We have reviewed the custodian statements as well as the transactions that have occurred to determine the types of securities that were held by the Funds during the 2021 period. We can confirm that the types of securities that were held in the City of Hamilton Reserve Fund and the Hamilton Future Fund during 2021 are as listed as follows:

The types of securities held by the City of Hamilton Reserve Fund were as follows:

City of Hamilton Reserve Fund—Types of Securities

Bonds, Debentures, Promissory Notes, Other Evidence of Indebtedness Issued by or Guaranteed by

- Government of Canada
- Canadian Provincial Government
- Government of Canada Agency
- Canadian Municipality, including City of Hamilton
- Municipal Finance Authority of British Columbia

Deposit receipts, Deposit Notes, Certificate of Deposits, Acceptances Issued by or Guaranteed by

- Banks in Canada
- Credit Union with Guarantee

One Investment Program

- Canadian Equity Portfolio
- Canadian Corporate Bond Portfolio

The types of securities held by the Hamilton Future Fund were as follows:

Hamilton Future Fund—Types of Securities

Bonds, Debentures, Promissory Notes, Other Evidence of Indebtedness Issued by or Guaranteed by

- Canadian Provincial Government
- Government of Canada Agency
- Canadian Municipality

Deposit Receipts, Deposit Notes, Certificate of Deposits, Acceptances Issued by or Guaranteed by

- Banks in Canada

One Investment Program

- Canadian Equity Portfolio

In addition to the above list of securities, the Hamilton Future Fund has some monies invested in a private placement of 2,000 common shares of the Hamilton Utilities Corporation. As well, as at December 31, 2021, approximately 1.7% of funds were invested in a Short-Term Investment Fund (“STIF”) of RBC.⁴ All securities were expressed or payable in Canadian dollars. The types of securities held by the City of Hamilton Reserve Fund and the Hamilton Future Fund during 2021 were all part of the Approved List.

⁴ STIFs are an allowed investment vehicle as per section: 6.02 Permitted Investment, sub section: 3, on page 21 of the SIP&P.

Portfolio Securities as at December 31, 2021

City of Hamilton Reserve Fund

Below are The City of Hamilton Reserve Fund securities and credit ratings⁵ as at December 31, 2021. As shown in the list below, the City of Hamilton Reserve Fund also held equity and fixed income investments through the One Investment Program. The City's Reserve Fund investment in the One Investment Program Canadian Equity Portfolio had a market value of \$78.5 million and book value of \$62.6 million; the City's investment in the One Investment Program Canadian Corporate Bond Portfolio had a market value of \$5.6 million and book value of \$5.7 million.

As at December 31, 2021, City of Hamilton Reserve Fund held a market value of \$3.2 million or 0.30% of the Fund in City of Hamilton securities. Over the last year, the market value of City of Hamilton securities decreased by \$3.3 million from \$6.5 million as at December 31, 2020. The decrease was due to the maturation of a City of Hamilton (coupon: 5.05%, maturity: 6/19/2021) fixed income security with Par value of \$3,058,000.

Date	Issuer Name	Coupon Rate	Maturity Date	Market Price	Credit Rating	Portfolio Market Value (\$)	(%)
Federal and Federal Guarantee Bonds							
31-Dec-21	Government of Canada	2.75%	01-Jun-22	101.01	AAA	10,100,915.30	0.93%
31-Dec-21	Canada Housing Trust	2.65%	15-Mar-22	100.49	AAA	22,107,279.04	2.04%
31-Dec-21	Canada Housing Trust	2.35%	15-Jun-23	102.01	AAA	20,401,166.00	1.88%
31-Dec-21	Canada Housing Trust	2.55%	15-Mar-25	103.72	AAA	10,372,169.50	0.96%
31-Dec-21	Canada Housing Trust	1.90%	15-Sep-26	101.72	AAA	11,189,030.49	1.03%
31-Dec-21	Canada Housing Trust	2.35%	15-Jun-27	103.90	AAA	5,194,928.85	0.48%
31-Dec-21	Canada Housing	1.40%	15-Mar-31	96.33	AAA	14,449,927.80	1.33%
31-Dec-21	Canada Housing	1.90%	15-Mar-31	100.54	AAA	20,108,530.60	1.85%
31-Dec-21	Canada Housing	2.15%	15-Dec-31	102.34	AAA	10,233,726.50	0.94%
Provincial and Provincial Guarantee Bonds							
31-Dec-21	Province of Alberta	2.55%	15-Dec-22	101.69	AA	20,337,841.60	1.88%
31-Dec-21	Province of Alberta	2.65%	01-Sep-23	102.61	AA	6,156,721.32	0.57%
31-Dec-21	Province of Alberta	2.35%	01-Jun-25	102.98	AA	7,723,416.60	0.71%
31-Dec-21	Province of Alberta	2.20%	01-Jun-26	102.69	AA	6,161,356.98	0.57%
31-Dec-21	Province of Alberta	2.55%	01-Jun-27	104.44	AA	8,354,807.12	0.77%
31-Dec-21	Province of Alberta	2.90%	01-Dec-28	106.82	AA	4,272,854.72	0.39%
31-Dec-21	Province of Alberta	2.90%	20-Sep-29	106.91	AA	15,502,346.87	1.43%
31-Dec-21	Province of Alberta	1.65%	01-Jun-31	96.36	AA	9,636,023.30	0.89%
31-Dec-21	Province of Alberta	3.05%	01-Dec-48	109.46	AA	10,946,160.20	1.01%
31-Dec-21	Province of British Columbia	2.70%	18-Dec-22	101.86	AAA	8,148,828.00	0.75%
31-Dec-21	Province of British Columbia	2.30%	18-Jun-26	103.41	AAA	10,341,277.50	0.95%
31-Dec-21	Province of British Columbia	2.55%	18-Jun-27	104.84	AAA	8,386,964.08	0.77%
31-Dec-21	Province of British Columbia	1.55%	18-Jun-31	96.38	AAA	9,637,724.80	0.89%
31-Dec-21	Province of Manitoba	2.55%	02-Jun-23	102.17	AA	16,858,353.11	1.56%
31-Dec-21	Province of Manitoba	2.45%	02-Jun-25	103.30	AA	11,879,162.59	1.10%
31-Dec-21	Province of Manitoba	2.55%	02-Jun-26	104.18	AA	15,106,625.63	1.39%
31-Dec-21	Province of Manitoba	2.60%	02-Jun-27	104.73	AA	3,141,853.53	0.29%
31-Dec-21	Province of Manitoba	2.75%	02-Jun-29	106.07	AA	5,303,690.15	0.49%
31-Dec-21	Province of Manitoba	2.05%	02-Jun-31	100.02	AA	10,502,476.53	0.97%
31-Dec-21	Province of New Brunswick	2.85%	02-Jun-23	102.59	AA	13,516,391.13	1.25%
31-Dec-21	Province of New Brunswick	2.60%	14-Aug-26	104.48	AA	5,224,043.00	0.48%
31-Dec-21	Province of New Brunswick	2.35%	14-Aug-27	103.38	AA	6,719,962.93	0.62%

⁵ Credit ratings are provided by RBC. Credit rating data is collected from 3 major rating agencies (S&P, Moody's and DBRS) if available. "AA" includes AA-, AA, AA+ or an equivalent rating. "A" includes A-, A, A+ or an equivalent rating. Rating field will be blank if no rating is available. All results are based on highest available rating.

31-Dec-21	Province of Newfoundland	1.95%	02-Jun-22	100.66	A	3,019,837.59	0.28%
31-Dec-21	Province of Newfoundland	2.30%	02-Jun-25	102.60	A	5,129,789.60	0.47%
31-Dec-21	Province of Newfoundland	3.00%	02-Jun-26	105.72	A	15,857,911.35	1.46%
31-Dec-21	Province of Newfoundland	2.85%	02-Jun-28	105.69	A	4,227,660.76	0.39%
31-Dec-21	Province of Newfoundland	2.85%	02-Jun-29	105.80	A	5,290,103.15	0.49%
31-Dec-21	Province of Newfoundland	1.75%	02-Jun-30	97.26	A	7,780,569.92	0.72%
31-Dec-21	Province of Newfoundland	2.05%	02-Jun-31	98.65	A	9,864,791.60	0.91%
31-Dec-21	Province of Newfoundland	3.30%	17-Oct-46	108.20	A	14,066,007.67	1.30%
31-Dec-21	Province of Nova Scotia	2.15%	01-Jun-25	102.35	AA	3,070,388.43	0.28%
31-Dec-21	Province of Nova Scotia	2.10%	01-Jun-27	102.21	AA	7,154,665.56	0.66%
31-Dec-21	Province of Ontario	3.15%	02-Jun-22	101.15	AA	32,368,874.88	2.99%
31-Dec-21	Province of Ontario	2.85%	02-Jun-23	102.60	AA	20,519,437.00	1.89%
31-Dec-21	Province of Ontario	2.60%	02-Jun-27	104.82	AA	22,013,032.23	2.03%
31-Dec-21	Province of Ontario	2.90%	02-Jun-28	106.89	AA	16,033,594.95	1.48%
31-Dec-21	Province of Ontario	2.15%	02-Jun-31	101.08	AA	10,107,703.30	0.93%
31-Dec-21	Province of Prince Edward Island	1.85%	27-Jul-31	97.74	AA	9,773,554.80	0.90%
31-Dec-21	Province of Quebec	3.50%	01-Dec-22	102.50	AA	13,325,344.89	1.23%
31-Dec-21	Province of Quebec	3.00%	01-Sep-23	103.24	AA	2,064,865.18	0.19%
31-Dec-21	Province of Quebec	3.75%	01-Sep-24	106.44	AA	5,322,073.65	0.49%
31-Dec-21	Province of Quebec	2.60%	06-Jul-25	104.10	AA	2,248,605.96	0.21%
31-Dec-21	Province of Quebec	2.50%	01-Sep-26	104.27	AA	20,854,835.60	1.92%
31-Dec-21	Province of Quebec	2.75%	01-Sep-27	105.93	AA	10,592,811.90	0.98%
31-Dec-21	Province of Quebec	2.75%	01-Sep-28	106.31	AA	6,378,321.66	0.59%
31-Dec-21	Province of Saskatchewan	3.20%	03-Jun-24	104.51	AA	14,631,671.18	1.35%
31-Dec-21	Province of Saskatchewan	2.65%	02-Jun-27	105.03	AA	16,804,354.08	1.55%
31-Dec-21	Province of Saskatchewan	2.15%	02-Jun-31	100.91	AA	10,091,224.20	0.93%
31-Dec-21	New Brunswick Municipal Financial Corp	3.30%	15-May-23	102.33	A	3,538,502.24	0.33%
31-Dec-21	New Brunswick Municipal Financial Corp	2.95%	08-Dec-23	103.05	A	4,749,528.41	0.44%

Municipal Bonds

31-Dec-21	City of Hamilton	1.75%	03-Nov-32	93.63	AA	3,227,357.16	0.30%
31-Dec-21	City of Barrie	2.40%	20-Jun-29	101.90	AA	3,364,638.94	0.31%
31-Dec-21	City of London	2.10%	16-Mar-24	101.59	AAA	1,015,850.00	0.09%
31-Dec-21	City of London	2.65%	02-Apr-27	104.39	AAA	5,449,105.80	0.50%
31-Dec-21	City of Montreal	3.50%	01-Sep-23	103.91	AA	8,001,319.25	0.74%
31-Dec-21	City of Montreal	3.00%	01-Sep-25	105.05	AA	6,303,284.94	0.58%
31-Dec-21	City of Montreal	2.75%	01-Sep-26	104.66	AA	4,186,355.80	0.39%
31-Dec-21	City of Montreal	3.00%	01-Sep-27	106.35	AA	4,254,179.96	0.39%
31-Dec-21	City of Montreal	2.30%	01-Sep-29	102.06	AA	10,205,505.80	0.94%
31-Dec-21	City of Montreal	3.15%	01-Dec-36	107.46	AA	4,298,587.64	0.40%
31-Dec-21	City of Montreal	3.50%	01-Dec-38	111.98	AA	11,198,294.30	1.03%
31-Dec-21	City of Montreal	2.40%	01-Dec-41	96.19	AA	9,619,223.90	0.89%
31-Dec-21	City of Ottawa	2.00%	23-Apr-23	101.03	AAA	5,215,013.74	0.48%
31-Dec-21	City of Ottawa	3.05%	23-Apr-46	107.28	AAA	3,754,837.84	0.35%
31-Dec-21	Quebec City	3.15%	08-Dec-25	105.89	AA	2,647,158.53	0.24%
31-Dec-21	City of Toronto	3.40%	21-May-24	104.85	AA	13,630,029.01	1.26%
31-Dec-21	City of Toronto	2.40%	07-Jun-27	103.59	AA	10,358,960.00	0.96%
31-Dec-21	City of Toronto	3.50%	02-Jun-36	112.23	AA	3,366,860.46	0.31%
31-Dec-21	City of Toronto	2.15%	25-Aug-40	93.10	AA	16,526,109.63	1.52%
31-Dec-21	City of Vancouver	3.75%	24-Oct-23	104.70	AAA	4,187,893.20	0.39%
31-Dec-21	City of Vancouver	2.85%	03-Nov-27	106.05	AAA	4,241,955.68	0.39%
31-Dec-21	City of Vancouver	2.30%	05-Nov-31	101.88	AAA	1,018,784.63	0.09%
31-Dec-21	City of Winnipeg	4.10%	01-Jun-45	122.98	AA	3,935,284.45	0.36%
31-Dec-21	Municipal Finance Authority of BC	2.15%	03-Jun-24	101.98	AAA	5,343,600.51	0.49%
31-Dec-21	Municipal Finance Authority of BC	3.05%	23-Oct-28	107.80	AAA	10,294,915.47	0.95%
31-Dec-21	Municipal Finance Authority of BC	2.55%	09-Oct-29	104.56	AAA	10,351,558.70	0.95%
31-Dec-21	Municipal Finance Authority of BC	2.30%	15-Apr-31	102.16	AAA	7,150,970.75	0.66%
31-Dec-21	Niagara Regional Municipality	3.00%	03-Jul-25	104.80	AA	3,144,000.00	0.29%
31-Dec-21	Regional Municipality of Halton	3.30%	02-Jun-23	103.29	AAA	6,559,105.50	0.61%
31-Dec-21	Regional Municipality of Peel	2.30%	02-Nov-26	102.99	AAA	5,664,403.42	0.52%

Schedule I Banks

31-Dec-21	Bank of Montreal	2.12%	16-Mar-22	100.36	AA	2,007,133.40	0.19%
31-Dec-21	Bank of Montreal	2.27%	11-Jul-22	100.88	AA	2,017,644.66	0.19%
31-Dec-21	Bank of Montreal	2.89%	20-Jun-23	102.47	AA	7,172,579.68	0.66%
31-Dec-21	Bank of Montreal	2.70%	11-Sep-24	103.12	AA	5,156,043.00	0.48%
31-Dec-21	Bank of Montreal	4.61%	10-Sep-25	110.50	AA	3,867,330.67	0.36%
31-Dec-21	Bank of Montreal	3.19%	01-Mar-28	107.06	AA	25,158,761.37	2.32%
31-Dec-21	Bank of Nova Scotia	2.36%	08-Nov-22	101.26	AA	5,063,161.00	0.47%
31-Dec-21	Bank of Nova Scotia	2.98%	17-Apr-23	102.37	AA	7,165,977.98	0.66%
31-Dec-21	Bank of Nova Scotia	2.29%	28-Jun-24	101.98	AA	4,079,255.24	0.38%
31-Dec-21	Bank of Nova Scotia	2.62%	02-Dec-26	103.79	AA	16,606,543.04	1.53%
31-Dec-21	Bank of Nova Scotia	3.10%	02-Feb-28	106.49	AA	23,427,618.94	2.16%
31-Dec-21	Canadian Imperial Bank	2.04%	21-Mar-22	100.36	AA	1,003,642.22	0.09%
31-Dec-21	Canadian Imperial Bank	2.30%	11-Jul-22	100.89	AA	7,062,618.78	0.65%
31-Dec-21	Canadian Imperial Bank	2.97%	11-Jul-23	102.68	AA	3,080,381.46	0.28%
31-Dec-21	Canadian Imperial Bank	3.30%	26-May-25	105.57	AA	21,113,367.80	1.95%
31-Dec-21	Royal Bank of Canada	2.00%	21-Mar-22	100.35	AA	5,017,635.70	0.46%
31-Dec-21	Royal Bank of Canada	2.95%	01-May-23	102.37	AA	10,237,310.80	0.94%
31-Dec-21	Royal Bank of Canada	4.93%	16-Jul-25	111.32	AA	5,566,241.40	0.51%
31-Dec-21	Toronto Dominion Bank	3.23%	24-Jul-24	104.35	AA	21,912,857.40	2.02%

Cash and Cash Equivalents

31-Dec-21	Cash					-45,000.00	0.00%
-----------	------	--	--	--	--	------------	-------

One Investment Program

31-Dec-21	Equity Portfolio					78,494,091.04	7.24%
31-Dec-21	Universe Corporate Bond Portfolio					5,551,474.80	0.51%

Total Fund

1,084,128,432.90 100.00%

Hamilton Future Fund

Below are the Hamilton Future Fund securities and credit ratings⁶ as at December 31, 2021. As shown in the list below, the Hamilton Future Fund also held equity investments through the One Investment Program. The Hamilton Future Fund investment in the One Investment Program Canadian Equity Portfolio had a market value of \$2.3 million and book value of \$1.7 million.

Date	Issuer Name	Coupon Rate	Maturity Date	Market Price	Credit Rating	Portfolio Market Value (\$)	Portfolio Market Value (%)
Federal and Federal Guarantee Bonds							
31-Dec-21	Government of Canada Agency	1.25%	15-Jun-26	98.93	AAA	2,572,217.73	4.84%
Municipal Bonds							
31-Dec-21	City of London	2.55%	07-Mar-25	103.15	AAA	309,462.00	0.58%
31-Dec-21	City of Montreal	3.00%	01-Sep-25	106.35	AA	2,179,886.04	4.10%
31-Dec-21	City of Montreal	3.00%	01-Sep-27	105.05	AA	1,063,544.99	2.00%
31-Dec-21	City of Montreal	3.15%	01-Dec-36	107.46	AA	1,074,646.91	2.02%
31-Dec-21	City of Toronto	2.40%	24-Jun-26	103.44	AA	1,861,896.10	3.50%
31-Dec-21	City of Toronto	2.40%	07-Jun-27	103.59	AA	1,035,896.00	1.95%
Provincial and Provincial Guarantee Bonds							
31-Dec-21	Province of Alberta	2.35%	01-Jun-25	102.98	AA	2,059,577.76	3.87%
31-Dec-21	Province of Alberta	2.20%	01-Jun-26	102.69	AA	2,053,785.66	3.86%
31-Dec-21	Province of British Columbia	2.70%	18-Dec-22	101.86	AAA	4,379,995.05	8.24%
31-Dec-21	Province of Manitoba	2.60%	02-Jun-27	104.73	AA	2,094,569.02	3.94%
31-Dec-21	Province of Manitoba	3.00%	02-Jun-28	107.37	A	1,073,678.95	2.02%
31-Dec-21	Province of Manitoba	2.05%	02-Jun-31	100.02	AA	1,500,353.79	2.82%
31-Dec-21	Province of Newfoundland	3.00%	02-Jun-26	108.20	A	2,114,388.18	3.98%
31-Dec-21	Province of Newfoundland	3.30%	17-Oct-46	105.72	A	1,082,000.59	2.04%
31-Dec-21	Province of Nova Scotia	2.15%	01-Jun-25	102.35	AA	2,046,925.62	3.85%
31-Dec-21	Province of Nova Scotia	2.00%	01-Sep-30	100.21	AA	2,004,190.76	3.77%
31-Dec-21	Province of Ontario	3.15%	02-Jun-22	101.15	AA	2,023,054.68	3.81%
31-Dec-21	Province of Ontario	2.85%	02-Jun-23	102.60	AA	4,103,887.40	7.72%
31-Dec-21	Province of Ontario	2.65%	05-Feb-25	104.82	AA	2,180,892.00	4.10%
31-Dec-21	Province of Ontario	2.60%	02-Jun-27	103.85	AA	2,096,479.26	3.94%
31-Dec-21	Province of Quebec	2.75%	01-Sep-27	105.93	AA	2,648,202.98	4.98%
31-Dec-21	New Brunswick Municipal Financial Corp	3.10%	30-Nov-22	101.44	AA	2,028,880.00	3.82%
Schedule I Banks							
31-Dec-21	Bank of Nova Scotia	3.10%	02-Feb-28	106.49	AA	798,668.83	1.50%
31-Dec-21	Canadian Imperial Bank	2.04%	21-Mar-22	105.57	AA	3,010,926.66	5.66%
31-Dec-21	Canadian Imperial Bank	3.30%	26-May-25	100.36	AA	527,834.20	0.99%
Cash and Cash Equivalents							
31-Dec-21	CLASSIFIED STIF I			10.00		904,840.14	1.70%
31-Dec-21	Cash					-	0.00%
One Investment Program							
31-Dec-21	Canadian Equity Portfolio					2,325,924.88	4.38%
Other Equity							
31-Dec-21	Hamilton Utilities Corp			1.00		2000.00	0.00%
Total Fund						53,158,606.18	100.00%

⁶ Credit ratings are provided by RBC. Credit rating data is collected from 3 major rating agencies (S&P, Moody's and DBRS) if available. "AA" includes AA-, AA, AA+ or an equivalent rating. "A" includes A-, A, A+ or an equivalent rating. Rating field will be blank if no rating is available. All results are based on highest available rating.

Restrictions		
Constraints		Policy Complied with Yes/No
The City shall not invest more than 25% of the portfolio in short-term debt issued or guaranteed by the City.		Yes
Total Investment in 'A' or equivalent rated debt on purchase most not exceed 35% of the market value of the City's bond portfolio.		Yes
The City shall not invest in a security that is expressed or payable in any currency other than Canadian dollars with exception of investments specified in Section 4.07 and footnote 6 of Appendix "A" of the SIP&P.		Yes
The City shall not invest in a security issued or guaranteed by a school board or similar entity unless the money raised by issuing the security is to be used for school purposes.		Yes
Permitted ranges	(%)	
Federal issues	0-100	Yes
Provincial holdings in aggregate	0-100	Yes
Single province exposure	0-50	Yes
Individual non-federal/non provincial holdings *	0-10	Yes
Non-federal/non provincial holdings in aggregate	0-50	Yes
Municipal issues *		
- individual muni issue rated "AAA"	0-10	Yes
- individual muni issue rated "AA"	0-10	Yes
- individual muni issue rated "A"	0-5	Yes
Municipal holdings in aggregate	0-30	Yes
Banks and Credit Unions in aggregate	0-50	Yes
Short-term securities	0-50	Yes
Portfolio duration	1-6 Years	Yes

* Except for City of Hamilton issues which have a limit of 25%

As at December 31, 2021 on a combined basis, the Funds were being managed in a manner that is consistent with the minimum quality requirements, maximum quantity restrictions and all other restrictions imposed on the Funds. Securities lending is allowed, and as such, monies were loaned during the year for the purpose of generating revenues for the Funds. In managing the securities lending program, RBC complied with the constraints described in the Securities Lending Letter Agreement dated as of January 6, 2003, as amended. (The most recent amendment dated effective as of March 1, 2019). The ratings were assumed to be the same for all issues of an issuer. Throughout the year, reports are provided by RBC to the CIO on a weekly basis, showing the securities that the City invested in for the Reserve Fund and the Hydro Fund together with each security's market value.

In addition, on monthly basis, RBC provides CIO with compliance reports⁷, indicating whether or not the Funds were consistent with terms, conditions and guidelines stipulated in the SIP&P. Securities that not consistent with the terms, conditions and guidelines stipulated in the SIP&P are reviewed and action is taken to remedy the situation as soon as possible.

Aon has reviewed these compliance reports for 2021 and confirms the compliance reports indicate the Funds were consistent with the terms, condition and guidelines stipulated in the SIP&P at each month end throughout 2021.

⁷ Starting in 2019, the City engaged RBC as an independent third party to provide monthly compliance reports as part of their overall engagement with RBC. These reports assist the City to identify any potential deviations from a compliance perspective. These reports are exclusive of the One Investment Program, however, with inclusion of the One Investment Program the Funds remain in compliance with the terms, conditions and guidelines as stipulated in the SIP&P. The City has worked with RBC to incorporate the One Investment Program investments in the monthly compliance reports, which has been implemented in the second half of 2021.

Activity and Transactions

Activity every month consists of:

- 1) Cash Inflows: Proceeds from bond maturities and sales, contributions/transfers and investment income; and
- 2) Cash Outflows: Funds for bond purchases, distributions and other required outflows.

For the City of Hamilton Reserve Fund, cash inflows were \$391.2 million, consisting of \$142.9 million in sales and maturities, \$26.4 million in investment income and \$241.9 million in contributions/transfers. Cash outflows were also \$391.2 million and consisted of \$205.6 million in purchases and \$185.6 million in distributions.

For the Hamilton Future Fund, cash inflows were \$5.8 million, consisting of \$4.0 million in sales and maturities, \$1.2 million in investment income and \$0.6 million in contributions/transfers. Cash outflows were also \$5.8 million and consisted of \$5.2 million in purchases and \$0.6 million in distributions.

The records of each activity are summarized in the custodial statements of RBC on a monthly basis. Aon uses these monthly statements to record and reconcile all of the transactions noted above.

Certificate by Chief Investments Officer

This Certificate by the Chief Investments Officer applies to the City of Hamilton Reserve Fund and the Hamilton Future Fund ("the Funds").

The undersigned hereby confirms that throughout the reporting period of 2021:

1. The management of the Funds was in accordance with all the terms, conditions and guidelines stipulated in the SIP&P in effect during 2021.
2. The Funds were managed in compliance with the Municipal Act, 2001, S.O. 2001, c. 25, and Ontario Regulation 438/97 that was in effect in 2021.
3. The Chief Investments Officer, who manages the Funds, complied at all times and in all respects with the Code of Ethics and Standard of Professional Conduct as promulgated by the CFA Institute.
4. The Chief Investments Officer managed the Funds' assets with the care, diligence and skill that an investment manager of ordinary prudence would use in dealing with the assets of these types of Funds.

Certified by,



Gerald T. Boychuk
Chief Investments Officer
City of Hamilton



Hamilton

GRANTS SUB-COMMITTEE REPORT 22-002

9:30 a.m.

May 9, 2022

Due to COVID-19 and the closure of City Hall, this meeting was held virtually.

Present: Councillors B. Johnson (Chair), N. Nann (Vice Chair)
Councillors L. Ferguson, T. Jackson, A. VanderBeek

Absent: Councillor S. Merulla – Personal

THE GRANTS SUB-COMMITTEE PRESENTS REPORT 22-002 AND RESPECTFULLY RECOMMENDS:

1. **2022 City Enrichment Funding Recommendations (GRA22002) (City Wide) (Item 5.1)**
 - (a) That, the 2022 City Enrichment Fund recommended funding allocation, in the amount of \$6,088,340 (as outlined in the attached Appendix “A” to Report 22-002), be approved;
 - (b) That, Appendix “B” to Report GRA22002, Application Summary, be received;
 - (c) That, Appendix “C” to Report 22-002, Payment Plan, be approved;
 - (d) That, the Grants for the following organizations with outstanding arrears with the City Enrichment Fund, as of December 31, 2021 be approved and funding be withheld pending the full settlement of such arrears:
 - (i) AGR-A4 Golden Horseshoe Beekeepers' Association \$282.00;
 - (ii) AGR-A5 Hamilton-Wentworth 4-H Association \$897.50;
 - (iii) AGR-A10 Hamilton Wentworth Soil and Crop Improvement Association \$2,461.51;
 - (iv) CCH-A12 Hamilton Folk Arts Heritage Council \$41,482.00;
 - (v) CCH-A14 South Asian Heritage Association of Hamilton & Region \$3,115.00;

Audit, Finance & Administration Committee – May 19, 2022

- (vi) CCH-A40 Festitalia Corporation \$5,952.00; and,
 - (vii) CCHA-53 Hamilton Santa Claus Parade Committee \$32,779.00;
- (e) That, the following grants be approved, and funding be withheld, pending the submission of additional information, by July 20, 2022:
- (i) AGR-15 Wentworth District Women's Institute;
 - (ii) ART-A30 Industry Performance Makers Arts Organization;
 - (iii) ART-D26 Reverend Marco D'Andrea;
 - (iv) ART-B3 Greater Hamilton Arts and Events;
 - (v) CCH-A36 Stoney Creek BIA;
 - (vi) CCH-B1 Pride Hamilton ;
 - (vii) SAL-A3 & SAL-B6 The Hamilton and District Soccer Association;
 - (viii) SAL-A4 Hamilton Ringette Association;
 - (ix) ART-A34 Chamber Music Hamilton;
 - (x) CCH-A50 Flamborough Santa Claus Parade;
 - (xi) CCH-A51 Hamilton Waterfront Trust;
 - (xii) CCH-A52 Polish Symfonia Choir; and,
 - (xiii) CCH-A53 Hamilton Santa Claus Parade Committee;
- (f) That staff be directed to report back, before summer, with respect to the status of the organizations whose 2022 City Enrichment Fund grants are being withheld, pending full settlement of outstanding arrears, as shown below:
- (i) AGR-A4 Golden Horseshoe Beekeepers' Association \$282.00
 - (ii) AGR-A5 Hamilton-Wentworth 4-H Association \$897.50
 - (iii) AGR-A10 Hamilton Wentworth Soil and Crop Improvement Association \$2,461.51

- (iv) CCH-A12 Hamilton Folk Arts Heritage Council \$41,482.00
 - (v) CCH-A14 South Asian Heritage Association of Hamilton & Region \$3,115.00
 - (vi) CCH-A40 Festitalia Corporation \$5,952.00
 - (vii) CCHA-53 Hamilton Santa Claus Parade Committee \$32,779.00;
- (g) That staff be directed to report back, before summer, with respect to the status of those organizations whose 2022 City Enrichment Fund Grant is being withheld, pending the submission of additional Information, as shown below:
- (i) AGR-15 Wentworth District Women's Institute
 - (ii) ART-A30 Industry Performance Makers Arts Organization
 - (iii) ART-D26 Reverend Marco D'Andrea
 - (iv) ART-B3 Greater Hamilton Arts and Events
 - (v) CCH-A36 Stoney Creek BIA
 - (vi) CCH-B1 Pride Hamilton
 - (vii) SAL-A3 & SAL-B6 The Hamilton and District Soccer Association
 - (viii) SAL-A4 Hamilton Ringette Association
 - (ix) ART-A34 Chamber Music Hamilton
 - (x) CCH-A50 Flamborough Santa Claus Parade
 - (xi) CCH-A51 Hamilton Waterfront Trust
 - (xii) CCH-A52 Polish Symfonia Choir
 - (xiii) CCH-A53 Hamilton Santa Claus Parade Committee; and,
- (h) That, should an additional Grants Sub-committee meeting not be possible prior to summer, the Legislative Coordinator be permitted to place the forthcoming report directly on the Audit, Finance & Administration agenda.

2. 2021 City Enrichment Funding Recommendations (GRA21002(a) / PED22122) (City Wide) (Item 6.1)

- (a) That 2021 City Enrichment Fund grant recipients in the Arts Creation and Presentation stream be given a project deadline extension until November 1, 2022, pending the receipt of a written request for said extension by the recipient to the Arts Program Manager by June 30, 2022; and,
- (b) That any 2021 City Enrichment Fund grant recipients in the Arts Creation and Presentation stream who have withdrawn approved applications and returned surplus funds to the City of Hamilton be eligible to reactivate their project and be given a project deadline extension until November 1, 2022 pending the receipt of a written request for said extension by the recipient to the Arts Program Manager by June 30, 2022.

FOR INFORMATION:**(a) CHANGES TO THE AGENDA (Item 1)**

The Committee Clerk advised that there were no changes to the agenda.

The May 9, 2022 agenda for the Grants Sub-Committee was approved, as presented.

(b) DECLARATIONS OF INTEREST (Item 2)

There were no declarations of interest.

(c) APPROVAL OF MINUTES OF PREVIOUS MEETING (Item 3)**(i) January 17, 2022 (Item 3.1)**

The Minutes of the January 17, 2022 Grants Sub-Committee meeting were approved, as presented.

(d) STAFF PRESENTATIONS (Item 5)**(i) 2022 City Enrichment Funding Recommendations (GRA22002) (City Wide) (Item 5.1)**

Morgan Stahl, Director Government Relations & Community Engagement, introduced the presentation respecting Report GRA22002 - 2022 City **Audit, Finance & Administration Committee – May 19, 2022**

Enrichment Funding Recommendations, which was continued by Mimi John, Grants & Strategic Partnerships Coordinator.

The presentation, respecting Report GRA22002 - 2022 City Enrichment Funding Recommendations, was received.

Report GRA22002, respecting the 2022 City Enrichment Funding Recommendations, **was amended**, by adding new sub-sections (f), (g) and (h), to read as follows:

- (f) ***That staff be directed to report back, before summer, with respect to the status of the organizations whose 2022 City Enrichment Fund grants are being withheld, pending full settlement of outstanding arrears, as shown below:***
- (i) ***AGR-A4 Golden Horseshoe Beekeepers' Association \$282.00***
 - (ii) ***AGR-A5 Hamilton-Wentworth 4-H Association \$897.50***
 - (iii) ***AGR-A10 Hamilton Wentworth Soil and Crop Improvement Association \$2,461.51***
 - (iv) ***CCH-A12 Hamilton Folk Arts Heritage Council \$41,482.00***
 - (v) ***CCH-A14 South Asian Heritage Association of Hamilton & Region \$3,115.00***
 - (vi) ***CCH-A40 Festitalia Corporation \$5,952.00***
 - (vii) ***CCHA-53 Hamilton Santa Claus Parade Committee \$32,779.00;***
- (g) ***That staff be directed to report back, before summer, with respect to the status of those organizations whose 2022 City Enrichment Fund Grant is being withheld, pending the submission of additional Information, as shown below:***
- (i) ***AGR-15 Wentworth District Women's Institute***
 - (ii) ***ART-A30 Industry Performance Makers Arts Organization***
 - (iii) ***ART-D26 Reverend Marco D'Andrea***

- (iv) ART-B3 Greater Hamilton Arts and Events**
- (v) CCH-A36 Stoney Creek BIA**
- (vi) CCH-B1 Pride Hamilton**
- (vii) SAL-A3 & SAL-B6 The Hamilton and District Soccer Association**
- (viii) SAL-A4 Hamilton Ringette Association**
- (ix) ART-A34 Chamber Music Hamilton**
- (x) CCH-A50 Flamborough Santa Claus Parade**
- (xi) CCH-A51 Hamilton Waterfront Trust**
- (xii) CCH-A52 Polish Symfonia Choir**
- (xiii) CCH-A53 Hamilton Santa Claus Parade Committee;
and,**

- (h) That, should an additional Grants Sub-committee meeting not be possible prior to summer, the Legislative Coordinator be permitted to place the forthcoming report directly on the Audit, Finance & Administration agenda.**

For disposition of this matter, please refer to Item 1.

(e) ADJOURNMENT (Item 10)

There being no further business, the Grants Sub-Committee adjourned at 11:16 a.m.

Respectfully submitted,

Councillor B. Johnson
Chair, Grants Sub-Committee

Stephanie Paparella
Legislative Coordinator
Office of the City Clerk

2022 City Enrichment Fund SUMMARY

	Category	No. of Apps	2022 Budget (Total)	2022 Requested	2022 Recommended	Budget vs Recommended	
	Community Services						
CS - A	Hunger/Shelter	9		\$ 395,825	\$ 330,838		
CS - B	Everyone Safe	9		\$ 302,172	\$ 286,846		
CS - C	Everyone Thrives	9		\$ 296,164	\$ 268,321		
CS - D	No Youth Left Behind	6		\$ 197,192	\$ 149,608		
CS - E	Everyone Age in Place	19		\$ 474,008	\$ 431,797		
CS - F	Community Capacity Grows	10		\$ 212,973	\$ 179,392		
CS - G	Someone to Talk to	3		\$ 92,688	\$ 72,496		
CS - H	Emerging Needs	46		\$ 1,527,859	\$ 517,389		
	Community Services Total	111	\$ 2,164,360	\$ 3,498,881	\$ 2,236,687	-\$72,327	-3.34%
	Agriculture						
AGR A	Program & Events	15		\$ 152,804	\$ 109,389		
	Agriculture Total	15	\$ 143,360	\$ 152,804	\$ 109,389	\$33,971	23.70%
	Arts						
ART - A	Arts - Operating	35		\$ 3,968,178	\$ 2,478,271		
ART - B	Arts - Festival	4		\$ 190,000	\$ 116,010		
ART - C	Arts - Capacity Building	2		\$ 28,850	\$ 12,500		
ART - D	Arts - Creation & Presentation	28		\$ 237,569	\$ 114,793		
	Arts Total	69	\$ 2,770,540	\$ 4,424,597	\$ 2,721,573	\$48,967	1.77%
	Environment						
ENV-A	Capacity Building	2		\$ 48,000	\$ 29,750		
ENV-C	Project and Programs	8		\$ 181,000	\$ 109,577		
	Environment Total	10	\$ 146,390	\$ 229,000	\$ 139,327	\$7,063	4.82%

	Category	No. of Apps	2022 Budget (Total)	2022 Requested	2022 Recommended	Budget vs Recommended	
	Communities, Culture & Heritage						
CCH - A	CCH - Events	55		\$ 964,120	\$ 539,820		
CCH - B	CCH - New Projects	7		\$ 156,815	\$ 49,500		
CCH - C	CCH - Capacity Building	5		\$ 60,288	\$ 1,845		
	CCH Total	67	\$ 567,700	\$ 1,181,223	\$ 591,165	-\$23,465	-4.13%
	Sport and Active Lifestyles						
SAL-A	Long Term Athlete Dev (LTAD)	7		\$ 51,575	\$ 32,800		
SAL-B	Sport Awareness	6		\$ 44,565	\$ 31,938		
SAL-C	Capacity Building	8		\$ 61,831	\$ 37,816		
SAL-D	Sport for Development/Inclusion	4		\$ 27,450	\$ 27,450		
SAL-E	Accessibility	6		\$ 50,019	\$ 36,976		
SAL-F	Active for Life	12		\$ 84,974	\$ 60,673		
SAL-G	Multi-Sport Hosting	2		\$ 51,500	\$ 12,546		
	Sport and Active Lifestyles Total	45	\$ 245,990	\$ 371,914	\$ 240,199	\$5,791	2.35%
	Total Traditional Grant Requests	317	\$ 6,038,340	\$ 9,858,419	\$ 6,038,340	\$0	0.00%
	CEF Administration		50,000		50,000	-	
	Total City Enrichment Fund		\$ 6,088,340	\$ 9,858,419	\$ 6,088,340	\$0	0.00%

2022 City Enrichment Fund

Community Services

REF #	Organization Full Name:	Program Name:	RATING	2019 allocation	2022 Funding Requested	2022 Funding Recommended	Program Budget	2019 vs 2022 Funding
CS-A1	Neighbour to Neighbour Centre	Neighbour to Neighbour Food Bank	A	\$30,151	\$32,291	\$30,151	\$272,745	\$0
CS-A2	Mission Services of Hamilton	Good Food Centre	A	\$28,695	\$48,421	\$28,695	\$704,856	\$0
CS-A3	Neighbour to Neighbour Centre	Home Delivery Program	A	\$17,669	\$18,557	\$17,669	\$90,218	\$0
CS-A4	YWCA Hamilton	Transitional Living Program	A	\$29,979	\$22,419	\$22,419	\$1,095,540	-\$7,560
CS-A5	Good Shepherd Centre Hamilton	Marketplace	A	\$77,915	\$79,473	\$77,915	\$1,251,900	\$0
CS-A6	Housing Help Centre - Hamilton & Area	Housing Stabilization	B	\$67,000	\$67,000	\$67,000	\$641,330	\$0
CS-A7	Good Shepherd Centre Hamilton	Community Hot Meals	B	\$36,772	\$37,507	\$36,772	\$885,250	\$0
CS-A8	The Governing Council of the Salvation Army in Canada	Salvation Army Food Bank	B	\$23,627	\$51,510	\$23,627	\$171,700	\$0
CS-A9	The Governing Council of the Salvation Army of Canada and Bermuda (Salvation Army Booth Centre)	The Salvation Army Street Ministry	B	\$26,590	\$38,647	\$26,590	\$128,823	\$0
No one is hungry Total				\$338,398	\$395,825	\$330,838		-\$7,560
CS-B1	Sexual Assault Centre (Hamilton and Area)	Abuse Prevention Program	A	\$6,565	\$6,997	\$6,565	\$131,694	\$0
CS-B2	Sexual Assault Centre (Hamilton and Area)	Diverse Communities Outreach Program	A	\$11,951	\$12,739	\$11,951	\$151,198	\$0
CS-B3	YWCA Hamilton	Phoenix Place VAW Residential Program	A	\$15,000	\$15,000	\$15,000	\$155,788	\$0
CS-B4	Sexual Assault Centre (Hamilton and Area)	Crisis Support Program	A	\$15,242	\$16,247	\$15,242	\$160,812	\$0
CS-B5	Sexual Assault Centre (Hamilton and Area)	Counselling and Advocacy Program	A	\$20,155	\$21,483	\$20,155	\$248,555	\$0
CS-B6	Thrive Child and Youth Trauma Services	Child and Youth Trauma Services (CYTS)	A	\$86,060	\$91,493	\$86,060	\$391,862	\$0
CS-B7	Good Shepherd Centre Hamilton	2nd Stage Housing	B	\$59,619	\$61,408	\$59,619	\$772,900	\$0
CS-B8	Interval House of Hamilton	Community Outreach, Counselling and Telephone Crisis	B	\$25,240	\$26,502	\$25,240	\$1,044,077	\$0
CS-B9	Interval House of Hamilton	Women's Centre of Hamilton	B	\$47,014	\$50,303	\$47,014	\$362,285	\$0
Everyone feels safe Total				\$286,846	\$302,172	\$286,846		\$0
CS-C1	Immigrants Working Centre	IWC Childcare Program	A	\$23,976	\$25,679	\$23,976	\$984,751	\$0
CS-C2	Wesley Urban Ministries Inc.	Children & Family Programs	B	\$43,872	\$44,750	\$43,872	\$219,200	\$0
CS-C3	BGC Hamilton Halton (Hamilton East Kiwanis Boys & Girls Club)	Community Outreach Program	B	\$39,065	\$40,500	\$39,065	\$171,400	\$0
CS-C4	BGC Hamilton Halton (Hamilton East Kiwanis Boys & Girls Club)	Parent Outreach	B	\$51,664	\$52,000	\$51,664	\$175,000	\$0
CS-C5	Elliott Heights Baptist Church	Larch After School Program	B	\$5,202	\$20,000	\$5,202	\$117,111	\$0

2022 City Enrichment Fund

Community Services

REF #	Organization Full Name:	Program Name:	RATING	2019 allocation	2022 Funding Requested	2022 Funding Recommended	Program Budget	2019 vs 2022 Funding
CS-C6	Living Rock Ministries	Wellness Works	B	\$33,428	\$37,635	\$33,428	\$125,450	\$0
CS-C7	Big Brothers Big Sisters of Halton & Hamilton	Matching Programs	B	\$24,480	\$25,200	\$24,480	\$345,000	\$0
CS-C8	Big Brothers Big Sisters of Halton & Hamilton	Group Mentoring Girls	B	\$23,548	\$25,200	\$23,548	\$85,000	\$0
CS-C9	Big Brothers Big Sisters of Halton & Hamilton	Group Mentoring Boys	B	\$23,086	\$25,200	\$23,086	\$96,000	\$0
Every child & family thrives Total				\$268,321	\$296,164	\$268,321		\$0
CS-D1	AY Alternatives for Youth Hamilton	Street Involved Outreach	A	\$40,625	\$43,510	\$40,625	\$181,438	\$0
CS-D2	AY Alternatives for Youth Hamilton	AY Outreach	A	\$26,347	\$28,218	\$26,347	\$142,639	\$0
CS-D3	Routes Youth Centre (Dundas Youth Chaplaincy)	Routes Youth Centre	A	\$10,506	\$11,500	\$10,506	\$198,400	\$0
CS-D4	Wesley Urban Ministries Inc.	Youth Housing Oasis Coffee House Evening Program	A	\$40,669	\$41,482	\$40,669	\$557,526	\$0
CS-D5	Living Rock Ministries		A	\$15,801	\$37,982	\$15,801	\$126,608	\$0
CS-D6	Living Rock Ministries	It's a New Day Breakfast Program	A	\$15,660	\$34,500	\$15,660	\$115,000	\$0
No Youth is left behind Total				\$149,608	\$197,192	\$149,608		\$0
CS-E1	Dundas Community Services	Services for Seniors A.C.T.I.V.E at the Villa Adult Day Program	A	\$45,016	\$45,917	\$45,016	\$328,393	\$0
CS-E2	St. Joseph's Villa		A	\$20,400	\$20,808	\$20,400	\$651,914	\$0
CS-E3	Wesley Urban Ministries Inc.	Seniors Outreach Program	A	\$18,918	\$34,363	\$18,918	\$114,542	\$0
CS-E4	VON Hamilton (VON Canada - Ontario Branch)	Meals on Wheels Adult Day Program/Mobile Adult Day Services	A	\$56,852	\$60,888	\$56,852	\$1,242,498	\$0
CS-E5	VON Hamilton (VON Canada - Ontario Branch)		A	\$29,238	\$31,314	\$29,238	\$841,870	\$0
CS-E6	Good Shepherd Centre Hamilton	SAM Adult Day Program	A	\$68,940	\$70,394	\$68,940	\$568,108	\$0
CS-E7	VON Hamilton (VON Canada - Ontario Branch)	Volunteer Visiting & Tele-Touch	A	\$52,191	\$53,235	\$52,191	\$472,764	\$0
CS-E8	Glanbrook Community Services (Glanbrook Home Support Program Inc)	Health & Fitness Program	A	\$16,574	\$16,574	\$16,574	\$71,156	\$0
CS-E9	Glanbrook Community Services (Glanbrook Home Support Program Inc)	Meal Supports Program	A	\$23,962	\$23,962	\$23,962	\$287,941	\$0
CS-E10	Glanbrook Community Services (Glanbrook Home Support Program Inc)	Volunteer Assisted transportation Program (VAT)	A	\$12,993	\$12,993	\$12,993	\$87,438	\$0
CS-E11	Flamborough Connects (Flamborough Information and Community Services)	Seniors Support	A	\$3,446	\$3,691	\$3,446	\$12,491	\$0
CS-E12	Glanbrook Community Services (Glanbrook Home Support Program Inc)	Community Supports Program	A	\$11,326	\$11,326	\$11,326	\$93,174	\$0
CS-E13	Ancaster Community Services	Assisted Volunteer Driving Program	B	\$9,417	\$9,605	\$9,417	\$48,495	\$0
CS-E14	Banyan Community Services Inc.	Grocer-Ease Program	B	\$19,145	\$20,504	\$19,145	\$272,935	\$0

2022 City Enrichment Fund
 Community Services

REF #	Organization Full Name:	Program Name:	RATING	2019 allocation	2022 Funding Requested	2022 Funding Recommended	Program Budget	2019 vs 2022 Funding
CS-E15	Ancaster Community Services	Meals on Wheels	B	\$5,306	\$5,571	\$5,306	\$116,356	\$0
CS-E16	Ancaster Community Services	Frozen Meals Seniors Intensive Case Management	B	\$7,946	\$7,105	\$7,105	\$74,938	-\$841
CS-E17	Catholic Family Services of Hamilton The Governing Council of The Salvation Army Canada-	Management	B	\$11,768	\$26,459	\$11,768	\$851,878	\$0
CS-E18	Mountberry Adult Day Services BGC Hamilton-Halton Adult Day Program (Hamilton East	Reopening with resilience BGC Hamilton-Halton Adult Day Program	B	\$6,200	\$6,300	\$6,200	\$693,012	\$0
CS-E19	Kiwanis Boys and Girls Club)		B	\$13,000	\$13,000	\$13,000	\$273,396	\$0
Everyone can age in place Total				\$432,638	\$474,008	\$431,797		-\$841
CS-F1	Adult Basic Education Association	Lifelong Learning Opportunities and Pathways	A	\$8,500	\$10,000	\$8,500	\$88,840	\$0
CS-F2	Neighbour to Neighbour Centre Flamborough Connects (Flamborough Information and Community Services)	Middle East Outreach	A	\$2,818	\$3,000	\$2,818	\$38,867	\$0
CS-F3		Community Outreach Services Ancaster Community Services- Youth Engagement Program	A	\$48,385	\$40,731	\$40,731	\$165,907	-\$7,654
CS-F4	Ancaster Community Services Hamilton Literacy Council (The Hamilton and District Literacy Council)	Literacy and Basic Skills for Adults	A	\$5,894	\$6,000	\$5,894	\$300,000	\$0
CS-F5	Ancaster Community Services	Community Outreach	B	\$35,991	\$37,700	\$35,991	\$239,450	\$0
CS-F6	Dundas Community Services	Community Outreach	B	\$11,099	\$11,542	\$11,099	\$38,500	\$0
CS-F7	Hamilton Council on Aging	Seniors Engagement	B	\$8,323	\$15,000	\$8,323	\$455,860	\$0
CS-F8	Rotary Club of Hamilton	Rotary Literacy in Action Program Community Social Research and Planning	B	\$7,362	\$25,000	\$7,362	\$187,320	\$0
CS-F9	Social Planning and Research Council of Hamilton		B	\$43,656	\$48,982	\$43,656	\$512,500	\$0
Capacity grows Total				\$189,603	\$212,973	\$179,392		-\$10,211
CS-G1	Canadian Mental Health Association, Hamilton	Evening Social Recreation Rehabilitation Program	A	\$24,995	\$26,727	\$24,995	\$111,075	\$0
CS-G2	Catholic Family Services of Hamilton	Individual and Family Counselling	A	\$39,901	\$58,209	\$39,901	\$249,725	\$0
CS-G3	Dundas Community Services	Counselling & Referral	B	\$7,600	\$7,752	\$7,600	\$25,923	\$0
Everyone has someone to talk to Total				\$72,496	\$92,688	\$72,496		\$0
CS-H1	Sir Winston Churchill Secondary School	SWC Outfitters Launch Affordable Supportive Housing at the former Royal Oak Dairy	DNQ		\$600		\$2,000	\$0
CS-H2	Indwell Community Homes		A		\$75,000	\$56,250	\$594,575	\$56,250

2022 City Enrichment Fund
 Community Services

REF #	Organization Full Name:	Program Name:	RATING	2019 allocation	2022 Funding Requested	2022 Funding Recommended	Program Budget	2019 vs 2022 Funding
CS-H3	AY Alternatives for Youth Hamilton	Parent Education, Support and Skills Development Program	A	\$18,162	\$14,303	\$14,303	\$73,622	-\$3,859
CS-H4	Immigrants Working Centre	IWC Employment Services	A		\$27,850	\$20,888	\$396,011	\$20,888
CS-H5	St. Matthew's House	Seniors in Kitchens (SinkS) Information and Peer Support for Cancer Patients and Families/Caregivers	A		\$40,000	\$30,000	\$674,100	\$30,000
CS-H6	Wellwood Resource Centre of Hamilton (Wellwood)	Cancer Assistance Program – Community Engagement in under-resourced areas of Hamilton	A	\$27,300	\$27,300	\$27,300	\$173,800	\$0
CS-H7	Cancer Assistance Program	Youth Afterschool Meal Program	A	\$17,500	\$23,760	\$17,500	\$79,200	\$0
CS-H8	Mission Services of Hamilton	Willow's Place	A	\$27,587	\$35,000	\$27,587	\$129,385	\$0
CS-H9	Mission Services of Hamilton	Food Access Program	A	\$25,000	\$35,000	\$25,000	\$863,226	\$0
CS-H10	Welcome Inn Community Centre	OASIS	A	\$16,482	\$25,000	\$16,482	\$150,423	\$0
CS-H11	Thrive Child and Youth Trauma Services	Youth Action	A	\$41,700	\$30,222	\$30,222	\$181,032	-\$11,478
CS-H12	Disability Justice Network Of Ontario	N2N Wellness and Mindful Movement	A		\$6,000	\$4,500	\$20,000	\$4,500
CS-H13	Neighbour to Neighbour Centre	N2N Food Skills For Kids Program	A		\$31,452	\$23,589	\$104,843	\$23,589
CS-H14	Neighbour to Neighbour Centre	N2N Intercultural Community Kitchen	A		\$31,689	\$23,767	\$105,633	\$23,767
CS-H15	Neighbour to Neighbour Centre	Senior Wellbeing project	A		\$18,979	\$14,234	\$63,265	\$14,234
CS-H16	Rygiel Supports for Community Living BGC Hamilton Halton (Hamilton East Kiwanis Boys & Girls Club)	McQuesten BGC	A		\$27,000	\$20,250	\$90,000	\$20,250
CS-H17	City Kidz Ministry	CityKidz Cares 2022	A		\$24,400	\$18,300	\$84,600	\$18,300
CS-H18	Liberty For Youth	Bright Choices Program	A	\$0	\$19,685	\$14,764	\$367,100	\$14,764
CS-H19	Neighbour to Neighbour Centre	Garden Skills Programming	A		\$46,943	\$35,207	\$156,478	\$35,207
CS-H20	Neighbour to Neighbour Centre	Helping Men Recover: 13-Week Program for Men With Lived Experience and their Family Caregivers	A	\$21,000	\$30,000	\$21,000	\$115,857	\$0
CS-H21	Wayside House of Hamilton	N2N Community Action and Advocacy Program	A		\$36,893	\$27,670	\$122,978	\$27,670
CS-H22	Neighbour to Neighbour Centre				\$30,155	\$1,535	\$100,518	\$1,535

2022 City Enrichment Fund
 Community Services

REF #	Organization Full Name:	Program Name:	RATING	2019 allocation	2022 Funding Requested	2022 Funding Recommended	Program Budget	2019 vs 2022 Funding
CS-H23	Scientists in School	Increasing Access to STEM Education for Marginalized Children in Hamilton	B		\$11,000		\$62,250	\$0
CS-H24	Neighbour to Neighbour Centre	N2N Community Meals and Good Food Markets	B		\$59,322		\$197,742	\$0
CS-H25	Hamilton Jewish Family Services	HJFS Hamilton Kosher Food Bank	B		\$40,000		\$276,313	\$0
CS-H26	Wesley Urban Ministries Inc.	Wesley Day Centre	B		\$160,000		\$540,588	\$0
CS-H27	Learning Disabilities Association of Halton-Hamilton	Mastering Mathematics	B		\$32,720		\$109,067	\$0
CS-H28	Food4Kids Hamilton	Weekends Without Hunger Hamilton Community Garden	B	\$9,542	\$50,000	\$9,542	\$877,500	\$0
CS-H29	Neighbour to Neighbour Centre Parkview Church (Parkview Church of the Christian and Missionary Alliance)	Networking Program	B		\$20,991		\$69,970	\$0
CS-H30		Compassion Ministries Peer Support for Hamiltonians with Sight Loss	B		\$11,000		\$76,582	\$0
CS-H31	Canadian National Institute for the Blind JA South Western Ontario (Junior Achievement of South Western Ontario Inc)		B		\$6,775		\$22,585	\$0
CS-H32		Financial literacy programs Bereavement Supports for All Types of Loss for Children and Families	B		\$2,340		\$7,800	\$0
CS-H33	Dr. Bob Kemp Hospice (Foundation Inc)	Body Brave Online Recovery Support Program	B	\$37,500	\$45,000	\$37,500	\$211,505	\$0
CS-H34	Body Brave		B		\$88,380		\$294,600	\$0
CS-H35	Neighbour to Neighbour Centre	N2N Cooking Up Justice Youth Kitchen	B		\$18,979		\$63,265	\$0
CS-H36	Miskha Social Services	Sanad - Case Management Program	B		\$95,400		\$318,000	\$0
CS-H37	Sisters in Sync	Recovering You - Workshop Series	B		\$22,200		\$74,000	\$0
CS-H38	Essential Aid and Family Services of Ontario Inc.	Infant & Toddler Food Bank	B		\$25,000		\$335,000	\$0
CS-H39	Safe Families Hamilton/Halton	Safe Families Hamilton/Halton	D		\$35,925		\$119,750	\$0
CS-H40	Afghan Association of Hamilton	New Home - New Hope	D		\$6,300		\$21,000	\$0
CS-H41	Ghana Association of Hamilton	Family Support Program CARING FOR OUR YOUTH	D		\$5,100		\$17,000	\$0
CS-H42	PROGRAMME JEUNESSE ICI CORP.	PROGRAM	D		\$93,428		\$311,426	\$0
CS-H43	Colombian Refugees Association	Housing aid	D		\$12,168	\$0	\$40,560	\$0

2022 City Enrichment Fund
 Community Services

REF #	Organization Full Name:	Program Name:	RATING	2019 allocation	2022 Funding Requested	2022 Funding Recommended	Program Budget	2019 vs 2022 Funding
CS-H44	Hamilton Helping Hands	Community Service Program	D		\$30,000	\$0	\$100,000	\$0
CS-H45	Somali Community In Hamilton	Community Services Program	D		\$15,000	\$0	\$50,000	\$0
CS-H46	The Children's Centre For Development	Monthly Webinar	D		\$3,600	\$0	\$12,000	\$0
Emerging needs & program innovation Total				\$241,773	\$1,527,859	\$517,389		\$275,616
Total Community Services				\$1,979,683	\$3,498,881	\$2,236,687		\$257,004

2022 City Enrichment Fund

AGRICULTURE
 Programs & Events

REF #	Organization Full Name:	Program Name:	RATING	2019 allocation	2022 Funding Requested	2022 Funding Recommended	Program Budget	2019 vs 2022 Funding
AGR-A1	Ancaster Agricultural Society	Ancaster Fair	A	\$26,000	\$28,000	\$26,000	\$660,630	\$0
AGR-A2	Rockton Agricultural Society	Rockton World's Fair	A	\$27,139	\$35,000	\$27,139	\$645,000	\$0
AGR-A3	Binbrook Agricultural Society	Binbrook Fair 2022	A	\$10,200	\$30,000	\$10,200	\$188,250	\$0
AGR-A4	Golden Horseshoe Beekeepers' Association ³	GHBA Public Education Program	A	\$1,475	\$1,530	\$1,475	\$5,100	\$0
AGR-A5	Hamilton-Wentworth 4-H Association ³ Locke Street Farmers' Market (23027474 Ontario Inc)	Agriculture - 4-H Association	A	\$6,000	\$5,500	\$5,500	\$18,500	-\$500
AGR-A6		Community Programming Field of Dreams - Horses and Wellness	A	\$1,950	\$2,100	\$1,950	\$7,000	\$0
AGR-A7	The Equestrian Association for the Disabled (TEAD)	Experience	A		\$10,000	\$7,500	\$34,000	\$7,500
AGR-A8	Ancaster Farmers Market	Ancaster Farmers Market	B	\$3,000	\$5,000	\$3,000	\$29,921	\$0
AGR-A9	Hamilton Sustainable Victory Gardens Inc. Hamilton Wentworth Soil and Crop Improvement Association ³	Agriculture Improving Soil Health in Hamilton	B	\$19,741	\$11,774	\$11,774	\$39,247	-\$7,967
AGR-A10		Agriculture Southwentworth Plowmen's Association	B	\$2,923	\$4,800	\$2,923	\$16,000	\$0
AGR-A11	Southwentworth Plowmen's Association	Annual Plowing Match	B	\$1,428	\$2,100	\$1,428	\$7,000	\$0
AGR-A12	Ancaster Horticultural Society	To beautify Ancaster and to educate on horticultural topics	B	\$4,000	\$4,000	\$4,000	\$16,016	\$0
AGR-A13	Stoney Creek BIA	Agriculture general - Market in the Creek in Downtown Stoney Creek	B		\$5,000	\$2,500	\$39,600	\$2,500
AGR-A14	Westdale Village BIA	Casual Market	B		\$3,000	\$1,500	\$21,000	\$1,500
AGR-A15	Wentworth District Womens Institute ¹ (Federated Women's Institute of Ontario)	Scholarship and Rose Program	B		\$5,000	\$2,500	\$17,000	\$2,500
Total Agriculture				\$103,856	\$152,804	\$109,389	\$1,744,264	\$5,533

¹ Final Report Pending

³ Owes funds to the City

2022 City Enrichment Fund
 ARTS

REF #	Organization Full Name:	Program Name:	RATING	2019 allocation	2022 Funding Requested	2022 Funding Recommended	Program Budget	2019 vs 2022 Funding
ARTS								
ART-A1	Supercrawl Productions	Supercrawl	A	\$135,252	\$200,000	\$135,252	\$1,757,000	\$0
ART-A2	Art Gallery of Hamilton	Annual Operations	A	\$1,000,000	\$1,500,000	\$1,000,000	\$5,624,119	\$0
ART-A3	Hamilton Literary Festival Association	gritLIT Festival 2022	A	\$13,260	\$16,000	\$13,260	\$88,000	\$0
ART-A4	Dundas Pipes and Drums	Annual Operations	A	\$3,860	\$3,042	\$3,042	\$10,140	-\$818
ART-A5	Hamilton All Star Jazz Band Inc.	Hamilton All Star Jazz Bands Inc	A	\$9,500	\$9,500	\$9,500	\$53,405	\$0
ART-A6	Hamilton Children's Choir	Hamilton Children's Choir	A	\$52,265	\$55,000	\$52,265	\$520,093	\$0
ART-A7	Centre[3] for artistic and social practice (Centre[3] for print and media arts)	Annual Operations	A	\$53,581	\$80,000	\$53,581	\$1,231,200	\$0
ART-A8	Hamilton Festival Theatre Company	Hamilton Fringe Festival/ Frost Bites/ Artist Development Programs (ALERT/SPARK)	A	\$53,053	\$60,000	\$53,053	\$641,328	\$0
ART-A9	Brott Music Festival	Annual Operations	A	\$182,800	\$225,000	\$182,800	\$1,670,400	\$0
ART-A10	Carnegie Gallery (Dundas Art and Craft Association)	Arts Operating	A	\$15,000	\$20,000	\$15,000	\$420,600	\$0
ART-A11	Hamilton Artists Inc.	Arts Operating	A	\$58,140	\$75,000	\$58,140	\$317,357	\$0
ART-A12	Hamilton Music Collective	Hamilton Music Collective - Changing Lives Through Music - Empowering Change in the Community	A	\$63,648	\$100,000	\$63,648	\$614,975	\$0
ART-A13	Hamilton Arts Council (Hamilton and Region Arts Council)	Hamilton Arts Council - Operating	A	\$42,700	\$69,219	\$42,700	\$372,551	\$0
ART-A14	Theatre Aquarius Inc.	Annual Operations	A	\$260,100	\$265,302	\$260,100	\$2,742,528	\$0
ART-A15	Culture for Kids in the Arts	Arts Operating	A	\$23,644	\$30,000	\$23,644	\$400,000	\$0
ART-A16	Bach Elgar Choir (Bach Elgar Choral Society)	Annual Operations	A	\$28,500	\$29,500	\$28,500	\$130,195	\$0
ART-A17	The Harlequin Singers of Hamilton	Harlequin Singers 2022 Concert Series	A	\$3,850	\$3,850	\$3,850	\$21,000	\$0
ART-A18	Dundas Concert Band Inc.	Dundas Concert Band	A	\$2,400	\$2,850	\$2,400	\$9,527	\$0
ART-A19	Workers Arts and Heritage Centre Inc	Annual Operations	A	\$35,700	\$36,414	\$35,700	\$404,519	\$0
ART-A20	Dundas Valley School of Art	DVSA Annual Operations	A	\$109,109	\$572,876	\$109,109	\$1,909,587	\$0
ART-A21	Factory Media Centre	Annual Operations	A	\$18,800	\$30,000	\$18,800	\$144,236	\$0
ART-A22	ICAA	Newcomer Artists Mentorship Program	A	\$19,000	\$21,000	\$19,000	\$70,000	\$0
ART-A23	Hamilton Youth Steel Orchestra	HYSO	A	\$10,098	\$15,826	\$10,098	\$52,755	\$0
ART-A24	Telling Tales	14th Annual Telling Tales Festival and Year Round Programming	A	\$16,703	\$27,500	\$16,703	\$389,095	\$0
ART-A25	Tune In Foundation	Annual Operations	A		\$23,500	\$17,625	\$78,383	\$17,625
ART-A26	Hamilton Philharmonic Orchestra	Arts Operating for Established Professional Organizations	B	\$171,666	\$275,000	\$171,666	\$1,500,000	\$0
ART-A27	Aeris Körper Contemporary Dance	Aeris Körper Contemporary Dance 2022 Operations	B		\$29,000	\$14,500	\$251,400	\$14,500
ART-A28	HCA Dance Theatre (Hamilton Conservatory for the Arts)	Arts Operating	B	\$10,000	\$40,000	\$10,000	\$216,665	\$0

2022 City Enrichment Fund

ARTS

REF #	Organization Full Name:	Program Name:	RATING	2019 allocation	2022 Funding Requested	2022 Funding Recommended	Program Budget	2019 vs 2022 Funding
ART-A29	Hamilton Academy of Performing Arts	Public Programming	B	\$20,000	\$30,000	\$20,000	\$191,935	\$0
ART-A30	Industry Performance Makers Arts Organization ¹	Annual Operations	B		\$29,925	\$14,963	\$115,845	\$14,963
ART-A31	Open Heart Arts Theatre	Open Heart Arts Theatre	B		\$27,474	\$13,737	\$91,580	\$13,737
ART-A32	The Duet Club of Hamilton	Holiday Concert, 2022	D		\$2,400	\$0	\$8,000	\$0
ART-A33	Musikay Chamber Ensemble	Musikay 2022-2023 season	D		\$7,500	\$0	\$32,300	\$0
		Annual Operations - Chamber Music						
ART-A34	Chamber Music Hamilton ²	Hamilton - Arts Operating 2022	C	\$5,635	\$25,500	\$5,635	\$85,000	\$0
ART-A35	Westdale Cinema Group	Westdale Cinema Group	D		\$30,000	\$0	\$551,900	\$0
				\$2,418,264	\$3,968,178	\$2,478,271		\$60,007
FESTIVALS								
	Centre francophone Hamilton (Centre francais)							
ART-B1	Hamilton Inc)	FrancoFEST 2022	A	\$26,010	\$40,000	\$26,010	\$468,300	\$0
ART-B2	Festival of Friends (Hamilton-Wentworth)	Festival of Friends	A	\$90,000	\$100,000	\$90,000	\$447,500	\$0
ART-B3	Greater Hamilton Arts And Events ¹	Arts Festivals - ArtsFest	D	\$25,000	\$25,000	\$0	\$200,000	-\$25,000
ART-B4	Greater Hamilton Arts And Events	Arts Festivals - OctoberWest	D		\$25,000	\$0	\$105,000	\$0
				\$141,010	\$190,000	\$116,010		-\$25,000
ARTS - CAPACITY BUILDING								
	Hamilton Music Collective - Changing Lives							
	Through Music - Empowering Change in the							
ART-C1	Hamilton Music Collective	Community	B		\$25,000	\$12,500	\$84,997	\$12,500
ART-C2	The Harlequin Singers of Hamilton	Harlequin Singers 2022 Concert Series	D		\$3,850	\$0	\$21,000	\$0
				\$0	\$28,850	\$12,500		\$12,500
CREATION & PRESENTATION								
ART-D1	Niv Shimshon	Creation & Presentation (Emerging)	A		\$5,000	\$3,750	\$19,502	\$3,750
ART-D2	Alex Whorms	Emerging Artist Project	A		\$5,000	\$3,750	\$25,000	\$3,750
ART-D3	Fiona Kinsella	Creation and Presentation for Arts	A		\$10,000	\$7,500	\$35,000	\$7,500
ART-D4	Karen Ancheta	Arts-Creative Presentation	A		\$10,000	\$7,500	\$37,000	\$7,500
	"Worship in a Time of Plague" Collective (Capella							
	(Capella Intima, Wolfstone Media, Gallery							
ART-D5	Intima/Wolfstone Media/Gallery Players of Niagara)	Players of Niagara)	A		\$10,000	\$7,500	\$51,000	\$7,500
ART-D6	Sid Ryan Eilers (Lisa Emmons)	Kiss The Stormy Sky	A		\$10,000	\$7,500	\$91,975	\$7,500
ART-D7	Nancy Anne McPhee	Textile installation series	A		\$10,000	\$7,500	\$33,334	\$7,500
ART-D8	Exchange Rate Collective	Arts-Creative Presentation	A		\$10,000	\$7,500	\$40,785	\$7,500
	the pack : a full-length, site-specific dance							
	show							
ART-D9	FREEWATER (Mikaela Demers)	show	B		\$10,000	\$5,000	\$47,134	\$5,000
ART-D10	Karen Logan Art	Creation and Presentation for Artists	B		\$7,250	\$2,500	\$24,578	\$2,500
	Azuline Duo - A New 19th Century Parlour							
	Concert							
ART-D11	Azuline Duo (Sara Traficante)	Concert	B		\$4,400	\$2,200	\$14,825	\$2,200

2022 City Enrichment Fund
 ARTS

REF #	Organization Full Name:	Program Name:	RATING	2019 allocation	2022 Funding Requested	2022 Funding Recommended	Program Budget	2019 vs 2022 Funding
ART-D12	CODA FACTO (Alex DeRoo)	Arts - Creation & Presentation, Emerging Arts	B		\$5,000	\$2,500	\$23,000	\$2,500
ART-D13	Nea Reid	Creation and Presentation	B		\$10,000	\$5,000	\$40,000	\$5,000
ART-D14	Megan English Dance (Megan English)	Arts - Creation and Presentation Grants for Arts Professionals	B		\$10,000	\$5,000	\$43,200	\$5,000
ART-D15	Radha Menon	Death Cry of a Peacock novel	B		\$10,000	\$5,000	\$34,815	\$5,000
ART-D16	Art To Go Podcast (Cornelia Peckart)	Art To Go Podcast - Seven in the Summer	B		\$10,000	\$2,910	\$19,400	\$2,910
ART-D17	Luckystickz (Dejehan Hamilton)	"Discomfort" Album	B		\$7,719	\$3,860	\$25,730	\$3,860
ART-D18	Tracey-Mae Chambers	#hopeandhealingcanada	B		\$9,000	\$2,250	\$15,000	\$2,250
ART-D19	Trip Print Press (Nicholas Kennedy)	Established Artist Project	B		\$3,600	\$1,800	\$12,000	\$1,800
ART-D20	Urban Moorings Two	Urban Moorings Two	B		\$10,000	\$5,000	\$78,350	\$5,000
ART-D21	Chastity	Chastity - Established Artist Project	B		\$9,000	\$4,500	\$30,000	\$4,500
ART-D22	Ellis Songs (Linnea Williams)	Established Professional Artist Project	B		\$10,000	\$5,000	\$39,219	\$5,000
ART-D23	R.G.Wunderink Art (Rachelle Wunderink)	Creation & Presentation - Arts Program	B		\$5,000	\$2,273	\$15,150	\$2,273
ART-D24	HamiltonSeen	Shining Waters	B		\$10,000	\$5,000	\$40,000	\$5,000
ART-D25	Gary Barwin	Creation & Presentation	B		\$5,000	\$2,500	\$30,000	\$2,500
ART-D26	Reverend Marco D'Andrea ¹ (Emilio Marco D'Andrea)	Creation & Presentation (Established)	D		\$6,300	\$0	\$21,000	\$0
ART-D28	Morgan Wedderspoon	Established Artist Project	Withdrew		\$5,300	\$0	\$19,200	\$0
ART-D27	Tottering Biped Theatre Inc.	Annual Summer Shakespeare Project	DNQ		\$20,000	\$0	\$70,000	\$0
TOTAL ARTS					\$0	\$237,569	\$114,793	\$114,793
					\$2,559,274	\$4,424,597	\$2,721,573	\$162,299

¹ Final Report Pending

² Addition Information Required

2022 City Enrichment Fund
 Environment

REF #	Organization Full Name:	Program Name:	RATING	2019 allocation	2022 Funding Requested	2022 Funding Recommended	Program Budget	2019 vs 2022 Funding
ENV-A1	Hamilton-Wentworth Green Venture Sustainability Leadership (Sustainable	Building Greenspace Stewardship Capacity	A		\$23,000	\$17,250	\$83,400	\$17,250
ENV-A2	Hamilton)	Business Development Initiative	B	\$0	\$25,000	\$12,500	\$136,200	\$12,500
Capacity Building Total				\$0	\$48,000	\$29,750		\$29,750
ENV-C1	Hamilton-Wentworth Green Venture	NATURhoods: Helping Hamiltonians naturally adapt to urban runoff	A	\$24,545	\$25,000	\$24,545	\$155,600	\$0
ENV-C2	Hamilton-Wentworth Green Venture	Experiential Environmental Learning	A		\$25,000	\$18,750	\$85,650	\$18,750
ENV-C3	A Rocha Canada	Operation Wild	A	\$10,000	\$35,000	\$10,000	\$122,000	\$0
ENV-C4	Bay Area Restoration Council (of Hamilton and Halton Inc)	School and Volunteer Programming for Hamilton Harbour Restoration	A	\$14,382	\$35,000	\$14,382	\$175,150	\$0
ENV-C5	Hamilton)	Water Management Framework for Business	A		\$35,000	\$26,250	\$153,530	\$26,250
ENV-C6	Hamilton Naturalists Club	Wonderful Woodlands	A		\$10,000	\$7,500	\$40,000	\$7,500
ENV-C7	Environment Hamilton Incorporated	Environment Hamilton Climate Action Campaign	B		\$13,500	\$6,750	\$153,410	\$6,750
ENV-C8	Trees For Hamilton	Tree for Hamilton 2022 Tree Planting Events	B	\$1,400	\$2,500	\$1,400	\$22,396	\$0
Projects & Programs Total				\$50,327	\$181,000	\$109,577		\$59,250
Grand Total				\$50,327	\$229,000	\$139,327		\$89,000

2022 City Enrichment Fund
 Communities, Culture & Heritage

REF #	Organization Full Name:	Program Name:	RATING	2019 allocation	2022 Funding Requested	2022 Funding Recommended	Program Budget	2019 vs 2022 Funding
Events &								
CCH-A1	Downtown Dundas BIA Downtown Hamilton Business Improvement Area	Community, Culture, Heritage Large Events	A		\$34,545	\$25,909	\$115,150	\$25,909
CCH-A2	Area	Gore Park Summer Promenade Imagine in the Park Children's Arts Festival	A	\$9,762	\$17,929	\$9,762	\$59,762	\$0
CCH-A3	Rotary Club of Hamilton AM	Sundays UnLocked	A	\$5,100	\$6,000	\$5,100	\$36,300	\$0
CCH-A4	Locke Street Business Improvement Area	Barton Village Festival	A	\$0	\$13,500	\$10,125	\$48,000	\$10,125
CCH-A5	Barton Village Business Improvement Area	Activities and Concerts	A	\$3,433	\$4,750	\$3,433	\$45,000	\$0
CCH-A6	Dundas Valley Orchestra	Core Programs: Salsa on the Waterfront and SalsaSoul Sundays	A	\$5,100	\$5,000	\$5,000	\$36,030	-\$100
CCH-A7	SalsaSoul Productions	Ancaster Heritage Days 2022 Summer Event	A	\$3,742	\$5,988	\$3,742	\$19,959	\$0
CCH-A8	Ancaster Heritage Days	CCH-Events & Est. Activities Large - HAL Presents	A	\$26,550	\$26,220	\$26,220	\$87,400	-\$330
CCH-A9	Hamilton Arts & Letters	Hamilton Sings! Community Choir	A	\$7,283	\$9,000	\$7,283	\$38,980	\$0
CCH-A10	Hamilton Sings! Community Choir	Dundas Historical Society Museum - Exhibitions Program	A		\$5,000	\$3,750	\$32,420	\$3,750
CCH-A11	Dundas Museum & Archives (Dundas Historical Society Museum)	Communities, Culture & Heritage Program	A	\$10,200	\$11,000	\$10,200	\$74,624	\$0
CCH-A12	Hamilton Folk Arts Heritage Council ³	6th Annual Assyrian Festival of Nusardil	A	\$58,905	\$54,287	\$54,287	\$210,000	-\$4,618
CCH-A13	Bet Nahrain Assyrian Heritage Centre South Asian Heritage Association of Hamilton & Region ³	Spring Festival of South Asia	A	\$1,196	\$4,994	\$1,196	\$16,645	\$0
CCH-A14	Lynden Canada Day Committee	Artist fees	A	\$5,250	\$9,175	\$5,250	\$37,250	\$0
CCH-A15	Waterdown's Oh Canada Ribfest (Rotary Club of Waterdown)	Waterdown's Rotary Ribfest	A	\$7,500	\$7,500	\$7,500	\$40,000	\$0
CCH-A16	Concession BIA	Concession Sidewalk Sounds 2022	A	\$25,000	\$30,000	\$25,000	\$195,000	\$0
CCH-A17	Hamilton-Halton Chinese Choir	Concert & Established Activities	A	\$4,000	\$5,000	\$4,000	\$30,990	\$0
CCH-A18	CACTUS FESTIVAL OF DUNDAS ONTARIO	DUNDAS CACTUS FESTIVAL	A	\$1,400	\$3,100	\$1,400	\$8,600	\$0
CCH-A19	Comunita Racalmutese Maria SS Del Monte Ontario Inc.	Communities, Culture & Heritage Ancaster Heritage Days 2022 Winter Event	B	\$35,700	\$53,400	\$35,700	\$274,291	\$0
CCH-A20	Ancaster Heritage Days	Event	B	\$6,000	\$12,488	\$6,000	\$99,802	\$0
CCH-A21				\$1,995	\$2,685	\$1,995	\$8,950	\$0

2022 City Enrichment Fund

Communities, Culture & Heritage

REF #	Organization Full Name:	Program Name:	RATING	2019 allocation	2022 Funding Requested	2022 Funding Recommended	Program Budget	2019 vs 2022 Funding
CCH-A22	Sinfonia Ancaster (Ancaster Society for the Performing Arts)	Sinfonia Ancaster	B	\$8,231	\$11,081	\$8,231	\$36,935	\$0
CCH-A23	Dundas Cactus Parade Inc.	Dundas Cactus Parade	B	\$10,649	\$10,665	\$10,649	\$35,550	\$0
CCH-A24	Winona Peach Festival	Community, Culture & Heritage	B	\$86,700	\$98,000	\$86,700	\$355,600	\$0
CCH-A25	Zula Music And Arts Collective Hamilton	2022 Something Else! Festival	B	\$10,200	\$28,000	\$10,200	\$100,000	\$0
CCH-A26	Binbrook Parade Committee	Binbrook Santa Claus Parade	B	\$0	\$5,000	\$0	\$20,000	\$0
CCH-A27	Gourley Park Community Association	Winterfest/EasterEggHunt/Pumpkinfest Community, Culture, Heritage Large	B	\$2,765	\$5,355	\$2,765	\$12,600	\$0
CCH-A28	Downtown Dundas BIA	Events	B	\$28,886	\$34,153	\$28,886	\$113,842	\$0
CCH-A29	Hamilton and District Labour Council	Celebrating Labour Day 2022	B	\$10,000	\$10,000	\$10,000	\$42,120	\$0
CCH-A30	Asociacion Fraternidad Hispana (Fraternity Hispanic Association)	2022 Hispanic/Latin American Heritage Month	B	\$3,000	\$3,500	\$3,000	\$13,250	\$0
CCH-A31	Durand Neighbourhood Association Inc.	Communities, Culture and Arts	B	\$1,378	\$1,575	\$1,378	\$5,250	\$0
CCH-A32	Living Rock Ministries	Arts of August Musicata-Hamilton's Voices concert series, 2021-22	B	\$5,000	\$5,000	\$5,000	\$35,000	\$0
CCH-A33	Musicata-Hamilton's Voices (John Laing Singers)	My City, My Voice	B	\$3,000	\$9,000	\$3,000	\$30,000	\$0
CCH-A34	Hamilton You Poets	Concession Streetfest 2022	B	\$8,000	\$10,000	\$8,000	\$46,570	\$0
CCH-A35	Concession BIA	Community Events Established - Saturdays in the Creek	B	\$3,000	\$10,000	\$3,000	\$45,000	\$0
CCH-A36	Stoney Creek BIA ¹	Hamilton Black Film Festival	B		\$29,500	\$0	\$99,500	\$0
CCH-A37	Hamilton Black Film Festival	Westdale Live!	B		\$5,000	\$0	\$28,000	\$0
CCH-A38	Westdale Village BIA	Dundas Museum & Archives (Dundas Historical Society Museum)	B	\$5,100	\$5,000	\$5,000	\$20,352	-\$100
CCH-A39	Society Museum)	Discover Your Historical Dundas	B	\$5,100	\$5,000	\$5,000	\$20,352	-\$100
CCH-A40	Festitalia Corporation ³	Festitalia 2022	B	\$18,750	\$25,000	\$18,750	\$170,700	\$0
CCH-A41	INDIA CANADA SOCIETY	GANDHI PEACE FESTIVAL	B	\$4,140	\$4,140	\$4,140	\$15,000	\$0
CCH-A42	Stoney Creek Santa Claus Parade	Santa Clause Parade	B	\$3,000	\$3,500	\$3,000	\$32,100	\$0
CCH-A43	Children's International Learning Centre (Hamilton)	Festivals of Light Educational Programme	B	\$0	\$12,000	\$0	\$53,860	\$0
CCH-A44	Chorus Hamilton	Chorus Hamilton's 2022 season	B	\$5,000	\$5,000	\$5,000	\$38,660	\$0
CCH-A45	Canadian Warplane Heritage	CWH - Canada's Flying Museum is 50 years old	D		\$146,187	\$0	\$462,300	\$0
CCH-A46	Sustainability Leadership (Sustainable Hamilton)	Signature Event Series	D		\$25,000	\$0	\$116,415	\$0

2022 City Enrichment Fund

Communities, Culture & Heritage

REF #	Organization Full Name:	Program Name:	RATING	2019 allocation	2022 Funding Requested	2022 Funding Recommended	Program Budget	2019 vs 2022 Funding
CCH-A47	Ottawa Street Business Improvement Area	2022 Sidewalk Sale	D		\$3,600	\$0	\$10,779	\$0
CCH-A48	Ottawa Street Business Improvement Area	Holiday Cheer 2022	D		\$3,600	\$0	\$9,800	\$0
CCH-A49	iBalance Living Association	New links between Seniors –Juniors under the Covid-Crisis	D		\$5,000	\$0	\$9,423	\$0
CCH-A50	Flamborough Santa Claus Parade ²	FSCP	C	\$15,000	\$15,000	\$15,000	\$60,000	\$0
CCH-A51	Hamilton Waterfront Trust ²	Waterfront Tours - Hamilton Waterfront Trolley and Hamiltonian Tour Boat-Sightseeing Tours by Land & Water	C	\$5,000	\$30,000	\$5,000	\$120,000	\$0
CCH-A52	Polish Symfonia Choir ²	Christmas Carols Concert	C	\$4,038	\$4,467	\$4,038	\$14,890	\$0
CCH-A53	Hamilton Santa Claus Parade Committee ^{2,3}	Hamilton Santa Claus Parade	C	\$46,231	\$50,000	\$46,231	\$90,280	\$0
CCH-A54	African Caribbean Cultural Potpourri Inc (ACCPI)	ACCPI Scholarship Awards Program	DNQ		\$6,000		\$24,000	\$0
CCH-A55	The Gasworks (The John and Ellie Voortman Charitable Foundation)	Porch Concerts at The Gasworks	DNQ		\$1,500		\$5,000	\$0
				\$505,184	\$964,120	\$539,820		\$34,636
New Projects								
CCH-B1	Pride Hamilton ¹	Pride Hamilton 2022	A	\$7,650	\$46,050	\$26,250	\$153,500	\$18,600
CCH-B2	Red Betty Theatre	Rukmini's Gold Production	A		\$31,000	\$23,250	\$116,830	\$23,250
CCH-B3	Zula Music And Arts Collective Hamilton	2022 Watch it Burn! Series	B		\$30,000	\$0	\$100,000	\$0
CCH-B4	Canadian Society of Contemporary Iron Arts	Communities, Culture And Heritage: New Projects	B		\$2,000	\$0	\$10,000	\$0
CCH-B5	Ghana Association of Hamilton	Ghanaian Cultural Fiesta	B		\$2,165	\$0	\$6,807	\$0
CCH-B6	hamilton jewish federation	#nomoreantisemitism international conference	D		\$45,000	\$0	\$154,500	\$0
CCH-B7	Sir John A. Macdonald Society	Canada's Birthday Celebration	D		\$600	\$0	\$2,000	\$0
				\$7,650	\$156,815	\$49,500		\$41,850
Capacity Building								
CCH-C1	Zula Music And Arts Collective Hamilton	Zula Reconstruction	A		\$2,460	\$1,845	\$8,200	\$1,845
CCH-C2	Women's Art Association of Hamilton	Capacity Building for Arts Organizations	D		\$7,600	\$0	\$26,200	\$0
CCH-C3	BLK OWNED Ltd	Black Youth Entrepreneurship Hub	DNQ		\$30,000		\$156,576	\$0
CCH-C4	Jazz Connection Big Band	The Jazz Connection Big Band 2022/23 Season	DNQ		\$6,000		\$20,000	\$0

2022 City Enrichment Fund
 Communities, Culture & Heritage

REF #	Organization Full Name:	Program Name:	RATING	2019 allocation	2022 Funding Requested	2022 Funding Recommended	Program Budget	2019 vs 2022 Funding
CCH-C5	Ottawa Street Business Improvement Area	Sew Hungry 2022	DNQ	\$7,892	\$14,228	\$0	\$47,426	-\$7,892
				\$7,892	\$60,288	\$1,845		-\$6,047
TOTAL Communities, Culture & Heritage (CCH)				\$520,726	\$1,181,223	\$591,165		\$70,439

¹ Final Report Pending

² Addition Information Required

³ Owes funds to the City

2022 City Enrichment Fund
 Sports & Active Lifestyles

REF #	Organization Full Name:	Program Name:	RATING	2019 allocation	2022 Funding Requested	2022 Funding Recommended	Program Budget	2019 vs 2022 Funding
SAL-A1	Saltfleet Stoney Creek Soccer Club	GrassRoots Training Program - Revitalizing after the Pandemic	A	\$3,825	\$10,000	\$3,825	\$350,000	\$0
SAL-A2	Flamborough Dundas Soccer Club	FDSC followsLTPD for Grassroots Soccer	A	\$3,902	\$7,680	\$3,902	\$35,000	\$0
SAL-A3	The Hamilton and District Soccer Association ¹	Hamilton Soccer - GrassRoots Soccer - Retention of Program Initiatives	A	\$7,500	\$10,000	\$7,500	\$65,000	\$0
SAL-A4	Hamilton Ringette Association ¹	FUN 1 FUN2 FUN3	A		\$7,500	\$5,625	\$33,950	\$5,625
SAL-A5	Friends of Bishop Ryan	Wrestling Development Program	A		\$7,500	\$5,625	\$28,750	\$5,625
SAL-A6	Hamilton Aquatic Club (Hamilton-Wentworth Aquatic Club)	Swimmer Support Program Long-Term Athlete Development Planning and Implementation	A		\$7,500	\$5,625	\$49,922	\$5,625
SAL-A7	Hamilton Aquatic Water Polo Club		B		\$1,395	\$698	\$4,650	\$698
Long Term Athlete Development Total				\$15,227	\$51,575	\$32,800		\$17,573
SAL-B1	Flamborough Dundas Soccer Club	New Club Awareness	A	\$7,491	\$5,400	\$5,400	\$18,000	-\$2,091
SAL-B2	Hamilton Olympic Club	Hamilton Olympic Club - Sport Awareness Program	A		\$7,500	\$5,625	\$64,123	\$5,625
SAL-B3	Saltfleet Stoney Creek Soccer Club	SSC - Advanced Development Program - Re-Building the Pathway	A	\$5,355	\$10,000	\$5,355	\$200,000	\$0
SAL-B4	SportHamilton	SportHamilton Community Communication strategy project	A		\$8,550	\$5,625	\$28,500	\$5,625
SAL-B5	Hamilton Aquatic Club (Hamilton-Wentworth Aquatic Club)	HAC Sport Promotion Program	A		\$5,615	\$4,211	\$18,719	\$4,211
SAL-B6	The Hamilton and District Soccer Association ¹	Hamilton Soccer - Continued Enhancement of the Match Official Mentorship	A	\$5,722	\$7,500	\$5,722	\$36,000	\$0
Sport Awareness Total				\$18,568	\$44,565	\$31,938		\$13,370
SAL-C1	The Equestrian Association for the Disabled (TEAD)	Trotting into the Future	A		\$6,500	\$4,875	\$36,350	\$4,875
SAL-C2	Flamborough Dundas Soccer Club	FDSC Builds Capacity	A	\$7,500	\$7,680	\$7,500	\$25,600	\$0
SAL-C3	Hamilton Hornets Rugby Football Club	Hornets Sustainability Program	A	\$7,500	\$7,500	\$7,500	\$25,700	\$0
SAL-C4	National Cycling Centre-Hamilton	2022 NCCH Building the Support Team for Riders/Cyclists	A		\$5,831	\$4,373	\$19,436	\$4,373
SAL-C5	Monte Cristo Track Club	Monte Cristo Track Club - Capacity Building Project	A		\$7,200	\$5,400	\$24,000	\$5,400
SAL-C6	Golden Horseshoe Track & Field Council	Golden Horseshoe Track & Field Council - Capacity Building Program	A	\$2,250	\$16,230	\$2,250	\$54,103	\$0
SAL-C7	Hamilton Aquatic Water Polo Club	Capacity building/Succession Planning/Professional Development	A		\$1,890	\$1,418	\$6,300	\$1,418

2022 City Enrichment Fund

Sports & Active Lifestyles

REF #	Organization Full Name:	Program Name:	RATING	2019 allocation	2022 Funding Requested	2022 Funding Recommended	Program Budget	2019 vs 2022 Funding
SAL-C8	Saltfleet Stoney Creek Soccer Club	SSC - Sports Rebuilding After COVID	B		\$9,000	\$4,500	\$30,000	\$4,500
Capacity Building Total				\$17,250	\$61,831	\$37,816		\$20,566
SAL-D1	Knot A Breast	Dragon Boat Sport Development and Wellness Program	A	\$7,500	\$7,500	\$7,500	\$26,375	\$0
SAL-D2	Wesley Urban Ministries Inc.	Youth Centre at Beasley	A	\$7,500	\$7,500	\$7,500	\$27,500	\$0
SAL-D3	BGC Hamilton-Halton (Hamilton East Kiwanis Boys and Girls Club)	Midnight Basketball	A	\$7,500	\$7,500	\$7,500	\$72,500	\$0
SAL-D4	Binbrook Minor Baseball Association (8746974 Canada Association)	Rally Cap	B	\$5,414	\$4,950	\$4,950	\$16,500	-\$464
Sport Development Total				\$27,914	\$27,450	\$27,450		-\$464
SAL-E1	The Equestrian Association for the Disabled (T.E.A.D.)	Subsidies	A	\$7,500	\$7,142	\$7,142	\$23,807	-\$358
SAL-E2	Royal Hamilton Yacht Club (Established 1888 Inc)	RHYC Able Sail	A	\$6,120	\$7,447	\$6,120	\$24,823	\$0
SAL-E3	Saltfleet Stoney Creek Soccer Club	SSC - Special Needs & All Abilities Program	A		\$7,500	\$5,625	\$35,000	\$5,625
SAL-E4	Flamborough Dundas Soccer Club	FDSC Special Soccer	A	\$6,900	\$8,880	\$6,900	\$29,600	\$0
SAL-E5	BGC Hamilton-Halton (Hamilton East Kiwanis Boys and Girls Club)	BGC Hamilton-Halton HAVES	A	\$5,414	\$7,500	\$5,414	\$32,500	\$0
SAL-E6	Hamilton Aquatic Club (Hamilton-Wentworth Aquatic Club)	Jimmy Thompson Swimmer Participation Program	B		\$11,550	\$5,775	\$38,500	\$5,775
Accessibility Total				\$25,934	\$50,019	\$36,976		\$11,042
SAL-F1	Fit Active Beautiful Foundation (FAB)	2022 FAB Girls 5K Challenge Program	A	\$7,500	\$7,500	\$7,500	\$69,041	\$0
SAL-F2	Flamborough Dundas Soccer Club	FDSC Soccer for Life	A	\$4,500	\$7,680	\$4,500	\$27,000	\$0
SAL-F3	New Hope Community Bikes	New Hope Community Bikes Youth Cycling Program	A		\$7,500	\$5,625	\$25,493	\$5,625
SAL-F4	Hamilton Hornets Rugby Football Club	Rugby for Newcomers and At-Risk Youth	A	\$5,462	\$7,500	\$5,462	\$28,225	\$0
SAL-F5	BGC Hamilton-Halton (Hamilton East Kiwanis Boys and Girls Club)	Let's Get Moving	A		\$7,500	\$5,625	\$407,500	\$5,625
SAL-F6	The Equestrian Association for the Disabled (T.E.A.D.)	Equine-Assisted Learning Facilitator Certification	A		\$6,260	\$4,695	\$43,328	\$4,695
SAL-F7	Hamilton Chinese Sports Association	Go to Play	A	\$2,283	\$4,527	\$2,283	\$15,090	\$0
SAL-F8	Hamilton Olympic Club	Hamilton Olympic Club - Active for Life Program	A		\$7,500	\$5,625	\$64,123	\$5,625
SAL-F9	Hamilton Aquatic Water Polo Club	Swim & Play Ball program	A		\$5,400	\$4,050	\$30,000	\$4,050
SAL-F10	Living Rock Ministries	Rock-in-Action	A	\$4,058	\$8,607	\$4,058	\$28,690	\$0
SAL-F11	Hamilton Bay Sailing Club	Sports and Active Lifestyle-Active for Life	B	\$7,500	\$7,500	\$7,500	\$43,482	\$0

2022 City Enrichment Fund
 Sports & Active Lifestyles

REF #	Organization Full Name:	Program Name:	RATING	2019 allocation	2022 Funding Requested	2022 Funding Recommended	Program Budget	2019 vs 2022 Funding
SAL-F12	The Croatian Sports and Community Centre of Hamilton	Expanding sports offerings for youth and adults	B		\$7,500	\$3,750	\$25,000	\$3,750
Active for Life Total				\$31,303	\$84,974	\$60,673		\$29,370
SAL-G1	91st Highlanders Track and Field Association	Hamilton Indoor Games	Withdrew	\$23,535	\$31,500	\$0	\$105,000	-\$23,535
SAL-G2	Ontario Cycling Association	Paris to Ancaster Bicycle Race	A	\$12,546	\$20,000	\$12,546	\$225,000	\$0
Multi-Sport Total				\$36,081	\$51,500	\$12,546		-\$23,535
Grand Total				\$172,277	\$371,914	\$240,199		\$67,922

¹ Final Report Pending

Appendix “B” to Item 1 of Grants Sub-Committee Report 22-002
Page 1 of 1

City Enrichment Fund - Payment Plan

Upon Council approval and the receipt of the signed City Enrichment Fund Agreement, the following payment plan will apply:

\$0 - \$10,000	paid out 100% upon Council Approval
\$10,001 - \$100,000	paid 80% on Council Approval; 20% released November 1, 2022
Over \$100,000	paid monthly

City Enrichment Fund Agreements which are not completed and returned by November 1, 2022 will result in the grant being forfeited.

In the case where a successful grant applicant has outstanding arrears with the City of Hamilton as of December 31, 2021, the grant will first be applied against the outstanding arrears, with the remainder to be paid to the organization, in accordance with the City Enrichment Fund payment plan.



Hamilton

**CITY OF HAMILTON
CITY MANAGER'S OFFICE
Government Relations & Community Engagement**

TO:	Chair and Members Audit, Finance and Administration Committee
COMMITTEE DATE:	May 19, 2022
SUBJECT/REPORT NO:	Support for the National Council of Canadian Muslims brought forward by the NCCM recommendations in Motion 6.2 (CM21015(b)) (City Wide)
WARD(S) AFFECTED:	City Wide
PREPARED BY:	Sunil Angrish Project Manager, Community Inclusion & Equity (905) 546-2424 ext. 4073
SUBMITTED BY:	Morgan Stahl Director, Government Relations & Community Engagement City Manager's Office
SIGNATURE:	

RECOMMENDATIONS

- (a) That staff be directed to develop a pilot inclusion campaign to support equity-seeking community members and address issues of hate and intolerance focused on combatting racism, rooted in anti-oppression with a specific focus on Anti-Islamophobia.
- (b) That a city-wide public education campaign be developed and distributed, which includes in its development the engagement of City staff and community members already engaged in related work, including but not limited to the National Council of Canadian Muslims, Hamilton Anti-Racism Resource Centre (HARRC), the Hamilton Centre for Civic Inclusion (HCCI), Hamilton Immigration Partnership Council (HIPC), and the No Hate in the Hammer Coalition.
- (c) That one-time funding for the pilot inclusion, public education, awareness and communications campaign of \$35,000 from the Tax Stabilization Reserve #110046 be approved.

OUR Vision: To be the best place to raise a child and age successfully.

OUR Mission: To provide high quality cost conscious public services that contribute to a healthy, safe and prosperous community, in a sustainable manner.

OUR Culture: Collective Ownership, Steadfast Integrity, Courageous Change, Sensational Service, Engaged Empowered Employees.

SUBJECT: Support for the National Council of Canadian Muslims brought forward by the NCCM recommendations in Motion 6.2 (CM21015(b)) (City Wide)

Page 2 of 9

EXECUTIVE SUMMARY

Staff were directed to develop a communication plan for the Anti-Islamophobia Public Awareness Campaign with collaboration from the Muslim community and Hamilton Anti-Racism Resource Centre (HARRC), along with identifying resources available for this plan and report back to the May 2022 Audit, Finance and Administration Committee. The report includes a public awareness and communication plan recommended by staff in response to the direction from Council.

The City of Hamilton is committed to supporting its local Muslim community as one component of its broader Hate Prevention, Mitigation and Community Initiatives Action Plan.

Working in partnership with local and national organizations including HARRC, the Hamilton Chapter of the National Council of Canadian Muslims (NCCM), the Hamilton Community Legal Clinic, and seeking direct input from the Muslim community, the City will internally develop and introduce an inclusion campaign in Hamilton.

The goal of the inclusion, public education, awareness and communications campaign initiative is to generate dialogue amongst Hamilton residents in order to foster a city that is inclusive and confronts all forms of hate, racism, and discrimination.

This report recommends the implementation of a pilot focused on delivering a robust community inclusion, public education, awareness, and communications campaign that is developed internally by City staff in collaboration with community partners including paid advertisements and extensive outreach to ensure the campaign is wide-reaching.

Alternatives for Consideration – See Page 8 & 9

FINANCIAL – STAFFING – LEGAL IMPLICATIONS

Financial: The amount of the funding, totalling \$35,000, to be funded from the Tax Stabilization Reserve (#110046) be approved.

Staffing/Legal: There are no staffing or legal implications association with Report CM21015(b)).

SUBJECT: Support for the National Council of Canadian Muslims brought forward by the NCCM recommendations in Motion 6.2 (CM21015(b)) (City Wide)

Page 3 of 9

COUNCIL DIRECTION:

At its meeting on August 13, 2021, Council approved the following motion:

That the Director of Government Relations and Community Engagement be directed to work with local leaders of the National Council of Canadian Muslims (NCCM) to determine what dedicated local funding may be required to fulfil community-based Anti-Islamophobia initiatives and report back to the Audit, Finance and Administration Committee, to undertake NCCM Recommendation 56: Municipalities provide dedicated funding for local community-based Anti-Islamophobia initiatives and

That the Director of Government Relations and Community Engagement be directed to report back to the Audit, Finance and Administration Committee on local anti-Islamophobic public awareness campaigns and options respecting a potential program(s) for training young Muslim leaders for the future, to undertake NCCM Recommendation 58:

HISTORICAL BACKGROUND

Hamilton City Council was requested to respond to recommendations respecting the municipal portion of the National Council of Canadian Muslims (NCCM) National Action Summit on Islamophobia. These were brought forward by a contingent of Hamilton's Muslim leaders to Council on July 19, 2021. Muslim leaders in Hamilton requested Council's endorsement and commitment to several of the municipal recommendations in the NCCM's report.

Following the August 13, 2021 Council motion, City staff and officials engaged with the NCCM and Muslim leaders across Hamilton to discuss opportunities to address the recommendations outlined in the National Council of Canadian Muslims July 19, 2021 report as per Council's directive. To that end, City staff and officials met with the Hamilton Team Leader for NCCM throughout September and November 2021 to discuss collaborative opportunities.

Led by the Mayor, the Mayor's Office staff, and City staff the first meeting was held in order to strike the Mayor's Anti-Islamophobia Advisory Group with a wide cross section of members of the Muslim community across Hamilton on September 28, 2021. This included NCCM's Advocacy Officer and the Hamilton Team Leader. Staff are currently

OUR Vision: To be the best place to raise a child and age successfully.

OUR Mission: To provide high quality cost conscious public services that contribute to a healthy, safe and prosperous community, in a sustainable manner.

OUR Culture: Collective Ownership, Steadfast Integrity, Courageous Change, Sensational Service, Engaged Empowered Employees.

SUBJECT: Support for the National Council of Canadian Muslims brought forward by the NCCM recommendations in Motion 6.2 (CM21015(b)) (City Wide)

Page 4 of 9

working with national and local members of NCCM to ensure that subsequent meetings are fully representative of the Muslim community.

City staff also provided recommendations to the National Council regarding potential provincial and federal funding streams that may assist in supporting the delivery of this programming and potential events.

Subsequently, the Mayor's office and City staff met with NCCM staff on November 10, 2021 to discuss upcoming actions and steps with the Mayor's Anti-Islamophobia Advisory Group. Further meetings with NCCM and local leaders are being planned for 2022.

RELEVANT CONSULTATION

At the March 24, 2022 Audit, Finance and Administration committee meeting, staff were directed to develop a communication plan for the Anti-Islamophobia Public Awareness Campaign with collaboration from the Muslim community and the Hamilton Anti-Racism Resource (HARRC), along with identifying resources available for this plan and report back to the May 19, 2022 Audit, Finance and Administration Committee.

Following the Audit, Finance and Administration Committee, staff met with and consulted numerous community-based stakeholders to determine a strategy moving forward that is informed by the Muslim community, equity-seeking groups, and HARRC. From April 5, 2022 to May 4, 2022 the following meetings occurred:

Staff met internally with CityLab Hamilton to discuss potential research projects in support of an Inclusion campaign

Staff met with representatives from HARRC, HIPC, the Hamilton Community Legal Clinic, and the Office of the Mayor to discuss collaborative opportunities to combat hate and receive feedback on the strategy moving forward

Staff met with representatives from Hamilton Police Service to discuss engagement opportunities re: securing places of worship and hate crime reporting

Staff met with representatives from HIPC to discuss the previous #HamiltonForAll initiative and opportunities to reintroduce it.

Staff met with representatives from The City of Hamilton's Youth Strategy to discuss engagement opportunities with Muslim youth in Hamilton

OUR Vision: To be the best place to raise a child and age successfully.

OUR Mission: To provide high quality cost conscious public services that contribute to a healthy, safe and prosperous community, in a sustainable manner.

OUR Culture: Collective Ownership, Steadfast Integrity, Courageous Change, Sensational Service, Engaged Empowered Employees.

SUBJECT: Support for the National Council of Canadian Muslims brought forward by the NCCM recommendations in Motion 6.2 (CM21015(b)) (City Wide)

Page 5 of 9

Staff met with representatives from the National Council of Canadian Muslims and the Office of the Mayor to discuss what an Anti-Islamophobia campaign can look like and logistically how to continue to support the community.

In dialogue with community organizations and representatives, it was indicated that ensuring the appropriate consultation from the affected communities is essential, including various engagement tactics, in order to ensure their input and voices are embedded in the development and implementation of the campaign. Furthermore, the campaign should include a wide array of informational tools and marketing strategies to ensure the public's awareness of the campaign and its message.

ANALYSIS AND RATIONALE FOR RECOMMENDATION

There are two primary influences for the proposed inclusion campaign. First is the #HamiltonForAll public education initiative, which was aimed at “addressing misconceptions and stereotypes against immigrants and refugees”. It showcased stories of immigrant and refugee Hamiltonians. By using print posters and a comprehensive social media campaign, it encouraged Hamiltonians to be part of the conversation and take actions to showcase their vision for a more inclusive Hamilton.

Second is the Toronto For All initiative (www.torontoforall.ca), which is an ongoing program at The City of Toronto focused on supporting “the civic resiliency for all Toronto residents”. The initiative contends that “civic resiliency can be measured in residents’ awareness of – and engagement with – the systemic barriers that exist for people in their environment due to group membership. Implicit biases, negative attitudes, stereotypes and prejudices negatively impact our civic resiliency”. Each year a campaign is launched focusing on an equity-seeking group. For example, 2022 will be focused on Anti-Semitism, while previous campaigns included Anti-East Asian Racism, Disability Awareness & Inclusion, and Islamophobia.

Further, through Council’s Equity, Diversity and Inclusion Term of Council Priority, the City commits to creating and nurturing an environment that is welcoming and inclusive, where equity-seeking communities feel safe, supported and have an enhanced sense of belonging through strengthened community capacity, City responsiveness, and inclusive engagement opportunities.

OUR Vision: To be the best place to raise a child and age successfully.

OUR Mission: To provide high quality cost conscious public services that contribute to a healthy, safe and prosperous community, in a sustainable manner.

OUR Culture: Collective Ownership, Steadfast Integrity, Courageous Change, Sensational Service, Engaged Empowered Employees.

SUBJECT: Support for the National Council of Canadian Muslims brought forward by the NCCM recommendations in Motion 6.2 (CM21015(b)) (City Wide)

Similar to two initiatives referenced in this report, the recommended inclusion campaign model is designed to inspire a potential long-term shift in the culture of Hamilton. Part of this cultural shift includes the implementation of the City of Hamilton's Hate Prevention, Mitigation and Community Initiatives Action Plan.

Approved by Council in December 2021, the City of Hamilton's Hate Prevention, Mitigation and Community Initiatives Action Plan outlines a number of steps the City of Hamilton is undertaking to address issues of hate within the city, including Islamophobia. This includes that staff be directed to engage with local organizations that are culturally-specific and serve equity-seeking groups or groups disadvantaged by discrimination, to determine opportunities for City staff to coordinate and accelerate existing initiatives, in response to the hate prevention and mitigation recommendations. This comprises a number of items, including the City's internal human resources Equity Diversity and Inclusion (EDI) workplan, and partner organizations such as HARRC, HCCI, and the No Hate in the Hammer Coalition, in order to ensure that City policies and programming are informed by the hate prevention and mitigation recommendations presented by Sage Solutions and endorsed by Council in August 2021.

Additionally, the Hamilton Community Safety and Well-Being Plan is currently being implemented. Approved by Council in July 2021, the plan names hate incidents as one of its six local priorities. These include goals to reduce individual and organizational incidents of Islamophobia, anti-Black and anti-Indigenous racism, xenophobia, anti-Semitism, transphobia, homophobia, and other forms of discrimination.

At its meeting of August 15, 2021, Council endorsed eighteen recommendations presented in the Hamilton Hate Prevention – Final Report by Sage Solutions, Appendix "A" to Report CM19006(e), several of these recommendations directly relate to the recommendations outlined in this report (Support for the National Council of Canadian Muslims brought forward by the NCCM recommendations in Motion 6.2), the recommendations are listed, as follows:

Proactive Leadership

- Convene collaborative opportunities for productive dialogue amongst community organizations, businesses, and other local institutions, with the goal of building a welcoming city together.

OUR Vision: To be the best place to raise a child and age successfully.

OUR Mission: To provide high quality cost conscious public services that contribute to a healthy, safe and prosperous community, in a sustainable manner.

OUR Culture: Collective Ownership, Steadfast Integrity, Courageous Change, Sensational Service, Engaged Empowered Employees.

SUBJECT: Support for the National Council of Canadian Muslims brought forward by the NCCM recommendations in Motion 6.2 (CM21015(b)) (City Wide)

Page 7 of 9

Centring Communities

- Follow through with actions that support what the City has already heard.
- Deeply listen to the voices of those experiencing hate, acknowledge their experiences and provide ongoing opportunities for community feedback.
- Initiate convergent strategies to coordinate and accelerate the work that community organizations are doing to combat hate in the city.

Education and Early Intervention

- Partner with community organizations to co-create and implement an educational curriculum together with young people about racism, hate, equity, diversity, inclusion, and justice and belonging, from the perspective of people living in Hamilton.

This demonstrates the alignment between the City's current initiatives and re-iterates that the City of Hamilton is committed to supporting the local Muslim community as one component of its broader Hate Prevention, Mitigation and Community Initiatives Action Plan.

City Staff can provide the following services to contribute to the communications plan:

- Collaboration with equity-seeking communities
- Public engagement and community consultation
- Communications planning, including marketing, campaigns, projects
- Strategic advice (starting with initial ideas/discussions and ongoing recommendations)
- Issues management
- Media releases, writing/editing, speaking notes, key messages, media inquiries, etc.
- Creative design development in line with corporate brand standards
- Social media promotion across City's corporate accounts
- Media buying and paid advertising*
- Council communications
- Internal/staff communications
- Video production/development
- Website/digital communications (updates, new content, etc.)

OUR Vision: To be the best place to raise a child and age successfully.

OUR Mission: To provide high quality cost conscious public services that contribute to a healthy, safe and prosperous community, in a sustainable manner.

OUR Culture: Collective Ownership, Steadfast Integrity, Courageous Change, Sensational Service, Engaged Empowered Employees.

SUBJECT: Support for the National Council of Canadian Muslims brought forward by the NCCM recommendations in Motion 6.2 (CM21015(b)) (City Wide)

Page 8 of 9

The coordination of media buying and advertising is done in house within the Communications and Strategic Initiatives department (i.e. coordinated and booked) but the expense to place the actual ads on the respective platforms (in print, on tv or radio, digital ads, social media paid boosts, etc.) would have costs associated. Please note, Staff have used the #HamiltonForAll costs and model as a guide for pilot inclusion, public education, awareness and communications campaign.

ALTERNATIVES FOR CONSIDERATION

Alternate A :

A model similar to the former #HamiltonForAll campaign, supported by The City of Hamilton and developed with HIPC, which ran from 2017 to 2018 (the website, www.hamiltonforall.ca, remains active). This more expansive, potentially multi-year initiative would focus on Anti-Islamophobia and other equity-seeking groups:

- a. Social media promotion, including images, infographics and videos;
- b. Posters and literature posted at City facilities, including Recreation Centres and Public Libraries;
- c. A page on the City of Hamilton website providing information on Anti-Islamophobia, current statistics, copies of appropriate graphics for circulation, as well as information on how to report a hate crime or hate-related incident
- d. Additionally, a print media campaign, including but not exclusive to bus shelter and bus advertisements;

As a guide, costs associated with the 2017 – 2018 #HamiltonForAll Campaign were approximately \$66,200.00. This included significant in-kind contributions from HCCI, HIPC, Ontario Council of Agencies Serving Immigrants (OCASI), HWDSB, Mohawk College, the Hamilton Spectator, Kitestring, McMaster Womanists.

Alternate B

A model similar to the Toronto For All initiative, in which funding would be provided each year to focus on a certain equity-seeking community. This would be a further expansion of Alternative Recommendation (A) that would include the following considerations;

- a. Selection of a campaign topic that is aligned with a larger initiative at the City and/or with priorities for public education expressed by Hamilton residents or City Council;

SUBJECT: Support for the National Council of Canadian Muslims brought forward by the NCCM recommendations in Motion 6.2 (CM21015(b)) (City Wide)

Page 9 of 9

- b. Identification of a community partner with subject matter expertise, who has strong connections and credibility with Hamiltonians affected by the issues and with local advocates, and who is able to act as the public face and voice of the campaign;
- c. Identification of a City division with subject matter expertise to support the campaign;
- d. Collaboration with the community partner, a community advisory committee and a creative agency to develop the purpose, key messages and creative execution of the campaign;
- e. Development of communications and advertising content including information on a purpose-built site similar to www.torontoforall.ca;

Both alternatives for consideration would far surpass \$35,000.00 as these alternatives would have staffing implications in addition to financial requests as these types of funds do not presently exist in the government relations, community engagement or communications budget. Staff are prepared to report back on these costs should Council direct staff to explore the staffing, financial and legal implications.

ALIGNMENT TO THE 2016 – 2025 STRATEGIC PLAN

Community Engagement and Participation

Hamilton has an open, transparent and accessible approach to City government that engages with and empowers all citizens to be involved in their community

Economic Prosperity and Growth

Hamilton has a prosperous and diverse local economy where people have opportunities to grow and develop.

Healthy and Safe Communities

Hamilton is a safe and supportive City where people are active, healthy, and have a high quality of life.

Culture and Diversity

Hamilton is a thriving, vibrant place for arts, culture, and heritage where diversity and inclusivity are embraced and celebrated.

OUR Vision: To be the best place to raise a child and age successfully.

OUR Mission: To provide high quality cost conscious public services that contribute to a healthy, safe and prosperous community, in a sustainable manner.

OUR Culture: Collective Ownership, Steadfast Integrity, Courageous Change, Sensational Service, Engaged Empowered Employees.

CITY OF HAMILTON

NOTICE OF MOTION

Audit, Finance and Administration Committee: May 19, 2022

MOVED BY COUNCILLOR B. JOHNSON.....

City Enrichment Fund Budget Request

WHEREAS, the City Enrichment Fund is the overall name for the City of Hamilton's municipal investment in a wide range of program areas that supports the City's strategic plan;

WHEREAS, the fund comprises 6 Program Areas (Agriculture, Arts, Communities, Culture & Heritage, Community Services, Environment, Sports & Active Lifestyles) with funding streams and categories;

WHEREAS, the last budget increase to the City Enrichment Fund was approved in 2019, to bring total budget allocation to \$6,088,340; and,

WHEREAS, the 2022 request from applicants totalled \$9,858,419; total value of eligible requests based on 2022 applications totalled \$8,110,633; funding allocation was capped at \$6,088,340 or 75% of the total request;

THEREFORE, BE IT RESOLVED:

That an increase to the City Enrichment Fund be forwarded for consideration to the 2023 Budget submission.

CITY OF HAMILTON MOTION

Council: May 11, 2022

MOVED BY COUNCILLOR S. MERULLA.....

SECONDED BY COUNCILLOR

That the rules of order be waived to allow for the introduction of a Motion respecting Reaffirming Council's Position on the Amendments Required to the *Highway Traffic Act*, to Include Right-of-Way Legislation for Pedestrians.

CITY OF HAMILTON MOTION

Council: May 11, 2022

MOVED BY COUNCILLOR S. MERULLA.....

SECONDED BY COUNCILLOR

Reaffirming Council’s Position on the Amendments Required to the *Highway Traffic Act*, to Include Right-of-Way Legislation for Pedestrians

WHEREAS, Council on November 13, 2013 requested that the Province of Ontario amend the Highway Traffic Act, to include right-of-way legislation for pedestrians, in order to create a complete streets environment; and

WHEREAS, the City of Hamilton is currently seeing a high volume of accidents involving automobiles and pedestrians.

THEREFORE, BE IT RESOLVED:

That Council reaffirm their previous request for the Province of Ontario to amend the *Highway Traffic Act*, to include right-of-way legislation for pedestrians.