



City of Hamilton

CITY COUNCIL AGENDA

23-010

Wednesday, May 24, 2023, 9:30 A.M.

Council Chambers

Hamilton City Hall

71 Main Street West

Call to Order

1. APPROVAL OF AGENDA

(Added Items, if applicable, will be noted with *)

2. DECLARATIONS OF INTEREST

3. CEREMONIAL ACTIVITIES

4. APPROVAL OF MINUTES OF PREVIOUS MEETING

4.1 May 10, 2023

5. COMMUNICATIONS

5.1 Correspondence from the Township of Armour requesting support for their resolution raising awareness about the loopholes in current regulations regarding water aerodromes that allow proponents to build massive docks and boathouses without municipal

consultation, approval or adherence to bylaws and regulations.

Recommendation: Be received.

- 5.2 Correspondence from Robert Burke respecting vacant property tax administration.
Recommendation: Be received and referred to the General Manager of Finance and Corporate Services for appropriate action.
- 5.3 Correspondence from the County of Prince Edward requesting support for their resolution urging the province to pause proposed changes to the Provincial Planning Statement (PPS).
Recommendation: Be received.
- 5.4 Correspondence from the Town of Fort Frances requesting support for their resolution respecting the Opioid Crisis.
Recommendation: Be received.
- 5.5 Correspondence from the City of Cambridge requesting support for their resolution requesting that the Ontario Government permit municipalities to locate an Automated Speed Enforcement systems (ASE) permanently or temporarily on any roadway under the jurisdiction of municipalities and as determined by municipalities, and not be restricted to only community safety zones and school safety zones.
Recommendation: Be received.
- 5.6 Correspondence from the Municipality of Tweed requesting support for their resolution respecting Bell-Hydro Infrastructure.
Recommendation: Be received.
- 5.7 Correspondence from the Citizens of Flamborough/City of Hamilton Action Committee respecting Soil Dumping at 1771 Highway 5 West, Flamborough "Waterdown Garden Supplies".
Recommendation: Be received and referred to the General Managers of Planning and Economic Development and Public Works for appropriate action.
- 5.8 Correspondence from Peter Vander Klippe respecting Urgent Action Needed: Resist Urban Boundary Expansion and Prioritize Sustainable Urban Planning.
Recommendation: Be received and referred to the General Manager of Planning and Economic Development for appropriate action.
- 5.9 Correspondence from Adeola Egbeyemi respecting the implementation of a maximum heat bylaw.
Recommendation: Be received and referred to the consideration of Item 1 of the Public Health Committee Report 23-005.

Members of the public can contact the Clerk's Office to acquire the documents considered at this meeting, in an alternate format.

- 5.10 Correspondence from the Ministry of the Environment, Conservation and Parks respecting the Highway 6/Hanlon Expressway Midblock Interchange (GWP 3059-20-00) 2022 Annual Compliance Report (EA File No. TC-CE-02).

Recommendation: Be received.

- 5.11 Correspondence from Adam Pacey respecting prioritizing growth within our pre-2022 boundaries.

Recommendation: Be received and referred to the General Manager of Planning and Economic Development for appropriate action.

- 5.12 Correspondence from Lyn Folkes in support of the much more progressive growth strategy of our current Hamilton Council

Recommendation: Be received and referred to the General Manager of Planning and Economic Development for appropriate action.

- 5.13 Correspondence from ALPHA respecting the Resolutions for Consideration at the June 13, 2023 Annual General Meeting.

Recommendation: Be received.

- 5.14 Correspondence respecting the Proposed Encampment Protocol:

a. Available for viewing in the Clerk's Office

b. Paul Vicari

c. Michelle Hruschka

d. Ted Pudney

Recommendation: Be received and referred to the consideration of Item 1 of the General Issues Committee Report 23-017.

6. COMMITTEE REPORTS

- 6.1 Hamilton Police Services Board Selection Committee Report 23-001 - May 8, 2023

- 6.2 Selection Committee for Agencies, Boards and Sub-Committees Report 23-002, May 9, 2023

- 6.3 Public Health Committee (Special) Report 23-006 - May 15, 2023

- 6.4 Public Works Committee Report 23-007 - May 15, 2023

- 6.5 Planning Committee Report 23-008 - May 16, 2023

Members of the public can contact the Clerk's Office to acquire the documents considered at this meeting, in an alternate format.

- 6.6 General Issues Committee Report 23-017 - May 17, 2023
- 6.7 Audit, Finance and Administration Committee Report 23-008 - May 18, 2023
- 6.8 Emergency and Community Services Committee Report 23-007 - May 18, 2023
- 6.9 CityHousing Hamilton Shareholder Report 23-002 - May 23, 2023

7. MOTIONS

- 7.1 City of Hamilton Representatives at the 2023 alpha Conference and Annual General Meeting

8. NOTICES OF MOTIONS

9. STATEMENT BY MEMBERS (non-debatable)

10. COUNCIL COMMUNICATION UPDATES

- 10.1 May 5, 2023 to May 18, 2023

11. PRIVATE AND CONFIDENTIAL

- 11.1 Labour Relations Update (no copy)

Pursuant to Section 9.3, Sub-sections (b) and (d) of the City's Procedural By-law 21-021, as amended, and Section 239(2), Sub-sections (b) and (d) of the *Ontario Municipal Act*, 2001, as amended, as the subject matter pertains to personal matters about an identifiable individual, including City or local board employees and labour relations or employee negotiations.

12. BY-LAWS AND CONFIRMING BY-LAW

- 12.1 084

To Amend By-law No. 01-218, as amended, Being a By-law To Regulate On-Street Parking

Schedule 8 – No Parking

Schedule 12 – Permit

Schedule 13 – No Stopping

Ward: 1,2,12,14

- 12.2 085
To Amend City of Hamilton By-law 01-215, being a By-law to Regulate Traffic, to Add Additional Community Safety Zones in Hamilton
Schedule 34: Designated Community Safety Zones
Ward: City Wide
- 12.3 086
To Establish City of Hamilton Land described as Block 111 on Plan 62M-1073, Save and Except Parts 1 and 2 on Plan 62R-21881, as Part of Watershore Drive
Ward: City Wide
- 12.4 087
To Amend By-law R00-054, the Regional Municipality of Hamilton-Wentworth Conservation By-law (as amended by By-law 10-013, By-law 14-213, and By-law 17-094)
Ward: City Wide
- 12.5 088
To Amend By-law 14-212, To Promote the Conservation and Sustainable Use of Woodlands on Private Property within the Urban Boundary of the City of Hamilton
Ward: City Wide
- 12.6 089
To Set Optional Property Classes Within the City of Hamilton for the Year 2023
Ward: City Wide
- 12.7 090
To Establish Tax Ratios and Tax Reductions for the Year 2023
Ward: City Wide
- 12.8 091
To Set and Levy the Rates of Taxation for the Year 2023
Ward: City Wide
- 12.9 092
To Levy a Special Charge Upon the Rateable Property in the Business Improvement Areas for the Year 2023
Ward: City Wide

12.10 093

To Amend Zoning By-law No. 05-200 with Respect to Lands Located at 4 and 10 Trinity Church Road, Hamilton

Ward: 6

12.11 094

To Adopt Official Plan Amendment No. 38 to the Rural Hamilton Official Plan Respecting 127 Freelton Road, Flamborough

Ward: 13

12.12 095

To Amend Zoning By-law No. 05-200 Respecting Lands Located at 127 Freelton Road, Flamborough

ZAC-23-002

Ward: 13

12.13 097

To Confirm the Proceedings of City Council

13. ADJOURNMENT



CITY COUNCIL MINUTES 23-009

9:30 a.m.
May 10, 2023
Council Chamber
Hamilton City Hall
71 Main Street West

Present: Mayor A. Horwath, Deputy Mayor E. Pauls
Councillors J. Beattie; C. Cassar; B. Clark; M. Francis; T. Hwang; T. Jackson; C. Kroetsch; T. McMeekin; N. Nann; M. Spadafora; M. Tadeson, A. Wilson and M. Wilson

Absent: Councillor J.P. Danko - Personal

Mayor Horwath called the meeting to order and recognized that Council is meeting on the traditional territories of the Erie, Neutral, HuronWendat, Haudenosaunee and Mississaugas. This land is covered by the Dish with One Spoon Wampum Belt Covenant, which was an agreement between the Haudenosaunee and Anishinaabek to share and care for the resources around the Great Lakes. It was further acknowledged that this land is covered by the Between the Lakes Purchase, 1792, between the Crown and the Mississaugas of the Credit First Nation. The City of Hamilton is home to many Indigenous people from across Turtle Island (North America) and it was recognized that we must do more to learn about the rich history of this land so that we can better understand our roles as residents, neighbours, partners and caretakers.

APPROVAL OF THE AGENDA

The Clerk advised of the following changes to the agenda:

5. COMMUNICATIONS

5.8 Correspondence respecting the City Hall parking lot encampment notice:

(c) Joshua Weresch

Recommendation: Be received and referred to the General Managers of Planning and Economic Development and Healthy and Safe Communities.

- 5.9 Correspondence from Norma Coe, Chair, Association of Dundas Churches expressing their concerns regarding the Enbridge proposal to construct a 14 km natural gas pipeline to feed ArcelorMittal's furnaces to produce 'green' steel.

Recommendation: Be received and referred to the General Manager of Public Works for appropriate action.

6. COMMITTEE REPORTS - STAFF REPORTS

- 6.9(a) Councillor Ward Office Budget Review (CM23015/HUR23008) (City Wide)

7. MOTIONS

- 7.2 Fiber Optic Broadband 5G Service for the Rural Areas of the City of Hamilton – WITHDRAWN

8. NOTICES OF MOTION

- 8.1 James Street North Summer Art Crawl Pedestrianization Pilot (Ward 2) - REVISED
- 8.2 Council Priorities

(Spadafora/Tadeson)

That the agenda for the May 10, 2023 meeting of Council be approved, as amended.

Result: Motion CARRIED by a vote of 15 to 0, as follows:

- YES - Ward 10 Councillor Jeff Beattie
- YES - Ward 12 Councillor Craig Cassar
- YES - Ward 9 Councillor Brad Clark
- NOT PRESENT - Ward 8 Councillor John-Paul Danko
- YES - Ward 5 Councillor Matt Francis
- YES - Mayor Andrea Horwath
- YES - Ward 4 Councillor Tammy Hwang
- YES - Ward 6 Councillor Tom Jackson
- YES - Ward 2 Councillor Cameron Kroetsch
- YES - Ward 15 Councillor Ted McMeekin
- YES - Ward 3 Councillor Nrinder Nann
- YES - Deputy Mayor - Ward 7 Councillor Esther Pauls
- YES - Ward 14 Councillor Mike Spadafora
- YES - Ward 11 Councillor Mark Tadeson
- YES - Ward 13 Councillor Alex Wilson
- YES - Ward 1 Councillor Maureen Wilson

DECLARATIONS OF INTEREST

Councillor B. Clark declared a non-disqualifying interest respecting Item 4 of the Planning Committee Report 23-006, Application for Rural Hamilton Official Plan Amendment and Zoning By-law Amendment for Lands Located at 127 Freelon Road, Flamborough (PED23107) (Ward 13) (Item 10.2), as his son has a retail business interest with the principal.

APPROVAL OF MINUTES OF PREVIOUS MEETING**4. April 26, 2023 (Item 4.1)****(Pauls/Nann)**

That the Minutes of the April 26, 2023 meeting of Council be approved, as presented.

Result: Motion CARRIED by a vote of 15 to 0, as follows:

YES - Ward 10 Councillor Jeff Beattie
YES - Ward 12 Councillor Craig Cassar
YES - Ward 9 Councillor Brad Clark
NOT PRESENT - Ward 8 Councillor John-Paul Danko
YES - Ward 5 Councillor Matt Francis
YES - Mayor Andrea Horwath
YES - Ward 4 Councillor Tammy Hwang
YES - Ward 6 Councillor Tom Jackson
YES - Ward 2 Councillor Cameron Kroetsch
YES - Ward 15 Councillor Ted McMeekin
YES - Ward 3 Councillor Nrinder Nann
YES - Deputy Mayor - Ward 7 Councillor Esther Pauls
YES - Ward 14 Councillor Mike Spadafora
YES - Ward 11 Councillor Mark Tadeson
YES - Ward 13 Councillor Alex Wilson
YES - Ward 1 Councillor Maureen Wilson

COMMUNICATIONS**(Pauls/Spadafora)**

That Council Communications 5.1 to 5.9 be approved, as presented, as follows:

- 5.1 Correspondence from the Federation of Northern Ontario Municipalities requesting support for their resolution respecting Bail Reform.

Recommendation: Be received.

- 5.2 Correspondence from the Regional Municipality of Waterloo requesting support for their resolution respecting the protection of candidate and donor privacy on publicly available forms.

Recommendation: Be received.

- 5.3 Correspondence from the Municipality of Shuniah requesting support for their resolution in opposition to utility locate costs being downloaded to Ontario Municipalities by Enbridge Gas and other utilities.

Recommendation: Be received.

- 5.4 Correspondence from the Township of Puslinch requesting support for their resolution respecting a request for the Ministry of the Environment, Conservation and Parks to clean up the litter on the roadside of the 401 in accordance with the Ministry initiative "Act on Litter Ontario".

Recommendation: Be received.

- 5.5 Correspondence from the Executive Council of Ontario an Order in Council respecting the appointment of Councillor M. Francis as a part-time member of the Niagara Escarpment Commission for a term ending on December 31, 2026.

Recommendation: Be received.

- 5.6 Correspondence from Enbridge respecting the introduction of a locate charge.

Recommendation: Be received.

- 5.7 Correspondence respecting World Ocean Day, June 8th and World Ocean Week, June 1st to the 8th.

Recommendation: Be received.

- 5.8 Correspondence respecting the City Hall parking lot encampment notice:

- (a) Kara Tipler
- (b) Lois Tarbutt
- (c) Joshua Weresch

Recommendation: Be received and referred to the General Managers of Planning and Economic Development and Healthy and Safe Communities.

- 5.9 Correspondence from Norma Coe, Chair, Association of Dundas Churches expressing their concerns regarding the Enbridge proposal to construct a 14 km natural gas pipeline to fee ArcelorMittal's furnaces to produce 'green' steel.

Recommendation: Be received and referred to the General Manager of Public Works for appropriate action.

Result: Motion on the Communication Items, as presented, CARRIED by a vote of 15 to 0, as follows:

YES - Ward 10 Councillor Jeff Beattie
YES - Ward 12 Councillor Craig Cassar
YES - Ward 9 Councillor Brad Clark
NOT PRESENT - Ward 8 Councillor John-Paul Danko
YES - Ward 5 Councillor Matt Francis
YES - Mayor Andrea Horwath
YES - Ward 4 Councillor Tammy Hwang
YES - Ward 6 Councillor Tom Jackson
YES - Ward 2 Councillor Cameron Kroetsch
YES - Ward 15 Councillor Ted McMeekin

- YES - Ward 3 Councillor Nrinder Nann
- YES - Deputy Mayor - Ward 7 Councillor Esther Pauls
- YES - Ward 14 Councillor Mike Spadafora
- YES - Ward 11 Councillor Mark Tadeson
- YES - Ward 13 Councillor Alex Wilson
- YES - Ward 1 Councillor Maureen Wilson

(Pauls/Spadafora)

That Council move into Committee of the Whole for consideration of the Committee Reports.

Result: Motion CARRIED by a vote of 15 to 0, as follows:

- YES - Ward 10 Councillor Jeff Beattie
- YES - Ward 12 Councillor Craig Cassar
- YES - Ward 9 Councillor Brad Clark
- NOT PRESENT - Ward 8 Councillor John-Paul Danko
- YES - Ward 5 Councillor Matt Francis
- YES - Mayor Andrea Horwath
- YES - Ward 4 Councillor Tammy Hwang
- YES - Ward 6 Councillor Tom Jackson
- YES - Ward 2 Councillor Cameron Kroetsch
- YES - Ward 15 Councillor Ted McMeekin
- YES - Ward 3 Councillor Nrinder Nann
- YES - Deputy Mayor - Ward 7 Councillor Esther Pauls
- YES - Ward 14 Councillor Mike Spadafora
- YES - Ward 11 Councillor Mark Tadeson
- YES - Ward 13 Councillor Alex Wilson
- YES - Ward 1 Councillor Maureen Wilson

PUBLIC HEALTH COMMITTEE REPORT 23-005
--

(M. Wilson/Tadeson)

That Public Health Committee Report 23-005, being the meeting held on Monday, May 1, 2023, be received and the recommendations contained therein be approved.

Result: Motion on the Public Health Committee Report 23-005, CARRIED by a vote of 15 to 0, as follows:

- YES - Ward 10 Councillor Jeff Beattie
- YES - Ward 12 Councillor Craig Cassar
- YES - Ward 9 Councillor Brad Clark
- NOT PRESENT - Ward 8 Councillor John-Paul Danko
- YES - Ward 5 Councillor Matt Francis
- YES - Mayor Andrea Horwath
- YES - Ward 4 Councillor Tammy Hwang
- YES - Ward 6 Councillor Tom Jackson
- YES - Ward 2 Councillor Cameron Kroetsch
- YES - Ward 15 Councillor Ted McMeekin
- YES - Ward 3 Councillor Nrinder Nann

YES - Deputy Mayor - Ward 7 Councillor Esther Pauls
 YES - Ward 14 Councillor Mike Spadafora
 YES - Ward 11 Councillor Mark Tadeson
 YES - Ward 13 Councillor Alex Wilson
 YES - Ward 1 Councillor Maureen Wilson

PUBLIC WORKS COMMITTEE REPORT 23-006

(Nann/Pauls)

That Public Works Committee Report 23-006, being the meeting held on Monday, May 1, 2023, be received and the recommendations contained therein be approved.

(Tadeson/Nann)

That Item 9 of Public Works Committee Report 23-006, respecting Free Tree Giveaway Inclusion of Educational Institutions, ***Faith-Based or Non-Profit Organizations*** (City Wide) (Added Item 12.7), be ***amended***, to include faith-based or non-profit organizations as follows:

That staff be directed to adjust the current Free Tree Giveaway program to allow a representative of an educational institution, ***faith-based or non-profit organization*** within Hamilton to participate in the program by allowing one representative from the educational institution, ***faith-based or non-profit organization*** to attend an event and pick-up one to five trees with proof that they represent the institution.

Result: Motion on Item 9, as Amended of the Public Works Committee Report 23-006, CARRIED by a vote of 15 to 0, as follows:

YES - Ward 10 Councillor Jeff Beattie
 YES - Ward 12 Councillor Craig Cassar
 YES - Ward 9 Councillor Brad Clark
 NOT PRESENT - Ward 8 Councillor John-Paul Danko
 YES - Ward 5 Councillor Matt Francis
 YES - Mayor Andrea Horwath
 YES - Ward 4 Councillor Tammy Hwang
 YES - Ward 6 Councillor Tom Jackson
 YES - Ward 2 Councillor Cameron Kroetsch
 YES - Ward 15 Councillor Ted McMeekin
 YES - Ward 3 Councillor Nrinder Nann
 YES - Deputy Mayor - Ward 7 Councillor Esther Pauls
 YES - Ward 14 Councillor Mike Spadafora
 YES - Ward 11 Councillor Mark Tadeson
 YES - Ward 13 Councillor Alex Wilson
 YES - Ward 1 Councillor Maureen Wilson

Result: Motion on the balance of the Public Works Committee Report 23-006, CARRIED by a vote of 15 to 0, as follows:

YES - Ward 10 Councillor Jeff Beattie
 YES - Ward 12 Councillor Craig Cassar

YES - Ward 9 Councillor Brad Clark
NOT PRESENT - Ward 8 Councillor John-Paul Danko
YES - Ward 5 Councillor Matt Francis
YES - Mayor Andrea Horwath
YES - Ward 4 Councillor Tammy Hwang
YES - Ward 6 Councillor Tom Jackson
YES - Ward 2 Councillor Cameron Kroetsch
YES - Ward 15 Councillor Ted McMeekin
YES - Ward 3 Councillor Nrinder Nann
YES - Deputy Mayor - Ward 7 Councillor Esther Pauls
YES - Ward 14 Councillor Mike Spadafora
YES - Ward 11 Councillor Mark Tadeson
YES - Ward 13 Councillor Alex Wilson
YES - Ward 1 Councillor Maureen Wilson

PLANNING COMMITTEE REPORT 23-007

(Hwang/Francis)

That Planning Committee Report 23-007, being the meeting held on Tuesday, May 2, 2023, be received and the recommendations contained therein be approved.

Due to a declared conflict, Item 4, was voted on separately as follows:

4. Application for Rural Hamilton Official Plan Amendment and Zoning By-law Amendment for Lands Located at 127 Freelton Road, Flamborough (PED23107) (Ward 13) (Item 10.2)

- (a) That Rural Hamilton Official Plan Amendment Application RHOPA-23-002, by UrbanSolutions Planning & Land Development Consultants Inc. (agent) on behalf of Brian Didiodato (Owner), to amend the Rural Hamilton Official Plan to redesignate the subject lands from “Settlement Commercial” to “Settlement Residential” to permit the adaptive reuse of an vacant commercial building for a single detached dwelling for the lands located at 127 Freelton Road, Flamborough, as shown on Appendix “A” attached to Report PED23107, be APPROVED on the following basis:
- (i) That the draft Official Plan Amendment, attached as Appendix “B” to Report PED23107, which has been prepared in a form satisfactory to the City Solicitor, be enacted by City Council;
 - (ii) That the proposed amendment is consistent with the Provincial Policy Statement (2020) and conforms to the Greenbelt Plan (2017) and A Place to Grow: Growth Plan for the Greater Golden Horseshoe (2019, as amended);

- (b) That Zoning By-law Amendment Application ZAR-23-002, by UrbanSolutions Planning & Land Development Consultants Inc. (agent) on behalf of Brian Didiodato (Owner), for a change in zoning from Settlement Commercial (S2) Zone to Settlement Residential (S1, 847) Zone, to permit the adaptive reuse of an vacant commercial building for a single detached dwelling, for the lands known as 127 Freelton Road, Flamborough, as shown on Appendix "A" attached to Report PED23107, be APPROVED on the following basis:
- (i) That the draft By-law, attached as Appendix "C" to Report PED23107, which has been prepared in a form satisfactory to the City Solicitor, be enacted by City Council;
 - (ii) That the amending By-law be added to Schedule "C" of Zoning By-law No. 05-200;
 - (iii) That the proposed change in zoning is consistent with the Provincial Policy Statement (2020), conforms to the Greenbelt Plan (2017) and A Place to Grow: Growth Plan for the Greater Golden Horseshoe (2019, as amended), and will comply with the Rural Hamilton Official Plan upon approval of Rural Hamilton Official Plan Amendment No. XX.

Result: Motion on Item 4 of the Planning Committee Report 23-007, CARRIED by a vote of 14 to 0, as follows:

YES - Ward 10 Councillor Jeff Beattie
 YES - Ward 12 Councillor Craig Cassar
 CONFLICT - Ward 9 Councillor Brad Clark
 NOT PRESENT - Ward 8 Councillor John-Paul Danko
 YES - Ward 5 Councillor Matt Francis
 YES - Mayor Andrea Horwath
 YES - Ward 4 Councillor Tammy Hwang
 YES - Ward 6 Councillor Tom Jackson
 YES - Ward 2 Councillor Cameron Kroetsch
 YES - Ward 15 Councillor Ted McMeekin
 YES - Ward 3 Councillor Nrinder Nann
 YES - Deputy Mayor - Ward 7 Councillor Esther Pauls
 YES - Ward 14 Councillor Mike Spadafora
 YES - Ward 11 Councillor Mark Tadeson
 YES - Ward 13 Councillor Alex Wilson
 YES - Ward 1 Councillor Maureen Wilson

Result: Motion on the balance of the Planning Committee Report 23-007, CARRIED by a vote of 15 to 0, as follows:

YES - Ward 10 Councillor Jeff Beattie
 YES - Ward 12 Councillor Craig Cassar
 YES - Ward 9 Councillor Brad Clark
 NOT PRESENT - Ward 8 Councillor John-Paul Danko
 YES - Ward 5 Councillor Matt Francis
 YES - Mayor Andrea Horwath

YES - Ward 4 Councillor Tammy Hwang
 YES - Ward 6 Councillor Tom Jackson
 YES - Ward 2 Councillor Cameron Kroetsch
 YES - Ward 15 Councillor Ted McMeekin
 YES - Ward 3 Councillor Nrinder Nann
 YES - Deputy Mayor - Ward 7 Councillor Esther Pauls
 YES - Ward 14 Councillor Mike Spadafora
 YES - Ward 11 Councillor Mark Tadeson
 YES - Ward 13 Councillor Alex Wilson
 YES - Ward 1 Councillor Maureen Wilson

GENERAL ISSUES COMMITTEE REPORT 23-015

(Pauls/Spadafora)

That General Issues Committee Report 23-015, being the meeting held on Wednesday, May 3, 2023, be received and the recommendations contained therein be approved.

Upon Council's request, Council voted on Item 6 (ii) separately, as follows:

6. Efficacy of the Existing Staff COVID-19 Vaccination Policy (BOH23015) (City Wide) (Outstanding Business List Item) (Item 9.3)

- (ii)** (a) That the City of Hamilton's Mandatory COVID-19 Vaccination Verification Policy requiring proof of full vaccination in the workplace and the following provisions in the current policy be amended by:
- (i) Pausing all COVID-19 vaccine provisions provided for in the Mandatory COVID-19 Vaccine Verification Policy, including new staff, as a condition of employment with the City of Hamilton;
 - (ii) Pausing all COVID-19 vaccine provisions provided for in the Mandatory COVID-19 Vaccine Verification Policy in all divisions, including Long Term Care, Paramedic Services and the Red Hill Child Care Centre;
 - (iii) Pausing the general requirement to participate in rapid antigen testing program for all asymptomatic staff and new hires; and,
- (b) That the Executive Director, Human Resources, amend the Policy accordingly, effective May 11, 2023.

Result: Motion on Item 6 of the General Issues Committee Report 23-015, CARRIED by a vote of 12 to 3, as follows:

YES - Ward 10 Councillor Jeff Beattie
 YES - Ward 12 Councillor Craig Cassar
 YES - Ward 9 Councillor Brad Clark
 NOT PRESENT - Ward 8 Councillor John-Paul Danko
 YES - Ward 5 Councillor Matt Francis
 YES - Mayor Andrea Horwath

YES - Ward 4 Councillor Tammy Hwang
YES - Ward 6 Councillor Tom Jackson
NO - Ward 2 Councillor Cameron Kroetsch
YES - Ward 15 Councillor Ted McMeekin
YES - Ward 3 Councillor Nrinder Nann
YES - Deputy Mayor - Ward 7 Councillor Esther Pauls
YES - Ward 14 Councillor Mike Spadafora
YES - Ward 11 Councillor Mark Tadeson
NO - Ward 13 Councillor Alex Wilson
NO - Ward 1 Councillor Maureen Wilson

Result: Motion on the balance of the General Issues Committee Report 23-015, CARRIED by a vote of 15 to 0, as follows:

YES - Ward 10 Councillor Jeff Beattie
YES - Ward 12 Councillor Craig Cassar
YES - Ward 9 Councillor Brad Clark
NOT PRESENT - Ward 8 Councillor John-Paul Danko
YES - Ward 5 Councillor Matt Francis
YES - Mayor Andrea Horwath
YES - Ward 4 Councillor Tammy Hwang
YES - Ward 6 Councillor Tom Jackson
YES - Ward 2 Councillor Cameron Kroetsch
YES - Ward 15 Councillor Ted McMeekin
YES - Ward 3 Councillor Nrinder Nann
YES - Deputy Mayor - Ward 7 Councillor Esther Pauls
YES - Ward 14 Councillor Mike Spadafora
YES - Ward 11 Councillor Mark Tadeson
YES - Ward 13 Councillor Alex Wilson
YES - Ward 1 Councillor Maureen Wilson

AUDIT, FINANCE AND ADMINISTRATION COMMITTEE REPORT 23-007
--

(Kroetsch/Hwang)

That Audit, Finance and Administration Committee Report 23-007, being the meeting held on Thursday, May 4, 2023, be received and the recommendations contained therein be approved.

Result: Motion on the Audit, Finance and Administration Committee Report 23-007, CARRIED by a vote of 15 to 0, as follows:

YES - Ward 10 Councillor Jeff Beattie
YES - Ward 12 Councillor Craig Cassar
YES - Ward 9 Councillor Brad Clark
NOT PRESENT - Ward 8 Councillor John-Paul Danko
YES - Ward 5 Councillor Matt Francis
YES - Mayor Andrea Horwath
YES - Ward 4 Councillor Tammy Hwang
YES - Ward 6 Councillor Tom Jackson
YES - Ward 2 Councillor Cameron Kroetsch

- YES - Ward 15 Councillor Ted McMeekin
- YES - Ward 3 Councillor Nrinder Nann
- YES - Deputy Mayor - Ward 7 Councillor Esther Pauls
- YES - Ward 14 Councillor Mike Spadafora
- YES - Ward 11 Councillor Mark Tadeson
- YES - Ward 13 Councillor Alex Wilson
- YES - Ward 1 Councillor Maureen Wilson

EMERGENCY AND COMMUNITY SERVICES COMMITTEE REPORT 23-006

(Hwang/Francis)

That Emergency and Community Services Committee Report 23-006, being the meeting held on Thursday, May 4, 2023, be received and the recommendations contained therein be approved.

Result: Motion on the Emergency and Community Services Committee Report 23-006, CARRIED by a vote of 15 to 0, as follows:

- YES - Ward 10 Councillor Jeff Beattie
- YES - Ward 12 Councillor Craig Cassar
- YES - Ward 9 Councillor Brad Clark
- NOT PRESENT - Ward 8 Councillor John-Paul Danko
- YES - Ward 5 Councillor Matt Francis
- YES - Mayor Andrea Horwath
- YES - Ward 4 Councillor Tammy Hwang
- YES - Ward 6 Councillor Tom Jackson
- YES - Ward 2 Councillor Cameron Kroetsch
- YES - Ward 15 Councillor Ted McMeekin
- YES - Ward 3 Councillor Nrinder Nann
- YES - Deputy Mayor - Ward 7 Councillor Esther Pauls
- YES - Ward 14 Councillor Mike Spadafora
- YES - Ward 11 Councillor Mark Tadeson
- YES - Ward 13 Councillor Alex Wilson
- YES - Ward 1 Councillor Maureen Wilson

GENERAL ISSUES COMMITTEE (SPECIAL) REPORT 23-016

(Pauls/Spadafora)

That General Issues Committee (Special) Report 23-016, being the meeting held on Monday, May 3, 2023, be received.

Result: Motion on the General Issues (Special) Committee Report 23-016, CARRIED by a vote of 15 to 0, as follows:

- YES - Ward 10 Councillor Jeff Beattie
- YES - Ward 12 Councillor Craig Cassar
- YES - Ward 9 Councillor Brad Clark
- NOT PRESENT - Ward 8 Councillor John-Paul Danko
- YES - Ward 5 Councillor Matt Francis
- YES - Mayor Andrea Horwath

YES - Ward 4 Councillor Tammy Hwang
 YES - Ward 6 Councillor Tom Jackson
 YES - Ward 2 Councillor Cameron Kroetsch
 YES - Ward 15 Councillor Ted McMeekin
 YES - Ward 3 Councillor Nrinder Nann
 YES - Deputy Mayor - Ward 7 Councillor Esther Pauls
 YES - Ward 14 Councillor Mike Spadafora
 YES - Ward 11 Councillor Mark Tadeson
 YES - Ward 13 Councillor Alex Wilson
 YES - Ward 1 Councillor Maureen Wilson

(Pauls/Beattie)

That Section 5.8(2) of the City's Procedural By-law 21-021, as Amended, which provides that a minimum of 2 days shall pass before the Report of a Standing Committee, the Selection Committee, or other Committee that reports directly to Council is presented to Council to provide adequate opportunity for review, be waived in order to consider the Sole Voting Member of the Hamilton Farmers' Market Report 23-003 and Report CM23015/HUR23008 respecting Councillor Ward Office Budget Review.

Result: Motion CARRIED by a 2/3rds vote of 15 to 0, as follows:

YES - Ward 10 Councillor Jeff Beattie
 YES - Ward 12 Councillor Craig Cassar
 YES - Ward 9 Councillor Brad Clark
 NOT PRESENT - Ward 8 Councillor John-Paul Danko
 YES - Ward 5 Councillor Matt Francis
 YES - Mayor Andrea Horwath
 YES - Ward 4 Councillor Tammy Hwang
 YES - Ward 6 Councillor Tom Jackson
 YES - Ward 2 Councillor Cameron Kroetsch
 YES - Ward 15 Councillor Ted McMeekin
 YES - Ward 3 Councillor Nrinder Nann
 YES - Deputy Mayor - Ward 7 Councillor Esther Pauls
 YES - Ward 14 Councillor Mike Spadafora
 YES - Ward 11 Councillor Mark Tadeson
 YES - Ward 13 Councillor Alex Wilson
 YES - Ward 1 Councillor Maureen Wilson

SOLE VOTING MEMBER OF THE HAMILTON FARMERS MARKET REPORT 23-003**(Pauls/Kroetsch)**

That Sole Voting Member of the Hamilton Farmers Market Report 23-003, being the meeting held on Monday, May 8, 2023, be received and the recommendations contained therein be approved.

Result: Motion on the Sole Voting Member of the Hamilton Farmers Market Report 23-003, CARRIED by a vote of 15 to 0, as follows:

YES - Ward 10 Councillor Jeff Beattie
 YES - Ward 12 Councillor Craig Cassar

- YES - Ward 9 Councillor Brad Clark
- NOT PRESENT - Ward 8 Councillor John-Paul Danko
- YES - Ward 5 Councillor Matt Francis
- YES - Mayor Andrea Horwath
- YES - Ward 4 Councillor Tammy Hwang
- YES - Ward 6 Councillor Tom Jackson
- YES - Ward 2 Councillor Cameron Kroetsch
- YES - Ward 15 Councillor Ted McMeekin
- YES - Ward 3 Councillor Nrinder Nann
- YES - Deputy Mayor - Ward 7 Councillor Esther Pauls
- YES - Ward 14 Councillor Mike Spadafora
- YES - Ward 11 Councillor Mark Tadeson
- YES - Ward 13 Councillor Alex Wilson
- YES - Ward 1 Councillor Maureen Wilson

STAFF REPORTS

6.9(a) Councillor Ward Office Budget Review (CM23015/HUR23008) (City Wide)

(McMeekin/Jackson)

- (a) That the comprehensive ward office budget review in-scope and out of scope activities outlined in Report CM23015/HUR23008, be approved.
- (b) That the comprehensive review of financing and staffing levels related to Councillor Ward Office Budgets including a current state assessment, a summary of jurisdictional scan and recommendations around the Ward Office Budget methodology.
- (c) That up to \$50,000 of consulting costs to conduct the comprehensive review of Councillor Ward Office Budgets be funded firstly from the City Manager’s Office departmental operating budget surplus, secondly from the Corporate operating budget surplus, and thirdly from the Tax Stabilization Reserve #110046 should the final 2023 departmental budget surplus be insufficient.

Upon Council’s request Sub-Sections (a) and (b) was voted on separately, as follows:

- (a) That the comprehensive ward office budget review in-scope and out of scope activities outlined in Report CM23015/HUR23008, be approved.
- (b) That the comprehensive review of financing and staffing levels related to Councillor Ward Office Budgets including a current state assessment, a summary of jurisdictional scan and recommendations around the Ward Office Budget methodology.

Result: Motion on Sub-Sections (a) and (b) of Report CM23015/HUR23008, CARRIED by a vote of 15 to 0, as follows:

- YES - Ward 10 Councillor Jeff Beattie
- YES - Ward 12 Councillor Craig Cassar
- YES - Ward 9 Councillor Brad Clark

NOT PRESENT - Ward 8 Councillor John-Paul Danko
YES - Ward 5 Councillor Matt Francis
YES - Mayor Andrea Horwath
YES - Ward 4 Councillor Tammy Hwang
YES - Ward 6 Councillor Tom Jackson
YES - Ward 2 Councillor Cameron Kroetsch
YES - Ward 15 Councillor Ted McMeekin
YES - Ward 3 Councillor Nrinder Nann
YES - Deputy Mayor - Ward 7 Councillor Esther Pauls
YES - Ward 14 Councillor Mike Spadafora
YES - Ward 11 Councillor Mark Tadeson
YES - Ward 13 Councillor Alex Wilson
YES - Ward 1 Councillor Maureen Wilson

Upon Council's request Sub-Section (c) was voted on separately, as follows:

- (c) That up to \$50,000 of consulting costs to conduct the comprehensive review of Councillor Ward Office Budgets be funded firstly from the City Manager's Office departmental operating budget surplus, secondly from the Corporate operating budget surplus, and thirdly from the Tax Stabilization Reserve #110046 should the final 2023 departmental budget surplus be insufficient.

Result: Motion on Sub-Section (c) of Report CM23015/HUR23008, CARRIED by a vote of 13 to 2, as follows:

YES - Ward 10 Councillor Jeff Beattie
YES - Ward 12 Councillor Craig Cassar
YES - Ward 9 Councillor Brad Clark
NOT PRESENT - Ward 8 Councillor John-Paul Danko
YES - Ward 5 Councillor Matt Francis
YES - Mayor Andrea Horwath
YES - Ward 4 Councillor Tammy Hwang
YES - Ward 6 Councillor Tom Jackson
NO - Ward 2 Councillor Cameron Kroetsch
YES - Ward 15 Councillor Ted McMeekin
YES - Ward 3 Councillor Nrinder Nann
YES - Deputy Mayor - Ward 7 Councillor Esther Pauls
YES - Ward 14 Councillor Mike Spadafora
YES - Ward 11 Councillor Mark Tadeson
YES - Ward 13 Councillor Alex Wilson
NO - Ward 1 Councillor Maureen Wilson

(Pauls/McMeekin)

That Council rise from Committee of the Whole.

Result: Motion CARRIED by a vote of 15 to 0, as follows:

YES - Ward 10 Councillor Jeff Beattie
YES - Ward 12 Councillor Craig Cassar
YES - Ward 9 Councillor Brad Clark

NOT PRESENT - Ward 8 Councillor John-Paul Danko
 YES - Ward 5 Councillor Matt Francis
 YES - Mayor Andrea Horwath
 YES - Ward 4 Councillor Tammy Hwang
 YES - Ward 6 Councillor Tom Jackson
 YES - Ward 2 Councillor Cameron Kroetsch
 YES - Ward 15 Councillor Ted McMeekin
 YES - Ward 3 Councillor Nrinder Nann
 YES - Deputy Mayor - Ward 7 Councillor Esther Pauls
 YES - Ward 14 Councillor Mike Spadafora
 YES - Ward 11 Councillor Mark Tadeson
 YES - Ward 13 Councillor Alex Wilson
 YES - Ward 1 Councillor Maureen Wilson

MOTIONS

7.1 2023 aPHa Conference and Annual General Meeting June 12-14, 2023

(Hwang/Francis)

WHEREAS, Councillor Maureen Wilson is the Vice Chair of the Public Health Committee; and

WHEREAS, aPHa has scheduled its Conference and Annual General Meeting on June 12-14, 2023;

THEREFORE, BE IT RESOLVED:

- (a) That Councillor M. Wilson be selected as the City of Hamilton's representative at the 2023 aPHa Conference and Annual General Meeting; and,
- (b) That Council assumes all costs associated with Councillor M. Wilson's attendance at 2023 aPHa Conference and Annual General Meeting from the General Legislative Budget (300100).

Result: Motion CARRIED by a vote of 15 to 0, as follows:

YES - Ward 10 Councillor Jeff Beattie
 YES - Ward 12 Councillor Craig Cassar
 YES - Ward 9 Councillor Brad Clark
 NOT PRESENT - Ward 8 Councillor John-Paul Danko
 YES - Ward 5 Councillor Matt Francis
 YES - Mayor Andrea Horwath
 YES - Ward 4 Councillor Tammy Hwang
 YES - Ward 6 Councillor Tom Jackson
 YES - Ward 2 Councillor Cameron Kroetsch
 YES - Ward 15 Councillor Ted McMeekin
 YES - Ward 3 Councillor Nrinder Nann
 YES - Deputy Mayor - Ward 7 Councillor Esther Pauls
 YES - Ward 14 Councillor Mike Spadafora
 YES - Ward 11 Councillor Mark Tadeson

YES - Ward 13 Councillor Alex Wilson
YES - Ward 1 Councillor Maureen Wilson

7.3 Chedoke Arena - Secondary Ward Office for Ward 14

(Spadafora/Tadeson)

WHEREAS, the Ward 14 Councillor is looking to provide residents with an alternative, satellite Constituency office location for members of the public to meet with the Councillor and Ward 14 staff;

WHEREAS, the Ward 14 Councillor and staff would like to be in closer proximity to their elderly residents and those with mobility challenges; and,

WHEREAS, the Chedoke Arena location is situated on a bus route, is more accommodating for those without vehicles, as well as providing free parking for those who do have vehicles;

THEREFORE, BE IT RESOLVED:

- (a) That staff be authorized and directed to repurpose a vacant office at Chedoke Arena for use as a Satellite constituency office for Ward 14, for use during regular business hours; and,
- (b) That staff be directed to report back to the General Issues Committee with a policy and/or guideline for Secondary Ward Offices.

Upon Council's request, Sub-Section (a) was voted on separately, as follows:

- (a) That staff be authorized and directed to repurpose a vacant office at Chedoke Arena for use as a Satellite constituency office for Ward 14, for use during regular business hours; and,

Result: Motion on Sub-Section (a) CARRIED by a vote of 14 to 1, as follows:

YES - Ward 10 Councillor Jeff Beattie
YES - Ward 12 Councillor Craig Cassar
NO - Ward 9 Councillor Brad Clark
NOT PRESENT - Ward 8 Councillor John-Paul Danko
YES - Ward 5 Councillor Matt Francis
YES - Mayor Andrea Horwath
YES - Ward 4 Councillor Tammy Hwang
YES - Ward 6 Councillor Tom Jackson
YES - Ward 2 Councillor Cameron Kroetsch
YES - Ward 15 Councillor Ted McMeekin
YES - Ward 3 Councillor Nrinder Nann
YES - Deputy Mayor - Ward 7 Councillor Esther Pauls
YES - Ward 14 Councillor Mike Spadafora
YES - Ward 11 Councillor Mark Tadeson
YES - Ward 13 Councillor Alex Wilson
YES - Ward 1 Councillor Maureen Wilson

Upon Council's request, Sub-Section (b) was voted on separately, as follows:

- (b) That staff be directed to report back to the General Issues Committee with a policy and/or guideline for Secondary Ward Offices.

Result: Motion on Sub-Section (b) CARRIED by a vote of 15 to 0, as follows:

YES - Ward 10 Councillor Jeff Beattie
YES - Ward 12 Councillor Craig Cassar
YES - Ward 9 Councillor Brad Clark
NOT PRESENT - Ward 8 Councillor John-Paul Danko
YES - Ward 5 Councillor Matt Francis
YES - Mayor Andrea Horwath
YES - Ward 4 Councillor Tammy Hwang
YES - Ward 6 Councillor Tom Jackson
YES - Ward 2 Councillor Cameron Kroetsch
YES - Ward 15 Councillor Ted McMeekin
YES - Ward 3 Councillor Nrinder Nann
YES - Deputy Mayor - Ward 7 Councillor Esther Pauls
YES - Ward 14 Councillor Mike Spadafora
YES - Ward 11 Councillor Mark Tadeson
YES - Ward 13 Councillor Alex Wilson
YES - Ward 1 Councillor Maureen Wilson

7.4 James Street North Summer Art Crawl Pedestrianization Pilot (Ward 2) REVISED

(Kroetsch/Nann)

WHEREAS, the City of Hamilton has committed to the principals of Vision Zero and Complete Streets which are used to provide a safer environment for all road users with an emphasis on vulnerable road users;

WHEREAS, Art Crawl is held on James Street North the second Friday of every month which enables residents and visitors to explore James Street North including the many galleries, shops, street art, performers, vendors and craft markets; and

WHEREAS, Art Crawl is a popular grass-roots and welcoming cultural experience that attracts a lot of pedestrians to James Street North, particularly during the summer months who must navigate the event spaces strictly by the means of congested sidewalks as the roadway remains open for vehicular traffic.

THEREFORE, BE IT RESOLVED:

- (a) That the Transportation Division facilitate the closure of James Street North to vehicular traffic between Barton Street West and Cannon Street West, **with a consideration of extending the closure to Murray Street**, for Art Crawl on June 9, 2023, July 14, 2023 and August 11, 2023, between 6:00 p.m. and **11:00** p.m. as a pilot;

- (b) That the closure of James Street North on June 9, 2023, July 14, 2023 and August 11, 2023 be funded from the ***Tax Stabilization Reserve 110046*** at an upset limit not to exceed ***\$30,000***; and
- (c) ***That the General Manager of Public Works or their designate be authorized to make minor adjustments to times and locations as needed.***

Result: Motion CARRIED by a vote of 15 to 0, as follows:

YES - Ward 10 Councillor Jeff Beattie
YES - Ward 12 Councillor Craig Cassar
YES - Ward 9 Councillor Brad Clark
NOT PRESENT - Ward 8 Councillor John-Paul Danko
YES - Ward 5 Councillor Matt Francis
YES - Mayor Andrea Horwath
YES - Ward 4 Councillor Tammy Hwang
YES - Ward 6 Councillor Tom Jackson
YES - Ward 2 Councillor Cameron Kroetsch
YES - Ward 15 Councillor Ted McMeekin
YES - Ward 3 Councillor Nrinder Nann
YES - Deputy Mayor - Ward 7 Councillor Esther Pauls
YES - Ward 14 Councillor Mike Spadafora
YES - Ward 11 Councillor Mark Tadeson
YES - Ward 13 Councillor Alex Wilson
YES - Ward 1 Councillor Maureen Wilson

7.5 Council Priorities

(Horwath/Pauls)

WHEREAS, this Council made progress towards setting out clear priorities for the 2022 – 2026 term of office at its Special General Issues Committee respecting Setting Council Priorities Workshop held on May 5, 2023,

WHEREAS, the working titles for the three priorities for the 2022 – 2026 term of office are Sustainable Economic & Ecological Development, Liveable Neighbourhoods and Working of City Hall & Trust in Municipal Government

WHEREAS, Council identified multiple urgent needs in our communities under each of the three priorities,

WHEREAS, to effectively direct staff work and monitor progress towards set goals Council needs continued discussion around each of the three priorities.

THEREFORE, BE IT RESOLVED:

- (a) That staff be directed to continue to work with Anil Gupta & Partners, Inc. to facilitate additional discussions with a small working group, to be determined by the Mayor, to identify our most pressing challenges and opportunities in order to focus Council's efforts during the remainder of the 2022 - 2026 Council Term of Office;

- (b) That staff be directed to review the outcomes of the May 5th Setting Council Priorities Workshop, existing Council approved strategies and Outstanding Business Lists to identify supporting initiatives already underway and highlight potential new initiatives to support the facilitated discussions;
- (c) That the facilitated discussions build on the ***following working titles for the*** three priorities and outcomes identified at the Special General Issues Committee respecting Setting Council Priorities Workshop held on May 5, 2023:
 - (i) Sustainable Economic & Ecological Development
 - (ii) Liveable Neighbourhoods
 - (iii) Working of City Hall & Trust in Municipal Government; and
- (d) That Council, as a whole, approve the final Council Priorities for the 2022-2026 Council Term of Office, measures of success and actions to be taken by staff ahead of the 2024 budget process, as defined by the small working group, through a final Special General Issues Committee facilitated workshop.

Result: Motion CARRIED by a vote of 15 to 0, as follows:

YES - Ward 10 Councillor Jeff Beattie
 YES - Ward 12 Councillor Craig Cassar
 YES - Ward 9 Councillor Brad Clark
 NOT PRESENT - Ward 8 Councillor John-Paul Danko
 YES - Ward 5 Councillor Matt Francis
 YES - Mayor Andrea Horwath
 YES - Ward 4 Councillor Tammy Hwang
 YES - Ward 6 Councillor Tom Jackson
 YES - Ward 2 Councillor Cameron Kroetsch
 YES - Ward 15 Councillor Ted McMeekin
 YES - Ward 3 Councillor Nrinder Nann
 YES - Deputy Mayor - Ward 7 Councillor Esther Pauls
 YES - Ward 14 Councillor Mike Spadafora
 YES - Ward 11 Councillor Mark Tadeson
 YES - Ward 13 Councillor Alex Wilson
 YES - Ward 1 Councillor Maureen Wilson

Mayor Horwath assumed the chair for the remainder of the meeting.

NOTICES OF MOTION

**8.1 James Street North Summer Art Crawl Pedestrianization Pilot (Ward 2)
REVISED**

(Kroetsch/Nann)

That the Rules of Order be waived to allow for the introduction of a motion respecting James Street North Summer Art Crawl Pedestrianization Pilot (Ward 2), Revised.

Result: Motion CARRIED by a 2/3rds vote of 14 to 1, as follows:

YES - Ward 10 Councillor Jeff Beattie
YES - Ward 12 Councillor Craig Cassar
YES - Ward 9 Councillor Brad Clark
NOT PRESENT - Ward 8 Councillor John-Paul Danko
YES - Ward 5 Councillor Matt Francis
NO - Mayor Andrea Horwath
YES - Ward 4 Councillor Tammy Hwang
YES - Ward 6 Councillor Tom Jackson
YES - Ward 2 Councillor Cameron Kroetsch
YES - Ward 15 Councillor Ted McMeekin
YES - Ward 3 Councillor Nrinder Nann
YES - Deputy Mayor - Ward 7 Councillor Esther Pauls
YES - Ward 14 Councillor Mike Spadafora
YES - Ward 11 Councillor Mark Tadeson
YES - Ward 13 Councillor Alex Wilson
YES - Ward 1 Councillor Maureen Wilson

For further disposition of this matter, refer to Item 7.4.

Mayor Horwath relinquished the Chair to Deputy Mayor Pauls in order to introduce the following motion:

8.2 Council Priorities

(Horwath/Kroetsch)

That the Rules of Order be waived to allow for the introduction of a motion respecting Council Priorities.

Result: Motion CARRIED by a 2/3rds vote of 15 to 0, as follows:

YES - Ward 10 Councillor Jeff Beattie
YES - Ward 12 Councillor Craig Cassar
YES - Ward 9 Councillor Brad Clark
NOT PRESENT - Ward 8 Councillor John-Paul Danko
YES - Ward 5 Councillor Matt Francis
YES - Mayor Andrea Horwath
YES - Ward 4 Councillor Tammy Hwang
YES - Ward 6 Councillor Tom Jackson
YES - Ward 2 Councillor Cameron Kroetsch
YES - Ward 15 Councillor Ted McMeekin
YES - Ward 3 Councillor Nrinder Nann
YES - Deputy Mayor - Ward 7 Councillor Esther Pauls
YES - Ward 14 Councillor Mike Spadafora
YES - Ward 11 Councillor Mark Tadeson
YES - Ward 13 Councillor Alex Wilson
YES - Ward 1 Councillor Maureen Wilson

For further disposition of this matter, refer to Item 7.5.

STATEMENTS BY MEMBERS

Members of Council used this opportunity to discuss matters of general interest.

COUNCIL COMMUNICATION UPDATES**(Pauls/Nann)**

That the listing of Council Communication Updates from April 21, 2023 to May 4, 2023, be received.

Result: Motion on the Council Communication Updates from April 21, 2023 to May 4, 2023 CARRIED by a vote of 13 to 0, as follows:

YES - Ward 10 Councillor Jeff Beattie
YES - Ward 12 Councillor Craig Cassar
NOT PRESENT - Ward 9 Councillor Brad Clark
NOT PRESENT - Ward 8 Councillor John-Paul Danko
YES - Ward 5 Councillor Matt Francis
YES - Mayor Andrea Horwath
YES - Ward 4 Councillor Tammy Hwang
YES - Ward 6 Councillor Tom Jackson
YES - Ward 2 Councillor Cameron Kroetsch
YES - Ward 15 Councillor Ted McMeekin
YES - Ward 3 Councillor Nrinder Nann
YES - Deputy Mayor - Ward 7 Councillor Esther Pauls
NOT PRESENT - Ward 14 Councillor Mike Spadafora
YES - Ward 11 Councillor Mark Tadeson
YES - Ward 13 Councillor Alex Wilson
YES - Ward 1 Councillor Maureen Wilson

BY-LAWS AND CONFIRMING BY-LAW**(Pauls/Nann)**

That Bills No. 23-073 to No. 23-083, be passed and that the Corporate Seal be affixed thereto, and that the By-laws, be numbered, be signed by the Mayor and the City Clerk to read as follows:

- 073 To Amend By-law No. 11-080, a By-law to Prohibit Smoking within City Parks and Recreation Properties
Ward: City Wide
- 074 A By-law to Amend By-law No. 01-218, A By-law to Regulate On-Street Parking
Ward: City Wide
- 075 A By-law to Amend By-law No. 01-215, A By-law to Regulate Traffic
Ward: City Wide
- 076 To Amend By-law No. 01-215, Being a By-law to Regulate Traffic
Schedule 5 (Stop Control)
Ward: 1, 3, 4

- 077 To Amend By-law No. 01-215, Being a By-law to Regulate Traffic
Schedule 5 (Stop Control)
Ward: 3

- 078 To Amend By-law No. 01-218, as amended, Being a By-law to Regulate On-Street
Parking
Schedule 6 (Time Limit Parking Zones)
Schedule 8 (No Parking Zones)
Schedule 10 (Alternate Side Parking Zones – April-November)
Schedule 12 (Permit Parking Zones)
Ward: 2, 3, 7, 15

- 079 To Amend Zoning By-law No. 05-200, Respecting Housekeeping Amendments
Ward: City Wide
CI 23-E

- 080 To Amend Zoning By-law No. 464 (Glanbrook), Respecting Lands Located at 3140
and 3150 Binbrook Road
Ward: 11
CI 23-E

- 081 To Amend Zoning By-law No. 3692-92 with Respect to Lands Located at 355
Highland Road West and Directly to the West of 361 Highland Road West, Stoney
Creek
Ward: 9
CI 23-E

- 082 To Establish City of Hamilton Land Described as Parts 2, 8, 9, 10, 11, 12, 13, 14
and 15 on Plan 62R-5842 as Part of Kingfisher Drive
Ward: 7

- 083 To Confirm the Proceedings of City Council

Result: Motion CARRIED by a vote of 15 to 0, as follows:

- YES - Ward 10 Councillor Jeff Beattie
- YES - Ward 12 Councillor Craig Cassar
- YES - Ward 9 Councillor Brad Clark
- NOT PRESENT - Ward 8 Councillor John-Paul Danko
- YES - Ward 5 Councillor Matt Francis
- YES - Mayor Andrea Horwath
- YES - Ward 4 Councillor Tammy Hwang
- YES - Ward 6 Councillor Tom Jackson
- YES - Ward 2 Councillor Cameron Kroetsch
- YES - Ward 15 Councillor Ted McMeekin
- YES - Ward 3 Councillor Nrinder Nann
- YES - Deputy Mayor - Ward 7 Councillor Esther Pauls
- YES - Ward 14 Councillor Mike Spadafora
- YES - Ward 11 Councillor Mark Tadeson
- YES - Ward 13 Councillor Alex Wilson

YES - Ward 1 Councillor Maureen Wilson

(Francis/Tadeson)

That, there being no further business, City Council be adjourned at 12:29 p.m.

Result: Motion CARRIED by a vote of 15 to 0, as follows:

YES - Ward 10 Councillor Jeff Beattie
YES - Ward 12 Councillor Craig Cassar
YES - Ward 9 Councillor Brad Clark
NOT PRESENT - Ward 8 Councillor John-Paul Danko
YES - Ward 5 Councillor Matt Francis
YES - Mayor Andrea Horwath
YES - Ward 4 Councillor Tammy Hwang
YES - Ward 6 Councillor Tom Jackson
YES - Ward 2 Councillor Cameron Kroetsch
YES - Ward 15 Councillor Ted McMeekin
YES - Ward 3 Councillor Nrinder Nann
YES - Deputy Mayor - Ward 7 Councillor Esther Pauls
YES - Ward 14 Councillor Mike Spadafora
YES - Ward 11 Councillor Mark Tadeson
YES - Ward 13 Councillor Alex Wilson
YES - Ward 1 Councillor Maureen Wilson

Respectfully submitted,

Mayor Andrea Horwath

Andrea Holland
City Clerk



CORPORATION OF THE TOWNSHIP OF ARMOUR

RESOLUTION

Date: May 9, 2023

Motion # 132

WHEREAS some proponents of water aerodromes claim federal jurisdiction to bypass provincial and municipal authorities and build massive docks and boathouses under the guise of the Aeronautics Act;

AND WHEREAS Transport Canada does not require proponents of water aerodromes to follow the same registration and certification procedures as land aerodromes;

AND WHEREAS Transport Canada's current regulations for water aerodromes fail to state that mixed-use docks and structures are not permitted;

AND WHEREAS Transport Canada does not require a proponent to be transparent with local authorities about their intentions or submit a building permit and final construction plans;

AND WHEREAS Transport Canada does not require a proponent to provide the municipality with a copy of the water aerodrome registration or certification documents;

AND WHEREAS Registration and certification of water aerodromes are done without environmental impact assessments from provincial and municipal authorities;

AND WHEREAS Registration and certification of water aerodromes are done without safety assessments from local authorities;

AND WHEREAS Transport Canada's loopholes in the regulations lead to lengthy court battles paid by provincial and municipal jurisdictions.

NOW THEREFORE, be it resolved that the Council of the Township of Armour supports efforts to raise awareness about the loopholes in current regulations regarding water aerodromes that allow proponents to build massive docks and boathouses without municipal consultation, approval, or adherence to bylaws and regulations.

AND FURTHERMORE, The Council of the Township of Armour endorses the letter from the Three Mile Lake Community Club Inc. and calls on Transport Canada to:

- Amend current legislation regarding water aerodromes to require mandatory consultation and transparency with provincial and municipal authorities prior to construction.
- State that 'mixed-use' docks and structures will not be permitted.

AND FURTHERMORE, the Council of the Township of Armour urges all mentioned in this resolution to **support petition e-4364** to the Minister of Transport, Omar Alghabra.

Petition e-4364 - Petitions (ourcommons.ca)

AND FURTHERMORE, be it resolved that this resolution be forwarded to neighbouring municipalities, the Association of Municipalities of Ontario (AMO), the Federation of Canadian Municipalities (FCM). Federation of Northern Ontario Municipalities (FONOM), Association of Municipal Managers, Clerks and Treasurers of Ontario (AMCTO), MP Scott Aitchison, MP Marcus Powlowski (Haliburton-Kawartha Lakes-Brock, Ontario), Graydon Smith MPP.

Moved by:

- Blakelock, Rod
- Brandt, Jerry
- Haggart-Davis, Dorothy
- Ward, Rod
- Whitwell, Wendy

Seconded by:

- Blakelock, Rod
- Brandt, Jerry
- Haggart-Davis, Dorothy
- Ward, Rod
- Whitwell, Wendy

Carried / Defeated

R

Declaration of Pecuniary Interest by:

Recorded vote requested by:

Recorded Vote:

Blakelock, Rod

Brandt, Jerry

Haggart-Davis, Dorothy

Ward, Rod

Whitwell, Wendy

For

Opposed

Pilon, Janet

Subject: Vacant property tax administration

From: Robert Burke

Sent: May 10, 2023 12:05 PM

To: clerk@hamilton.ca

Subject: Vacant property tax administration

Dear City Council,

I agree with the notion that properties shouldn't be left essentially abandoned, vacant and derelict in residential neighbourhoods, it makes sense for all of reasons.

I am writing about the reporting regime for the vacant house, tax. For the sake of efficiency and cost of administration, could Council consider amending the reporting policy so that it is not annualized? So that it is dependent on initial reported use and a subsequent change in use?

I am fundamentally opposed to how this matter is being handled. How is it that nobody thinks about the value and sanctity of 'peace of mind' and privacy of someone who owns a house. A person who bought a home with after-tax income, who maintains it with after-tax income who pays property tax was after personal income tax and now they have to register it every year and worry if they have a lifestyle that doesn't fit into a cookie cutter. This notion that you can have a friend register the filing in your absence for you, if you're a snowbird for example, is not considerate of a person's privacy.

If you insist on this why is Council extending a negative response campaign to an annual interval? If this is going to be a reality, why cannot it be treated like one's address on their driver's license. If you move, you register the change. If you don't register the change and you move, well you could end up having some problems like a fine. Why cannot it be like that for the city? A citizen registers their house 'Occupied' once. If there is change in that status, then you are obligated to register it with the city. Why this Orwellian, super expensive annual interval reporting? No one thinks anymore about basic human decency and the value of autonomy. Could you spend some more time thinking about how some citizens reporting to you (Council) their comings and goings on an annual basis how a person might experience that?

Did you consider how citizens might feel about the overwhelming expense of the administration of this campaign when we have people lying in the streets? Managing taxpayer money isn't about greedy taxpayers, wanting to buy bigger cars and going on fancier vacations. It's about allocating our money in an effective way.

Could you spend some more time thinking about your reporting schedule for this tax?

Robert Burke,
Hamilton

5.3

May 10, 2023

Please be advised that during the Regular Council meeting of May 9, 2023 the following resolution regarding the proposed new Provincial Planning Statement (PPS) was carried:

RESOLUTION NO. 2023-293

DATE: **May 9, 2023**

MOVED BY: **Councillor Hirsch**

SECONDED BY: **Councillor MacNaughton**

WHEREAS the goal of increasing housing supply and reducing barriers in planning processes as set out in the recent legislative, regulatory and policy changes, including new provisions from Bill 23, More Homes Built Faster Act, 2022 is welcomed;

WHEREAS the proposed PPS (sections 2.6 and 4.3) would dramatically remove municipal power and renders aspects of the County's Official Plan, and other official plans throughout Ontario inoperative, terminating some local planning autonomy, and directly interfering with municipalities' ability to meet local variation and unique community needs;

WHEREAS the proposed PPS changes that would allow proliferation of lots with protection restricted to specialty crop areas only diminishes the purpose, uses, and integrity of rural and agricultural lands, thereby removing protection and restricting future uses of those lands;

WHEREAS the proposed PPS changes encourage sprawl and rural roadway strip development, rather than more fiscally and environmentally sustainable practices like intensification in established settlement areas; and

WHEREAS the province has announced changes will be proposed to natural heritage (section 4.1) that have yet to be published;

THEREFORE BE IT RESOLVED THAT the Council of the Corporation of the County of Prince Edward urges the province to:

- pause proposed changes to the PPS, particularly regarding natural heritage (section 4.1) and agricultural lands (sections 2.6 and 4.3)

- reinvest trust in the local planning authority of all 444 municipalities, recognizing that each Ontario municipality has unique landscapes, different housing needs and differing visions for local planning matters;

THAT our fellow municipalities be urged to voice their concerns regarding the proposed undermining of local planning authority;

AND FURTHER THAT a copy of this resolution be sent to all 444 municipalities, The Hon. Doug Ford, Premier of Ontario, The Hon. Steve Clark, Minister of Municipal Affairs and Housing; The Hon. Lisa Thompson, Ministry of Agriculture, Food and Rural Affairs, The Hon. David Piccini, Minister of Environment, Conservation and Parks, Bay of Quinte MPP, Todd Smith, the Association of Municipalities of Ontario, the Federation of Canadian Municipalities, and the Eastern Ontario Wardens Caucus.

CARRIED

Yours truly,



Catalina Blumenberg, **CLERK**

cc: Mayor Ferguson, Councillor Hirsch, Councillor MacNaughton & Marcia Wallace, CAO



Administration & Finance Division
Planning & Development Division
Phone: (807)274-5323
Fax: (807)274-8479

Operations & Facilities Division
Phone: (807)274-9893
Fax: (807)274-7360

Mailing Address for All Divisions:
320 Portage Avenue
Fort Frances, ON
P9A 3P9



Community Service Division
Phone: (807)274-4561
Fax: (807)274-3799

Email: town@fortfrances.ca
www.fortfrances.ca

May 15, 2023

5.4

RE: RESOLUTION IN RESPONSE TO THE OPIOID CRISIS

Please be advised that at the Regular Council Meeting on May 8th, 2023 the Town of Fort Frances Council considered and adopted the following Resolution:

Resolution No. 195

Moved By: Mandi Olson
Seconded By: Steven Maki

WHEREAS Fort Frances recognizes that challenges of mental health, addictions, specifically opioids, and homelessness are complex issues that have a significant and detrimental impact on the residents of Fort Frances;

WHEREAS addressing and responding to these issues has placed extreme stress on all levels of municipal and non-municipal programs and services, including various not-for-profit organizations and provincially funded health services within Fort Frances and surrounding communities;

WHEREAS mental health, opioids and homelessness trends are, in recent years, at an all-time high and such prevalence is impacting the overall wellbeing of the people of Fort Frances and the surrounding communities;

WHEREAS Fort Frances Council acknowledges that approaches to addressing and responding must include diverse and inclusive approaches to these issues, and should not be viewed as a single solution response;

WHEREAS addressing and responding will require strategies and practices specific and uniquely designed for Fort Frances and surrounding communities;

WHEREAS Fort Frances Council accepts that the responsibility to address these challenges rests with community stakeholders, partners, residents, as well as federal and provincial government and agencies;

WHEREAS challenges of mental health, addictions and homelessness are not unique to Fort Frances; Fort Frances and surrounding communities hold the greatest prevalence of opioid crisis within Ontario;

WHEREAS Fort Frances Council recognizes that municipal emergencies in Ontario are declared by the head of council as per the process detailed in the Emergency Management and Civil Protections Act; and

WHEREAS Fort Frances Council acknowledges that a declaration of emergency does not immediately result in a municipality receiving any additional funds or resources from a senior government level.

THEREFORE IT IS RESOLVED THAT Council of the Town of Fort Frances ("**Council**") conveys the following comments as submissions to the Commission:

1. THAT **Council** directs staff to send a letter to all municipalities in Ontario, surrounding First Nation communities, MPs and MPPs, requesting letters of support advocating for additional resources to combat the opioid crisis;

And FURTHER THAT these letters be forwarded to Rural Ontario Municipal Association (ROMA), Northwestern Ontario Municipal Association (NOMA) the Association of Municipalities of Ontario (AMO), and the federal and provincial government advocating the need for additional resources and support towards the current opioid crisis in Northwestern Ontario.

2. THAT **Council** recommend and support the Northwestern Health Unit establish a north or northwest regional coalition of public health, relevant community agencies, and others as appropriate, in order to amplify regional concerns and investigate potential strategies and resources."

CARRIED

Sincerely,



Gabrielle Lecuyer, AOMC
Clerk

ms/GL

The Corporation of the City of Cambridge
Corporate Services Department
Clerk's Division
The City of Cambridge
50 Dickson Street, P.O. Box 669
Cambridge ON N1R 5W8
Tel: (519) 740-4680 ext. 4585
mantond@cambridge.ca

May 10, 2023

Re: Highway Traffic Act Amendments

Dear Ms. Mulronev,

At the Council Meeting of May 9, 2023, the Council of the Corporation of the City of Cambridge passed the following Motion:

WHEREAS speeding on our roads is a major concern in our community,

AND WHEREAS speeding can occur in all areas of our community,

AND WHEREAS barriers and delays to enforcement pose a danger to our community,

AND WHEREAS our municipality has limited resources to implement speed mitigation road design and re-design,

AND WHEREAS our local police service has limited resources to undertake speed enforcement,

AND WHEREAS s.205.1 of the Highway Traffic Act (HTA) provides that Automated Speed Enforcement systems (ASE) may only be placed in designated community safety zones and school safety zones,

THEREFORE BE IT RESOLVED THAT, the City of Cambridge request that the Ontario Government amend s.205.1 of the HTA to permit municipalities to locate an ASE system permanently or temporarily on any roadway under the jurisdiction of municipalities and as determined by municipalities and not be restricted to only community safety zones and school safety zones;

AND THAT a copy of this resolution be forwarded to the Ontario Minister of Transportation, the Ontario Minister of Municipal Affairs and Housing, local area MPPs, the Association of Municipalities of Ontario (AMO) and all Ontario Municipalities.

Should you have any questions related to the approved resolution, please contact me.

Yours Truly,



Danielle Manton
City Clerk

Cc: (via email)
Steve Clark, Ontario Minister of Municipal Affairs and Housing
Local Area MPPs
Association of Municipalities of Ontario (AMO)
All Ontario Municipalities

Municipality of Tweed Council Meeting
Council Meeting



Resolution No.

328.

Title:

Proposed Resolution Re: Bell-Hydro Infrastructure

Date:

Tuesday, May 9, 2023

5.6

Moved by J. Palmateer

Seconded by J. DeMarsh

WHEREAS poles are essential for deployment of telecommunication and hydro networks across the Province of Ontario;

AND WHEREAS the coordination of pole infrastructure between stakeholders is necessary to limit duplication of servicing infrastructure;

AND WHEREAS the Canadian Radio-Television and Telecommunications Commission recently set expediated timelines for large telephone companies to provide competitors with access to poles to roll out networks more efficiently leading to more competition across Canada;

AND WHEREAS provincial and territorial government are being encouraged to coordinate with service providers and other stakeholders to facilitate sound network deployment;

NOW THEREFORE BE IT RESOLVED that the Municipality of Tweed calls on the Province of Ontario to facilitate, coordinate, and regulate pole deployment measures across the Province of Ontario to prevent unnecessary duplication of pole infrastructure;

AND FURTHER, that the Province of Ontario encourage Bell Canada and Hydro One to work together to provide access for poles to better service the infrastructure needs of Ontarians;

AND FURTHER, that this motion be circulated to the Premier of Ontario, the Association of Municipalities of Ontario (AMO), MPP Ric Bresee, all Ontario Municipalities for support, Bell Canada, Hydro One.

Carried

*Citizens of Flamborough/City of Hamilton Action Committee
c/o 1830 Highway 5 West, Troy, Ontario L0R 2B0*

April 12, 2023

Mayor Andrea Horvath
City of Hamilton
2nd Floor, 71 Main Street West
HAMILTON, Ontario
L8P 4Y5

Re: Soil Dumping at 1771 Highway 5 West, Flamborough
“Waterdown Garden Supplies”

We are a Flamborough/ City of Hamilton citizens’ group who have recently met to review the ongoing concerns relating to the above-captioned property.

You should be aware that the farm at 1771 Highway 5 West is now a wasteland of excavation material that originated from construction sites predominantly located in the GTA. The issue of toxic dumping at this site dates back to 1996. Most recently, this property was connected to alleged crime family activity, all of which was extensively reported upon by The Hamilton Spectator.

The above-noted property was under Ministry of Environment supervision for remediation and clean-up. The deadlines for restoration are now past due. According to your records, did the Ministry of the Environment enforce any or all of the infractions it levied?

It is no secret that concerned residents have demanded the City of Hamilton clean up this property. There has never been any reasonable explanation provided by the City of Hamilton as to why this contaminated dumping was allowed to continue unchecked for so long. Despite the City of Hamilton having acquired an injunction against such dumping activities by Waterdown Gardens since 2015, the dumping activities were allowed to continue well into 2019.

We respectfully request a timely meeting with you together with our elected council members and designated staff to address the status of the 2015 injunction, the status of the municipal taxes for this property, and the status of legal actions taken or initiated by the City of Hamilton against Waterdown Gardens.

Additionally, we request an opportunity to review and discuss what dialogue, if any, is currently taking place between the Ministry of the Environment and the City of Hamilton as it relates to the proposed remediation of this property, including any further legal remedies which may be pursued.

We also wish to cite the Ontario Excess Soil Regulation which came into effect in January of 2022, which was paused by the Province in May of 2022 in order to allow industry briefing by

the Province of Ontario. We note that enforcement by the Province of Ontario was reinstated in January of 2023.

As rate payers, stewards of the land and citizens directly impacted by the environmental disaster at Waterdown Gardens, we demand answers and action by our elected officials.

Yours very truly,

James Whelan

James Whelan, Chair
Citizens of Flamborough/City of Hamilton Action Committee
JW/cvl

cc as follows:

Hon. David Piccini
Ministry of Environment,
Conservation and Parks
5th Floor, 777 Bay Street
Toronto, Ontario M5B 2H7
minister.mecp@ontario.ca

Hon. Lisa Thompson
Ministry of Agriculture, Food and
Rural Affairs
77 Grenville Street
Toronto, Ontario M7A 1B3
ag.info.omafra@ontario.ca

Hon. Steve Clark
Ministry of Municipal Affairs and
Housing
17th Floor, 777 Bay Street
Toronto, Ontario M7A 2J3
minister.mah@ontario.ca

Hon. Caroline Mulroney
Ministry of Transportation
5th Floor, 777 Bay Street
Toronto, Ontario M7A 2J3
mtinfo@ontario.ca

Donna Skelly, MPP Flamborough-
Glanbrook
donna.skelly@pc.ola.org

Dan Muys, MP
Flamborough-Glanbrook
Dan.Muys@parl.gc.ca

Will Bouma, MPP Brantford-Brant
will.bouma@pc.ola.org

Office of the City Clerk
City of Hamilton
clerk@hamilton.ca

Lynda Lukasik, Director
Office of Climate Change Initiatives
City of Hamilton
lynda.lukasik@hamilton.ca

Maureen Wilson
City Councillor, Ward 1
ward1@hamilton.ca

Cameron Kroetsch
City Councillor, Ward 2
cameron.kroetsch@hamilton.ca

Nrinder Nann
City Councillor, Ward 3
ward3@hamilton.ca

Tammy Hwang
City Councillor, Ward 4
ward4@hamilton.ca

Matt Francis
City Councillor, Ward 5
matt.francis@hamilton.ca

Tom Jackson
City Councillor, Ward 6
tom.jackson@hamilton.ca

Esther Pauls
City Councillor, Ward 7
esther.pauls@hamilton.ca

John-Paul Danko
City Councillor, Ward 8
ward8@hamilton.ca

Brad Clark
City Councillor, Ward 9
brad.clark@hamilton.ca

Jeff Beattie
City Councillor, Ward 10
jeff.beattie@hamilton.ca

Mark Tadeson
City Councillor, Ward 11
mark.tadeson@hamilton.ca

Craig Cassar
City Councillor, Ward 12
craig.cassar@hamilton.ca

Alex Wilson
City Councillor, Ward 13
ward13@hamilton.ca

Mike Spadafora
City Councillor, Ward 14
mike.spadafora@hamilton.ca

Ted McMeekin
City Councillor, Ward 15
ted.mcmeekin@hamilton.ca

Pilon, Janet

Subject: Urgent Action Needed: Resist Urban Boundary Expansion & Prioritize Sustainable Urban Planning

From: Peter Vander Klippe

Sent: May 15, 2023 10:28 AM

To: clerk@hamilton.ca; Office of the Mayor <Officeofthe.Mayor@hamilton.ca>; Wilson, Maureen <Maureen.Wilson@hamilton.ca>; Kroetsch, Cameron <Cameron.Kroetsch@hamilton.ca>; Nann, Nrinder <Nrinder.Nann@hamilton.ca>; Hwang, Tammy <Tammy.Hwang@hamilton.ca>; Francis, Matt <Matt.Francis@hamilton.ca>; Jackson, Tom <Tom.Jackson@hamilton.ca>; Pauls, Esther <Esther.Pauls@hamilton.ca>; Danko, John-Paul <John-Paul.Danko@hamilton.ca>; Clark, Brad <Brad.Clark@hamilton.ca>; Beattie, Jeff <Jeff.Beattie@hamilton.ca>; Tadeson, Mark <Mark.Tadeson@hamilton.ca>; Cassar, Craig <Craig.Cassar@hamilton.ca>; Wilson, Alex <Alex.Wilson@hamilton.ca>; Spadafora, Mike <Mike.Spadafora@hamilton.ca>; McMeekin, Ted <Ted.McMeekin@hamilton.ca>

Subject: Urgent Action Needed: Resist Urban Boundary Expansion & Prioritize Sustainable Urban Planning

Dear Mayor Horwath and City Council Members,

I am writing to express my deep concern over the proposed expansion of our city's urban boundaries by the provincial government. As a concerned citizen, I believe this decision will not only undermine our climate goals but also perpetuate unsustainable sprawl, contributing to our already staggering infrastructure debt.

Here are my primary concerns:

1. **Contradiction with Climate Goals:** The proposed expansion will increase our reliance on fossil fuels and cars, directly working against our climate goals and deepening the crisis.
2. **Cost-Effectiveness & Infrastructure Debt:** Urban sprawl will only increase our infrastructure debt while providing minimal development fees and property tax revenue. It is significantly more cost-effective to intensify within our existing boundaries.
3. **Unsustainable Housing Solution:** While we are grappling with a housing crisis, sprawl is not the answer. Instead, we need to focus on densification and affordable housing solutions within our existing urban boundaries.

If stopping this expansion outright proves impossible, I implore you to implement strict development requirements to minimize the damage. Potential measures include:

- **Increased Development Fees:** Ensure new developments bear a fair share of the infrastructure costs.
- **Car Parking Maximums & Mandatory Bike Lanes:** Encourage the use of public transport and active transportation methods.
- **Banning Fossil Fuel Heating:** Promote sustainable heating alternatives for homes and buildings.
- **Direct Payments/Fees to HSR:** Facilitate public transportation to the new areas.
- **High Energy Efficiency Requirements:** Encourage passive house or net zero standards for all new buildings.
- **Minimum Density Requirements:** Discourage low-density sprawl.

- **Increased Parkland Dedication Requirements:** Enhance green spaces and limit the possibility of cash in lieu of parkland.

These measures will help curb the long-term damage of urban sprawl and ensure that any necessary expansion aligns with our sustainability and climate goals.

I urge you to take a strong stance against this proposal and use any available means to resist it. As our elected representatives, it is your responsibility to advocate for our city's best interests and protect our collective future.

Thank you for your attention to this critical matter. I look forward to seeing you prioritize sustainable development and take decisive action against the proposed urban boundary expansion.

Sincerely,

Peter Vander Klippe

To the Clerk and Members of the Council,

The City of Hamilton will implement a maximum heat bylaw.

The matter is *when*.

At Environment Hamilton, we've been delegating and advocating for municipal heat protections with a climate perspective as extreme heat events are only going to become more prevalent as climate change worsens. Our municipality is positioned to be looking at significant heat issues for three key climate reasons I'd like to highlight today.

Imagine there was a dome from Strathcona to Stoney Creek—and then horizontally from the North End and to the Lincoln Alexander Parkway. Now, imagine if the setting on the dome was this: on blisteringly hot summer days in Hamilton, this dome will be hotter. The bad news is that we don't have to imagine it. This dome exists. The first of these concerns I'm bringing up is the urban heat island effect. Urban surfaces like roadways, industry, parking lot pavement, a low tree canopy, and buildings—especially when densely concentrated—absorb and emit heat to a greater extent than natural surfaces. This effect then concentrates heat-related illness or death to a specific location, which is the second concern: environmental equity.

Taking bold action is a matter of climate justice and *who*, which groups are at risk of experiencing the most psychological decline or death from heat. Extreme heat hits racialized communities and low-income neighborhoods the hardest. Heat waves are also particularly dangerous for children, older adults, and people with chronic health conditions. Finally, Hamilton has a unique geography, including the Niagara Escarpment, that positions the city to consistently be one of the hottest cities in the country.

It's a wicked convergence of many climate problems, but there's one more thing, though, that we would like to highlight for Council members today. It's not a new concept, but it's one that deserves more attention in the realm of climate discussions. It's just one word:

Non-linearity.

If the climate warmed within a linear system, things would be proportionate, even if they would be getting proportionately worse. Every 0.1 degree of global average temperature warming, for example, would correspond to the same amount of damage increase.

Unfortunately, climate change is incredibly non-linear. This means that for every 0.1 degree of warming, the damage exponentially compounds to climate disaster. It's like stress on a faulty bridge. It goes up, up, up, but once there's a breaking point, the rate of collapse is rapid. When our climate departs from the range of conditions we expect, very bad things such as heat waves not only happen more frequently and intensely, but less predictably.

What does this mean for the Public Health recommendation on the Committee floor today? Considering not only the urban heat island effect, climate justice for the most impacted individuals and Hamilton's uniquely warm nature—but also how all three impacts are going to increase at a non-linear, bridge-breaking rate, Environment Hamilton fully supports direct and necessary steps for the City of Hamilton to act now. Work to implement a maximum heat-bylaw now and look into robust cooling measures for tenants for this summer.

Thank you for your time.

Adeola Egbeyemi

Ministry of Transportation
Design and Engineering
Branch
Project Delivery West

659 Exeter Road
London, Ontario N6E 1L3
Telephone: (548) 388-3110

Ministère des Transports
Direction de conception et d'ingénierie
Section de la livraison du projet de
l'Ouest

659, chemin Exeter
London (Ontario) N6E 1L3
Téléphone: (548) 388-3110



May 3, 2023

Kathleen O'Neill
Director, Environmental Assessment Branch
Ministry of the Environment, Conservation and Parks
135 St. Clair Avenue West, 1st Floor
Toronto ON
M4V 1P5

Via email: Kathleen.oneill@ontario.ca; enviopermissions@ontario.ca

**RE: Highway 6/Hanlon Expressway Midblock Interchange (GWP 3059-20-00)
2022 Annual Compliance Report (EA File No. TC-CE-02)**

Please find attached a copy of the 2022 Annual Compliance Report for the Highway 6 / Hanlon Expressway Midblock Interchange Project (EA File No. TC-CE-02) in accordance with the Environmental Assessment (EA) Compliance Monitoring Program that was approved in April 2019. This report is being submitted to meet our obligations as set out in Condition 11 of the EA Approval.

Should you have any questions or require clarification, please contact me at (548) 388-3110 or by email at Sarah.Jewell@ontario.ca.

Sincerely,

Sarah Jewell, P.Eng., M.Eng.
Area Manager, Highway Engineering
MTO, Design and Engineering Branch

Encl.

C: Emily Roadhouse, Head, Environmental Delivery, MTO
Solange Desautels, Supervisor, Project Coordination, Environmental Assessment Branch, MECP
Lubna I Hussain, Regional Director, MECP West Central Region
Clerks Office, County of Wellington
Clerks Office, City of Guelph
Clerks Office, City of Hamilton
Clerks Office, Township of Puslinch

Environmental Assessment Compliance Monitoring Program – 2022 Annual Compliance Report

Highway 6 / Hanlon Expressway Midblock Interchange

April 2022 – April 2023



G.W.P. 3059-20-00

DB Contract Number: 2021-3004

EA File No: TC-CE-02

May 2023

ISSUANCE APPROVAL

Prepared By	Approved By
	
Christine Green, B.A.	Peter Bamforth, P.Eng, CEng, MICE
Environmental Planner	Consultant Senior Project Manager

DISCLAIMER

© 2019. This document has been produced and distributed for members of Highway 6 Hanlon Expressway purposes only. No part of this document may be reproduced, published, converted, or stored in any data retrieval system, or transmitted in any form or by any means (electronic, mechanical, photocopying, recording or otherwise) without the prior written permission of WSP Designers.

All Confidential Information shall remain the sole property of the applicable Sponsor or the Prime Contractor and shall treat it as confidential. Confidential Information shall not be used by for any purpose other than for performing their respective duties on the Highway 6 Hanlon Expressway.

Table of Contents

1.0	Introduction	4
1.1	Historical Environmental Assessment Work	4
1.2	Current Project Location and Background	5
1.2.1	Proposed Works	7
2.0	Purpose of the Annual Compliance Reports	9
3.0	Project Progress (Highway 6 / Hanlon Expressway Midblock Interchange)	23
4.0	Monitoring Program	26
5.0	Submission and Circulation of the ACR	39

1.0 INTRODUCTION

1.1 Historical Environmental Assessment Work

In 1995, the Ontario Ministry of Transportation (MTO) initiated the Environmental Assessment (EA) and Preliminary Design for Improvements to Highway 6 Freelon Northerly 16.9 km to Guelph (W.P. 65-76-05). Following the completion of the EA, the Ministry of Natural Resources and Forestry (MNRF) (formerly known as the Ministry of Natural Resources), Environment Canada, and the Hamilton Region Conservation Authority, raised concerns with respect to potential impacts to Henslow's Sparrow habitat within the project study area. Agency concerns escalated with the change in designation of the Henslow Sparrow species from "Threatened" to "Endangered" under Ontario's Endangered Species Act (2007). To address these concerns, MTO issued an addendum to the EA in 1997.

In 2007, the Ministry of Environment, Conservation and Parks (MECP) (formerly known as the Ministry of the Environment) completed a review on the 1995 EA and 1997 addendum under the EA Act. A Notice of Approval to Proceed with the Undertaking was subsequently granted by Order in Council on January 22, 2009. A portion of the Preliminary Design along Highway 401 was amended by a Transportation Environmental Study Report (TESR) in 2012 for the Preliminary Design and Class EA for Highway 401, from West of Hespeler Road to the Wellington/Halton Boundary (G.W.P 8-00-00).

An EA for the Highways 6 and 401 Improvements from Hamilton north limits to Guelph south limits (G.W.P. 3042-14-00) was then approved and included the following scope of work:

- A new controlled access four-lane alignment of Highway 6 west of the existing highway, from Highway 6 at Maddaugh Road northerly to Highway 401;
- Improvements to the Highway 6 / Maddaugh Road intersection;
- Structures to carry CP Rail, Calfass Road, Concession Road 1 and Fielding Lane across the new Highway 6 alignment;
- A new two-lane connection road north of the community of Morriston, linking the existing and new alignments of Highway 6;
- Reconfiguration of the Highway 401 interchanges at Highway 6 / Wellington Road 46 (Brock Road), and at Highway 6 (Hanlon Expressway);
- Widening of approximately 3 km of Highway 401 to 10 lanes including High Occupancy Vehicle (HOV) lanes between the two Highway 6 interchanges;
- Replacement of the Hanlon Expressway intersection at Wellington Road 34 with a bridge (no connection to the highway);

- Closure of the Hanlon Expressway intersection at Maltby Road / Concession Road 4; A new Hanlon Expressway interchange approximately mid-way between Wellington Road 34 and Maltby Road / Concession Road 4 linking Wellington Road 34 on the west side of the Hanlon Expressway to Concession Road 7 on the east side of the Hanlon Expressway;
- Reconstruction of the section of Concession Road 7 between the new interchange and Wellington Road 34;
- Replacement of the Puslinch Concession Road 7 Bridge over Highway 401; and
- Reconfiguration and expansion of the Wellington Road 46 (Brock Road) commuter parking lot.

1.2 Current Project Location and Background

The Highways 6 and 401 Improvements from Hamilton north limits to Guelph south limits (G.W.P. 3042-14-00) are currently being undertaken by the MTO in a phased approach.

- **Phase 1** was completed in 2020 under a separate Class EA and Detail Design process by AECOM. Phase 1 included the replacement of the Concession Road 7 Bridge over Highway 401.
- **Phase 2** includes the Class EA, detail design and construction (i.e., Design-Build) of the Highway 6 / Hanlon Expressway Midblock Interchange, just north of Highway 401 (the Project, G.W.P. 3059-20-00).
- MTO is currently reviewing opportunities for the next phases of the Highways 6 & 401 Improvements Project. Once that has been confirmed, the timelines and details will be announced. The ministry is continuing all necessary field work and design in order to complete this project.

In 2022, the Design-Build contract for Phase 2 was awarded to Dufferin Construction, in which WSP Canada Inc. was acquired as the Designer. Phase 2 is located within the Township of Puslinch and Township of Guelph/Eramosa, in the County of Wellington (refer to **Figure 1** for the project limits).

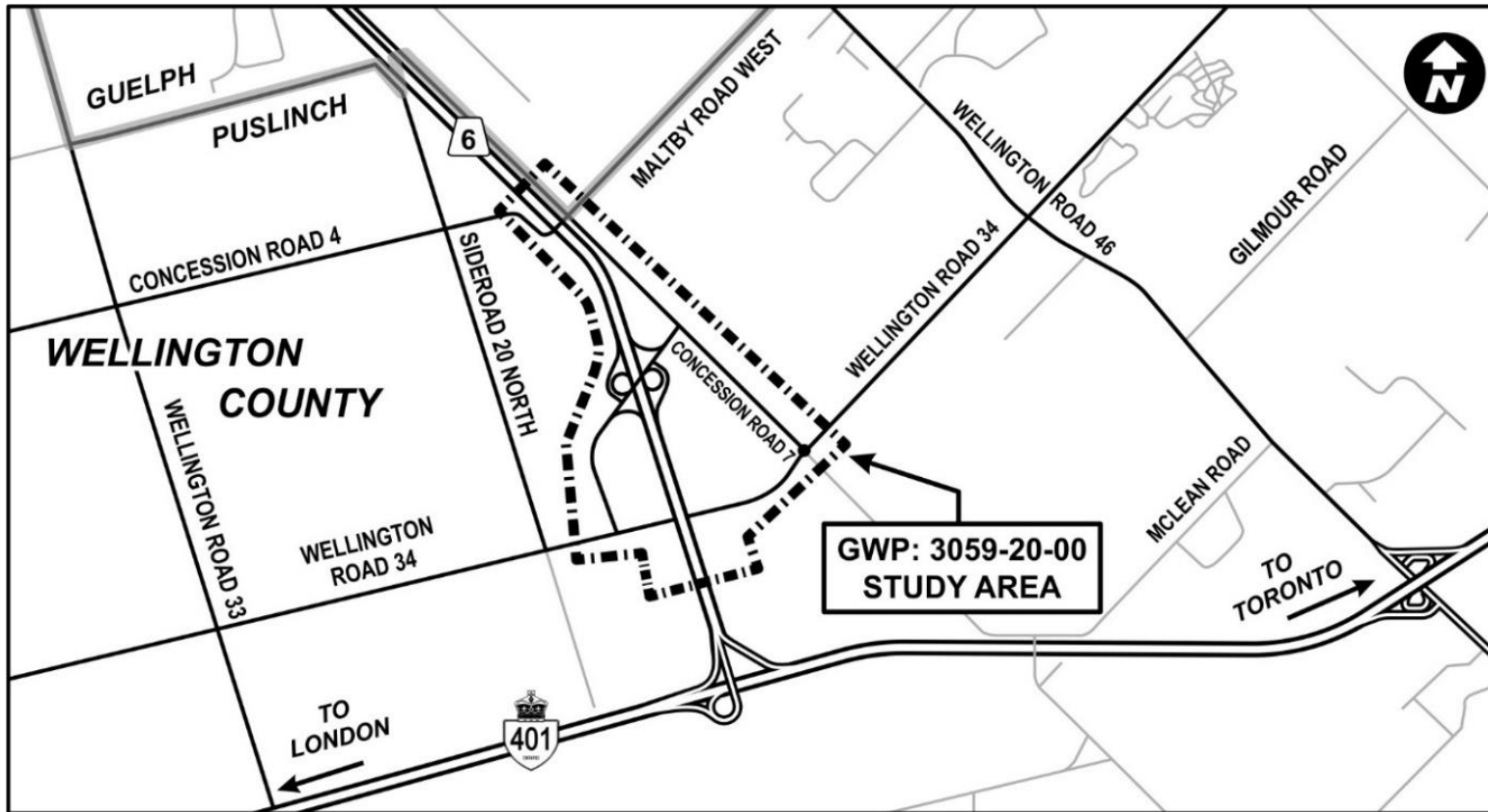


Figure 1: Study Area for the Highway 6 / Hanlon Expressway Midblock Interchange Project (G.W.P. 3059-20-00)

1.2.1 Proposed Works

The proposed works for Phase 2 have been split into two (2) separate design packages (referred to as “Early Works” and “Remaining Works”). This split was undertaken to clear and commence the construction of the Midblock Bridge and Interchange (i.e., the Early Works), prior to the commencement of work at Wellington Road 34, Concession Road 7, and Maltby Road West (i.e., the Remaining Works).

The **Early Works** scope of work includes:

- Construction of a new Midblock Interchange on Highway 6 / Hanlon Expressway, north of Wellington Road 34;
- Construction of a new road to connect the Midblock Interchange to Concession Road 7 and to Wellington Road 34; and,
- Drainage improvements, such as infiltration ponds for stormwater management.

The Early Works are documented under Design and Construction Report (DCR) #1.

The **Remaining Works** scope of work will include:

- Removal of the signalized intersection on the Highway 6 / Hanlon Expressway at Wellington Road 34 and the addition of a new bridge over the Hanlon Expressway;
- Reconstruction of Concession Road 7, between Wellington Road 34 and Maltby Road;
- Closure of the Maltby Road / Concession Road 4 intersection;
- A new roundabout at the Wellington Road 34 / Concession Road 7 intersection;
- Installation of new overhead sign structures, traffic signals and partial illumination; and,
- Emergency and maintenance vehicle turnarounds along the Hanlon Expressway (one north of Maltby Road and one south of Wellington Road 34).

The Remaining Works will be documented under DCR #2, scheduled for Spring 2023.

Figure 2 depicts the overall limits of Phase 2, as well as the delineation of the Early Works and Remaining Works.

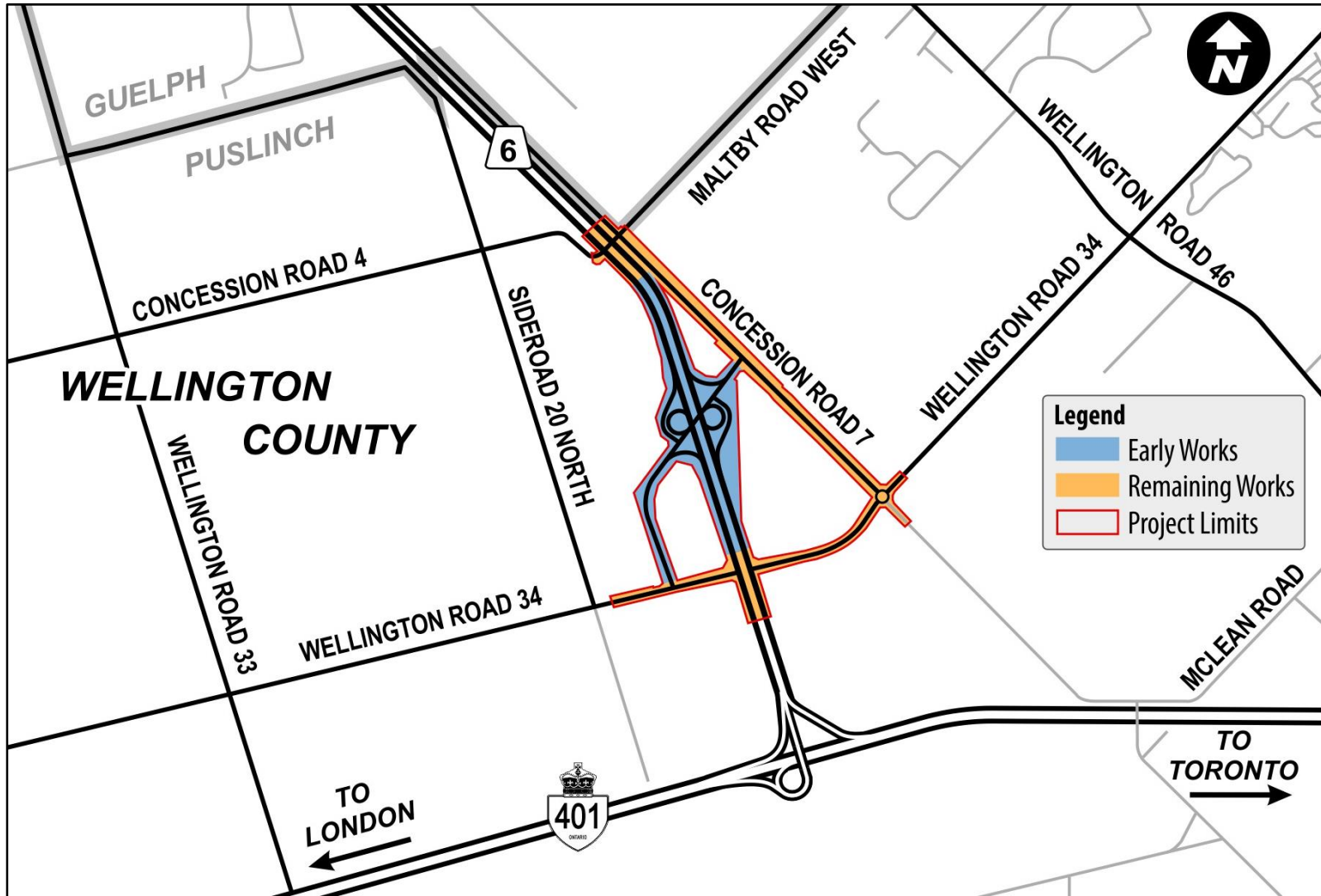


Figure 2: Limits of the Early Works and Remaining Works

2.0 PURPOSE OF THE ANNUAL COMPLIANCE REPORTS

Condition 10 of the MECP Conditions of Approval for the Highway 6 Freelon Northerly 16.9 km to Guelph EA, requires MTO to develop and implement an EA Compliance Monitoring Program (CMP) and submit it to the MECP's Director of the EA and Approvals Branch (EAAB) for review, comment, and placement on the public record. Condition 3 of the Conditions of Approval requires MTO to provide 2 copies to the Director, a copy to the MECP Director and copies to the Clerk's offices at the City of Guelph, City of Hamilton, County of Wellington and the Township of Puslinch. The CMP was submitted to the Director of the EAAB for placement on the public record in January 2019 and submitted to the MECP Regional Director and required Clerk's offices on March 31, 2019.

The purpose of the CMP is to monitor MTO's fulfillment of the provisions of the EA for the following:

- ▶ Mitigation measures;
- ▶ Public consultation;
- ▶ Additional studies and work to be carried out; and
- ▶ All other commitments made during the preparation and review of the EA.

The CMP fulfills Condition 10, as the program contains an implementation schedule, it states in the CMP that the CMP has been created to fulfill Condition 10 of the Condition of Approval and the CMP was submitted 60 days before the construction start. MTO will carry out the program, as reasonably amended by the Director of the EAAB and shall make the program documentation available to MECP, or its designate, upon request in a timely manner, as per Condition 10.2 of the Conditions of Approval.

The preparation and submission of Annual Compliance Reports (ACRs) is a core component of the delivery of the CMP to address the requirements of Condition 11, Compliance Reporting. The ACRs are produced annually following the process laid out in the approved CMP and describes the results of MTO's program.

Specifically, Condition 11, Compliance Reporting, lists the following requirements:

- 11.1: *[MTO] shall prepare an annual compliance report which describes compliance with the conditions of approval set out in this notice and which describes the results of [MTO's] program.*

- 11.2: [MTO] shall issue the first compliance report no later than one year following the commencement of the detailed design phase, and on the date that is the anniversary of this commencement thereafter, for which the compliance report shall cover the previous year to that date.
- 11.3: [MTO] shall submit the annual compliance report to the Director for placement on the public record.
- 11.4: [MTO] shall submit annual compliance reports until conditions are satisfied.
- 11.5: When all conditions have been satisfied, [MTO] shall indicate in the annual compliance report that this is its final submission.
- 11.6: [MTO] shall retain either on site or in another location approved by the Director, copies of the annual compliance reports for each reporting year and any associated documentation of compliance monitoring activities.
- 11.7: [MTO] shall make the documentation available to the [MECP] or its designate upon request in a timely manner when so requested by the [MECP] during an on-site inspection, audit, or in response to a pollution incident report or when information concerning compliance is requested by the [MECP].

This ACR covers the period of April 1, 2022, to April 1, 2023 for the Design-Build of the Highway 6 / Hanlon Expressway Midblock Interchange (G.W.P. 3059-20-00). Four ACRs have previously been prepared for the Highways 6 & 401 Improvements from Hamilton North Limits To Guelph South Limits project (G.W.P. 3042-14-00).

- The first ACR for the period of April 1, 2018 to April 1, 2019 was submitted to the MECP on May 6, 2019.
- The second ACR for the period of April 1, 2019 to April 1, 2020 was submitted to the MECP on May 1, 2020.
- The third ACR for the period of April 1, 2020 to April 1, 2021 was submitted to the MECP on May 10, 2021.
- The fourth ACR was prepared for the period of April 1, 2021 to April 1, 2022 and was submitted to the MECP on May 13, 2022.

Table 1: EA Compliance Monitoring Program, originally published in the CMP, outlines the indicators, inputs, effectiveness, and timeline of each Condition of Approval. The detail within **Table 2: Monitoring the MECP Conditions of Approval** is based on work completed since the start of detailed design. **Table 2** captures how the conditions, commitments and mitigation measures have been met by MTO and/or it's agent and will be updated accordingly, providing more detail as the project progresses.

Table 1: EA Compliance Monitoring Program

What will be Monitored	Indicators	How will Data be Collected	How will Compliance Effectiveness be Measured?	When will Activity Occur
2. General Requirements				
<p>2.1: The proponent shall comply with the provisions in the Environmental Assessment which are hereby incorporated in this approval by reference except as provided in these conditions and as provided in any other approval or permit that may be issued.</p>	<ul style="list-style-type: none"> • Conditions of approval • Highway 6 Freelon Northerly 16.9 km to Guelph (W.P. 65-76-05) EA • Conditions and Standards identified within the Environmental Reference for Highway Design (ERHD), 2013 and in relevant MTO Guidelines. 	<ul style="list-style-type: none"> • MTO will review the project at each stage of design and construction. <p>Design Phase:</p> <ul style="list-style-type: none"> • MTO will collect data and conduct studies. • MTO will consult with the public and government review agencies. 	<ul style="list-style-type: none"> • Documentation that includes individual studies completed by MTO or its agent. • Implementation of study recommendations. • Public Notices and Public Meetings. • Compliance with all permits and approval requirements. • Documentation of the application of Environmental Commitments within the Design Construction Report (DCR) 	<ul style="list-style-type: none"> • Ongoing throughout life of project.
<p>2.2: These conditions do not prevent more restrictive conditions being imposed under other statutes.</p>	<ul style="list-style-type: none"> • Class Environmental Assessment for Provincial Transportation Facilities, 1997 (Class EA) • Permits and Approval procured throughout all project phases. • Commitments and recommendations made as a result of ongoing project studies. 	<p>Construction Phase:</p> <ul style="list-style-type: none"> • MTO will review Environmental Monitoring Reports completed by MTO or its agent. 	<ul style="list-style-type: none"> • Submission of Annual Compliance Report (ACR). • Placement of ACR on the public record as noted in the Notice of Approval (NOA). 	
3. Public Record				
<p>3.1: Where a document is required for the public record, the proponent shall provide two copies of the document to the Director: a copy for filing within the specific public record file maintained for the undertaking and a copy for staff use.</p>	<ul style="list-style-type: none"> • Conditions of approval 	<ul style="list-style-type: none"> • As required by the NOA 	<ul style="list-style-type: none"> • Submission of CMP and ACR • Placement of CMP and ACR on the public record as noted in the NOA. 	<ul style="list-style-type: none"> • Ongoing throughout life of project.
<p>3.2: The proponent shall provide additional copies of the documents described in Condition 3.1 to the:</p> <p>a) Regional Director (as required); and</p> <p>b) Clerk's offices of the City of Guelph, City of Hamilton, County of Wellington, and the Township of Puslinch.</p>				
<p>3.3: The EAAB file number TC-CE-02 shall be quoted on the documents.</p>				

What will be Monitored	Indicators	How will Data be Collected	How will Compliance Effectiveness be Measured?	When will Activity Occur
3.4: These documents may also be provided through other means as considered appropriate by the proponent.				
4. Consultation During Detail Design Phase				
4.1: The proponent shall consult with Six Nations of the Grand River Territory during the detailed design phase, as outlined in its December 14, 2006 letter to Six Nation of the Grand River Territory Elected Council. The proponent shall also make reasonable efforts to develop a work plan in consultation with Six Nations of the Grand River Territory during the detailed design phase of the undertaking.	<ul style="list-style-type: none"> • Conditions of Approval • Class EA • Previous consultation with Six Nations of the Grand River 	<ul style="list-style-type: none"> • MTO will review the consultation and engagement requirements and opportunities during detailed design phase. • MTO will consult and engage with Six Nations of the Grand River throughout detailed design phase. 	<ul style="list-style-type: none"> • Compliance with the Class EA • Documentation of the application of Environmental • Commitments within the DCR • Submission of ACR • Placement of ACR on the public record as noted in the NOA. 	<ul style="list-style-type: none"> • Detailed Design Phase
4.2: The proponent shall make reasonable effort to consult with other Aboriginal communities that express an interest in participating in the detailed design phase.	<ul style="list-style-type: none"> • Conditions of Approval • Class EA • Project's Indigenous Communities consultation contact list based on input from MTO's Indigenous Liaison 	<ul style="list-style-type: none"> • MTO will consult with relevant Indigenous Communities during the detailed design process. • MTO will track all responses from indigenous communities and respond to those who require further information or would like to be involved in the detailed design phase. • MTO will consult and engage with all indigenous communities that express an interest in participating in the detailed design phase of the project. 		
<p>4.3: In additions to other interested stakeholders the proponent considers appropriate, the proponent shall ensure the following ministries/agencies are consulted during the detailed design phase:</p> <ul style="list-style-type: none"> - The MOE's West Central Regional Office; - Ministry of Natural Resources; - Ministry of Agriculture and Rural Affairs; - Ministry of Municipal Affairs and Housing; - All affected utilities, including Hydro One; - Grand River Conservation Authority; 	<ul style="list-style-type: none"> • Conditions of Approval • Class EA • Project's Stakeholder consultation contact list. 	<ul style="list-style-type: none"> • MTO will review the consultation and engagement requirements and opportunities during detailed design phase. • MTO will track all responses from stakeholders and government agencies and respond to those who require further information or would like to be involved in the detailed design phase. 		

What will be Monitored	Indicators	How will Data be Collected	How will Compliance Effectiveness be Measured?	When will Activity Occur
<ul style="list-style-type: none"> - Morriston Tract Conservation Authority; - Fisheries and Oceans Canada; - Environment Canada; and - Transport Canada. 				
5. Henslow's Sparrow				
<p>5.1: The proponent shall update and verify the Henslow's Sparrow habitat investigations documented in the Addendum issued November 1997 to confirm that the proposed highway right-of-way continues to have no potential impacts on the habitat for Henslow's Sparrow.</p>	<ul style="list-style-type: none"> • Conditions of approval • Conditions and Standards identified within the ERHD, 2013 and in relevant MTO Guidelines • Class EA 	<ul style="list-style-type: none"> • MTO will collect data and conduct studies during appropriate season, i.e., nesting and breeding bird season). 	<ul style="list-style-type: none"> • Documentation that includes individual studies completed by MTO or its agent. • Implementation of study recommendations. • Compliance with all permits and approval requirements. • Documentation of the application of Environmental Commitments within the DCR. • Submission of ACR. • Placement of ACR on the public record as noted in the NOA. 	<ul style="list-style-type: none"> • Detailed Design Phase
<p>5.2: The proponent shall update the investigations described in Condition 5.1 by conducting additional investigations within appropriate time periods (i.e., during nesting and breeding season) during the detailed design phase. If the above investigation is undertaken within one year of construction, an additional investigation would not be required immediately prior to construction.</p>		<ul style="list-style-type: none"> • MTO will review the project during design phase and before construction phase to ensure all necessary studies have been complete in compliance with condition 5.2. • MTO will collect data and conduct studies during appropriate season, i.e., nesting and breeding bird season). 		
<p>5.3: In the event that the investigations do demonstrate potential impacts, the proponent shall notify the Ministry of Natural Resources and Environment Canada and consider all direction provided by the Ministry of Natural Resources and Environment Canada.</p>		<ul style="list-style-type: none"> • MTO will collect data and conduct studies during appropriate season, i.e., nesting and breeding bird season). • Agency Consultation: MTO will consult with the MNRF and Environment Canada if potential impacts are anticipated. 		

What will be Monitored	Indicators	How will Data be Collected	How will Compliance Effectiveness be Measured?	When will Activity Occur
6. Stormwater Management				
<p><u>Preparation of Conceptual Stormwater Management Plan:</u></p> <p>6.1: During the detailed design phase of the undertaking, the proponents shall prepare a Conceptual Stormwater Management Plan.</p>	<ul style="list-style-type: none"> • Conditions of approval • Conditions and Standards identified within the ERHD, 2013 and in relevant MTO Guidelines • Class EA 	<ul style="list-style-type: none"> • MTO will collect data and conduct studies. • MTO will consult with the public and relevant stakeholders. 	<ul style="list-style-type: none"> • Documentation that includes individual studies completed by MTO or its agent. • Implementation of study recommendations. • Compliance with all permits and approval requirements. • Documentation of the application of Environmental Commitments within the DCR. • Submission of ACR. • Placement of ACR on the public record as noted in the NOA. 	<ul style="list-style-type: none"> • Detailed Design Phase
<p><u>Submission of Conceptual Stormwater Management Plan:</u></p> <p>6.2: The proponent shall submit the Conceptual Stormwater Management Plan to the Regional Director for review at least nine months prior to tendering. The proponent shall consider all comments resulting from the MOE's review.</p>	<ul style="list-style-type: none"> • Conditions of approval 	<ul style="list-style-type: none"> • As per studies outlined in Condition 6.1. • Comments received from MECP review. 	<ul style="list-style-type: none"> • Compliance with submission timeline (at least 9 months prior to tendering). • Documentation of the application of Environmental Commitments within the DCR. • Submission of ACR. • Placement of ACR on the public record as noted in the NOA. 	
<p><u>Requirements of Conceptual Stormwater Management Plan:</u></p> <p>6.3: The Conceptual Stormwater Management Plan shall, at a minimum, include the following:</p> <p>a) Achieve the treatment levels for soluble pollutants required as per Ministry of Natural Resources and MOE policy and practice, using methods advocated by the MOE and Ministry of Transportation in their respective manuals on stormwater management;</p> <p>b) An assessment of water quality controls where possible (i.e., sequenced and/or combined linear facilities) for the protection of sensitive receivers, in addition to grassed ditches for quality control purposes;</p> <p>c) An assessment of the long-term life, efficiency and effectiveness of any proposed infiltration basins;</p> <p>d) An evaluation of the depth between the bottom of the stormwater facilities and the seasonally high water table;</p>	<ul style="list-style-type: none"> • Conditions of approval • Conditions and Standards identified within the ERHD, 2013 and in relevant MTO Guidelines • Class EA 	<ul style="list-style-type: none"> • MTO will collect data and conduct studies. • MTO will consult with the public and relevant stakeholders. 	<ul style="list-style-type: none"> • Compliance with submission timeline (submitting details of general assessment of the need for an overflow weir/channel for SWM facilities to EAAB technical staff for their review prior to submitting the conceptual SWM Plan). • Documentation that includes individual studies completed by MTO or its agent. • Implementation of study recommendations. • Documentation of the application of Environmental Commitments within the DCR. • Submission of ACR. • Placement of ACR on the public record as noted in the NOA. 	

What will be Monitored	Indicators	How will Data be Collected	How will Compliance Effectiveness be Measured?	When will Activity Occur
<p>e) A general assessment of the need for an overflow weir/channel for the stormwater management facilities. The proponent shall submit the details of this assessment to EAAB technical staff for their review prior to submitting the Conceptual Stormwater Management Plan;</p> <p>f) An assessment of the feasibility of wetland vegetative plantings within the roadside ditches/ponds</p> <p>g) A maintenance program for the stormwater management facilities;</p> <p>h) An assessment of the potential measures to respond to accidental/spill releases; and,</p> <p>i) An erosion and sedimentation control plan to protect sensitive receivers during construction.</p>				
<p>6.4: In preparing the Conceptual Stormwater Management Plan the proponents shall consider the policies in section 4.2.3 of the Greenbelt Plan (2005), where applicable, to avoid, minimize and/or mitigate stormwater volume, contaminant loads and impacts to receiving water courses in order to:</p> <ul style="list-style-type: none"> - Maintain groundwater quality and flow and stream baseflow; - Protect water quality; - Minimize the disruption of pre-existing natural drainage patterns wherever possible; - Prevent increases in stream channel erosion; - Prevent any increase in flood risk; and, - Protect aquatic species and their habitat. 	<ul style="list-style-type: none"> • Conditions of approval • Conditions and Standards identified within the ERHD, 2013 and in relevant MTO Guidelines • Class EA • Greenbelt Plan (2017) 	<ul style="list-style-type: none"> • MTO will collect data and conduct studies. • MTO will consult with the public and relevant stakeholders. 	<ul style="list-style-type: none"> • Compliance with Greenbelt Plan (2017). • Documentation that includes individual studies completed by MTO or its agent. • Implementation of study recommendations. • Documentation of the application of Environmental Commitments within the DCR. • Submission of ACR. • Placement of ACR on the public record as noted in the NOA. 	

What will be Monitored	Indicators	How will Data be Collected	How will Compliance Effectiveness be Measured?	When will Activity Occur
7. Major Hydrogeological Features				
<p><u>Preparation of Hydrogeological Studies:</u></p> <p>7.1: During the detailed design phase of the undertaking, the proponents shall conduct additional hydrogeological studies.</p>	<ul style="list-style-type: none"> • Conditions of approval • Conditions and Standards identified within the ERHD, 2013 and in relevant MTO Guidelines • Class EA 	<ul style="list-style-type: none"> • MTO will collect data and conduct studies. 	<ul style="list-style-type: none"> • Documentation that includes individual studies completed by MTO or its agent. • Implementation of study recommendations. • Documentation of the application of Environmental Commitments within the DCR. • Submission of ACR. • Placement of ACR on the public record as noted in the NOA. 	<ul style="list-style-type: none"> • Detailed Design Phase
<p><u>Submission of Hydrogeological Studies:</u></p> <p>7.2: The proponent shall submit the hydrogeological studies described in Condition 7.3 to the Regional Director for review at least 150 days prior to tendering. The proponent shall consider all comments resulting from the MOE's review.</p>	<ul style="list-style-type: none"> • Conditions of approval 	<ul style="list-style-type: none"> • As per studies outlined in Condition 7.1. • Comments received from MECP review. 	<ul style="list-style-type: none"> • Compliance with submission timeline (150 days prior to tendering). • Documentation of the application of Environmental Commitments within the DCR. • Submission of ACR. • Placement of ACR on the public record as noted in the NOA. 	
<p><u>Hydrogeological Studies Required:</u></p> <p>7.3: The proponent shall, at a minimum, prepare the following hydrogeological studies:</p> <p>a) One hydrogeological cross-section along the entire length of the recommended route, and shorter cross-sections placed perpendicular to the recommended route at sensitive areas (e.g., recharge/discharge zones). The cross-sections should show depth to bedrock, stratification within the overburden, water table and/or potentiometric surface, and referenced wells;</p> <p>b) On the basis of a pre-construction well owner field survey, a map identifying the location of the wells within 300 metres (m) of the highway right of way will be prepared. Based on the owner survey and a review of the MOE Water Well Record database information wells should be categorized as overburden or bedrock wells, and the owners and status of the wells should be identified;</p> <p>c) After having completed the studies described in Conditions 7.3 (a) and</p>	<ul style="list-style-type: none"> • Conditions of approval • Conditions and Standards identified within the ERHD, 2013 and in relevant MTO Guidelines • Class EA 	<ul style="list-style-type: none"> • MTO will collect data and conduct studies. 	<ul style="list-style-type: none"> • Documentation that includes individual studies completed by MTO or its agent. • Compliance with required timelines, sequence of studies and study requirements outlined in Condition 7.3. • Implementation of study recommendations. • Documentation of the application of Environmental Commitments within the DCR. • Submission of ACR. • Placement of ACR on the public record as noted in the NOA. 	

What will be Monitored	Indicators	How will Data be Collected	How will Compliance Effectiveness be Measured?	When will Activity Occur
<p>(b), the proponent shall assess the potential impact of road salt and other contaminants on the identified wells and identify possible mitigation measures that could be implemented in the event that those impacts occur;</p> <p>d) A pre-construction survey of all potable water wells with 300 m of the highway right of way, to serve as a baseline for comparison to future monitoring data;</p> <p>e) An assessment of seasonal variation of water level. Boreholes should be drilled at proposed stormwater management facilities to determine the site-specific stratigraphy to the bedrock. Alternative best management practices should be considered if a direct hydraulic connection to bedrock aquifer is identified upon drilling;</p> <p>f) An explanation of the expected temporary and long-term implications of deep road cuts defined in this project as from 75 m north of Crieff Road northerly for 350 m and from 350 m south of Calfass Road, northerly</p> <p>g) A map identifying the location of the deep road cuts described in Condition 7.3(f); kilometre, to 250 m north of the Connection Road at Morriston on surface water and groundwater interaction;</p> <p>h) An identification of mitigation options for the impacts of the deep road cuts described in Condition 7.3(f);</p> <p>i) An assessment of the dewatering impacts of the preferred alternative;</p> <p>j) Achieve the treatment levels for soluble pollutants required as per current Ministry of Natural Resources and MOE policy and practice, using methods advocated by the MOE and Ministry of Transportation in their respective manuals on hydrogeology;</p> <p>k) An assessment of the potential groundwater impacts on lands having existing development rights, and which are located adjacent to the highway project.</p>				

What will be Monitored	Indicators	How will Data be Collected	How will Compliance Effectiveness be Measured?	When will Activity Occur
<p><u>Water Quality Monitoring Program:</u></p> <p>7.4: The proponent shall conduct a Water Quality Monitoring Program using wells established in or immediately adjacent to the highway construction zone. The Water Quality Monitoring Program shall use as baseline data the data obtained pursuant to Condition 7.3(d).</p>	<ul style="list-style-type: none"> • Conditions of approval • Conditions and Standards identified within the ERHD, 2013 and in relevant MTO Guidelines • Class EA • Baseline data obtained through earlier studies 	<ul style="list-style-type: none"> • MTO will collect data and conduct studies. • MTO will consult with affected property owners. 	<ul style="list-style-type: none"> • Completion of a Water Quality Monitoring Program. • Documentation of the application of Environmental Commitments within the DCR. • Submission of ACR. • Placement of ACR on the public record as noted in the NOA. 	
<p><u>Provision of Missing Pages in the EA:</u></p> <p>7.5: The proponent shall provide Figures 5.2 and 5.3 in Appendix M of the EA to the West Central Regional Office along with the submission of the hydrogeological studies described in Condition 7.2.</p>	<ul style="list-style-type: none"> • Conditions of approval • Highway 6 Freelon Northerly 16.9 km to Guelph (W.P. 65-76-05) EA 	<ul style="list-style-type: none"> • Figures will be obtained from Highway 6 Freelon Northerly 16.9 km to Guelph (W.P. 65-76-05) EA. 	<ul style="list-style-type: none"> • Compliance with submission timeline (submit at the same time as the hydrogeological studies described in Condition 7.2). • Documentation of the application of Environmental Commitments within the DCR. • Submission of ACR. • Placement of ACR on the public record as noted in the NOA. 	
8. Noise Assessment				
<p><u>Preparation of Noise Assessment:</u></p> <p>8.1: During the detailed design phase of the undertaking, the proponent shall reassess the noise impacts and the potential for mitigation at all noise sensitive locations along the recommended route which may be subject to increases in noise levels of greater than 5 decibels. The new report will follow the study methods and policy described in the new Environmental Guide for Noise, Ministry of Transportation, October 2006.</p>	<ul style="list-style-type: none"> • Conditions of approval • Conditions and Standards identified within the ERHD, 2013 and in relevant MTO Guidelines • Class EA 	<ul style="list-style-type: none"> • MTO will collect data and conduct studies. • MTO will consult with the public and relevant stakeholders. 	<ul style="list-style-type: none"> • Documentation that includes individual studies completed by MTO or its agent. • Implementation of study recommendations. • Submission of ACR. • Placement of ACR on the public record as noted in the NOA. 	<ul style="list-style-type: none"> • Detailed Design Phase
<p><u>Submission of Noise Assessment</u></p> <p>8.2: The proponent shall submit a report containing the results of the Noise Assessment to the Director for review and shall consider all comments resulting from the Director's review. The report shall be submitted at least 90 days prior to construction.</p>	<ul style="list-style-type: none"> • Conditions of approval 	<ul style="list-style-type: none"> • As per studies outlined in Condition 5.1. • Comments received from MECP review. 	<ul style="list-style-type: none"> • Compliance with submission timeline (90 days prior to construction). • Documentation of the application of Environmental Commitments within the DCR. • Submission of ACR. • Placement of ACR on the public record as noted in the NOA. 	

What will be Monitored	Indicators	How will Data be Collected	How will Compliance Effectiveness be Measured?	When will Activity Occur
9. Conservation Halton				
9.1: The proponent shall ensure that the limits of Conservation Halton's fill regulated areas are identified on all relevant design drawings.	<ul style="list-style-type: none"> Conditions of approval 	<ul style="list-style-type: none"> MTO will consult with Conservation Halton. 	<ul style="list-style-type: none"> Documentation of the application of Environmental Commitments within the DCR. Submission of Annual Compliance Report (ACR). Placement of ACR on the public record as noted in the Notice of Approval (NOA). 	<ul style="list-style-type: none"> Detailed Design Phase
9.2: During the detailed design phase of the undertaking, the proponent shall provide any additional details regarding runoff calculations and supporting documentation to Conservation Halton for review.			<ul style="list-style-type: none"> Conservation Halton will be provided additional details regarding runoff calculations and supporting documentation. Documentation of the application of Environmental Commitments within the DCR. Submission of Annual Compliance Report (ACR). Placement of ACR on the public record as noted in the Notice of Approval (NOA). 	
10. Compliance Monitoring Program				
<u>Purpose of Program:</u> 10.1: The proponent shall prepare an EA compliance monitoring program. The program shall be prepared for the monitoring of the proponent's fulfillment of the provisions of the EA for mitigation measures, public consultation, and additional studies and work to be carried out, and of all other commitments made during the preparation of the EA and the subsequent review of the EA for mitigation measures, public consultation, and additional studies and work to be carried out.	<ul style="list-style-type: none"> Conditions of approval Highway 6 Freerton Northerly 16.9 km to Guelph (W.P. 65-76-05) EA Permits and Approval procured throughout all project phases. Commitments and recommendations made as a result of ongoing project studies. 	<ul style="list-style-type: none"> Review of the EA and conditions of approval. 	<ul style="list-style-type: none"> Documentation that includes individual studies completed by MTO or its agent. Implementation of study recommendations. Public Notices and Public Meetings. Compliance with all permits and approval requirements. Submission of ACR. Placement of ACR on the public record as noted in the NOA. 	<ul style="list-style-type: none"> Detailed Design Phase
<u>Submission of Program:</u> 10.2: The proponents shall submit the program to the Director for placement on the public record at least 60 days before the commencement of construction.	<ul style="list-style-type: none"> Conditions of approval 	<ul style="list-style-type: none"> As outlined in Conditions 10.1. 	<ul style="list-style-type: none"> Compliance with submission timeline (60 days prior to commencement of construction). Submission of ACR and CMP. Placement of ACR on the public record as noted in the NOA. 	
<u>Requirements of Program:</u> 10.3: The program must contain an implementation schedule.	<ul style="list-style-type: none"> Conditions of approval 	<ul style="list-style-type: none"> Provided in the CMP. 	<ul style="list-style-type: none"> Submission of ACR and CMP. 	<ul style="list-style-type: none"> Ongoing throughout life of project.

What will be Monitored	Indicators	How will Data be Collected	How will Compliance Effectiveness be Measured?	When will Activity Occur
10.4: A statement must accompany the program when submitted to the Director, indicating that the program is intended to fulfil this condition.			<ul style="list-style-type: none"> Placement of ACR on the public record as noted in the NOA. 	
10.5: The proponent shall carry out the program, as reasonably amended by the Director.	<ul style="list-style-type: none"> Conditions of approval Director's amendment to CMP 	<ul style="list-style-type: none"> Amendments will be implemented as a result of Director's review of CMP. 		
10.6: The proponent shall make the program documentation available to the MOE or its designate upon request in a timely manner when so requested by the MOE during an on-site inspection, audit, or response to a pollution incident report or when information concerning compliance is requested by the MOE.	<ul style="list-style-type: none"> Conditions of approval 	<ul style="list-style-type: none"> As outlined in Conditions 10.1. 		
11. Compliance Reporting				
11.1: The proponent shall prepare an annual compliance report which describes compliance with the conditions of approval set out in this notice and which describes the results of the proponent's program.	<ul style="list-style-type: none"> Conditions of approval 	<ul style="list-style-type: none"> MTO will review the project at each stage of design and construction <p>Design Phase:</p> <ul style="list-style-type: none"> MTO will collect data and conduct studies. MTO will consult with the public and government review agencies. <p>Construction Phase:</p> <ul style="list-style-type: none"> MTO will review of Environmental Monitoring Reports completed by MTO or its agent during construction. 	<ul style="list-style-type: none"> Submission of ACR. Placement of ACR on the public record as noted in the NOA. 	<ul style="list-style-type: none"> Ongoing throughout life of project.
11.2: The proponent shall issue the first compliance report no later than one year following the commencement of the detailed design phase, and on the date that is the anniversary of this commencement thereafter, for which the compliance report shall cover the previous year to that date.				
11.3: The proponent shall submit the annual compliance report to the Director for placement on the public record.				
11.4: The proponent shall submit annual compliance reports until conditions are satisfied.				
11.5: When all conditions have been satisfied, the proponent shall indicate in the annual compliance report that this is its final submission.				

What will be Monitored	Indicators	How will Data be Collected	How will Compliance Effectiveness be Measured?	When will Activity Occur
11.6: The proponent shall retain either on site or in another location approved by the Director, copies of the annual compliance reports for each reporting year and any associated documentation of compliance monitoring activities.				
11.7: The proponent shall make the documentation available to the MOE or its designate upon request in a timely manner when so requested by the MOE during an on-site inspection, audit, or in response to a pollution incident report or when information concerning compliance is requested by the MOE.				
12. Greenbelt Lands				
<p>12.1: The proponent shall consider the policies in section 4.2.1 of the Greenbelt Plan (2005), where applicable, with respect to detailed design and construction activities, including:</p> <ul style="list-style-type: none"> - Construction practices shall minimize, wherever possible, the amount of Greenbelt lands, and particularly Natural Heritage Systems, traversed and/or occupied by infrastructure; - Construction practices shall minimize, wherever possible, the negative impacts and disturbance of the existing landscape, including, but not limited to, impacts cause by light intrusion, noise and road salt; and - Where the undertaking does cross a Natural Heritage System or intrude into or result in the loss of a key natural heritage feature or key hydrologic feature, including related landform features, construction practices shall minimize negative impacts and disturbance on the features or their related functions, and where reasonable, maintain or improve connectivity. 	<ul style="list-style-type: none"> • Conditions of approval • Conditions and Standards identified within the ERHD, 2013 and in relevant MTO Guidelines. • Class EA • Greenbelt Plan (2017) 	<ul style="list-style-type: none"> • MTO will review the project at each stage of design and construction. <p>Design Phase:</p> <ul style="list-style-type: none"> • MTO will collect data and conduct studies. • MTO will consult with the public and government review agencies. <p>Construction Phase:</p> <ul style="list-style-type: none"> • MTO will review of Environmental Monitoring Reports completed by MTO or its agent during construction. 	<ul style="list-style-type: none"> • Compliance with Greenbelt Plan (2017) • Documentation that includes individual studies completed by MTO or its agent. • Implementation of study recommendations. • Documentation of the application of Environmental Commitments within the DCR. • Submission of ACR. • Placement of ACR on the public record as noted in the NOA. 	<ul style="list-style-type: none"> • Ongoing throughout life of project.

What will be Monitored	Indicators	How will Data be Collected	How will Compliance Effectiveness be Measured?	When will Activity Occur
13. Agricultural Lands				
13.1: For prime agricultural lands which are not permanently required for the undertaking, the proponent shall ensure that any work required for the undertaking is conducted according to appropriate construction standards so that the lands can be returned to productive agricultural uses.	<ul style="list-style-type: none"> • Conditions of approval • Conditions and Standards identified within the ERHD, 2013 and in relevant MTO Guidelines. • Class EA 	<ul style="list-style-type: none"> • MTO will review the project at each stage of design and construction. <p>Design Phase:</p> <ul style="list-style-type: none"> • MTO will collect data and conduct studies. • MTO will consult with the public and government review agencies. 	<ul style="list-style-type: none"> • Documentation that includes individual studies completed by MTO or its agent. • Implementation of study recommendations. • Documentation of the application of Environmental Commitments within the DCR. • Submission of ACR. • Placement of ACR on the public record as noted in the NOA. 	<ul style="list-style-type: none"> • Ongoing throughout life of project.
13.2: The proponent shall construct the undertaking in such a way as to avoid disruptions to agricultural infrastructure such as field tiles, drainage ditches, culverts, and field entrances. Should such disruptions be unavoidable, the proponent shall minimize and repair the disruptions to the greatest extent possible.		<p>Construction Phase:</p> <ul style="list-style-type: none"> • MTO will review of Environmental Monitoring Reports completed by MTO or its agent during construction. 		

3.0 PROJECT PROGRESS (HIGHWAY 6 / HANLON EXPRESSWAY MIDBLOCK INTERCHANGE)

- ▶ As noted in Section 1.1, this project builds upon and includes refinements to the EA and Preliminary Design for Highway 6 Freelon Northerly 16.9 km to Guelph (W.P. 65-76-05) completed in September 1995 and in the November 1997 Addendum. Additional environmental and engineering work has been undertaken to advance the project towards subsequent stages of design.
- ▶ In March 2022, the Design-Build contract for the Highway 6/Hanlon Expressway Midblock Interchange, just north of Highway 401 (G.W.P. 3059-20-00) was awarded to Dufferin Construction, in which WSP Canada Inc. was acquired as the Designer.
- ▶ The proposed works for the project were split into two (2) separate design packages (referred to as “Early Works” and “Remaining Works”). This split was undertaken to clear and commence the construction of the Midblock Bridge and Interchange (i.e., the Early Works), prior to the commencement of work at Wellington Road 34, Concession Road 7 and Maltby Road West (i.e., the Remaining Works). Therefore, two (2) Design and Construction Reports (DCRs) will be produced for G.W.P. 3059-20-00.
- ▶ On April 18, 2022 a Consultation Plan was prepared by WSP and submitted to MTO.
- ▶ A combined Notice of Study Update/Commencement was published in the Turtle Island News and Two Row Times on Wednesday, April 27, 2022 and in the Guelph Mercury Tribune and Wellington Advisor on Thursday, April 28, 2022.
- ▶ Notification letters advising of the Study Update/Commencement were mailed to those on the project contact list during the week of April 25, 2022. The letters to external agencies also included Stakeholder Contact Information Forms.
- ▶ A project website (www.highway6midblock.ca) was launched in conjunction with the Notice of Study Update/Commencement. The project website will remain active throughout the duration of design and construction for both the Early Works and Remaining Works. During construction, the project website will be updated on a regular basis to identify any scheduled closures and provide summaries of construction operations taking place. These updates will also include photographs of construction progress.
- ▶ On June 7, 2022, field surveys were completed by WSP Ecologists to assess suitable fisheries habitat within the Early Works lands, as well as confirm AECOM’s previous findings. The project was completed according to the MTO/DFO/MNRF Protocol for Protecting Fish and Fish Habitat on Provincial Transportation Undertakings - 2020 (Fisheries Protocol) and concerns have been addressed.

There are no identified watercourses or watercourse crossings within the Early Works lands. Given the confirmation of fish habitat conditions and results of the field investigation, the conclusion that no harm to fish or HADD will occur is upheld, assuming application of all specified mitigation measures. No additional review by DFO or Authorization under the Fisheries Act is required for the Early Works. No aquatic Species at Risk (SAR) were identified within the limits of the Early Works. Consequently, permits under the Provincial Endangered Species Act (ESA) and/or the Federal Species at Risk Act (SARA) are not required for the Early Works.

- ▶ During the weeks of June 26 and July 4, 2022, field surveys were completed by WSP Ecologists to locate rare plant species within the Early Works lands. A Rare Plant Salvage and Relocation Plan was prepared for the Early Works. Blue Cohosh, One-sided Shinleaf and Butterfly Milkweed were observed on-site. Given that immediate relocation of the plants was not feasible, the three species will be sourced from a native plant nursery. Should these species not be readily available for purchase, there is sufficient time for a nursery to be contracted to grow the three species so that they can be incorporated into these future restoration areas when those areas are ready to receive the material in 2024. 2-year survivorship monitoring is a commitment of the plan.
- ▶ WSP completed private well surveys at seven (7) properties in the vicinity of the project. No impact is anticipated to private well users, as no groundwater dewatering above 50,000 L/day is anticipated. A Hydrogeological Assessment was undertaken and confirmed no Environmental Activity and Sector Registry (EASR) or Category 3 Permit to Take Water is required, as only minor dewatering may be required for the works (i.e., below 50,000 L/day).
- ▶ In August 2022, An Erosion and Sedimentation Overview Risk Assessment (ESORA) was undertaken for the Early Works. Provided the mitigation measures proposed are properly implemented, monitored, and maintained, it is anticipated that erosion and sedimentation control can be achieved for the works.
- ▶ In August 2022, WSP prepared and implemented an excess soil quality assessment program to support the management of excess soil that is anticipated to be generated during the proposed Highway 6 Hanlon Expressway / Wellington Road 34 Midblock Interchange. The reporting for the excess soil also addresses the data gaps with respect to the analysis of organochlorine pesticides at the previously mentioned Concession Road 7 property.
- ▶ Stage 1 and 2 Archaeological Assessments were completed by AECOM for the Project (G.W.P. 3059- 20-00). The investigations determined the study area for the Early Works does not hold archaeological potential, and no further work is recommended. The Stage 1-2 Archaeological Assessment Report was filed with the

Ministry of Citizenship and Multiculturalism (MCM) in the Ontario Public Register of Archaeological Reports, referred to in Section 65.1 of the Ontario Heritage Act.

- ▶ On September 14, 2022, notification letters advising of the Notice of Completion for DCR #1 were mailed and/or emailed to local MPPs. Addressed notification letters were also mailed and/or emailed to the public members, external agencies, Indigenous Communities, and remaining interested stakeholders on the Project Contact List on Thursday, September 21, 2022.
- ▶ Notification letters advising of the Notice of Completion for DCR #1 were published in the Turtle Island News and Two Row Times on Wednesday, September 21, 2022 and the Guelph Mercury Tribune and Wellington Advisor on Thursday, September 22, 2022.
- ▶ DCR #1 (documenting the Early Works) was published for the 30-day public review and 60-day MECP review period starting September 21, 2022. A digital copy of DCR #1 was provided to the City of Guelph, County of Wellington and Township of Puslinch for their files.
- ▶ Responses were provided in a timely manner to all comments received during the 30-day public review period for DCR #1. There are no outstanding comments or questions at this time.
- ▶ An Environmental Management Plan and Construction Consultation Plan were submitted to Dufferin Construction on November 30, 2022.
- ▶ The Early Works portion of the project received Full Environmental Clearance on December 6, 2022, with a note that an application for an Overall Benefit Permit under clause 17(2)(c) of the Endangered Species Act (ESA), 2007 was awaiting approval from MECP.
- ▶ On December 6, 2022, the Species at Risk (SAR) Bat Permit Number WC-C-002-21 for the Eastern Small-Footed Myotis, Little Brown Myotis, and Tri-colored was approved by MECP and received by the Project Team.
- ▶ Dufferin Construction commenced construction within the limits of the Early Works following Environmental Clearance.
- ▶ Vegetation removal occurred on site up until March 14, 2023 to avoid the Active Season for SAR bats (as defined in the Bat Permit (WC-C-002-21)).
- ▶ Environmental field investigations are currently underway for the Remaining Works limits, in which the findings and results will be documented in DCR #2, as well as standalone technical reports.

4.0 MONITORING PROGRAM

The EA process and documentation thereof, is subject to MTO's Class EA for Provincial Facilities, which requires MTO to consult with the public and government review agencies, during the design process.

ACRs will provide a status update of the project and monitoring activities and provide a summary of the activities that occurred during the year. This 2022 ACR presents the status of activities that are being undertaken, their completion status and the reference to the relevant condition of EA approval for the Highway 6 / Hanlon Expressway Midblock Interchange Class Environmental Assessment and Design-Build (GWP 3059-20-00, DB Contract Number: 2021-3004).

Table 2: EA Compliance Monitoring Program

MECP (2009) Condition of Approval	Activity	Comment
1. Definitions		
1: Definitions	N/A	<ul style="list-style-type: none"> Condition delineates meaning of terms used in the MECP Notice of Approval and is accepted by MTO.
2. General Requirements		
<p>2.1: The proponent shall comply with the provisions in the Environmental Assessment which are hereby incorporated in this approval by reference except as provided in these conditions and as provided in any other approval or permit that may be issued.</p>	<p>Phase 2: Midblock Interchange Project (G.W.P. 3059-20-00)</p>	<ul style="list-style-type: none"> DCR #1 (documenting the Early Works) was published for the 30-day public review and 60-day MECP review period starting September 21, 2022. A digital copy of DCR #1 was provided to the City of Guelph, County of Wellington and Township of Puslinch for their files. On September 14, 2022, notification letters advising of the Notice of Completion for DCR #1 were mailed and/or emailed to local MPPs. Addressed notification letters were also mailed and/or emailed to Indigenous communities, public members, external agencies, and remaining interested stakeholders on the Project Contact List on Thursday, September 21, 2022. A Notice advising of the Notice of Completion for DCR #1 was published in: <ul style="list-style-type: none"> Turtle Island News and Two Row Times on Wednesday, September 21, 2022 The Guelph Mercury Tribune and Wellington Advisor on Thursday, September 22, 2022.
<p>2.2: These conditions do not prevent more restrictive conditions being imposed under other statutes.</p>	<p>Phase 2: Midblock Interchange Project (G.W.P. 3059-20-00)</p>	<ul style="list-style-type: none"> In addition to EA commitments as outlined in DCR #1, additional conditions were built into the contract documentation for the Early Works to reflect the following: <ul style="list-style-type: none"> ENVR0007 - Operational Constraint (Environmental) - Protection of Species at Risk: Adhere to all requirements and mitigations identified in MECP's Final Species at Risk C-Permit under the Section 17 (2) (c) of the ESA, including the property and work restrictions within the Early Works limits SSP 199F12 - Environmentally Sensitive Areas Operational Constraint – Migratory Bird Protection (O800B001) – outlines the requirements for protecting birds protected under the Migratory Birds Convention Act. ENVR0012 - Operational Constraint (Environmental) - Selective Clearing and Deferred Grubbing in Specified Areas Adjacent to Sensitive Receptors ENVR0013 - Operational Constraint (Environmental) - Advanced Placement of Permanent Cover in Specified Areas Adjacent to Sensitive Receptors Operational Constraint (ENV), Timing Constraint for Clearing SSP 804F02 - Amendment to OPSS 804, April 2021 - Timing Constraints for Temporary Erosion Control Measures SSP 805F01 - Amendment to OPSS 805, November 2020 - Timing Constraints for Temporary Sediment Control Measures NSSP Invasive Species Prevention SSP 199S37 – Bank Swallow Control ESC measures Construction Noise Constraints (SSP 199F33) – requires that equipment shall be maintained in an operating condition that prevents unnecessary noise and idling of equipment shall be restricted to the minimum necessary to perform the specified work. A Notice of Construction will be sent to all residents within a radius of the contract limits, prior to construction. The Notice will include contact information for the Contract Administrator. Notification will also be provided to the local Councillors within the project area.

MECP (2009) Condition of Approval	Activity	Comment
		<ul style="list-style-type: none"> ○ Complaints received regarding construction noise will be investigated according to the provisions of MTO's Environmental Guide for Noise (2022). ○ NC N100H001 - Areas of Archaeological Concerns and Archaeological Materials – outlines the required actions and notification requirements should the Contractor encounter archaeological materials and/or human remains. ○ Operational Constraint: The Stage 1-2 Archaeological Assessment Report was filed with the Ministry of Citizenship and Multiculturalism (MCM) in the Ontario Public Register of Archaeological Reports, referred to in Section 65.1 of the Ontario Heritage Act. Right-of-way access is restricted along the south side of Wellington Road 34 between Side Road 20 and the new Midblock Connection Road site, until MCM provides confirmation that the lands are clear. ○ NTC001 - NC - Emergency Services and Agencies Notification - Local municipalities, emergency services and the OPP will be notified of final construction staging, start of construction, etc. to minimize delay in emergency response times during construction. ○ NTC002 - NC - Adjacent Property Notification – adjacent property owners will be notified of final construction staging, start of construction, etc. ○ NTC004 - NC - Advance Notification/Warning/Detour Route TC-64 Signs ○ NSP S706F04M – Portable Variable Message Sign (Temporary) - Amendment to OPSS 706, November 2016. Advance signage will notify motorists of the construction zone and timing of works.
3. Public Record		
3.1: Where a document is required for the public record, the proponent shall provide two copies of the document to the Director: a copy for filing within the specific public record file maintained for the undertaking and a copy for staff use.	2022-2023 Annual Compliance Report	<ul style="list-style-type: none"> ● Copies of this Annual Compliance Report (ACR) will be provided to the Director of the EA and Permissions Branch.
3.2: The proponent shall provide additional copies of the documents described in Condition 3.1 to the: a) Regional Director (as required); and b) Clerk's offices of the City of Guelph, City of Hamilton, County of Wellington, and the Township of Puslinch.	2022-2023 Annual Compliance Report	<ul style="list-style-type: none"> ● Additional copies of this ACR will be provided to: <ul style="list-style-type: none"> ○ The MECP Regional Director ○ Clerks Offices
3.3: The EAAB file number TC-CE-02 shall be quoted on the documents.	2022-2023 Annual Compliance Report	<ul style="list-style-type: none"> ● File number: TC-CE-02 is quoted on this 2022-2023 ACR.
3.4: These documents may also be provided through other means as considered appropriate by the proponent.	2022-2023 Annual Compliance Report	<ul style="list-style-type: none"> ● N/A
4. Consultation During Detail Design Phase		
4.1: The proponent shall consult with Six Nations of the Grand River Territory during the detailed design phase, as outlined in its December 14, 2006 letter to Six Nation of the Grand River Territory Elected	Phase 2: Midblock Interchange Project (G.W.P. 3059-20-00)	<ul style="list-style-type: none"> ● A combined Notice of Study Update/Commencement (for Phase 2 Midblock Interchange Project) was sent to Six Nations of the Grand River Territory on April 19, 2022 and published in: <ul style="list-style-type: none"> ○ Turtle Island News and Two Row Times on Wednesday, April 27, 2022

MECP (2009) Condition of Approval	Activity	Comment
<p>Council. The proponent shall also make reasonable efforts to develop a work plan in consultation with Six Nations of the Grand River Territory during the detailed design phase of the undertaking.</p>		<ul style="list-style-type: none"> ○ The Guelph Mercury Tribune and Wellington Advisor on Thursday, April 28, 2022. ● On September 21, 2022, notification letters advising of the Notice of Completion for DCR #1 were mailed and/or emailed to Six Nations of the Grand River Territory. DCR #1 (documenting the Early Works) was published for the 30-day review and 60-day MECP review period starting September 21, 2022. ● A Notice advising of the Notice of Completion for DCR #1 was published in: <ul style="list-style-type: none"> ○ Turtle Island News and Two Row Times on Wednesday, September 21, 2022 ○ The Guelph Mercury Tribune and Wellington Advisor on Thursday, September 22, 2022.
<p>4.2: The proponent shall make reasonable effort to consult with other Aboriginal communities that express an interest in participating in the detailed design phase.</p>	<p>Phase 2: Midblock Interchange Project (G.W.P. 3059-20-00)</p>	<ul style="list-style-type: none"> ● A combined Notice of Study Update/Commencement (for Phase 2 Midblock Interchange Project) were mailed/emailed to Six Nations of the Grand River, Mississauga's of the Credit First Nation and Haudenosaunee Confederacy Chiefs Council (HCCC) / Haudenosaunee Development Institute (HDI) on April 19, 2022 ● The Notice was also published in: <ul style="list-style-type: none"> ○ Turtle Island News and Two Row Times on Wednesday, April 27, 2022 ○ The Guelph Mercury Tribune and Wellington Advisor on Thursday, April 28, 2022. ● On September 21, 2022, notification letters advising of the Notice of Completion for DCR #1 were mailed and/or emailed to Indigenous Communities listed above. DCR #1 (documenting the Early Works) was published for the 30-day review and 60-day MECP review period starting September 21, 2022. ● A Notice advising of the Notice of Completion for DCR #1 was also published in: <ul style="list-style-type: none"> ○ Turtle Island News and Two Row Times on Wednesday, September 21, 2022 ○ The Guelph Mercury Tribune and Wellington Advisor on Thursday, September 22, 2022. ● On November 29, 2022, MTO met with Mississauga's of the Credit First Nation to discuss Species at Risk permitting on the Midblock Interchange and Highway 7 New projects. ● HDI responded to the Notice of Completion for DCR #1 in April 2023. A response to HDI has been prepared and will be distributed by MTO.
<p>4.3: In additions to other interested stakeholders the proponent considers appropriate, the proponent shall ensure the following ministries/agencies are consulted during the detailed design phase:</p> <ul style="list-style-type: none"> - The MOE's West Central Regional Office; - Ministry of Natural Resources ; - Ministry of Agriculture and Rural Affairs; - Ministry of Municipal Affairs and Housing; - All affected utilities, including Hydro One; - Grand River Conservation Authority; - Morriston Tract Conservation Authority; - Fisheries and Oceans Canada; - Environment Canada; and 	<p>Phase 2: Midblock Interchange Project (G.W.P. 3059-20-00)</p>	<ul style="list-style-type: none"> ● A combined Notice of Study Update/Commencement (for Phase 2 Midblock Interchange Project) was sent to interested stakeholders, including the following ministries and agencies on April 28, 2022: <ul style="list-style-type: none"> ○ MECPs West Central Regional Office ○ Ministry of Natural Resources and Forestry ○ Ministry of Agriculture, Food and Rural Affairs ○ Ministry of Municipal Affairs and Housing ○ All affected utilities, including Hydro One ○ Grand River Conservation Authority ○ Conservation Halton ○ Fisheries and Oceans Canada ○ Environment Canada ○ Transport Canada. ● A Notice of Completion for DCR #1 was sent to interested stakeholders, including the following ministries and agencies on September 21, 2022:

MECP (2009) Condition of Approval	Activity	Comment
- Transport Canada.		<ul style="list-style-type: none"> ○ MECPs West Central Regional Office ○ Ministry of Natural Resources and Forestry ○ Ministry of Agriculture, Food and Rural Affairs ○ Ministry of Municipal Affairs and Housing ○ All affected utilities, including Hydro One ○ Grand River Conservation Authority ○ Conservation Halton ○ Fisheries and Oceans Canada ○ Environment Canada ○ Transport Canada. <ul style="list-style-type: none"> ● On February 28, 2023, WSP contacted DFO to discuss the Letter of Advice (HCAA-00889) received in June 2021. A minor design change was made to two culverts on a tributary to McCrimmon's Creek. On March 22, 2023, DFO confirmed there were no concerns with the changes, so long as mitigation measures & recommendations made by DFO are applied to the design. They also noted the works can follow the MNRF provided in-water timing window of July 1 – September 30 & an amended Letter of Advice was not required.
5. Henslow's Sparrow		
5.1: The proponent shall update and verify the Henslow's Sparrow habitat investigations documented in the Addendum issued November 1997 to confirm that the proposed highway right-of-way continues to have no potential impacts on the habitat for Henslow's Sparrow.	Phase 2: Midblock Interchange Project (G.W.P. 3059-20-00)	<ul style="list-style-type: none"> ● During field investigations completed as part of G.W.P. 3042-14-00, it was determined that no habitat areas of sufficient size were located within the project area of G.W.P. 3059-20-00.
5.2: The proponent shall update the investigations described in Condition 5.1 by conducting additional investigations within appropriate time periods (i.e., during nesting and breeding season) during the detailed design phase. If the above investigation is undertaken within one year of construction, an additional investigation would not be required immediately prior to construction.	Phase 2: Midblock Interchange Project (G.W.P. 3059-20-00)	<ul style="list-style-type: none"> ● Completed for G.W.P. 3042-14-00 (including the Midblock Interchange Project study area). No habitat areas of sufficient size were found during field investigations for G.W.P. 3059-20-00. No additional investigations are required immediately prior to construction for Henslow's Sparrow.
5.3: In the event that the investigations do demonstrate potential impacts, the proponent shall notify the Ministry of Natural Resources and Environment Canada and consider all direction provided by the Ministry of Natural Resources and Environment Canada.	Phase 2: Midblock Interchange Project (G.W.P. 3059-20-00)	<ul style="list-style-type: none"> ● Completed for G.W.P. 3059-20-00. MNRF and MECP was notified of the condition and that the species and habitat are not present.
6. Stormwater Management		
<u>Preparation of Conceptual Stormwater Management Plan:</u>	Phase 2: Midblock Interchange Project (G.W.P. 3059-20-00)	<ul style="list-style-type: none"> ● The full Stormwater Management Plan was submitted as part of the Remaining Works Drainage and Stormwater Management Report. MTO comments for the overall report are currently being addressed.

MECP (2009) Condition of Approval	Activity	Comment
6.1: During the detailed design phase of the undertaking, proponents shall prepare a Conceptual Stormwater Management Plan.		
<p><u>Submission of Conceptual Stormwater Management Plan:</u></p> <p>6.2: The proponent shall submit the Conceptual Stormwater Management Plan to the Regional Director for review at least nine months prior to tendering. The proponent shall consider all comments resulting from the MOE's review.</p>	Phase 2: Midblock Interchange Project (G.W.P. 3059-20-00)	<ul style="list-style-type: none"> The Preliminary Stormwater Management Plan for the Midblock Interchange Project (G.W.P. 3059-20-00) was submitted to MECP for review and comment. The full Stormwater Management Plan was submitted as part of the Remaining Works Drainage and Stormwater Management Report to MTO. MTO comments for the overall report are currently being addressed. The comments received from MECP have been addressed in the report.
<p><u>Requirements of Conceptual Stormwater Management Plan:</u></p> <p>6.3: The Conceptual Stormwater Management Plan shall, at a minimum, include the following:</p> <p>a) Achieve the treatment levels for soluble pollutants required as per Ministry of Natural Resources and MOE policy and practice, using methods advocated by the MOE and Ministry of Transportation in their respective manuals on stormwater management;</p> <p>b) An assessment of water quality controls where possible (i.e., sequenced and/or combined linear facilities) for the protection of sensitive receivers, in addition to grassed ditches for quality control purposes;</p> <p>c) An assessment of the long-term life, efficiency and effectiveness of any proposed infiltration basins;</p> <p>d) An evaluation of the depth between the bottom of the stormwater facilities and the seasonally high water table;</p> <p>e) A general assessment of the need for an overflow weir/channel for the stormwater management facilities. The proponent shall submit the details of this assessment to EAAB technical staff for their review prior to submitting the Conceptual Stormwater Management Plan;</p> <p>f) An assessment of the feasibility of wetland vegetative plantings within the roadside ditches/ponds</p> <p>g) A maintenance program for the stormwater management facilities;</p> <p>h) An assessment of the potential measures to respond to accidental/spill releases; and,</p> <p>i) An erosion and sedimentation control plan to protect sensitive receivers during construction.</p>	Phase 2: Midblock Interchange Project (G.W.P. 3059-20-00)	<ul style="list-style-type: none"> The full Stormwater Management Plan was submitted as part of the Remaining Works Drainage and SWM report and MTO comments for the overall report are being addressed. <ul style="list-style-type: none"> Infiltration basin proposed for quantity quality control of soluble pollutants per specification from MOE Stormwater planning and design guidelines. Details in SWM Report infiltration basin section 1m wide flat bottomed Grassed ditches assessed for quality control presented in SWM report Discussion on the maintenance required for infiltration basins provided in SWM report and to be expanded on based on MTO comments to include efficiency and effectiveness of infiltration basin. Inspection recommended every half year and cleanout via excavation recommended when infiltration falters. Depth is sufficient from water table. Details presented in SWM Report 1m wide flat bottomed outlet channel provided for infiltration basins leading to culverts. The culverts have been assessed for 100-year flow and will not overtop road. This satisfies overflow criteria. Schematic shown in infiltration basin drawings. Will be addressed through the Landscape Plan Clarification on maintenance program to be included as stated above in point c and will be included in updated SWM Report Accidental spills can be handled by emergency maintenance routine where excavation of the clear stones and cleanout of sediment will be performed. This point can be added to updated SWM Report Erosion and sediment control text to be added to updated SWM Report

MECP (2009) Condition of Approval	Activity	Comment
<p>6.4: In preparing the Conceptual Stormwater Management Plan the proponents shall consider the policies in section 4.2.3 of the Greenbelt Plan (2005), where applicable, to avoid, minimize and/or mitigate stormwater volume, contaminant loads and impacts to receiving water courses in order to:</p> <ul style="list-style-type: none"> - Maintain groundwater quality and flow and stream baseflow; - Protect water quality; - Minimize the disruption of pre-existing natural drainage patterns wherever possible; - Prevent increases in stream channel erosion; - Prevent any increase in flood risk; and, - Protect aquatic species and their habitat. 	<p>Phase 2: Midblock Interchange Project (G.W.P. 3059-20-00)</p>	<ul style="list-style-type: none"> • The Midblock Interchange Project (G.W.P. 3059-20-00) study area is not within Greenbelt Plan limits and therefore this condition does not apply to this project.
7. Major Hydrogeological Features		
<p><u>Preparation of Hydrogeological Studies:</u></p> <p>7.1: During the detailed design phase of the undertaking, the proponents shall conduct additional hydrogeological studies.</p>	<p>Phase 2: Midblock Interchange Project (G.W.P. 3059-20-00)</p>	<ul style="list-style-type: none"> • WSP completed private well surveys at properties in the vicinity of the study area. • A Hydrogeological Assessment was undertaken and confirmed no Environmental Activity and Sector Registry (EASR) or Category 3 Permit to Take Water is required, as only minor dewatering may be required for the works (i.e., below 50,000 L/day). • Hydrological studies are still ongoing for the Remaining Works, additional investigations/monitoring are currently underway to confirm the information provided, as well as to provide additional details in specific areas to support the detailed design of the Remaining Works.
<p><u>Submission of Hydrogeological Studies:</u></p> <p>7.2: The proponent shall submit the hydrogeological studies described in Condition 7.3 to the Regional Director for review at least 150 days prior to tendering. The proponent shall consider all comments resulting from the MOE's review.</p>	<p>Phase 2: Midblock Interchange Project (G.W.P. 3059-20-00)</p>	<ul style="list-style-type: none"> • The combined Early Works and Remaining Works hydrogeological studies described in Condition 7.3 (relevant to G.W.P. 3059-20-00) will be provided to the MECP Regional Director later in the detailed design stage.
<p><u>Hydrogeological Studies Required:</u></p> <p>7.3: The proponent shall, at a minimum, prepare the following hydrogeological studies:</p> <p>a) One hydrogeological cross-section along the entire length of the recommended route, and shorter cross-sections placed perpendicular to the recommended route at sensitive areas (e.g., recharge/discharge</p>	<p>Phase 2: Midblock Interchange Project (G.W.P. 3059-20-00)</p>	<ul style="list-style-type: none"> • Preliminary investigations on hydrological existing conditions including water well survey were undertaken during the Design-Build Ready design. • A preliminary impact assessment of road salt and other contaminants has been undertaken by AECOM. • WSP completed private well surveys at properties in the vicinity of the study area. • A Hydrogeological Assessment was undertaken and confirmed no Environmental Activity and Sector Registry (EASR) or Category 3 Permit to Take Water is required, as only minor dewatering may be required for the works (i.e., below 50,000 L/day).

MECP (2009) Condition of Approval	Activity	Comment
<p>zones). The cross-sections should show depth to bedrock, stratification within the overburden, water table and/or potentiometric surface, and referenced wells;</p> <p>b) On the basis of a pre-construction well owner field survey, a map identifying the location of the wells within 300 metres (m) of the highway right of way will be prepared. Based on the owner survey and a review of the MOE Water Well Record database information wells should be categorized as overburden or bedrock wells, and the owners and status of the wells should be identified;</p> <p>c) After having completed the studies described in Conditions 7.3 (a) and</p> <p>(b), the proponent shall assess the potential impact of road salt and other contaminants on the identified wells and identify possible mitigation measures that could be implemented in the event that those impacts occur;</p> <p>d) A pre-construction survey of all potable water wells with 300 m of the highway right of way, to serve as a baseline for comparison to future monitoring data;</p> <p>e) An assessment of seasonal variation of water level. Boreholes should be drilled at proposed stormwater management facilities to determine the site-specific stratigraphy to the bedrock. Alternative best management practices should be considered if a direct hydraulic connection to bedrock aquifer is identified upon drilling;</p> <p>f) An explanation of the expected temporary and long-term implications of deep road cuts defined in this project as from 75 m north of Crieff Road northerly for 350 m and from 350 m south of Calfass Road, northerly</p> <p>g) A map identifying the location of the deep road cuts described in Condition 7.3(f); kilometre, to 250 m north of the Connection Road at Morriston on surface water and groundwater interaction;</p> <p>h) An identification of mitigation options for the impacts of the deep road cuts described in Condition 7.3(f);</p> <p>i) An assessment of the dewatering impacts of the preferred alternative;</p>		<ul style="list-style-type: none"> Hydrological studies are still ongoing for the Remaining Works, additional investigations/monitoring are currently underway to confirm the information provided, as well as to provide additional details in specific areas to support the detailed design of the Remaining Works.

MECP (2009) Condition of Approval	Activity	Comment
<p>j) Achieve the treatment levels for soluble pollutants required as per current Ministry of Natural Resources and MOE policy and practice, using methods advocated by the MOE and Ministry of Transportation in their respective manuals on hydrogeology;</p> <p>k) An assessment of the potential groundwater impacts on lands having existing development rights, and which are located adjacent to the highway project.</p>		
<p><u>Water Quality Monitoring Program:</u></p> <p>7.4: The proponent shall conduct a Water Quality Monitoring Program using wells established in or immediately adjacent to the highway construction zone. The Water Quality Monitoring Program shall use as baseline data the data obtained pursuant to Condition 7.3(d).</p>	<p>Phase 2: Midblock Interchange Project (G.W.P. 3059-20-00)</p>	<ul style="list-style-type: none"> • A Baseline Water Well Survey was undertaken by AECOM. • A Water Quality Monitoring Program was conducted as per MTO's Guideline for Drinking Well Water Sampling and Testing in Ministry of Transportation Activities 2004. • WSP completed private well surveys within the vicinity of the project. No impact is anticipated to private well users, as no groundwater dewatering above 50,000 L/day is anticipated. • A Hydrogeological Assessment was undertaken and confirmed no Environmental Activity and Sector Registry (EASR) or Category 3 Permit to Take Water is required, as only minor dewatering may be required for the works (i.e., below 50,000 L/day). Standard mitigation measures will be applied to minimize potential impacts. Any dewatering at the site will be returned to the area and the work is anticipated to be temporary and should not affect recharge.
<p><u>Provision of Missing Pages in the EA:</u></p> <p>7.5: The proponent shall provide Figures 5.2 and 5.3 in Appendix M of the EA to the West Central Regional Office along with the submission of the hydrogeological studies described in Condition 7.2.</p>	<p>Phase 2: Midblock Interchange Project (G.W.P. 3059-20-00)</p>	<ul style="list-style-type: none"> • The Final Hydrogeological Report (with both Early Works & Remaining Works) will be provided, once complete.
8. Noise Assessment		
<p><u>Preparation of Noise Assessment:</u></p> <p>8.1: During the detailed design phase of the undertaking, the proponent shall reassess the noise impacts and the potential for mitigation at all noise sensitive locations along the recommended route which may be subject to increases in noise levels of greater than 5 decibels. The new report will follow the study methods and policy described in the new Environmental Guide for Noise, Ministry of Transportation, October 2006.</p>	<p>Phase 2: Midblock Interchange Project (G.W.P. 3059-20-00) – Early Works & Remaining Works</p>	<ul style="list-style-type: none"> • A Preliminary Traffic Noise Impact Assessment study was completed for G.W.P. 3059-20-00 based on the Design-Build Ready design following the study methods and policy described in the Environmental Guide for Noise (2006), and the results were documented in a Traffic Noise Report.
<p><u>Submission of Noise Assessment</u></p> <p>8.2: The proponent shall submit a report containing the results of the Noise Assessment to the Director for review and shall consider all</p>	<p>Phase 2: Midblock Interchange Project (G.W.P. 3059-20-00) – Early Works & Remaining Works</p>	<ul style="list-style-type: none"> • The Traffic Noise Report for GWP 3059-20-00 was submitted to MECP for review and comment on August, 20, 2021. Comments from MECP were received on April 13, 2022.

MECP (2009) Condition of Approval	Activity	Comment
comments resulting from the Director's review. The report shall be submitted at least 90 days prior to construction.		
9. Conservation Halton		
9.1: The proponent shall ensure that the limits of Conservation Halton's fill regulated areas are identified on all relevant design drawings.	Phase 2: Midblock Interchange Project (G.W.P. 3059-20-00)	<ul style="list-style-type: none"> The Midblock Interchange Project (G.W.P. 3059-20-00) study area is not within Conservation Halton limits and therefore this condition does not apply to this project.
9.2: During the detailed design phase of the undertaking, the proponent shall provide any additional details regarding runoff calculations and supporting documentation to Conservation Halton for review.	Phase 2: Midblock Interchange Project (G.W.P. 3059-20-00)	<ul style="list-style-type: none"> The Midblock Interchange Project (G.W.P. 3059-20-00) study area is not within Conservation Halton limits and therefore this condition does not apply to this project.
10. Compliance Monitoring Program		
<u>Purpose of Program:</u> 10.1: The proponent shall prepare an EA compliance monitoring program. The program shall be prepared for the monitoring of the proponent's fulfillment of the provisions of the EA for mitigation measures, public consultation, and additional studies and work to be carried out, and of all other commitments made during the preparation of the EA and the subsequent review of the EA for mitigation measures, public consultation, and additional studies and work to be carried out.	Highways 6 & 401 Improvements from Hamilton North Limits to Guelph South Limits (G.W.P. 3042-14-00)	<ul style="list-style-type: none"> The CMP was prepared in January 2019 for the monitoring of the proponent's fulfillment of the provisions of the EA for mitigation measures, public consultation, and additional studies and work to be carried out, and of all other commitments made during the preparation of the EA and the subsequent review of the EA for mitigation measures, public consultation, and additional studies and work to be carried out.
<u>Submission of Program:</u> 10.2: The proponents shall submit the program to the Director for placement on the public record at least 60 days before the commencement of construction.	Highways 6 & 401 Improvements from Hamilton North Limits to Guelph South Limits (G.W.P. 3042-14-00)	<ul style="list-style-type: none"> The CMP was submitted to the Director on January 31, 2019.
<u>Requirements of Program:</u> 10.3: The program must contain an implementation schedule.	Highways 6 & 401 Improvements from Hamilton North Limits to Guelph South Limits (G.W.P. 3042-14-00)	<ul style="list-style-type: none"> The CMP contained an implementation schedule.

MECP (2009) Condition of Approval	Activity	Comment
10.4: A statement must accompany the program when submitted to the Director, indicating that the program is intended to fulfil this condition.	Highways 6 & 401 Improvements from Hamilton North Limits to Guelph South Limits (G.W.P. 3042-14-00)	<ul style="list-style-type: none"> The CMP was accompanied by a statement when submitted to the Director that the CMP is intended to fulfill Condition of Approval 10.
10.5: The proponent shall carry out the program, as reasonably amended by the Director.	Highways 6 & 401 Improvements from Hamilton North Limits to Guelph South Limits (G.W.P. 3042-14-00)	<ul style="list-style-type: none"> No amendments to the CMP have been received by MECP.
10.6: The proponent shall make the program documentation available to the MOE or its designate upon request in a timely manner when so requested by the MOE during an on-site inspection, audit, or response to a pollution incident report or when information concerning compliance is requested by the MOE.	Highways 6 & 401 Improvements from Hamilton North Limits to Guelph South Limits (G.W.P. 3042-14-00)	<ul style="list-style-type: none"> The CMP will be made available to the MECP or its designate upon request in a timely manner as per Condition of Approval 10.6.
11. Compliance Reporting		
11.1: The proponent shall prepare an annual compliance report which describes compliance with the conditions of approval set out in this notice and which describes the results of the proponent's program.	Phase 2: Midblock Interchange Project (G.W.P. 3059-20-00) – Early Works & Remaining Works	<ul style="list-style-type: none"> This ACR has been prepared in an annual basis to satisfy Condition of Approval 11.
11.2: The proponent shall issue the first compliance report no later than one year following the commencement of the detailed design phase, and on the date that is the anniversary of this commencement thereafter, for which the compliance report shall cover the previous year to that date.	Highways 6 & 401 Improvements from Hamilton North Limits to Guelph South Limits (G.W.P. 3042-14-00) and Phase 2: Midblock Interchange Project (G.W.P. 3059-20-00) – Early Works & Remaining Works	<ul style="list-style-type: none"> The first ACR (2018-2019) was submitted one year following the commencement of the detailed design phase. The second ACR (2019-2020) was submitted one year following submission of the first ACR. The third ACR (2020-2021) was submitted one year following submission of the second ACR. The fourth ACR (2021-2022) is being submitted one year following submission of the third ACR. This ACR (2022-2023) is being submitted on year following the commencement of the design-build for Phase 2: Midblock Phase 2: Midblock Interchange Project (G.W.P. 3059-20-00)
11.3: The proponent shall submit the annual compliance report to the Director for placement on the public record.	Phase 2: Midblock Interchange Project (G.W.P. 3059-20-00) – Early Works & Remaining Works	<ul style="list-style-type: none"> This ACR will be submitted to the Director for placement on the public Record.
11.4: The proponent shall submit annual compliance reports until conditions are satisfied.	Phase 2: Midblock Interchange Project (G.W.P. 3059-20-00) – Early Works & Remaining Works	<ul style="list-style-type: none"> This ACR has been prepared in an annual basis to satisfy Condition of Approval 11.
11.5: When all conditions have been satisfied, the proponent shall indicate in the annual compliance report that this is its final submission.	Phase 2: Midblock Interchange Project (G.W.P. 3059-20-00) – Early Works & Remaining Works	<ul style="list-style-type: none"> To be addressed in a future (Final) ACR.

MECP (2009) Condition of Approval	Activity	Comment
11.6: The proponent shall retain either on site or in another location approved by the Director, copies of the annual compliance reports for each reporting year and any associated documentation of compliance monitoring activities.	Phase 2: Midblock Interchange Project (G.W.P. 3059-20-00) – Early Works & Remaining Works	<ul style="list-style-type: none"> This ACR will be submitted to the Director for placement on the public Record.
11.7: The proponent shall make the documentation available to the MOE or its designate upon request in a timely manner when so requested by the MOE during an on-site inspection, audit, or in response to a pollution incident report or when information concerning compliance is requested by the MOE.	Phase 2: Midblock Interchange Project (G.W.P. 3059-20-00) – Early Works & Remaining Works	<ul style="list-style-type: none"> This ACR will be made available to the MECP or its designate upon request in a timely manner as per Condition of Approval 11.7
12. Greenbelt Lands		
<p>12.1: The proponent shall consider the policies in section 4.2.1 of the Greenbelt Plan (2005), where applicable, with respect to detailed design and construction activities, including:</p> <ul style="list-style-type: none"> - Construction practices shall minimize, wherever possible, the amount of Greenbelt lands, and particularly Natural Heritage Systems, traversed and/or occupied by infrastructure; - Construction practices shall minimize, wherever possible, the negative impacts and disturbance of the existing landscape, including, but not limited to, impacts cause by light intrusion, noise and road salt; and - Where the undertaking does cross a Natural Heritage System or intrude into or result in the loss of a key natural heritage feature or key hydrologic feature, including related landform features, construction practices shall minimize negative impacts and disturbance on the features or their related functions, and where reasonable, maintain or improve connectivity. 	Phase 2: Midblock Interchange Project (G.W.P. 3059-20-00) – Early Works & Remaining Works	<ul style="list-style-type: none"> The Midblock Interchange Project (G.W.P. 3059-20-00) study area is not within the Greenbelt Land limits and therefore this condition does not apply to this project.
13. Agricultural Lands		
13.1: For prime agricultural lands which are not permanently required for the undertaking, the proponent shall ensure that any work required for the undertaking is conducted according to appropriate construction standards so that the lands can be returned to productive agricultural uses.	Phase 2: Midblock Interchange Project (G.W.P. 3059-20-00) – Early Works & Remaining Works	<ul style="list-style-type: none"> No prime agricultural lands have been identified within the Midblock Interchange Project study area.

MECP (2009) Condition of Approval	Activity	Comment
<p>13.2: The proponent shall construct the undertaking in such a way as to avoid disruptions to agricultural infrastructure such as field tiles, drainage ditches, culverts, and field entrances. Should such disruptions be unavoidable, the proponent shall minimize and repair the disruptions to the greatest extent possible.</p>	<p>Phase 2: Midblock Interchange Project (G.W.P. 3059-20-00) – Early Works & Remaining Works</p>	<ul style="list-style-type: none"> • Consultation with property owners regarding field access has been ongoing throughout the design and construction. • Permission to Enter letters are currently being drafted by WSP for the entrance ways along Wellington Road 34 and Concession Road 7.

5.0 SUBMISSION AND CIRCULATION OF THE ACR

Two copies of this ACR will be submitted by MTO to the Director of MECP's EA and Permissions Branch to fulfill the Condition of Approval requiring submission of an ACR (refer to Condition of Approval 3 and 11).

Copies of this ACR will also be submitted to the MECP Regional Director and Clerk's offices of the City of Guelph, County of Wellington and the Township of Puslinch to satisfy Condition of Approval 3.

Pilon, Janet

Subject: my voice to council

From: Adam Pacey

Sent: May 15, 2023 1:09 PM

To: clerk@hamilton.ca; Office of the Mayor <Officeofthe.Mayor@hamilton.ca>; Wilson, Maureen <Maureen.Wilson@hamilton.ca>; Kroetsch, Cameron <Cameron.Kroetsch@hamilton.ca>; Nann, Nrinder <Nrinder.Nann@hamilton.ca>; Hwang, Tammy <Tammy.Hwang@hamilton.ca>; Francis, Matt <Matt.Francis@hamilton.ca>; Jackson, Tom <Tom.Jackson@hamilton.ca>; Pauls, Esther <Esther.Pauls@hamilton.ca>; Danko, John-Paul <John-Paul.Danko@hamilton.ca>; Clark, Brad <Brad.Clark@hamilton.ca>; Beattie, Jeff <Jeff.Beattie@hamilton.ca>; Tadeson, Mark <Mark.Tadeson@hamilton.ca>; Cassar, Craig <Craig.Cassar@hamilton.ca>; Wilson, Alex <Alex.Wilson@hamilton.ca>; Spadafora, Mike <Mike.Spadafora@hamilton.ca>; McMeekin, Ted <Ted.McMeekin@hamilton.ca>

Subject: my voice to council

As a resident of Hamilton, Ontario, I believe it's crucial that we prioritize growth within our pre-2022 boundaries, especially in areas where transit infrastructure already exists. This approach allows us to make the most of our existing resources and minimize the strain on our infrastructure.

To achieve this, we should promote density within our urban neighborhoods. This means removing rigid site restrictions and minimum parking regulations that may hinder development and discourage the efficient use of space. By encouraging denser development, we can create vibrant and sustainable communities.

Furthermore, it's imperative that we protect our finite and fragile farmland. Before any construction projects begin on expansion lands, we should ensure that no shovels hit the ground until after the next election. This gives us an opportunity to thoroughly assess the impact on our agricultural resources and make informed decisions.

To address the financial aspects of growth, we need to understand who will bear the costs. I propose commissioning a report, similar to the one conducted in Ottawa, to identify how growth on expansion lands will be funded. This will help us develop a sustainable and equitable approach to financing growth.

Additionally, we must focus on getting existing approved projects built. It's crucial to streamline the development process and remove any barriers that may prevent the timely completion of these projects. By doing so, we can take advantage of the opportunities that have already been identified and approved.

In order to promote affordable housing, we should incentivize and support the development of affordable laneway housing. This type of housing can provide more affordable options within existing urban areas while making efficient use of underutilized spaces. By creating incentives and removing regulatory hurdles, we can encourage the construction of these affordable housing options.

To ensure a diverse range of affordable housing options, purpose-built rentals, and public investment in housing, we need to explore innovative strategies. It's unfortunate that there is currently no federal support for housing away from transit. Therefore, we must work with other levels of government, private organizations, and community stakeholders to develop creative solutions and secure the necessary funding for housing initiatives.

By addressing these topics and actively engaging in the conversation, we can work towards a more sustainable and inclusive future for Hamilton, Ontario.

Pilon, Janet

Subject: I support Hamilton Council

From: Lyn Folkes

Sent: May 15, 2023 4:08 PM

To: clerk@hamilton.ca; Office of the Mayor <Officeofthe.Mayor@hamilton.ca>; Wilson, Maureen <Maureen.Wilson@hamilton.ca>; Kroetsch, Cameron <Cameron.Kroetsch@hamilton.ca>; Nann, Nrinder <Nrinder.Nann@hamilton.ca>; Hwang, Tammy <Tammy.Hwang@hamilton.ca>; Francis, Matt <Matt.Francis@hamilton.ca>; Jackson, Tom <Tom.Jackson@hamilton.ca>; Pauls, Esther <Esther.Pauls@hamilton.ca>; Danko, John-Paul <John-Paul.Danko@hamilton.ca>; Clark, Brad <Brad.Clark@hamilton.ca>; Beattie, Jeff <Jeff.Beattie@hamilton.ca>; Tadeson, Mark <Mark.Tadeson@hamilton.ca>; Cassar, Craig <Craig.Cassar@hamilton.ca>; Wilson, Alex <Alex.Wilson@hamilton.ca>; Spadafora, Mike <Mike.Spadafora@hamilton.ca>; McMeekin, Ted <Ted.McMeekin@hamilton.ca>

Subject: I support Hamilton Council

Dear Hamilton Council members,

I live in Ward 8 in Hamilton with my family of four, and we run a private but very small construction firm to eek out a modest living in Ontario -- where the cost of everything seems to have doubled since the pandemic. Our family can't afford to pay for the province's poor development strategy that favours the rich at the expense of the average taxpayer in Hamilton.

Myself and my family all support the much more progressive growth strategy of our current Hamilton Council. We are so excited and impressed to have a knowledgeable Council that engages with us so well, and clearly wants to do what is best for the public today -- what is necessary in this less predictable and changing world to maintain a livable and peaceful space for us all. Thank you from the bottom of my heart - my husband and I do worry very much about our children's future here in Ontario.

My own experience with the provincial government has been nothing short of terrorizing, constantly stressful and being completely ignored. I feel like they are laughing at my struggles to be heard most of the time and I continue to be baffled at how fast Premier Ford seems to be able to undermine our democracy in Ontario! It's absolutely shocking. My children are losing hope for their future quickly and wondering if they'll be able to make a decent living with costs rising so fast.

Premier Ford's development schemes are harmful to us all. And I say "schemes" instead of "plans" because he has been a dishonest leader to me as he breaks promises on Greenbelt preservation and excludes me from participating in my own province's future - it's dictatorial through and through! But what really stymies me is how this was allowed to happen in what was a democratic province that stood for everything Canadian??

Someone has to stand up to this terrible government and put them in their place, and quickly! Premier Ford is very hypocritical in saying that Prime Minister Trudeau can't tell him what to do -- but then he orders good elected leaders of municipalities around like their his puppets! It's so ludicrous, I just can't believe this could happen in Ontario! Premier Ford is not on the public's side and he does not speak for me or my family, or my large extended family for that matter (most of whom live in Ontario).

I support Hamilton Council 100% to lead our city into the future. We should not let anyone stand in our way of true progress. I will help how I can and will see you at the virtual meeting tonight.

Please promote growth within our existing boundaries only, where transport and services are already present. My son's can't afford to live or buy a house in the country - they may never be able to afford it! Only rich people can, and they would be destroying our lives in the process. There's nothing good or useful about the province's boundary expansion except to make rich people more rich -- and at our expense! I'm SO ANGRY!!!

We can't afford to treat wealthy people! We have no benefits or pension and have worked incredibly hard all our lives not to be a burden on the taxpayer. We take care of ourselves and happily pay our taxes on time but we don't want our taxes paying for unwanted, unnecessary bad development plans for housing or highways or excess gravel pits, etc...

The province makes very bad choices to support rich companies at our peril, and it's not just their housing strategies that will fail as well as bankrupt us. Premier Ford wants to build nuclear power plants in our cities instead of investing in renewable power which is all we need today. Professor Mark Jacobson in the US has audited Ontario in detail and says we can't succeed if we depend on nuclear or traditional fossil fuel energy sources. Nuclear plants are exorbitantly expensive and can't be operational fast enough to help our society combat the climate emergency effectively in any way! Yet the province continues down this destructive path for Ontario. It scares me to death. We've already been over-charged for energy here for years - now it will only get worse!??

We can't trust this provincial government at all - they only seem capable of making poor choices -- and that's because they aren't making their choices to support the people of Ontario. They are supporting developers and that means they aren't doing their job as politicians! The courts should stop them dead in their tracks as far as I'm concerned. Why haven't they been stopped? They are doing illegal things like excluding the public from participation on our own development future. We pay the Premier's income and he's allowed to ignore us? It's incredibly unbelievable that this is happening in Ontario today!

I believe very strongly in what the SSHO group advocates - which supports the municipal government's direction too. See below for a list that SSHO published online. It all makes such perfect sense.

All the stress and pain in my life currently is caused by the province walking all over our democratic rights in Ontario. We can't let them continue --what freedom will be stolen from us next??! This is cause for a "provincial Freedom Rally" - our freedom is being stolen today from our own leaders. I've written SO MANY letters, attended SO MANY rallies, donated SO MUCH to support democracy in Ontario -- it makes me want to cry that no one's acting harder on this who has the power to make better change!

This is serious but people seem to take our freedom for granted too much - we're losing it with Ford at the helm dictating destructive ideas to get rich personally. We all know it. We have to fight it.

Anything our family can do to help, please ask. A big thank you to all our good councillors in Hamilton today! I'm sorry the atmosphere for progress isn't easier for you and our great city of Hamilton.

Sincerely and with sadness for the current state of Ontario politics,
Lyn Folkes and family

SSHO's ideas that I support and questions that need answering, from a letter they sent to the public:

- Let's prioritize growth within our pre-2022 boundaries where transit exists.
- Let's promote density within existing urban neighbourhoods, removing **rigid** site restrictions and minimum parking regulations.
- Let's ensure NOT ONE SHOVEL IN THE GROUND before the next election on our finite, fragile farmland.
- WHO will pay for growth on expansion lands? We need a report like the one [Ottawa](#) did.
- Let's get existing approvals built!
- Let's incentivize and promote affordable laneways
- HOW can we ensure affordable options, purpose built rentals, and public investment in Housing? There is NO federal support for housing away from transit.



To: Chairs and Members of Boards of Health
 Medical Officers of Health and Associate Medical Officers of Health
 alPHA Board of Directors
 Presidents of Affiliate Organizations

From: Loretta Ryan, Executive Director

Subject: *alPHA Resolutions for Consideration at the June 13, 2023 Annual General Meeting*

Date: May 9, 2023

Please find enclosed a package of the resolutions to be considered at the Resolutions Session taking place following the 2023 Annual General Meeting (AGM) and important information on voting procedures.

Five resolutions were received prior to this year's April 21 deadline, and these have been reviewed by the alPHA Executive Committee and recommended to go forward for discussion at the Resolutions Session.

NOTE ON LATE RESOLUTIONS:

Late resolutions are not reviewed by the Executive Committee and are subject to additional procedures for consideration of late resolutions. Please note that any late resolutions received by alPHA will be added to the online version of the attached Resolutions for Consideration document as they come in to allow for review in advance.

Late resolutions will only be debated at the AGM if time allows and if delegates agree to consider these by a two-thirds majority vote. Please be reminded that such resolutions are otherwise subject to the same criteria as all other submitted resolutions, including the requirement that it be sponsored by a recognized alPHA Committee and not an individual acting alone. Please see the "[Procedural Guidelines for alPHA Resolutions](#)" for more details.

IMPORTANT NOTE FOR VOTING DELEGATES:

Members must register to vote at the Resolutions Session by filling out the attached registration form, wherein member Health Units must indicate who they are designating as voting delegates and which delegates will require a proxy vote.

Eligible voting delegates include Medical Officers of Health, Associate Medical Officers of Health, Acting Medical Officers of Health, members of a Board of Health and senior members in any of alPHA's Affiliate Member Organizations. Each delegate will be voting on behalf of their health unit and only one proxy vote

is allowed per person, up to the maximum total allocated per health unit (please see the table below).

The completed registration form must be received by Melanie Dziengo (communications@alphaweb.org) no later than 4:30 pm on June 6, 2022.

If you have any questions on the above, please contact Loretta Ryan, Executive Director, loretta@alphaweb.org / 416-595-0006, x 222.

Enclosures:

Resolutions Voting Registration Form

Number of Resolutions Votes Allocated per Health Unit

2023 Resolutions for Consideration



480 University Avenue, Suite 300
 Toronto ON M5B 1J3
 Tel: (416) 595-0006
 E-mail: info@alphaweb.org

Providing leadership in public health management

**2023 ALPHA Annual General Meeting
 Resolutions Session
 REGISTRATION FORM FOR VOTING**

Health Unit _____

Contact Person & Title _____

Phone Number & E-mail _____

Name(s) of Voting Delegate(s):

<u>Name and email address</u>	Proxy* (Check this box if the person requires a proxy voting card. Only one proxy is allowed per delegate.)	Is this person registered to attend the ALPHA Annual Conference? (Y/N)
1.		
2.		
3.		
4.		
5.		
6.		
7.		
8.		
9.		
10.		

* Each voting delegate may carry their own vote plus one proxy vote for an absent delegate. For any health unit, the total number of regular plus proxy votes cannot exceed the total number of voting delegates allotted to that health unit.

Please email this form to Melanie Dziengo (communications@alphaweb.org) by 4:30 pm on June 6, 2023.

2023
Allocation of Votes: alPHa Resolutions

Health Unit	Population	Voting Delegates
Toronto*	2,794,356	20
POPULATION OVER 400,000		
Durham	696,992	7
Halton	596,637	
Hamilton	569,353	
Middlesex-London	500,563	
Niagara	477,941	
Ottawa	1,017,449	
Peel	1,451,022	
Simcoe-Muskoka	599,843	
Waterloo	587,165	
Windsor Essex**	422,860	
York	1,173,334	
POPULATION OVER 300,000		
Wellington-Dufferin-Guelph**	307,283	6
POPULATION OVER 200,000		
Eastern Ontario	210,276	5
Kingston, Frontenac, Lennox and Addington	206,962	
Southwestern**	216,533	
Sudbury**	202,431	
POPULATION UNDER 200,000		
Algoma	112,764	4
Brant	144,937	
Chatham-Kent	104,316	
Grey Bruce	174,301	
Haldimand-Norfolk	116,706	
Haliburton, Kawartha, Pine-Ridge	189,183	
Hastings-Prince Edward	171,450	
Huron Perth	142,931	
Lambton	128,154	
Leeds, Grenville and Lanark	179,830	
North Bay-Parry Sound	129,362	
Northwestern	77,338	
Peterborough	147,681	
Porcupine	81,188	
Renfrew	107,522	
Thunder Bay	152,885	
Timiskaming	32,394	

* total number of votes for Toronto endorsed by membership at 1998 Annual Conference

** denotes health units that have moved into a different allocation category based on latest census data



Resolutions for Consideration 2023

**Resolutions Session
2023 Annual General Meeting
Tuesday, June 13, 2023**

Resolution #	Title	Sponsor	Page
A23-01	Constitutional Amendment on Voting Delegates Allocation	alPHa Board of Directors	3
A23-02	Toward a Renewed Smoking and Nicotine Strategy in Ontario	Simcoe Muskoka	5
A23-03	Improving Indoor Air Quality to Prevent Infections and Promote Respiratory Health	Peterborough Public Health / Niagara Region Public Health	24
A23-04	Ending Underhousing and Homelessness in Ontario	alPHa Boards of Health Section	26
A23-05	Monitoring Food Affordability in Ontario and Inadequacy of Social Assistance Rates	Ontario Dietitians in Public Health	27

RESOLUTION A23-01

TITLE: Constitutional Amendment on Voting Delegates Allocation

SPONSOR: alPHa Board of Directors

WHEREAS article 8.5 of the Constitution of the Association of Local Public Health Agencies specifies the total number of voting delegates based upon the population served by the member local official health agency as follows: *under 200,000 – 4; 200,000 - 300,000 – 5; 300,001 - 400,000 – 6; over 400,000 – 7; Toronto 20*; and

WHEREAS the most recent change to this allocation was the passage of an amendment to the alPHa Constitution in 1998 to assign 20 delegates to the newly amalgamated City of Toronto, which incorporated former municipalities of East York, Etobicoke, North York, Scarborough and York; and

WHEREAS further amalgamations, public health unit mergers, and population growth have substantially altered the distribution and size of the population of Ontario since that time; and

WHEREAS the composition of the alPHa membership has changed substantially as a result, with the number of public health units reduced from 44 to a current total of 34; and

WHEREAS according to the 2021 Census, 34 public health units are serving over 3 million more Ontarians in total than 44 were serving in 1998; and

WHEREAS the data on population sorted by health region from the 2021 Canada Census of Population have been published; and

WHEREAS these data show that populations have changed sufficiently that four public health units have moved into a higher vote allocation category; and

WHEREAS these data show that populations have changed sufficiently that three public health units categorized in the “more than 400,000” allocation category now have populations in excess of 1 million;

NOW THEREFORE BE IT RESOLVED that the Association of Local Public Health Agencies approve the creation of a new allocation category, namely “Population More Than 1,000,000”;

AND FURTHER that each member public health unit in this category be allocated a total of eight (8) voting delegates, as follows:

POPULATION VOTING DELEGATES

Under 200,000	4	Over 400,000	7
200,000 - 300,000	5	Over 1,000,000	8
300,001 - 400,000	6	Toronto	20

BACKGROUND – A23-1

PROPOSED Allocation: If resolution A23-1 is passed, this will take effect for the 2023-24 cycle.



Allocation of Votes: alPHa Resolutions

Health Unit	Population	Voting Delegates
TORONTO	2,794,356	20
POPULATION OVER 1,000,000		
Ottawa	1,017,449	8
Peel	1,451,022	
York	1,173,334	
POPULATION OVER 400,000		
Durham	696,992	7
Halton	596,637	
Hamilton	569,353	
Middlesex-London	500,563	
Niagara	477,941	
Simcoe-Muskoka	599,843	
Waterloo (587,165)	587,165	
Windsor Essex – moved up from >300K	422,860	
POPULATION OVER 300,000		
Wellington-Dufferin-Guelph	307,283	6
POPULATION OVER 200,000		
Eastern Ontario	210,276	5
Kingston, Frontenac, Lennox and Addington	206,962	
Southwestern	216,533	
Sudbury	202,431	
POPULATION UNDER 200,000		
Algoma	112,764	4
Brant	144,937	
Chatham-Kent	104,316	
Grey Bruce	174,301	
Haldimand-Norfolk	116,706	
Haliburton, Kawartha, Pine-Ridge	189,183	
Hastings-Prince Edward	171,450	
Huron Perth	142,931	
Lambton	128,154	
Leeds, Grenville and Lanark	179,830	
North Bay-Parry Sound	129,362	
Northwestern	77,338	
Peterborough	147,681	
Porcupine	81,188	
Renfrew	107,522	
Thunder Bay	152,885	
Timiskaming	32,394	

RESOLUTION A23-02

TITLE: Toward a Renewed Smoking and Nicotine Strategy in Ontario

SPONSOR: Simcoe Muskoka District Health Unit (SMDHU)

WHEREAS commercial tobacco use remains the leading preventable cause of death and disease in Ontario and Canada; and

WHEREAS the direct and indirect financial costs of tobacco smoking are substantial and were estimated at \$7 billion in Cancer Care Ontario and Public Health Ontario's 2019 report The Burden of Chronic Diseases in Ontario; and

WHEREAS the prevalence of cigarette smoking among Ontarians aged 15 years and older in 2020 was 9.9%, amounting to 1,222,000 people; and

WHEREAS the commercial tobacco control landscape has become more complex with the rapid rise of vaping among youth, as well as the concerning prevalence of waterpipe and cannabis smoking; and

WHEREAS the membership previously carried [resolution A21-1](#) proposing policy measures to address youth vaping for implementation at the provincial and federal levels, several of which have yet to be implemented; and

WHEREAS the membership previously carried [resolution A17-5](#) recommending that the provincial tobacco control strategy be aligned with the tobacco endgame in Canada; and

WHEREAS Ontario and Canada have made great strides in commercial tobacco control in Ontario, which are now endangered by the lack of a provincial strategy and infrastructure to support its continuation; and

WHEREAS disproportionate commercial tobacco and nicotine use and associated health burdens exist among certain priority populations;

NOW THEREFORE BE IT RESOLVED that the Association of Local Public Health Agencies write to the Ontario Minister of Health recommending that a renewed and comprehensive smoking and nicotine strategy be developed with the support of a multidisciplinary panel of experts;

AND FURTHER that the Association of Local Public Health Agencies recommend that, in the development of a target for such a provincial strategy, the expert panel examine the sufficiency and inclusiveness of Canada's Tobacco Strategy target of less than 5% commercial tobacco use by 2035 with respect to all nicotine delivery products;

AND FURTHER that the Association of Local Public Health Agencies recommend that the pursuit of health equity be foundational to such a provincial strategy;

AND FURTHER that a copy be sent to the Chief Medical Officer of Health of Ontario.

BACKGROUND:

TOWARD A RENEWED COMMERCIAL TOBACCO AND NICOTINE STRATEGY IN ONTARIO

1. Commercial Tobacco

Canada has made great strides in commercial tobacco¹ control, and Ontario has until recent years been a leader among our provinces and territories, having made tremendous progress in decreasing smoking rates and in turn the negative health outcomes of smoking. Smoking prevalence among Canadians and Ontarians 15 years and older have dropped from 25% and 23%, respectively, in 1999 down to around 10% in 2020.¹ This decrease is representative of a remarkable downward trend nationally and provincially that appear to be on track to reach the endgame goal of less than 5% tobacco use by 2035, a target adopted by the federal government in Canada's Tobacco Strategy² and previously recommended for adoption in Ontario³. The recent Report of the First Legislative Review of the *Tobacco and Vaping Products Act* elaborates on this trend, noting that "declines in the number of young persons who smoke played an important role in declining prevalence rates overall; smoking rates among Canadians aged 15-19 are currently at an all-time low."⁴

However, it is crucial to note that this progress was achieved over decades, with explicit commercial tobacco control strategies in place to guide tobacco control research, policy development, and policy implementation; all this work was also undergirded by a robust infrastructure. Recent examples of progress in the federal policy arena include the implementation of policies around plain and standardized packaging for commercial tobacco products and enhanced package health warnings, as well as a ban on flavours in cigarettes and most cigars. Provincially, Ontario has strengthened its commercial tobacco contraband measures.

While Canada retains a strategy, Ontario is now operating without one—and there is still much work to be done: Tobacco use remains the leading preventable cause of death and disability in Canada,^{5,6} killing approximately 48,000 Canadians each year,² of which nearly 17,000 are Ontarians.⁷ The Ontario Public Health Standards' *Tobacco, Vapour and Smoke Guideline, 2021* states that "[e]very day tobacco kills more Ontarians than alcohol, illegal drugs, accidents, suicides and homicides combined. People who use tobacco are more likely to go to the hospital and stay longer. They are also likely to die younger."⁸ The economic burden is similarly immense: While updated data on the economic burden of tobacco use is needed, 2017 data indicated health care costs of \$6.1 billion and overall costs of \$12.3 billion nationally.⁹ In Ontario, a separate report determined the overall annual economic burden of tobacco smoking to be around \$7 billion, exceeding that of alcohol consumption, physical inactivity, or unhealthy eating, taken separately.¹⁰

2. Vaping

The landscape of commercial tobacco and nicotine products has become more complex with the advent of vaping products containing nicotine, which includes electronic cigarettes (e-cigarettes), the primary users of which are youth. Vaping is the "act of inhaling and exhaling an aerosol produced by a vaping product, such as an electronic cigarette."¹¹ Most vaping devices use electrical power from a battery to heat a liquid solution to produce an aerosol that is breathed in by the user through the mouthpiece. Most vaping liquids contain nicotine, the levels of which range from very low to more than what is found in a typical tobacco cigarette, together with flavouring compounds that are dissolved in a liquid mixture

¹ Commercial tobacco is distinct from traditional or ceremonial use of tobacco by Indigenous peoples. In the implementation and enforcement of the *Smoke-Free Ontario Act, 2017*, the Ministry of Health protects the use of tobacco by Indigenous peoples and communities when used for traditional or ceremonial purposes.

composed typically of propylene glycol and/or glycerol (i.e., vegetable glycerin).¹¹ Some vaping liquids also contain cannabis.¹²

National data from 2021 indicates that 13% of adolescents aged 15 to 19 years and 17% of young adults aged 20 to 24 years in Canada reported having vaped at least once during the 30-day period before the survey, compared with 4% of adults aged 25 or older.¹³ Provincially, there has been a meteoric rise in youth vaping rates in recent years: According to the Ontario Student Drug and Health Survey, grade 7–12 students who reported used vaping products in the past year doubled from 11% in 2017 to 23% in 2019, with 13%—representing approximately 105,600 students—vaping weekly or daily.¹⁴ These rates are particularly alarming among students in higher grades: The 2019 survey indicated that 35% of students in grade 12 vaped in the past year, of which 21% were vaping weekly or daily.¹⁴ Moreover, among students who vaped in the past year, those who reported using a nicotine-containing product doubled from 28% in 2017 to 56% in 2019.¹⁴ The more recent 2021 survey noted a decrease of past-year vaping among students to 15%. However, those who reported using a nicotine-containing product increased further to 84%, implying that the overall percentage of students vaping nicotine-containing products remained approximately the same as in 2019. There are several challenges to interpretation of the 2021 survey results. For example, the change to an online mode of questionnaire delivery for 2021 led to dramatically decreased response rates that may impact the provincial representativeness of the results.¹⁵ The report also indicates that “because of the significant changes to the methodology in 2021, caution is warranted when comparing these estimates with those from previous OSDUHS cycles.”¹⁵ More broadly, both the COVID-19 pandemic as well as changes to the federal and provincial regulatory and policy environments since 2019 have likely impacted the prevalence of youth vaping; however, longitudinal assessments have been disrupted by the pandemic and therefore the extent of impacts is unknown. Further monitoring, data collection and evaluation is needed to understand the impact of these changes and events on adolescent vaping initiation, escalation, and overall prevalence.

Regardless of the method of delivery, the highly addictive effects of nicotine are fundamentally the same, and may have particularly insidious effects on the developing brains of youth.^{16,17} Although vaping products have been advertised in part as a harm reduction and smoking cessation product that may reduce health risks and possibly save lives for people who smoke, with some evidence to support this claim,^{18,19} there has been no discernible population-level change in smoking cessation rates since vaping products entered the market.²⁰ Therefore, any individual-level efficacy of vaping products as a smoking cessation tool does not appear to translate to population-level impact. Furthermore, the vast majority of uptake has been among youth without a smoking history. In fact, among those who reported having vaped in the past 30 days, a majority (61%) of youth aged 15 to 19 and more than one-quarter (27%) of young adults aged 20 to 24 had never tried a tobacco cigarette in their life, which suggests that the majority of youth are not using vaping devices to reduce or quit smoking.¹³ Therefore, the current evidence around the benefits of vaping products for the purpose of smoking cessation, while still evolving, is not of relevance to youth. In contrast, the evidence to date around the harms of vaping is becoming increasingly clear; in particular, people who vape but do not smoke are on average around three times more likely than those who do not vape to initiate cigarette smoking,^{21,22} lending credence to the concern of a gateway effect. Additional evidence of harms from vaping includes the following:

- A variety of substances known to be toxic, carcinogenic, or cause disease have been identified in vaping products.²³
- Intentional or accidental exposure to nicotine e-liquids can lead to poisoning, which can be lethal, with a significant number of accidental poisonings occurring in children under the age of six.²¹
- Vaping can cause burns and injuries, which can be lethal.²¹
- Vaping can cause respiratory disease in the form of E-cigarette or Vaping Use-Associated Lung Injury (EVALI).²¹
- Vaping can lead to seizures.²¹

- Vaping products contribute to environmental waste.²¹

Moreover, there are differences between vaping and smoking dependence that may impact attempts to quit, including the greater variability in vaping products compared to cigarettes, the discreteness and convenience of vaping, and the greater social acceptability of vaping among youth.²⁴ To address the rise of vaping, Ontario has required retail registration with local public health units for sale of flavoured vaping products (except mint-menthol or tobacco flavours), restricted sale of flavoured products (except mint-menthol and tobacco flavours) to specialty vape stores, banned sale of vaping products in several public premises, and banned their use in most public premises, though with notable exceptions such as post-secondary institutions. There are also several promising local and regional campaigns such as “[Not an Experiment](#)”²⁵ aiming to raise awareness among youth, parents, and educators about the risks of vaping. However, more control measures and interventions, as well as evaluation of their effectiveness, are needed to protect youth from the harms of both vaping as well as all future commercial nicotine delivery products.

3. Waterpipe smoking

Also referred to as “shisha” or “hookah”, waterpipe smoking involves smoking a heated tobacco or non-tobacco “herbal” product.²⁶ Its increase in prevalence globally may be explained in part by misconceptions of lesser harm relative to other forms of tobacco smoking, its social nature, and the availability of various flavours and nicotine-free products.²⁶ However, waterpipe smoking of both tobacco and non-tobacco products results in inhalation of various carcinogens and toxins, and results in similar negative health effects to cigarette smoking.²⁶ Moreover, while the *Smoke-Free Ontario Act, 2017* prohibits the use of tobacco in waterpipes in restaurants and bar patios, the use of non-tobacco products in waterpipes is still permitted, impacting not only waterpipe smokers but also the public through secondhand and thirdhand smoke.²⁶

4. Cannabis smoking

Cannabis, which can be consumed by various means including smoking, vaping, and ingestion, refers to all products derived from the *Cannabis sativa* plant, and can consist of up to approximately 540 different chemical substances, among which the main psychoactive constituent is tetrahydrocannabinol (THC).²⁷ The federal *Cannabis Act* came into force in October 2018, resulting in legalization and regulation of production, distribution, sale, import, export, and possession of cannabis for adults of legal age.²⁸ The 2021 Canadian Cannabis Survey indicates that approximately 25% of Canadians have reported using cannabis in the past 12 months, of whom 74% reported smoking as one method of cannabis consumption.¹² In addition to an array of health effects associated with cannabis consumption, smoked cannabis in particular can increase risk of bronchitis, lung infections, and chronic cough.²⁹ The *Smoke-Free Ontario Act, 2017* prohibits the smoking of cannabis in enclosed workplaces, enclosed public places, and other designated places.

5. Ontario’s commercial tobacco and nicotine control landscape

Despite concerted efforts through research and reports providing evidence-informed recommendations towards a “tobacco endgame” culminating in the *Smoke-Free Ontario Modernization* report in 2017,³ there has been limited incorporation of these recommendations into the province’s approach to commercial tobacco and nicotine control.³⁰ For example, actions to increase the cost of commercial tobacco products through tax and other pricing policies have been limited; Ontario continues to have the second lowest retail price and total tobacco tax for tobacco products in Canada.^{31,32} Moreover, among the many programs and services that have been lost during the COVID-19 pandemic, commercial tobacco and nicotine prevention, protection, and cessation programs have been significantly impacted. Indeed, the

broader commercial tobacco control infrastructure in Ontario has declined substantially both before and during the pandemic, a decline that is closely tied to the loss of a provincial strategy. With the loss of the Smoke-Free Ontario Strategy, the following crucial infrastructure has been lost: the Smoking and Health Action Foundation, the Leave the Pack Behind program, the Youth Advocacy Training Institute as well as the associated youth advocacy programming, the Program Training and Consultation Centre, funding to public health units for youth and young adults as staff, Smokers' Helpline telephone counselling, Registered Nurses Association of Ontario special projects for tobacco control, Heart & Stroke Foundation of Ontario mass media campaigns, and provincial mass media campaigns. In addition, provincial funding has been reduced for monitoring, research, and evaluation, which has impacted the activities of organizations such as the Ontario Tobacco Research Unit. Funding from other sources such as NGOs has also been lost for organizations such as the Ontario Campaign for Action on Tobacco. Furthermore, many stakeholder engagement opportunities at the provincial level, such as through the Tobacco Control System Committee, the Youth Prevention Task Force, the Communications and Marketing Advisory Committee, the Protection and Enforcement Task Force, the Research and Evaluation Task Force, the Capacity Building and Training Task Force, and monthly calls between Tobacco Control Area Networks and Ministry staff, have been discontinued. Finally, organizations such as Public Health Ontario have had a reduced focus on commercial tobacco and nicotine as an inevitable consequence of the significant resources that have been committed to combatting the COVID-19 pandemic, although their recent re-engagement in this area is inspiring.

These setbacks are compounded by ongoing inequities in the health impacts of tobacco and nicotine use among certain populations. Smoking is a socioeconomically stratified behaviour, as evidenced by decreasing prevalence rates with increasing education.³³ Disproportionate commercial tobacco and nicotine use and associated health burdens exist among Indigenous populations, members of the LGBTQ2S+ community, low-income populations, people with less formal education, people working in certain occupations (e.g., trades), individuals with mental health needs, individuals who use other substances, and incarcerated individuals.^{2,9,31,34} Moreover, while reaching less than 5% tobacco use by 2035 may be possible with current strategies, such a target on its own does not sufficiently address this disproportionate burden among these populations. When addressing such health inequities among Indigenous peoples, it is also important to take a culturally safe approach that distinguishes between commercial tobacco use and traditional or ceremonial use of tobacco.

6. Examining the policy options

In late 2022, the Simcoe Muskoka District Health Unit (SMDHU) performed a brief jurisdictional scan focusing on recently implemented commercial tobacco and nicotine control policies (see Appendix A) and explored the grey literature to both identify existing policies at the federal and provincial levels, as well as determine some of the priority areas for action for a renewed smoking and nicotine strategy. SMDHU also conducted a conversation with key informants, the key points of which were summarized through the lens of an adapted version of the World Health Organization's MPOWER framework² (see Appendix B).³⁶

Given the relative recency of vaping as a phenomenon, evidence is emerging related to the effectiveness of interventions to reduce vaping^{23,37-41} as well the cost-effectiveness of doing so.⁴² Lessons learned from interventions used to combat commercial tobacco use may also be applied to address vaping.⁴⁰ However, evaluation will be needed to confirm effectiveness. There have already been a variety of effective

² The World Health Organization Framework Convention on Tobacco Control (FCTC) is a legally binding international health treaty on tobacco control, which 182 countries including Canada have ratified.³⁵ To help countries reduce demand for tobacco, the WHO developed the MPOWER measures: Monitor tobacco use and prevention policies; Protect people from tobacco smoke; Offer help to quit tobacco use; Warn about the dangers of tobacco; Enforce bans on tobacco advertising, promotion and sponsorship; and Raise taxes on tobacco.³⁶

commercial tobacco and nicotine control interventions implemented in Ontario and other Canadian jurisdictions over the years, but a coordinated, comprehensive, multi-level, evidence-informed, and enduring strategy is needed to achieve the target of less than 5% tobacco use by 2035. Such a strategy would continue to be informed by evidence and focus on the traditional pillars of prevention, cessation, and protection, as well as industry denormalization and engagement of disproportionately impacted groups such as First Nations, Inuit and Métis (FNIM) organizations and communities.^{3,9,34,43,44} However, for such a strategy to work, there must be provincial and federal commitments to strong regulations around all alternative methods of nicotine delivery. In particular, the Council of the Chief Medical Officers of Health has recommended a “broad regulatory approach to all alternative methods of nicotine delivery (i.e. other than tobacco products) that offers strong youth protection while allowing appropriate access for adult who smoke to products if they are proven effective in decreasing or stopping the use of all nicotine-containing products.”⁴⁵

7. Conclusion

Despite significant progress in commercial tobacco control, the health and economic burdens of tobacco-related disease in Canada remain unconscionably high. Moreover, vaping, waterpipe smoking, and cannabis smoking have added further complexity to the smoking and nicotine control landscape that risks undoing the tremendous progress that has been made. A coordinated, comprehensive, and enduring provincial smoking and nicotine control strategy is needed to save lives, protect young minds, reduce health inequities, and save money.

References

1. Reid J, Burkhalter R, Rynard V, Hammond D. Tobacco Use in Canada: Patterns and Trends, 2022 Edition [Internet]. Waterloo, ON: University of Waterloo; 2022. Available from: https://uwaterloo.ca/tobacco-use-canada/sites/ca.tobacco-use-canada/files/uploads/files/tobacco_use_in_canada_2022_4.pdf
2. Health Canada. Canada's Tobacco Strategy [Internet]. 2018 [cited 2022 Dec 7]. Available from: <https://www.canada.ca/en/health-canada/services/publications/healthy-living/canada-tobacco-strategy.html>
3. Smoke-Free Ontario Executive Steering Committee. Smoke-Free Ontario Modernization: Report of the Executive Steering Committee [Internet]. 2017 Aug [cited 2022 Dec 7]. Available from: https://www.simcoemuskokahealth.org/docs/default-source/hu-library/reports/sfo_modernization_esc_report.pdf?sfvrsn=0
4. Health Canada. Report of the First Legislative Review of the Tobacco and Vaping Products Act [Internet]. 2022 Dec [cited 2022 Dec 11]. Available from: <https://www.canada.ca/en/health-canada/programs/consultation-legislative-review-tobacco-vaping-products-act/final-report.html>
5. Murray CJL, Aravkin AY, Zheng P, Abbafati C, Abbas KM, Abbasi-Kangevari M, et al. Global burden of 87 risk factors in 204 countries and territories, 1990–2019: a systematic analysis for the Global Burden of Disease Study 2019. *The Lancet*. 2020 Oct;396(10258):1223–49.
6. Ontario Agency for Health Protection and Promotion (Public Health Ontario). Ontario Tobacco Monitoring Report 2018 [Internet]. Toronto, ON: Queen's Printer for Ontario; 2019. Available from: <https://www.publichealthontario.ca/-/media/documents/T/2019/tobacco-report-2018.pdf>
7. Ontario Health and Ontario Agency for Health Protection and Promotion (Public Health Ontario). Burden of Health Conditions Attributable to Smoking and Alcohol by Public Health Unit in Ontario. Toronto, ON: King's Printer for Ontario; 2023.
8. Ontario Ministry of Health. Tobacco, Vapour and Smoke Guideline, 2021 [Internet]. 2021 Jun [cited 2023 Jan 4]. Available from: https://www.health.gov.on.ca/en/pro/programs/publichealth/oph_standards/docs/protocols_guidelines/Tobacco_Vapour_and_Smoke_Guideline_2021.pdf
9. Canadian Public Health Association. Tobacco and Vaping Use in Canada: Moving Forward [Internet]. 2021 May. Available from: <https://www.cpha.ca/sites/default/files/uploads/policy/positionstatements/2021-05-31-tobacco-vaping-e.pdf>
10. CCO and Ontario Agency for Health Protection and Promotion (Public Health Ontario). The burden of chronic diseases in Ontario: key estimates to support efforts in prevention. Toronto, ON: Queen's Printer for Ontario; 2019.
11. Health Canada. About vaping [Internet]. 2018 [cited 2023 Jan 4]. Available from: <https://www.canada.ca/en/health-canada/services/smoking-tobacco/vaping.html>
12. Health Canada. Canadian Cannabis Survey 2021: Summary [Internet]. 2021 [cited 2023 Mar 9]. Available from: <https://www.canada.ca/en/health-canada/services/drugs-medication/cannabis/research-data/canadian-cannabis-survey-2021-summary.html>

13. Statistics Canada. The Daily — Canadian Tobacco and Nicotine Survey, 2021 [Internet]. 2022 [cited 2022 Dec 7]. Available from: <https://www150.statcan.gc.ca/n1/daily-quotidien/220505/dq220505c-eng.htm>
14. Boak A, Elton-Marshall T, Mann RE, Hamilton HA. Drug use among Ontario students, 1977-2019: Detailed findings from the Ontario Student Drug Use and Health Survey (OSDUHS) [Internet]. Toronto, ON: Centre for Addiction and Mental Health; 2020 [cited 2023 Jan 28]. Available from: <http://doi.apa.org/get-pe-doi.cfm?doi=10.1037/e506452014-001>
15. Boak A, Elton-Marshall T, Hamilton HA. The Well-Being of Ontario Students: Findings from the 2021 Ontario Student Drug Use and Health Survey [Internet]. Toronto, ON: Centre for Addiction and Mental Health; 2022 [cited 2023 Jan 28]. Available from: <https://www.camh.ca/-/media/files/pdf---osduhs/2021-osduhs-report-pdf.pdf>
16. U.S. Department of Health and Human Services. E-Cigarette Use Among Youth and Young Adults: A Report of the Surgeon General. Atlanta, GA: U.S. Department of Health and Human Services, Centers for Disease Control and Prevention, National Center for Chronic Disease Prevention and Health Promotion, Office on Smoking and Health; 2016.
17. Lyzwinski LN, Naslund JA, Miller CJ, Eisenberg MJ. Global youth vaping and respiratory health: epidemiology, interventions, and policies. *npj Prim Care Respir Med*. 2022 Apr 11;32(1):1–10.
18. Hartmann-Boyce J, Lindson N, Butler AR, McRobbie H, Bullen C, Begh R, et al. Electronic cigarettes for smoking cessation. *Cochrane Database of Systematic Reviews* [Internet]. 2022 [cited 2022 Dec 7];(11). Available from: <https://www.cochranelibrary.com/cdsr/doi/10.1002/14651858.CD010216.pub7/full>
19. The updated Cochrane review of e-cigarettes — and what it should mean for Canada – Physicians for a Smoke-Free Canada [Internet]. [cited 2022 Dec 7]. Available from: <https://smoke-free.ca/the-updated-cochrane-review-of-e-cigarettes-and-what-it-should-mean-for-canada/>
20. Hammond D. The Effects of Vaping in Canada. PowerPoint presentation presented at: National Conference on Tobacco and Vaping (OPHA & CPHA)2023; 2023 Feb 9.
21. Banks E, Yazidjoglou A, Brown S, Nguyen M, Martin M, Beckwith K, et al. Electronic cigarettes and health outcomes: systematic review of global evidence. Canberra: National Centre for Epidemiology and Population Health; 2022 Apr.
22. O'Brien D, Long J, Quigley J, Lee C, McCarthy A, Kavanagh P. Association between electronic cigarette use and tobacco cigarette smoking initiation in adolescents: a systematic review and meta-analysis. *BMC Public Health*. 2021 Jun 3;21:954.
23. Substance Abuse and Mental Health Services Administration (SAMHSA). Reducing Vaping Among Youth and Young Adults. Rockville, MD: National Mental Health and Substance Use Policy Laboratory, Substance Abuse and Mental Health Services Administration; 2020. Report No.: SAMHSA Publication No. PEP20-06-01-003.
24. Sanchez S, Chaiton M. Is vaping dependence like smoking dependence? —A literature review highlighting implications for vaping cessation among youth. *Journal of Public Health and Emergency*. 2021 Sep 1;5.
25. Simcoe Muskoka District Health Unit. Not An Experiment. 2023 [cited 2023 Jan 26]. Available from: <https://www.notanexperiment.ca/>

26. Ontario Agency for Health Protection and Promotion (Public Health Ontario). Evidence brief: health impacts of waterpipe smoking and exposure. Toronto, ON: Queen's Printer for Ontario; 2021.
27. U.S. Department of Health and Human Services. Cannabis (Marijuana) and Cannabinoids: What You Need To Know [Internet]. National Center for Complementary and Integrative Health. [cited 2023 Mar 9]. Available from: <https://www.nccih.nih.gov/health/cannabis-marijuana-and-cannabinoids-what-you-need-to-know>
28. Health Canada. Taking stock of progress: Cannabis legalization and regulation in Canada [Internet]. 2022 [cited 2023 Mar 9]. Available from: <https://www.canada.ca/en/health-canada/programs/engaging-cannabis-legalization-regulation-canada-taking-stock-progress/document.html>
29. Health Canada. Health effects of cannabis [Internet]. 2018 [cited 2023 Mar 9]. Available from: <https://www.canada.ca/en/health-canada/services/drugs-medication/cannabis/health-effects/effects.html>
30. Ontario Ministry of Health. Smoke-Free Ontario: The Next Chapter - 2018 [Internet]. Queen's Printer for Ontario; 2018 Apr. Available from: https://www.health.gov.on.ca/en/common/ministry/publications/reports/SmokeFreeOntario/SFO_The_Next_Chapter.pdf
31. Ontario Tobacco Research Unit. Smoke-Free Ontario Strategy Monitoring Report [Internet]. Ontario Tobacco Research Unit; 2018 Mar [cited 2022 Dec 15]. Available from: https://otru.org/wp-content/uploads/2018/03/2017_SMR_Full.pdf
32. Physicians for a Smoke-Free Canada. Taxes on cigarettes in Canadian jurisdictions [Internet]. 2023 [cited 2022 Dec 11]. Available from: <https://www.smoke-free.ca/SUAP/2020/taxrates.pdf>
33. Schwartz R, O'Connor S, Minian N, Borland T, Babayan A, Ferrence R, et al. Evidence to Inform Smoking Cessation Policymaking in Ontario: A Special Report by the Ontario Tobacco Research Unit. Toronto, ON: Ontario Tobacco Research Unit; 2010 Jul.
34. A Tobacco Endgame for Canada: Summit Background Paper [Internet]. 2016 [cited 2022 Dec 7]. Available from: <https://www.queensu.ca/gazette/sites/default/files/assets/attachments/EndgameSummit-Backgroundpaper%20.pdf>
35. World Health Organization. WHO Framework Convention on Tobacco Control: Parties [Internet]. 2022 [cited 2023 Jan 4]. Available from: <https://fctc.who.int/who-fctc/overview/parties>
36. World Health Organization. MPOWER [Internet]. 2023 [cited 2023 Jan 4]. Available from: <https://www.who.int/initiatives/mpower>
37. Graham AL, Amato MS, Cha S, Jacobs MA, Bottcher MM, Papandonatos GD. Effectiveness of a Vaping Cessation Text Message Program Among Young Adult e-Cigarette Users. *JAMA Intern Med.* 2021 Jul;181(7):923–30.
38. Kelder SH, Mantey DS, Van Dusen D, Case K, Haas A, Springer AE. A Middle School Program to Prevent E-Cigarette Use: A Pilot Study of "CATCH My Breath." *Public Health Rep.* 2020 Mar;135(2):220–9.

39. Noar SM, Gottfredson NC, Kieu T, Rohde JA, Hall MG, Ma H, et al. Impact of Vaping Prevention Advertisements on US Adolescents: A Randomized Clinical Trial. *JAMA Network Open*. 2022 Oct 13;5(10):e2236370.
40. O'Connor S, Pelletier H, Bayoumy D, Schwartz R. Interventions to Prevent Harms from Vaping. Toronto ON: Ontario Tobacco Research Unit; 2019 May.
41. Greenhalgh E. 18B.13 Cessation interventions for e-cigarette users. In Greenhalgh, EM, Scollo, MM and Winstanley, MH [editors]. *Tobacco in Australia: Facts and issues* [Internet]. Melbourne: Cancer Council Victoria; 2021 [cited 2022 Dec 19]. Available from: <https://www.tobaccoinaustralia.org.au/chapter-18-harm-reduction/indepth-18b-e-cigarettes/18b13-cessation-interventions-for-e-cigarette-users>
42. Pound CM, Coyle D. A cost-utility analysis of the impact of electronic nicotine delivery systems on health care costs and outcomes in Canada. *Health Promot Chronic Dis Prev Can*. 2022 Jan;42(1):29–36.
43. Smoke-Free Ontario Scientific Advisory Committee, Ontario Agency for Health Protection and Promotion (Public Health Ontario). Evidence to guide action: Comprehensive tobacco control in Ontario (2016). Toronto, ON: Queen's Printer for Ontario; 2017.
44. Tobacco Endgame Cabinet. Getting to less than 5% by 2035: The 2019 Tobacco Endgame Report [Internet]. 2019 [cited 2022 Dec 5]. Available from: <https://www.lung.ca/sites/default/files/EndGameReport-final.pdf>
45. Public Health Agency of Canada. Statement from the Council of Chief Medical Officers of Health on Nicotine Vaping in Canada [Internet]. 2020 [cited 2022 Dec 7]. Available from: <https://www.canada.ca/en/public-health/news/2020/01/statement-from-the-council-of-chief-medical-officers-of-health-on-nicotine-vaping-in-canada.html>
46. Physicians for a Smoke-Free Canada. At-a-glance: Provincial restrictions on vaping products [Internet]. 2022 [cited 2022 Dec 11]. Available from: <https://www.smoke-free.ca/SUAP/2020/Provincial%20regulations%20on%20vaping%20promotions.pdf>
47. Physicians for a Smoke-Free Canada. Tobacco use reduction targets [Internet]. 2021 [cited 2022 Dec 11]. Available from: <https://smoke-free.ca/SUAP/2021/targets.pdf>
48. Physicians for a Smoke-Free Canada. Timeline of selected regulatory actions on electronic nicotine devices [Internet]. 2022 [cited 2022 Dec 7]. Available from: <https://www.smoke-free.ca/SUAP/2020/vaping-regs-timeline.pdf>
49. Ministry of Health New Zealand. Smokefree Aotearoa 2025 Action Plan. Wellington; 2021 Dec.
50. Intergovernmental Committee on Drugs. National Tobacco Strategy 2012-2018. Commonwealth of Australia; 2012.
51. Consultation Draft National Tobacco Strategy 2022–2030. Commonwealth of Australia as represented by the Department of Health; 2022.
52. Roadmap to Tobacco-Free Finland: Action Plan on Tobacco Control [Internet]. Helsinki: Ministry of Social Affairs and Health; 2014 [cited 2022 Dec 6]. Available from: https://julkaisut.valtioneuvosto.fi/bitstream/handle/10024/70305/URN_ISBN_978-952-00-3513-6.pdf

53. California Department of Public Health, California Tobacco Control Program. California Quits Together: Creating a Tobacco-Free Future. Sacramento, CA: California Department of Public Health; 2021.
54. Health Canada. 2021–22 Departmental Plan: Health Canada [Internet]. 2021 [cited 2022 Dec 11]. Available from: <https://www.canada.ca/en/health-canada/corporate/transparency/corporate-management-reporting/report-plans-priorities/2021-2022-report-plans-priorities.html>
55. British Columbia Ministry of Health Services. BC's Tobacco Control Strategy: Targeting Our Efforts. 2004 May.
56. British Columbia Ministry of Health Services. Promote, protect, prevent: Our Health Begins Here: BC's Guiding Framework for Public Health. 2013 Mar.
57. The Clean Air Coalition of BC. First to 5% by 2035: Actions recommended to end tobacco-related deaths in BC and achieve the lowest smoking rate in Canada [Internet]. 2018 Jan [cited 2022 Dec 11]. Available from: https://www.cleanaircoalitionbc.com/database/files/library/180119_CAC_report_to_government_Final_V2.pdf
58. Government of Alberta. Creating Tobacco-free Futures: Alberta's Strategy to Prevent and Reduce Tobacco Use, 2012-2022. Alberta Health; 2012 Nov p. 23.
59. Government of Quebec. Stratégie pour un Québec sans tabac 2020-2025. Bibliothèque et Archives nationales du Québec; 2020.
60. New Brunswick Anti-Tobacco Coalition. New Brunswick's Tobacco-Free Living Strategy: A Tobacco and Smoke-Free Province for All 2019-2023 [Internet]. Moncton, NB; 2019 [cited 2022 Dec 11]. Available from: <http://nbatc.ca/wp-content/uploads/2019/09/NBATC-STRATEGY-E-FINAL.pdf>
61. Nova Scotia Department of Health and Wellness. Moving toward a Tobacco-Free Nova Scotia: Comprehensive Tobacco Control Strategy for Nova Scotia [Internet]. 2011 Apr [cited 2022 Dec 11]. Available from: <https://novascotia.ca/dhw/publications/moving-toward-tobacco-free-ns-strategy.pdf>
62. Prince Edward Island Department of Health and Wellness. PEI Wellness Strategy [Internet]. 2016 Sep [cited 2022 Dec 11]. Available from: <https://www.princeedwardisland.ca/sites/default/files/publications/wellnesstrat.pdf>
63. The Newfoundland and Labrador Alliance for the Control of Tobacco. Tobacco and Vaping Reduction Strategy for Newfoundland and Labrador: A plan for Tobacco and Vaping Reduction for all partners working towards health, wellness and equality. St. John's, NL; 2021.
64. Nunavut Ministry of Health and Social Services. Nunavut Tobacco Reduction Framework for Action 2011-2016 [Internet]. 2011 [cited 2022 Dec 6]. Available from: <https://www.gov.nu.ca/sites/default/files/files/Nunavut%2520Tobacco%2520Reduction%2520Framework-ENG.pdf>
65. Nunavut Department of Justice. Tobacco and Smoking Act - c.20 [Internet]. 2021 [cited 2022 Dec 11]. Available from: <https://www.nunavutlegislation.ca/en/statutes/tobacco-and-smoking-act-c20>

Appendix A: Jurisdictional Scan of Tobacco and Nicotine Control Policies in Canada

Summary: A jurisdictional scan of Canadian federal, provincial, and territorial tobacco and nicotine control strategies was performed. An array of pre-existing documents^{32,46–48} (environmental scans, briefing notes, etc.) produced by Physicians for a Smoke-Free Canada (PSC) cover similar objectives, and therefore constitute a major contribution to this scan. Overall, strategies have continued to focus on efforts surrounding the four pillars of prevention, cessation, protection and denormalization, with varying degrees of emphasis on each. However, the last few years have seen a deceleration in commercial tobacco control efforts, while vaping products have taken the spotlight, particularly following the amendment of the *Tobacco Act* in 2018 to become the *Tobacco and Vaping Products Act* (TVPA).

With respect to commercial tobacco control, the following recent changes have occurred at the federal, provincial, and/or territorial levels:

- plain and standardized packaging
- enhanced package health warnings
- ban on flavours in cigarettes and most cigars including menthol and cloves
- additional contraband measures in some jurisdictions

With respect to vaping control, the following recent changes have occurred at the federal, provincial, and/or territorial levels:

- taxes on vaping products
- retail licensing/registration
- minimum age restrictions
- requiring proof of age in stores
- display bans in stores
- restriction to sale in specialty vape stores
- bans on internet sales
- bans on incentives to retailers
- bans on non-tobacco flavours
- bans on various forms of advertisement
- restrictions on nicotine content
- health warnings

There are also plans at the federal level for implementing “reporting requirements that would require vaping product manufacturers to submit information to Health Canada about sales and ingredients used in vaping products.”⁴

Limitations: While such a scan would be most useful if it summarized the implementation of the jurisdictional strategies that were identified (in addition to effects of implementation, technical feasibility, political viability, alignment with the Canadian regulatory landscape, etc.), the scan was largely limited to information that could be gleaned from web-based searches of the grey literature. Furthermore, jurisdictions outside of Canada such as New Zealand,⁴⁹ Australia,^{50,51} Finland⁵² and California⁵³ may provide further insights into tobacco and nicotine control, but were not covered in this scan.

Table A1: Jurisdictional Scan Results

F/P/T	Strategic Document	Alignment with Endgame Target ⁴⁷ (less than 5% by 2035)	Recent Policy Implementation ^{4,32,44,46} (listed if not already implemented in Ontario)
Fed	Canada's Tobacco Strategy² (2018)	<ul style="list-style-type: none"> • Supports endgame goal of less than 5% by 2035. • Note: In 2020/2021, Health Canada changed its progress indicator from “percentage of Canadians (aged 15+) who have used any tobacco product in the last 30 days” to “Percentage of Canadians (aged 15+) who are current cigarette smokers.”⁵⁴ 	<ul style="list-style-type: none"> • Vaping products: ban on ads in stores (except age-restricted stores), display ban, ban on broadcast ads, ban on billboards/outdoor signs, ban on lifestyle ads, ban on sponsorships, ban on youth-appealing ads, health warnings / labelling requirements, restriction on nicotine content (max 20 mg/mL), excise tax, plan to ban all flavours except tobacco and mint-menthol, plan to impose vaping product reporting requirements, compliance and enforcement activities • Tobacco products: Plain and standardized packaging, enhanced package health warnings, ban on flavours in cigarettes and most cigars including menthol and cloves
BC	BC's Tobacco Control Strategy: targeting our efforts⁵⁵	<ul style="list-style-type: none"> • No endorsement of endgame goal • BC's 2013 Guiding Framework for Public Health⁵⁶ targets a reduction of smoking to 10% by 2023. • In the 2018 report First to 5% by 2035⁵⁷, the Clean Air Coalition of BC recommended that BC be the first jurisdiction to achieve 5% by 2035, but there is no evidence of endorsement by government. 	<ul style="list-style-type: none"> • Vaping products: tax, retail notification and reporting requirement, sale of flavoured products restricted to specialty vape stores, ban on sale and use in some public premises • Tobacco products: subsidized nicotine replacement therapy (NRT) to all residents, second highest level of overall taxation on cigarettes (\$15.30 for a 20-pack), highly regarded stop-smoking service model, some exemplary practices in Indigenous stewardship
AB	Creating Tobacco-free Futures: Alberta's Strategy to Prevent and Reduce Tobacco Use 2012-2022⁵⁸	<ul style="list-style-type: none"> • No endorsement of endgame goal • 10-year targets set for 2022: <ul style="list-style-type: none"> - Albertans ages 15 and over: 12 % - Albertans ages 12 to 19: 6% - Albertans ages 20 to 24: 20% - Pregnant women in Alberta: 11% 	<ul style="list-style-type: none"> • Vaping products: ban on possession below minimum legal age, ban on sale in some public premises, ban on use in most public premises including outdoor cultural events

F/P/T	Strategic Document	Alignment with Endgame Target ⁴⁷ (less than 5% by 2035)	Recent Policy Implementation ^{4,32,44,46} (listed if not already implemented in Ontario)
		<ul style="list-style-type: none"> - Reduce estimated per capita tobacco sales by 50 per cent to 745 units in 2022. 	
SK	No strategic document identified. Public-facing Information available on their Tobacco and Vapour Products webpage.	<ul style="list-style-type: none"> • No endorsement of endgame goal • The Saskatchewan Coalition for Tobacco Reduction produced a report entitled Protecting our Future: Recommendations to reduce tobacco use in Saskatchewan, but this document does not appear to have been endorsement by government. 	<ul style="list-style-type: none"> • Vaping products: tax, ban on sale and use in some public premises
MB	No strategic document identified. Public-facing information available on their Smoking, Vaping Control & Cessation webpage.	<ul style="list-style-type: none"> • No endorsement of endgame goal 	<ul style="list-style-type: none"> • Vaping products: ban on sale and use in some public premises
ON	Smoke-Free Ontario: The Next Chapter - 2018 ³⁰ Note: This strategy was neither adopted nor implemented by the present government.	<ul style="list-style-type: none"> • No endorsement of endgame goal • Reduce smoking to 10% by 2023 • Reduce the number of smoking-related deaths by 5,000 each year. • Reduce exposure to the harmful effects of tobacco and the potentially harmful effects of other inhaled substances and emerging products (including medical cannabis). 	<ul style="list-style-type: none"> • Vaping products: retail registration with local public health unit required for sale of flavoured products (not tobacco or mint-menthol), sale of flavoured products (except tobacco and menthol) restricted to specialty vape stores, ban on sale in several public premises, ban on use in most public premises (post-secondary institutions excluded) • Tobacco products: additional contraband measures
QC	Stratégie pour un Québec sans tabac 2020-2025 ⁵⁹ (see Appendix A for summary English translation)	<ul style="list-style-type: none"> • No endorsement of endgame goal • Reduce smoking to 10% by 2025. 	<ul style="list-style-type: none"> • Vaping products: retail notification requirement, ban on internet sale and on incentives to vaping product retailers, ban on sale in most public premises, ban on use in many public premises • Tobacco products: subsidized nicotine replacement therapy (NRT) to all residents
NB	New Brunswick's Tobacco-Free	<ul style="list-style-type: none"> • Supports endgame goal of less than 5% by 2035. 	<ul style="list-style-type: none"> • Vaping products: retail licensing/registration, ban on all

F/P/T	Strategic Document	Alignment with Endgame Target ⁴⁷ (less than 5% by 2035)	Recent Policy Implementation ^{4,32,44,46} (listed if not already implemented in Ontario)
	<p>Living Strategy: A Tobacco and Smoke-Free Province for All⁶⁰ (2019-2023) was produced by the NB Anti-Tobacco Coalition, funded by the Government of NB.</p>		<p>flavours except tobacco, ban on use in most public premises</p>
NS	<p>Moving toward a Tobacco-Free Nova Scotia: Comprehensive Tobacco Control Strategy for Nova Scotia⁶¹ (2011)</p> <p>Public-facing information available on their Tobacco Free Nova Scotia webpage.</p>	<ul style="list-style-type: none"> • No endorsement of endgame goal • Decrease tobacco use rates individuals aged 15-19 years to 10%, 20-24 years to 20%, and 25 years and older to 15%. 	<ul style="list-style-type: none"> • Vaping products: retail licensing/registration, tax, ban on all flavours except tobacco, ban on sale and use in most public premises (post-secondary institutions included)
PEI	<p>No strategic document specific to tobacco control identified. Tobacco control is addressed in PEI's Wellness Strategy⁶² (2015-2018)</p>	<ul style="list-style-type: none"> • No endorsement of endgame goal 	<ul style="list-style-type: none"> • Vaping products: Sale restricted to age 21 years and above and only in specialty stores, ban on all flavours except tobacco, ban on sale in many public premises, ban on use in several public premises (post-secondary institutions included)
NL	<p>Tobacco and Vaping Reduction Strategy⁶³ (2021) produced by the Newfoundland and Labrador Alliance for the Control of Tobacco, which is an alliance of government and non-government partners.</p>	<ul style="list-style-type: none"> • No endorsement of endgame goal <p>Action areas:</p> <ul style="list-style-type: none"> • Community capacity building • Education and awareness • Healthy public policy • Cessation and treatment services • Research, monitoring and evaluation 	<ul style="list-style-type: none"> • Vaping products: retail licensing/registration, tax, ban on sale in many public premises, ban on use in several public premises (post-secondary institutions included) • Highest level of overall taxation on cigarettes (\$15.71 for a 20-pack)
YT	<p>No strategic document identified. Public-facing information available on</p>	<ul style="list-style-type: none"> • No endorsement of endgame goal 	<ul style="list-style-type: none"> • Vaping products: ban on use in many public premises

F/P/T	Strategic Document	Alignment with Endgame Target ⁴⁷ (less than 5% by 2035)	Recent Policy Implementation ^{4,32,44,46} (listed if not already implemented in Ontario)
	government webpage .		
NWT	No strategic document identified. Public-facing information available on Tobacco Control webpage .	<ul style="list-style-type: none"> • No endorsement of endgame goal 	<ul style="list-style-type: none"> • Vaping products: ban on all flavours except tobacco, ban on possession below minimum legal age, ban on sale in some public premises, ban on use in many public premises
NU	Nunavut Tobacco Reduction Framework for Action ⁶⁴ (2011-2016)	<ul style="list-style-type: none"> • No endorsement of endgame goal • Guiding principles draw from Inuit culture and practices. • Supports a coordinated communications plan using a range of media tools and using both universal and targeted approaches (including youth, pregnant women and their partners, and parents and Elders). • Younger age group is targeted through school and community youth programs because youth initiate tobacco use largely between 8 and 16 years of age. 	<ul style="list-style-type: none"> • Vaping products (per Tobacco and Smoking Act⁶⁵, which received Assent on June 8, 2021, but is not anticipated to come into force until 2023): plan to consider vaping product price restrictions, plan to ban incentives to vaping product retailers, plan to ban sale and use in most public premises, plan to ban all flavours except tobacco and any product designed for use as flavouring for any smoking product, plan to make all publicly funding housing smoke-free, plan for biennial reporting requirements for vape retailers

Appendix B: Priorities for a Provincial Smoking and Nicotine Strategy — Key Informant Conversation Summary

To inform the call for a renewed and comprehensive provincial commercial tobacco and nicotine strategy, the Simcoe Muskoka District Health Unit (SMDHU) conducted a conversation on November 17, 2022, with a panel of key informants with extensive experience in commercial tobacco control in Ontario and Canada, in addition to following up individually upon request from some key informants for further discussion. The meeting was framed as an informal discussion around commercial tobacco and nicotine control, using past strategies and reports as a springboard to identify provincial priorities for a renewed commercial tobacco and nicotine strategy, as well as federal priorities to address relevant policy gaps.

Participants included:

- John Atkinson, Executive Director, Ontario Public Health Association
- Cindy Baker-Barill, Smoke-Free Program Manager, Smoke-Free Program and Central East Tobacco Control Area Network, Environmental Health Department, SMDHU
- Hillary Buchan-Terrell, Advocacy Manager (Ontario), Canadian Cancer Society
- Cynthia Callard, Executive Director, Physicians for a Smoke-Free Canada
- Vito Chiefari, Manager, Health Protection, Community & Health Services Dept, York Region
- Rob Cunningham, Senior Policy Analyst, Canadian Cancer Society
- Dr. Charles Gardner, Medical Officer of Health and Chief Executive Officer, SMDHU
- Dr. Lesley James, Director, Health Policy & Systems, Heart & Stroke Foundation
- David Neeson, Supervisor, Tobacco and Electronic Cigarette Control Team, Health Protection Division, Community and Health Services, York Region
- Michael Perley, former Director, Ontario Campaign for Action on Tobacco
- Dr. Emil Prikryl, Public Health and Preventive Medicine Resident, NOSM University
- Dr. Steven Rebellato, Vice President, Environmental Health Department, SMDHU
- Dr. Robert Schwartz, Executive Director, Ontario Tobacco Research Unit and Professor, Dalla Lana School of Public Health
- Linda Stobo, Program Manager, Substance Use Program, Healthy Living Division, Middlesex-London Health Unit
- Melissa van Zandvoort, Health Promotion Specialist, Smoke-Free Program and Central East Tobacco Control Area Network, Environmental Health Department, SMDHU

While it is our recommendation that the development of a renewed strategy be supported by a multidisciplinary panel of experts, Table B1 frames the priorities identified during the key informant conversation through the lens of an expanded version of the World Health Organization’s MPOWER framework (i.e., MPOWER+):

Table B1: Priorities within the MPOWER+ Framework

MPOWER+ Measure	Priorities
Monitor tobacco and vaping use and prevention, cessation and protection/enforcement programs and policies.	<ul style="list-style-type: none"> • Re-invest in research/monitoring and evaluation to ensure practice and policy decisions are based on evidence. • Continue to explore age restrictions for smoking and vaping.
Protect people from tobacco smoke and e-cigarette aerosol.	<ul style="list-style-type: none"> • Further expand smoke- and vape-free public places. • Continue to increase access to smoke- and vape-free housing. • Direct focus towards consumer rights to be protected from marketing of nicotine products.
Offer help to quit smoking and vaping.	<ul style="list-style-type: none"> • Increase subsidization of smoking cessation pharmacotherapy for all residents.
Warn about the dangers of commercial tobacco and vaping products.	<ul style="list-style-type: none"> • Implement mass media and social marketing campaigns of greater intensity and duration targeted at youth and young adults addressing the real and potential harms of vaping such as its impacts on mental health, addiction, and environmental waste. • Implement mass media and social marketing campaigns of greater intensity and duration targeted at high-risk populations addressing the harms of smoking and the benefits of quitting.
Enforce bans on commercial tobacco and vaping product advertising, promotion and sponsorship.	<ul style="list-style-type: none"> • Return the focus of nicotine control efforts to the industry through activities such as leveraging litigation opportunities to further denormalize the industry and hold industry accountable for past and future harms to society. • Ban all flavours except tobacco flavour (if not achieved federally). • Restrict availability in brick-and-mortar settings and online access. • Strengthen retail registration and licensing requirements. • Further regulate vaping product design (e.g., plain and standardized packaging for vaping, health warnings). • Intensify tobacco and vaping product advertising promotion and sponsorship bans.

MPOWER+ Measure	Priorities
	<ul style="list-style-type: none"> • Ensure continued funding for enforcement through the <i>Smoke-Free Ontario Act, 2017</i>.
<p>Raise taxes on commercial tobacco and vaping products.</p>	<ul style="list-style-type: none"> • Implement a tax on vaping products, as well as regulatory fees as a means of cost recovery. • Further increase taxes on combustible tobacco products.
<p>+</p> <p>Add a strong health equity lens by linking commercial tobacco and nicotine control approaches to broader objectives addressing health inequities.</p> <p>Add bold interventions as indicated by evidence to further reduce the supply, demand, and access of all current and future industry nicotine delivery systems.</p>	<ul style="list-style-type: none"> • Address the disproportionate use of commercial tobacco and nicotine use and associated health burdens among Indigenous populations, members of the LGBTQ2S+ community, youth, low-income populations, people with less formal education, people working in certain occupations (e.g., trades), individuals with mental health needs, individuals who use other substances, and incarcerated individuals. • Implement recommendations from the Council of Chief Medical Officers of Health to develop a “broad regulatory approach to all alternative methods of nicotine delivery (i.e. other than tobacco products) that offers strong youth protection while allowing appropriate access for adult smokers to products if they are proven effective in decreasing or stopping the use of all nicotine-containing products.”⁴⁵

RESOLUTION A23-03

TITLE: Improving Indoor Air Quality to Prevent Infections and Promote Respiratory Health

SPONSOR: Niagara Region Public Health, Peterborough Public Health

WHEREAS The Association of Local Public Health Agencies (alPHa) previously resolved on June 12, 2001 (Resolution A01-12) to petition the Province of Ontario to establish indoor air quality standards to protect the respiratory health of students.

WHEREAS The intense scientific inquiry conducted during the COVID-19 pandemic has discovered that COVID-19 spreads primarily through the airborne route, and that new understanding around the role of aerosols in infection transmission has made it much more probable that other respiratory infections have a larger airborne transmission component than previously understood.

WHEREAS Canadians spend 90% of their time indoors, and indoor public settings such as food premises, meeting halls, athletics facilities, and congregate living settings have been some of the highest risk settings for COVID-19 transmission during the pandemic.

WHEREAS COVID-19 has emerged as the third leading cause of death in Canada, so measures that can reduce its transmission could have sizable impacts on health.

WHEREAS Improved indoor air quality would have additional positive benefits in terms of preventing lung disease, asthma attacks, and cancers.

WHEREAS Retrofitting indoor air handling equipment to improve air quality would also be an opportunity to move to more efficient air handling systems which would support environmental sustainability which would have its own health benefits.

WHEREAS The current Ontario Building Code includes only a requirement for minimum number of air exchanges, but not more detailed air quality standards, and no standards designed to protect individuals from infection risk.

WHEREAS Improved indoor air quality presents an opportunity for a universal, policy-driven, systems-level intervention to prevent respiratory infections, rather than reliance on individual behaviours within inequitable contexts.

WHEREAS Improved indoor air quality has been associated with improved academic performance in school, and improved productivity in workplaces.

WHEREAS Certain indoor air quality improvement strategies may require investments, however, others including natural ventilation strategies can be no or low cost.

WHEREAS Investments in indoor air quality are likely to achieve substantial economic savings through reducing infections, enhancing workplace/public safety, preventing absenteeism, and keeping the Ontario economy open for business.

NOW THEREFORE BE IT RESOLVED that the Association of Local Public Health Agencies (ALPHA) calls on the Federal and Provincial governments to update building codes by incorporating higher standards of air quality such that respiratory diseases, especially COVID-19 and other emerging infections, can be sustainably prevented in all new buildings, with regular updates to these building codes as best available evidence evolves;

AND FURTHER that ALPHA encourages Municipal governments and First Nations governments to consider policy levers to improve indoor air quality in their regions, and particularly to assess and improve of indoor air quality in their own public facilities;

AND FURTHER that ALPHA calls on the Federal and Provincial governments to create funds and incentives to support small businesses and other organizations in upgrading their HVAC systems, and/or otherwise improving their indoor air quality by using best practices and implementing technological advancements so that clean air becomes the norm in these spaces;

AND FURTHER that ALPHA encourages members to liaise with other sectors (e.g. environmental engineers, municipal building departments, the business community, etc.) to fully understand how changes could be implemented in indoor public and residential settings and explore opportunities for improvement.

RESOLUTION A23-04

- TITLE:** Ending Underhousing and Homelessness in Ontario
- SPONSOR:** alPHa Boards of Health Section
- WHEREAS** housing is recognized as a human right in Canada under the International Covenant on Economic, Social and Cultural Rights ¹; and
- WHEREAS** the goal of Public Health is to reduce health inequities and improve the health of the whole population; and
- WHEREAS** housing is widely accepted as a key determinant of health, with the health of a population directly linked with the availability of adequate, affordable housing; and
- WHEREAS** the negative impacts of housing insecurity and homelessness include poor mental health, higher risk of infectious diseases, higher risk of chronic diseases, and higher risk of injuries among others ²; and
- WHEREAS** ending underhousing and homelessness requires a range of housing, social service, and health solutions from a range of stakeholders; and
- WHEREAS** leadership and urgent action is needed from the provincial government on an emergency basis to develop, resource, and implement a comprehensive plan to prevent, reduce and ultimately end underhousing and homelessness in Ontario; and
- WHEREAS** The Association of Municipalities of Ontario, a strategic partner of alPHa has asked that their partners support their *Call to Action on Housing and Homelessness*;
- THEREFORE BE IT RESOLVED THAT** alPHa support AMO's *Call to Action on Housing and Homelessness*;
- AND FURTHER THAT** alPHa call on the Provincial Government to:
- acknowledge that housing is a health issue and a human right.
 - acknowledge that homelessness in Ontario is a social, economic, and health crisis.
 - commit to the goal of ending underhousing and homelessness in Ontario.
 - work with alPHa, AMO and a broad range of community, health, Indigenous and economic partners to develop, resource, and implement an action plan to achieve this goal.
- AND FURTHER THAT** the Association of Municipalities of Ontario and the Ministers of Health; Municipal Affairs and Housing; and Children, Community and Social Services be so advised.

¹ Third report of Canada, International Covenant on Economic, Social and Cultural Rights : article 11 : housing : background report, <https://publications.gc.ca/site/eng/9.847859/publication.html>, retrieved April 20, 2023

² Public Health Ontario Evidence Brief: Homelessness and Health Outcomes: What are the associations? <https://www.publichealthontario.ca/-/media/documents/E/2019/eb-homelessness-health.pdf>

RESOLUTION A23-05

TITLE: Monitoring Food Affordability in Ontario and Inadequacy of Social Assistance Rates

SPONSOR: Ontario Dietitians in Public Health

WHEREAS the Population Health Assessment and Surveillance Protocol (2018) of the Ontario Public Health Standards require public health units (PHUs) to monitor food affordability, as well as assess and report on the health of local populations, describing the existence and impact of health inequities;

WHEREAS it is well documented that food insecurity has detrimental impacts on physical and mental health leading to increased healthcare utilization and greater healthcare costs;

WHEREAS adequate income is an important social determinant of health that greatly impacts household food security status;

WHEREAS results of monitoring food affordability in Ontario in 2022 highlight the inadequacy of both Ontario Works (OW) and the Ontario Disability Support Program (ODSP);

WHEREAS 67% of households in Ontario that rely on ODSP and OW as their main source of income experience food insecurity;

WHEREAS prices for food purchased from stores rose 10.6% from February 2022 to February 2023, the fastest pace since 1981;

WHEREAS ODSP rates were increased by 5% in 2022 and will be indexed to inflation going forward; however, current ODSP rates are not based on the costs of living. Further, OW has not been increased since 2018 and is not indexed to inflation; and

WHEREAS Previous alPHa resolutions [A05-18](#) (Adequate Nutrition for Ontario Works and Ontario Disability Support Program Participants and Low Wage Earners), [A15-04](#) (Basic Income Guarantee), and [A18-02](#) (Minimum Wage that is a Living Wage) have underscored the need for income-based responses to poverty and food insecurity.

NOW THEREFORE BE IT RESOLVED that alPHa call on the Province of Ontario to utilize food affordability monitoring results from PHUs in determining the adequacy of social assistance rates to reflect the current costs of living and to index Ontario Works rates to inflation going forward;

AND FURTHER that alPHa call on the Province of Ontario to acknowledge the impact of rising food costs, particularly for individuals living on social assistance incomes, and legislate targets for reduction of food insecurity as part of Ontario's plan for poverty reduction.

BACKGROUND: Monitoring Food Affordability in Ontario and Inadequacy of Social Assistance Rates

SPONSOR: Ontario Dietitians in Public Health

Food insecurity, inadequate or insecure access to food due to household financial constraints, continues to be a serious and pervasive public health problem. Physical and mental health are tightly linked to individuals' household food security status.¹ The health consequences of food insecurity are a large burden on our healthcare system and are costly for public health care budgets.¹ The most current data indicate approximately one in six households in Ontario experience some level of food insecurity.²

Social assistance recipients, including those reliant on Ontario Works (OW) and the Ontario Disability Support Program (ODSP), are at extremely high risk of food insecurity. In 2021, approximately 67% of households in Ontario receiving social assistance experienced food insecurity.² The situation has undoubtedly worsened since then with extraordinary food inflation over the past year. The price of food purchased from stores from February 2022 to February 2023 increased by 10.6%, rising at a rate not seen since the early 1980s.³

Food affordability monitoring conducted by local Public Health Units (PHUs) in May/June 2022 substantiates that individuals receiving social assistance experience extremely dire financial situations, particularly single adults without children. Table 1 illustrates that for a sample of PHUs across all Ontario regions, monthly OW rates in addition to all potential tax credits (assuming individuals file income tax returns) fall short of covering only the cost of a bachelor apartment and food by a range of **-\$132** in Chatham-Kent to **-\$752** in Toronto. Other basic costs of living (e.g., clothing, personal care, transportation, phone, etc.) are not included. These data clearly indicate the extreme inadequacy of OW rates which have been frozen since 2018.⁴

Table 1: Single Adult receiving ONTARIO WORKS (OW)

Public Health Unit	Monthly income (OW ^a + tax credits ^b)	Monthly cost of food ^c	Monthly cost of a bachelor apartment ^d	Remainder/ Shortfall
Chatham-Kent	\$863	\$381	\$614	- \$132
North Bay Parry Sound District	\$876	\$404	\$650	-\$178
Northwestern	\$876	\$466	\$602	- \$192
Ottawa	\$863	\$392	\$1059	- \$588
Peterborough	\$863	\$381	\$805	- \$323
Toronto	\$865	\$392	\$1225	- \$752
Wellington-Dufferin-Guelph	\$863	\$425	\$936	-\$498

^a includes Basic Allowance (\$343) + Maximum Shelter Allowance (\$390)

^b includes GST/HST tax credit, Ontario Trillium Benefit, and Climate Action Incentive Payment

^c cost of the Ontario Nutritious Food Basket, collected by Public Health Unit in May/June 2022

^d cost of market rental rates obtained from CMHC data tables (October 2021) or from municipal housing authorities; may or may not include utilities

Table 2 shows the monthly funds remaining or shortfall of ODSP and available tax credits after rent for a one-bedroom apartment and cost of food are deducted. Again, other basic costs of living are not included. The monthly funds remaining for ODSP recipients range from \$121 in Chatham-Kent to a shortfall of **-\$525** in Toronto. Despite an increase of 5% to ODSP in September 2022, an increase from \$200 per month to \$1000 per month on employment earning cap, and an adjustment for inflation beginning in July 2023^{4,5,6}, ODSP falls well below the actual costs of living.

Table 2: Single Adult receiving ONTARIO DISABILITY SUPPORT PROGRAM (ODSP)

Public Health Unit	Monthly income (ODSP ^a + tax credits ^b)	Monthly cost of food ^c	Monthly cost of a 1 bedroom apartment ^d	Remainder/ Shortfall
Chatham-Kent	\$1309	\$381	\$807	\$121
North Bay Parry Sound District	\$1322	\$404	\$862	\$56
Northwestern	\$1322	\$466	\$814	\$42
Ottawa	\$1309	\$392	\$1280	-\$363
Peterborough	\$1309	\$381	\$1049	-\$121
Toronto	\$1313	\$392	\$1446	-\$525
Wellington-Dufferin-Guelph	\$1309	\$425	\$1277	-\$393

^a includes Basic Allowance (\$343) + Maximum Shelter Allowance (\$390)

^b includes GST/HST tax credit, Ontario Trillium Benefit, and Climate Action Incentive Payment

^c cost of the Ontario Nutritious Food Basket, collected by Public Health Unit in May/June 2022

^d cost of market rental rates obtained from CMHC data tables (October 2021) or from municipal housing authorities; may or may not include utilities

Ontario's poverty reduction plan, [Building a Strong Foundation for Success: Reducing Poverty in Ontario \(2020-2025\)](#) includes various indicators (e.g., poverty rate, employment rate, graduation rate); however, it does not include an indicator or provincial targets for the reduction of household food insecurity (HFI). HFI is a highly sensitive measure of material deprivation that is strongly associated with health outcomes and health care utilization. Food insecurity data collected in the Canadian Community Health Survey and the Canadian Income Survey should be utilized to implement and evaluate effective policy interventions for alleviating food insecurity.⁷

References

1. PROOF (Food Insecurity Policy Research). What are the implications of food insecurity for health and health care? [webpage online]. Accessed April 18, 2023 from: <https://proof.utoronto.ca/food-insecurity/what-are-the-implications-of-food-insecurity-for-health-and-health-care/>.
2. Tarasuk V, Li T, Fafard St-Germain AA. Household food insecurity in Canada, 2021. Toronto: Research to identify policy options to reduce food insecurity (PROOF). 2022. Accessed April 18, 2023 from: <https://proof.utoronto.ca/>.
3. Statistics Canada. Consumer Price Index, February 2023. Retrieved 13 April 2023 from <https://www150.statcan.gc.ca/n1/daily-quotidien/230321/dq230321a-eng.pdf>.

4. Income Security Advocacy Centre. OW and ODSP rates and the OCB as of September 2022. 2022. Accessed April 18, 2023 from: <https://incomesecurity.org/ow-and-odsp-rates-and-the-ocb-as-of-september-2022/>.
5. Government of Ontario. News release: Ontario's plan to build supporting stronger province and economy. 2022. Accessed April 18, 2023 from: <https://news.ontario.ca/en/release/1002233/ontarios-plan-to-build-supporting-stronger-province-and-economy>.
6. Community Living Ontario News Updates. Key Changes Announced in the 2022 Ontario Fall Economic Update. 2022. Accessed April 18, 2023 from: <https://communitylivingontario.ca/key-changes-announced-in-the-2022-ontario-fall-economic-update/>.
7. Food Insecurity Policy Research (PROOF). Provincial Policy Levers to Reduce Household Food Insecurity [webpage online]. Accessed April 18, 2023 from: <https://proof.utoronto.ca/resource/provincial-policy-levers-to-reduce-household-food-insecurity/>.

Pilon, Janet

Subject: encampments feedback

From: Paul Vicari
Sent: May 18, 2023 2:59 PM
To: clerk@hamilton.ca
Subject: encampments feedback

Hi I'm Paul. As a Ward 2 resident in the James St N and King William area, I want to provide my feedback regarding council plans to establish sanctioned encampment zones.

We can't ignore the reality of the homelessness in our city and I agree action is required. However the strategy to implement must consider residents in the area.

For sanctioned encampment sites:

- 1 - There need to be rules and regulations in place, monitoring by city officials and hamilton police to control illegal activity
- 2 - The selected sites must 100% consider their impact on neighborhoods. Public spaces like parks cannot be considered

The city should select a controlled, more isolated sites that do not impact residents. I live close to Gore and John Rebecca park and 100% object to encampments to be allowed in parks. I have observed health and safety issues like needles, violence and drug trafficking numerous times. The above conditions for selection will also mitigate fire risks to residents and existing structures.

Thank you,
Paul Vicari

Pilon, Janet

Subject: Encampment protocol issue

From: SCRAP Fighter
Sent: May 18, 2023 3:24 PM
To: clerk@hamilton.ca
Subject: Encampment protocol issue

Good day

Ward 2 councillor posted on teitter you are accepting public input on this issue, this is my reason for writing.

Itvs my humble opion, you all looking at this in the wrong light. You want to punish not help, That is clearly apparent.

Those who are homeless did not cause this, the Elected ones from 3 levels of government have caused this and fail to address the factors that are causing this mayhem.

People arev just trying to survive and I feel your goal is to try to make it as painless as possible. Not make it worse by policing people by intimidation, criminalizing and even violence does not solve the problem.

Do even if you limit the number of tents in any one location, what plan of action do you have.

So if you have say 5 to 10 tents, would it not be feasible to gather those individuals and teach them this area is your tempary home and we must all work together as a team to treat it as a home.

The entire homeless population is not what right wing rhetoric makes it out to be. There are seniors, people with disabilities, others with mental health and addiction issues. Wide variety of people who cannot afford the housing and we are seeing that landlords simply thru greed are causing a lot of it. I mean as a city you could not even enforce property standards for those tenants who went without water..

So 10 ents, one outreach worker who should be compiling a dossier of sorts, spend time talking to individuals, We also have to consider at how the province is disrupting health care system . Outreach worker should be compiling info to actually help people attain the services they need.

How hard can it be? Holistically, you should be looking at how to minimize trauma and further harm,

I just went thru third round with LTB court. I guess my spirit protectors, the bear and wolf who walk beside me silently, ever present protected me once again. No eviction order, I was sweating and shaking tryingvto decipher that email. I spoke to Brian Krepes some weeks back, explaining my situation. He remember me from my antinpoverty work from years ago.

You all looking at this in the wrong light totally. I know, you laughing at my voice, no matter my voice matters.

Michelle Hruschka
SCRAP Steel City Risng Against Poverty

The lion roars 🦁🦁🦁🦁🦁

Pilon, Janet

Subject: Encampment council meeting feedback

From: Ted Pudney

Sent: May 18, 2023 4:23 PM

To: clerk@hamilton.ca

Subject: Encampment council meeting feedback

Hello, as a resident of Ward 2 I would like to give my feedback on the process for consideration to allow for legal encampments.

Living near John Rebecca Park I have witnessed first hand the result of encampments and the ripple effect had on the surrounding community. The situation in JR Park brought violence, crime, drug dealers, assaults, enormous property damage and vandalism. Notwithstanding, serious public safety concerns that by any measure were out of control. All of which were a result of encampments.

I believe our councillor's heart is in the right place but I am 100% against his agenda to allow for this. Knowing from experience what the inevitable outcome will be.

Consider that our current policies are- at the very least keeping a measure of control and the situation manageable. Should this be allowed, it opens the doors to something far more dangerous to spin out of control and far less manageable.

As there are already case studies and benchmarks that can easily be found in Vancouver, Portland, Seattle, San Francisco and LA where compassion as our Ward 2 councillor is suggesting has not only failed but fuelled an already volatile deadly situation. And we must learn from these examples and mistakes to not repeat them by assisting to victimize our own city by our own hand.

Thus I implore the city to look for solutions but urge council to not loosen public policy that ultimately will have dire consequences.

Hard no to encampments.

Sincerely,

Ted



Hamilton

**HAMILTON POLICE SERVICES BOARD SELECTION COMMITTEE
REPORT 23-001**

4:00 p.m.

Monday, 08 May 2023

Room 264, 2nd Floor

City Hall

Present: N. Nann (Chair), R. Greenspan, Mayor A. Horwath, C. Kroetsch, F. Kuczma, O. Mbaya, J. Mulkewich, E. Pauls, A. Purnell, M. Spadafora, S.Tora, M. Wilson

**THE POLICE SERVICES BOARD SELECTION COMMITTEE PRESENTS REPORT
23-001 AND RESPECTFULLY RECOMMENDS:**

1. APPOINTMENT OF VICE-CHAIR FOR 2022-2023 (Item 1)

- (a) That be Councillor N. Nann be appointed as Chair of the Hamilton Police Board Selection Committee for 2023-2024; and
- (b) That Councillor E. Pauls be appointed as Vice- Chair of the Hamilton Police Board Selection Committee for 2023-2024.

FOR INFORMATION:

(a) CHANGES TO THE AGENDA (Item 1)

The Committee Clerk advised that there were no changes to the agenda.

The agenda for the April 11, 2023 meeting of the Selection Committee was approved, as presented.

(b) DECLARATIONS OF INTEREST (Item 2)

There were no declarations of interest.

(c) PRIVATE & CONFIDENTIAL (Item 4)

The Committee moved into Closed Session for Items 5.1, Confidential Interview Questions for Consideration from City of Hamilton Advisory Committees, Pursuant to Section 9.3 sub-section (i) of the City's Procedural By-law 21-021, as amended, and Section 239(2) sub-section (i) of the Ontario Municipal Act, 2001, as amended, as the subject matter pertains to a trade secret or scientific, technical, commercial, financial or labour relations information, supplied in confidence to the City or local board, which, if disclosed, could reasonably be expected to prejudice significantly the competitive position or interfere significantly with the contractual or other negotiations of a person, group of persons, or organization;

(ii) Confidential Interview Questions for Consideration from City of Hamilton Advisory Committees (Item 5.1)

Staff were directed to provide additional information to members of the committee respecting the selection of applications and interview questions for applicants to the Hamilton Police Services Board.

(e) ADJOURNMENT (Item 5)

There being no further business, the Selection Committee adjourned at 5:10 p.m.

Respectfully submitted,

Councillor N. Nann, Chair
Selection Committee

Loren Kolar
Legislative Coordinator
Office of the City Clerk



Hamilton

**SELECTION COMMITTEE
FOR
AGENCIES, BOARDS AND SUB-COMMITTEES
REPORT 23-002
9:30 a.m.
Tuesday, May 9, 2023
Council Chambers, 2nd Floor
City Hall**

Present: Councillors C. Cassar (Chair); B. Clark, M. Francis, T. Jackson, C. Kroetsch, N. Nann, M. Tadeson, A. Wilson and M. Wilson

**THE SELECTION COMMITTEE FOR AGENCIES, BOARDS AND SUB-COMMITTEES
PRESENTS REPORT 23-002 AND RESPECTFULLY RECOMMENDS:**

- 1. Additional Recruitment for Citizen Members to Serve on the City's Agencies, Boards and Sub-Committees (Item 4.2)**
 - (a) That staff be directed to initiate an additional 30-day recruitment for citizen members to serve on the following City of Hamilton agencies, boards or sub-committees:
 - Agricultural and Rural Affairs Sub-Committee
 - Cross-Melville District Heritage Committee (Dundas)
 - Glanbrook Landfill Co-ordinating Committee
 - Heritage Permit Review Sub-Committee
 - Hess Village Pedestrian Authority
 - Knowles Bequest Trust
 - Property Standards Committee
 - (b) That a communication be forwarded to the current applicants to the above City of Hamilton agencies, boards or sub-committees advising them of the additional 30-day recruitment and to advise them that their applications are still being considered.

2. Requesting a Written Response from the Integrity Commissioner (Item 4.2)

That a written document be presented to the Selection Committee from the Integrity Commissioner regarding Conflicts of Interest and Personal Relations that need to be considered in fulfilling the role of members of the Selection Committee.

3. Additional Information and Staff Attendance at Selection Committee Meetings (Item 4.2)

- (a) That the staff who are supporting the City of Hamilton's agencies, boards or sub-committees be directed to provide the Selection Committee with the specific qualifications and experience required by applicants, and to attend meetings to assist members of the Selection Committee in screening applicants of each agency, board and sub-committee; and
- (b) That Human Resources staff be directed to attend all upcoming meetings of the Selection Committee to provide guidance on the selection process and assist in the screening of applications.

4. Applicant Screening Tool

That the Applicant Screening Tool to be used by the Selection Committee for Agencies, Boards and Sub-Committees, be approved.

FOR INFORMATION:

(a) CHANGES TO THE AGENDA (Item 1)

The Committee Clerk advised that there were no changes to the agenda.

The agenda for the May 9, 2023 meeting of the Selection Committee was approved, as presented.

(b) DECLARATIONS OF INTEREST (Item 2)

There were no declarations of interest.

(c) APPROVAL OF MINUTES OF PREVIOUS MEETING (Item 4)

(i) April 11, 2023 (Item 4.1)

The Minutes of April 11, 2023 were approved, as presented.

(d) PRIVATE & CONFIDENTIAL (Item 4)

The Committee determined that a Closed Session discussion of Item 4.1 was not required, and approved the following in Open Session:

(i) Closed Session Minutes - April 11, 2023 (Item 4.1)

The Closed Session Minutes dated April 11, 2023 was approved, as presented, and will remain confidential.

The Committee moved into Closed Session for Items 4.2 respecting the Deliberation of Applications to the City of Hamilton's Agencies, Boards and Sub-Committees, Pursuant to Section 9.3 sub-section (b) of the City's Procedural By-law 21-021, as amended, and Section 239(3) Sub-section (b) of the *Ontario Municipal Act, 2001*, as amended, as the subject matter pertains to personal matters about an identifiable individual, including City or local board employees.

(ii) Deliberation of Applications to the City of Hamilton's Agencies, Boards and Sub-Committees (Item 4.2)

For further disposition, refer to Items 1 - 4

(e) ADJOURNMENT (Item 5)

There being no further business, the Selection Committee adjourned at 11:56 a.m.

Respectfully submitted,

Councillor C. Cassar, Chair
Selection Committee

Loren Kolar
Legislative Coordinator
Office of the City Clerk



**SPECIAL PUBLIC HEALTH COMMITTEE
(Formerly the Board of Health)
REPORT 23-006**

9:30 a.m.

Monday, May 15, 2023

Council Chambers, City Hall, 2nd Floor
71 Main Street West, Hamilton, Ontario

Present:	Councillor M. Wilson (Vice-Chair) Councillors J. Beattie, C. Cassar, B. Clark, M. Francis, T. Hwang, T. Jackson, C. Kroetsch, N. Nann, E. Pauls, M. Tadeson, A. Wilson
Absent with Regrets:	Mayor A. Horwath (Chair) – City Business, Councillors J.P. Danko – Personal, T. McMeekin – Personal, M. Spadafora - Personal

THE PUBLIC HEALTH COMMITTEE PRESENTS REPORT 23-006 AND RESPECTFULLY RECOMMENDS:

**1. 2023 Hamilton Community Heat Response Plan (BOH23019) (City Wide)
(Item 6.1)**

- (a)** WHEREAS the City has a Adequate Heat By-law in place to ensure that adequate heating is provided to all Hamiltonians during colder months;

WHEREAS the City recognized, in 2016, that it needed to modify the Adequate Heat By-law by shifting the start of the colder season from August 31 to September 15;

WHEREAS the City of Mississauga introduced an Adequate Temperature By-law on June 6, 2018 that defined “adequate and suitable cooling” to be a temperature in a “unit that does not exceed 26 degrees Celsius (26°C)”;

WHEREAS the City of Mississauga’s bylaw only applies to spaces where a landlord already provides air conditioning and does not address the gaps where a landlord does not;

WHEREAS in 2020 Montgomery County Council (Washington) voted unanimously to require that property owners “supply and maintain” air conditioning service at 80°F or less during the summer months following on similar measures taken in Dallas and Phoenix;

WHEREAS extreme heat continues to have increasingly harmful impacts on the physical and mental health of Hamiltonians;

WHEREAS residents in other municipalities, notably in Chicago (1995), Quebec (2018), British Columbia (2021), and Paris (2003, 2022), have died from the impacts of extreme heat indoors because they didn't have access to cooling;

WHEREAS many renters in parts of the City with the highest urban heat impacts do not have access to air conditioned spaces;

WHEREAS an Adequate Temperature By-law would be one of a number of significant new by-law initiatives designed to better protect tenants as well as respond to the Climate Emergency; and

WHEREAS Council wants to ensure that there are sufficient resources within the Licensing and By-law Services Division to develop, implement and enforce new and existing City by-laws in order to protect tenants and respond to the Climate Emergency.

THEREFORE, BE IT RESOLVED:

- (a) That staff in the Licensing and By-law Services Division be directed to prepare an Information Report for Q4 2023 identifying the 2024 priorities and timelines for the development of new by-laws, including an Adequate Temperature By-law and report back to the Planning Committee;
- (b) That the following staffing resources, and related costs, to expand the Licensing and By-law Services Division's capacity to develop, update and enforce City by-laws to protect tenants and respond to the Climate Emergency, including the development of a new Adequate Temperature By-law, be referred to the 2024 Tax Supported Operating Budget process:
 - (i) One new Manager FTE and one new Senior Project Manager FTE within the Licensing and By-law Services Division;
 - (ii) One new Municipal Law Enforcement Supervisor FTE and one new Municipal Law Enforcement Officer FTE within the Licensing and By-law Services Division;
 - (iii) 0.5 FTE for Legal Services, to support the Licensing and By-law Services Division;
- (c) That staff be directed to include in the 2024 Tax Supported Capital Budget a Municipal By-law Review and Development project, with a purpose to undertake research, community engagement and leverage external

Council – May 24, 2023

expertise for the development of new City by-laws, with a budget of \$100,000;

- (d) That staff in Healthy and Safe Communities be directed to report back to the Emergency & Community Services Committee on the feasibility of the development of a municipal program to support low-income tenants with the cost to run an air conditioning unit and to support retrofits of private purpose-built rental housing in Q4 2023; and,
 - (e) That staff in Healthy and Safe Communities and Public Health be directed to report back to the Public Health Committee on the feasibility of tracking heat-related deaths and illnesses in Hamilton in Q4 2023.
- (b) That Report BOH23019, respecting 2023 Hamilton Community Heat Response Plan, be received.

FOR INFORMATION:

(a) CHANGES TO THE AGENDA (Item 1)

The Committee Clerk advised the Committee of the following changes to the agenda:

3. COMMUNICATIONS

- 3.1 Correspondence from Hamilton ACORN, respecting Full Temperature Control for Tenants - Protecting Tenants from Extreme Heat

Recommendation: Be received and referred to the consideration of Item 6.1.

- 3.2 Correspondence from ACORN Hamilton, Canadian Environmental Law Association and Hamilton Community Legal Clinic, respecting 2023 Hamilton Community Heat Response Plan (BOH23019) (City Wide)

Recommendation: Be received and referred to the consideration of Item 6.1.

4. DELEGATIONS REQUESTS

- 4.1 Delegation Requests, respecting 2023 Hamilton Community Heat Response Plan (BOH23019) (City Wide) (for today's meeting):

- (c) James Kemp
- (d) Zoe St Pierre, Canadian Environmental Law Association
- (e) Jacqueline Wilson, Low Income Energy Network
- (f) Christine Neale, ACORN
- (g) Karl Andrus

Council – May 24, 2023

- (h) Tom Cooper, Hamilton Roundtable for Poverty Reduction
- (i) Clare Freeman and Merima Menzildzic, Hamilton Community Legal Clinic
- (j) Katie King, Hamilton Community Benefits Network
- (k) Arnim Hughes, ACORN
- (l) Adeola Egbeyemi, Environment Hamilton
- (m) Marnie Schurter, ACORN
- (n) Liz Scott, ACORN

The agenda for the May 15, 2023 Public Health Committee was approved, as amended.

(b) DECLARATIONS OF INTEREST (Item 2)

There were no declarations of interest.

(c) COMMUNICATIONS (Item 3)

- (i) The following Communication items were approved, as presented:
 - (a) Correspondence from Hamilton ACORN, respecting Full Temperature Control for Tenants - Protecting Tenants from Extreme Heat (Added Item 3.1)

Recommendation: Be received and referred to the consideration of Item 6.1.
 - (b) Correspondence from ACORN Hamilton, Canadian Environmental Law Association and Hamilton Community Legal Clinic, respecting 2023 Hamilton Community Heat Response Plan (BOH23019) (City Wide) (Added Item 3.2)

Recommendation: Be received and referred to the consideration of Item 6.1.

(d) DELEGATION REQUESTS (Item 4)

The following Delegation Requests, were approved for today's meeting:

- (i) **Delegation Requests, respecting 2023 Hamilton Community Heat Response Plan (BOH23019) (City Wide) (Item 4.1)**
 - (a) Stewart Klazinga, ACORN Hamilton – East End Chapter (Item 4.1(a))
 - (b) Damien Ash, ACORN (Item 4.1(b))
 - (c) James Kemp (Added Item 4.1(c))

- (d) Zoe St Pierre, Canadian Environmental Law Association (Added Item 4.1(d))
- (e) Jacqueline Wilson, Low Income Energy Network (Added Item 4.1(e))
- (f) Christine Neale, ACORN (Added Item 4.1(f))
- (g) Karl Andrus (Added Item 4.1(g))
- (h) Tom Cooper, Hamilton Roundtable for Poverty Reduction (Added Item 4.1(h))
- (i) Clare Freeman and Merima Menzildzic, Hamilton Community Legal Clinic (Added Item 4.1(i))
- (j) Katie King, Hamilton Community Benefits Network (Added Item 4.1(j))
- (k) Arnim Hughes, ACORN (Added Item 4.1(k))
- (l) Adeola Egbeyemi, Environment Hamilton (Added Item 4.1(l))
- (m) Marnie Schurter, ACORN (Added Item 4.1(m))
- (n) Liz Scott, ACORN (Added Item 4.1(n))

(e) DELEGATIONS (Item 5)

- (i) The following delegates addressed the Committee respecting the 2023 Hamilton Community Heat Response Plan (BOH23019) (City Wide) (Item 5.1):
 - (a) Stewart Klazinga, ACORN Hamilton – East End Chapter (Item 5.1(a))
 - (b) Damien Ash, ACORN (Item 5.1(b))
 - (c) James Kemp (Added Item 5.1(c))
 - (d) Zoe St Pierre, Canadian Environmental Law Association (Added Item 5.1(d))
 - (e) Jacqueline Wilson, Low Income Energy Network (Added Item 5.1(e))
 - (f) Christine Neale, ACORN (Added Item 5.1(f))
 - (g) Karl Andrus (Added Item 5.1(g))

- (h) Tom Cooper, Hamilton Roundtable for Poverty Reduction (Added Item 5.1(h))
- (i) Clare Freeman and Merima Menzildzic, Hamilton Community Legal Clinic (Added Item 5.1(i))
- (j) Katie King, Hamilton Community Benefits Network (Added Item 5.1(j))
- (k) Arnim Hughes, ACORN (Added Item 5.1(k))
- (l) Marnie Schurter, ACORN (Added Item 5.1(m))
- (m) Liz Scott, ACORN (Added Item 5.1(n))
- (ii) The following delegate was not present when called upon:
 - (a) Adeola Egbeyemi, Environment Hamilton (Added Item 5.1(l))

The following Delegations were received:

- (a) Stewart Klazinga, ACORN Hamilton – East End Chapter (Item 5.1(a))
- (b) Damien Ash, ACORN (Item 5.1(b))
- (c) James Kemp (Added Item 5.1(c))
- (d) Zoe St Pierre, Canadian Environmental Law Association (Added Item 5.1(d))
- (e) Jacqueline Wilson, Low Income Energy Network (Added Item 5.1(e))
- (f) Christine Neale, ACORN (Added Item 5.1(f))
- (g) Karl Andrus (Added Item 5.1(g))
- (h) Tom Cooper, Hamilton Roundtable for Poverty Reduction (Added Item 5.1(h))
- (i) Clare Freeman and Merima Menzildzic, Hamilton Community Legal Clinic (Added Item 5.1(i))
- (j) Katie King, Hamilton Community Benefits Network (Added Item 5.1(j))
- (k) Arnim Hughes, ACORN (Added Item 5.1(k))

Council – May 24, 2023

- (l) Marnie Schurter, ACORN (Added Item 5.1(m))
- (m) Liz Scott, ACORN (Added Item 5.1(n))

For disposition of this matter, please refer to Item 1.

(f) ADJOURNMENT (Item 7)

There being no further business, the Public Health Committee adjourned at 12:38 p.m.

Respectfully submitted,

Councillor Maureen Wilson
Chair, Public Health Committee

Matt Gauthier
Legislative Coordinator
Office of the City Clerk



**PUBLIC WORKS COMMITTEE
REPORT 23-007**

1:30 p.m.

Monday, May 15, 2023

Council Chambers

Hamilton City Hall

71 Main Street West

Present: Councillors E. Pauls (Acting Chair), J. Beattie, C. Cassar, M. Francis, T. Jackson, C. Kroetsch, M. Spadafora, M. Tadeson and M. Wilson

**Absent
with Regrets:** Councillor N. Nann (Chair) – City Business
Councillor A. Wilson – City Business
Councillor J.P. Danko – Personal
Councillor T. McMeekin – Personal

**THE PUBLIC WORKS COMMITTEE PRESENTS REPORT 23-007 AND
RESPECTFULLY RECOMMENDS:**

1. Support for Large Scale Volunteer Clean-up events Update (PW23032) (City Wide) (Item 9.1)

That Report PW23032, respecting Support for Large Scale Volunteer Clean-up events Update, be received.

2. 2022 Wastewater Quality Management System Annual Summary Report (PW23030) (City Wide) (Item 9.2)

That Report PW23030, respecting 2022 Wastewater Quality Management System Annual Summary Report, be received.

3. 2022 Annual Wastewater Treatment Bypass Report (PW23031) (City Wide) (Item 9.3)

That Report PW23031, respecting 2022 Annual Wastewater Treatment Bypass Report, be received.

**4. Standardization of Equipment, Supplies and Support Services (PW13027(b))
(City Wide) (Item 11.1)**

- (a) Pursuant to Procurement Policy #14 – Standardization, that Council approve the continued standardization of field equipment, supplies and office related systems identified in Appendix “A” to Public Works Committee Report 23-007 until May 31, 2027 and that the General Manager, Public Works Department, or designate, be authorized to negotiate, enter into and execute any required Contract and any ancillary documents required to give effect thereto with the suppliers identified in Appendix “A” with content acceptable to the General Manager of Public Works, and in a form satisfactory to the City Solicitor and Procurement; and
- (b) That the General Manager, Public Works, or designate, be authorized to amend any Contracts executed and any ancillary documents as required in the event that suppliers identified in Appendix “A” to Public Works Committee Report 23-007 undergoes a name change in a form satisfactory to the City Solicitor.

5. Increased Service Levels for Litter Collection (City Wide) (Item 12.1)

WHEREAS, the City has many different work areas that provide litter collection across the city, including litter pick up from roadside, sidewalks, and parks, on both a proactive and reactive basis;

WHEREAS, some areas of the City seem to have more requirement for litter pick up due to population density, activities such as events, wind tunnel conditions that result in areas of concentration of litter, and other reasons;

WHEREAS, currently the litter pick up service delivery standard does not necessarily consider those specific conditions when establishing the standard; and

WHEREAS, the City would benefit from a review of prone areas and service delivery standards in order to establish litter pick up standards that align level of resources to the conditions across the City.

THEREFORE, BE IT RESOLVED:

- (a) That staff be directed to conduct a service level review across all divisions in the Public Works Department that are responsible for proactive and reactive litter collection in the public realm;
- (b) That the service level review respecting litter collection include but not be limited to parks, cemeteries, right of ways inclusive of roadways, sidewalks, alleys, streams and municipal properties; and

- (c) That staff report back prior to the 2024 Budget deliberations to the Public Works Committee on any operational and budgetary changes that may be required to address the service levels respecting litter collection.

6. Accessible Portable Toilets at Inch Park, 400 Queensdale Avenue East, Hamilton (Ward 7) (Item 12.2)

WHEREAS, Inch Park, 400 Queensdale Avenue East, Hamilton, is home to Hamilton Challenger Baseball, an organization that provides sports for players with special needs;

WHEREAS, Hamilton Challenger Baseball consists of more than 190 players and 60 dedicated volunteers and offers the opportunity for those with developmental and physical disabilities to be empowered and assert their independence through sport;

WHEREAS, Challenger Baseball has funded improvements to Inch Park over the years; and

WHEREAS, additional funding for the rental and cleaning of accessible portable toilet(s) for the 2023 season is required.

THEREFORE, BE IT RESOLVED:

- (a) That a maximum of \$1,250 of funding to be allocated from the Ward 7 Special Capital Re-Investment Discretionary Fund (#3302109700), for the provision of accessible portable toilet(s) at Inch Park, 400 Queensdale Avenue East, Hamilton, to support Hamilton Challenger Baseball 2023 season, be approved; and
- (b) That the Mayor and City Clerk be authorized and directed to approve and execute all required agreements and ancillary documents, with such terms and conditions in a form satisfactory to the City Solicitor related to the provision of accessible portable toilet(s) at Inch Park, 400 Queensdale Avenue East, Hamilton.

FOR INFORMATION:

- (a) **CEREMONIAL ACTIVITIES (Item 1)**
 - (i) **City of Recognized as a 2022 Leader in Sustainability by Call2Recycle Canada Inc. (Item 1.1)**

Acting Chair Pauls advised that The City of Hamilton has been named as a 2022 Leader in Sustainability by Call2Recycle Canada Inc. The Leader in Sustainability Award is granted each year to organizations that display exceptional commitment to battery recycling. The City of Hamilton collected 64,385 kilograms of household batteries through the Call2Recycle® program during 2022, making it one of the program's top-performing partners. The battery recycling program is part of the City's comprehensive waste management system to maximize waste diversion, which in turn protects the environment and our community.

(ii) Provincial Day of Action on Litter (Item 1.2)

Acting Chair Pauls advised that Tuesday May 9th was the Provincial Day of Action on Litter and that the City recognizes, encourages, and commends the many individuals that work together to do their part in picking up litter along our shorelines, in our parks, and on our streets.

The City is thankful for initiatives such as our Community Clean-up Programs, which includes the Team Up to Clean Up program. This program supports groups and individuals that want to help make our City cleaner and greener. There have already been 100 events in 2023 and registrations are consistently coming in.

The City also thanks our Waste Management, Environmental Services and Transportation Divisions, who oversee the collection and disposal of litter in parks, along roadways, the disposal of litter and illegally dumped materials, as well as Hamilton Water for managing the bi-annual shoreline cleanups.

Together, we all play a part in reducing the effects of litter in our City when we 'act on litter' to keep Hamilton clean and green.

(b) APPROVAL OF AGENDA (Item 2)

The Committee Clerk advised of the following changes to the agenda:

1. CEREMONIAL ACTIVITIES

1.2 Provincial Day of Action on Litter

12. MOTIONS

12.3 Expansion of Pollinator Beds and Addition of Murals at York Boulevard Parkette 2, Hamilton (Ward 1) - WITHDRAWN

The Agenda for the May 15, 2023 Public Works Committee meeting was approved, as amended.

(c) DECLARATIONS OF INTEREST (Item 3)

There were no declarations of interest.

(d) APPROVAL OF MINUTES OF PREVIOUS MEETING (Item 4)

(i) May 1, 2023 (Item 4.1)

The Minutes of the May 1, 2023 meeting of the Public Works Committee were approved, as presented.

(e) CONSENT ITEMS (Item 9)

(i) Hamilton Cycling Committee Minutes (Item 9.4)

The following Hamilton Cycling Committee Minutes, were received:

(a) Minutes – March 1, 2023 (Item 9.4(a))

(b) No Quorum Report – April 5, 2023 (Item 9.4(b))

(f) MOTIONS (Item 12)

Acting Chair Pauls relinquished the Chair to Councillor Jackson in order to introduce the following Motion:

(i) Accessible Portable Toilets at Inch Park, 400 Queensdale Avenue East, Hamilton (Ward 7) (Item 12.2)

For disposition of this matter, refer to Item 6.

Acting Chair Pauls assumed the Chair.

(g) GENERAL INFORMATION / OTHER BUSINESS (Item 14)

(i) Amendments to the Outstanding Business List (Item 14.1)

The following amendments to the Public Works Committee's Outstanding Business List, were approved:

(1) Items Considered Complete and Needing to be Removed (Item 14.1(a))

(i) Waste Pickup for Large Community Cleanups (Item 14.1(a)(a))

Addressed as Item 9.1 (PW23032) (today's agenda)
Item on OBL: ADQ

(h) ADJOURNMENT (Item 16)

There being no further business, the meeting adjourned at 2:14 p.m.

Respectfully submitted,

Councillor Pauls, Acting Chair,
Public Works Committee

Carrie McIntosh
Legislative Coordinator
Office of the City Clerk

Standardization of Equipment, Supplies and Support Services

Supplier	Product	Services
Cansel Survey Equipment (Canada) Inc.	Civil Engineering and Legal Field Survey Equipment: Trimble and Faro Hardware and Software Solutions	CanNet GPS correction service subscription and professional services, Trimble and Faro hardware and software licensing, professional services, and hardware maintenance
Bentley Systems Incorporated , including Bentley Systems Canada (wholly owned by Bentley Systems Incorporated) for local support	Civil Engineering Software Suite: MicroStation, ProjectWise, InRoads, OpenRoads, WaterCAD, and various other software packages, licensing, and support	Bentley Systems Canada - local Ontario support and professional services
Hexagon AB Systems	Legal Boundary Calculations Software: MicroSurvey Software licensing and support	
Canon Canada Inc	Large format plotter/scanner: Hardware, software licensing, plotter/scanner supplies	Local support and maintenance
Esri Canada Inc	Geospatial Software (GIS): ArcGIS Enterprise Software, ArcGIS Pro/Desktop, and ArcGIS Online components, licensing & subscriptions	Local support and professional services



**PLANNING COMMITTEE
REPORT
23-008**

May 16, 2023

9:30 a.m.

**Council Chambers, Hamilton City Hall
71 Main Street West**

Present: Councillor T. Hwang (Acting Chair)
Councillor C. Cassar (2nd Vice Chair)
Councillors J. Beattie, M. Francis, C. Kroetsch, T. McMeekin,
N. Nann, E. Pauls, M. Tadeson, A. Wilson, M. Wilson

Absent with regrets: Councillor J.P. Danko - Personal

THE PLANNING COMMITTEE PRESENTS REPORT 23-008 AND RESPECTFULLY RECOMMENDS:

1. Active Official Plan Amendment, Zoning By-law Amendment, and Plan of Subdivision Application (PED23098) (City Wide) (Item 9.1)

That Report PED23098, respecting Active Official Plan Amendment, Zoning By-law Amendment, and Plan of Subdivision Application, be received.

2. Application for Zoning By-law Amendment for lands located at 81 Chatham Street, Hamilton (PED23103) (Ward 1) (Item 10.1)

(a) That Zoning By-law Amendment Application ZAC-23-007 by GSP Group c/o Sarah Knoll) on Behalf of 81 Chatham Street LP c/o Will Edwards, Owner, for a change in zoning from the Low Density Residential – Small Lot (R1a) Zone to a site specific Low Density Residential – Small Lot (R1a, 845, H148) Zone, Modified, to permit a three storey (10.3 metres) multiple dwelling containing six dwelling units with six parking spaces located at the rear of the subject lands for the lands located at 81 Chatham Street, as shown on Appendix “A” attached to Report PED23103, be APPROVED on the following basis:

(i) That the draft By-law, attached as Appendix “B” to Report PED23103, which has been prepared in a form satisfactory to the City Solicitor, be enacted by City Council;

- (ii) That the proposed change in zoning is consistent with the Provincial Policy Statement (2020), conforms to A Place to Grow: Growth Plan for the Greater Golden Horseshoe (2019, as amended); and
- (iii) That the proposed change in zoning complies with the Urban Hamilton Official Plan.

3. Application for a Zoning By-law Amendment for Lands Located at 4 and 10 Trinity Church Road, Hamilton (PED23088) (Ward 6) (Item 10.2)

- (a) That Amended Zoning By-law Amendment Application ZAC-22-038, by 1000033959 Ontario Ltd. C/O Ian Ladd, for a change in zoning from the Arterial Commercial (C7) Zone to the Arterial Commercial (C7, H142) Zone for lands located at 4 Trinity Church Road, Hamilton, to add a Holding Provision related to the heritage resource, and from the Agricultural "AA" District to the Business Park Support (M4, 842, H142) Zone for lands located at 10 Trinity Church Road, Hamilton, to permit the adaptive reuse of a heritage resource as a restaurant use, as shown on Appendix "A" attached to Report PED23088, be APPROVED on the following basis:
 - (i) That the draft By-law, attached as Appendix "B" to Report PED23088, which has been prepared in a form satisfactory to the City Solicitor, be enacted by City Council;
 - (ii) That the amending By-law apply the Holding Provisions of Section 36(1) of the *Planning Act*, R.S.O. 1990 to the subject property by introducing the Holding symbol 'H142' to the proposed Arterial Commercial (C7) Zone and Business Park Support (M4, 842) Zone;

For such time as the Holding Provision is in place, these lands shall only be used for permitted uses listed in the (C7) and (M4) Zone within the buildings and structures existing at the time of the passing of this By-law.

The Holding Provision 'H142' is to be removed conditional upon:

- (1) The Owner submit and receive approval of a Cultural Heritage Impact Assessment Addendum that includes detailed architectural and structural drawings for the proposed changes, to the satisfaction of the Manager of Heritage and Design;

- (2) The Owner submit and receive approval of a Conservation Brief that includes structural drawings and masonry specifications for changes to the north elevation associated with the elevator addition, to the satisfaction of the Manager of Heritage and Design;
- (3) The Owner submit and receive approval of a Documentation and Salvage Brief scoped to the re-purposing of the Gothic window that will be removed from the north elevation, to the satisfaction of the Manager of Heritage and Design;
- (iii) That the proposed changes in zoning are consistent with the Provincial Policy Statement (2020), conform to A Place to Grow (2019, as amended), and comply with the Urban Hamilton Official Plan.

4. Amendments to City of Hamilton By-laws Respecting Protection of Woodlands (PED23115) (City Wide) (Item 11.1)

- (a) That the amending By-law (By-law No. 23-XXX), which amends By-law 14-212, being a By-law, To Promote the Conservation and Sustainable Use of Woodlands on Private Property within the Urban Boundary of the City of Hamilton, attached as Appendix “B” to Report PED23115, which has been prepared in a form satisfactory to the City Solicitor, be approved;
- (b) That the amending By-law (By-law No. 23-XXX), which amends By-law R00-054, being a By-law, To Restrict and Regulate the Destruction of Trees in the Regional Municipality of Hamilton-Wentworth, attached as Appendix “C” to Report PED23115 which has been prepared in a form satisfactory to the City Solicitor, be approved;
- (c) That Licensing and By-law Services staff be directed to monitor the number of permit applications and public inquiries from property owners as a result of the by-law amendments, and report back through the 2024 Budget process with any recommended staffing or budget enhancements;
- (d) That, should the by-law amendments result in workload implications beyond the capacities of the current staff complement, that staff be authorized to secure any necessary short-term contractual resources to an upset limit of \$100,000 to support the enforcement and implementation of By-law 14-212 and By-law R00-054 to be funded from the Climate Change Reserve Account No. 108062.

5. Hamilton Municipal Heritage Committee Report 23-004 (Item 11.2)

(a) Update on Melville Street Heritage Conservation District Study (PED23083) (Ward 13) (Item 9.2)

That Report PED23083, respecting an Update on Melville Street Heritage Conservation District Study, be received.

(b) Newly Proposed Provincial Planning Statement and its Cultural Heritage Resource Polices (PED23113) (City Wide) (Item 9.5)

That Report PED23113, respecting Newly Proposed Provincial Planning Statement and its Cultural Heritage Resource Polices, be received.

(c) Information Update Regarding Heritage Permit Extension HP2023-017 for 98 James Street South, Hamilton (PED23133) (Ward 2) (Item 9.6)

That Report PED23133, respecting Information Update Regarding Heritage Permit Extension HP2023-017 for 98 James Street South, Hamilton, be received.

(d) Monthly Report on Proactive Listings for the Municipal Heritage Register, April 2023 (PED23101) (Ward 3 and 11) (Item 10.1)

That staff be directed to list the following properties on the Municipal Heritage Register as non-designated properties that Council believes to be of cultural heritage value or interest, as outlined in Report PED23101, in accordance with Section 27 of the *Ontario Heritage Act*.

- (i) 448 Barton Street East, Hamilton (Ward 3);
- (ii) 460 Barton Street East, Hamilton (Ward 3);
- (iii) 681 Main Street East, Hamilton (Ward 3);
- (iv) 7156 White Church Road, Glanbrook (Ward 11);
- (v) 7349 Airport Road, Glanbrook (Ward 11);
- (vi) 3487 Upper James Street, Glanbrook (Ward 11);
- (vii) 8064 White Church Road, Glanbrook (Ward 11).

6. Detached Secondary Dwelling Units (Item 12.1)

WHEREAS, in May 2021, amendments were made to the City of Hamilton's Zoning By-laws to expand permissions for Secondary Dwelling Units (SDUs);

WHEREAS, a Detached Secondary Dwelling Unit (SDU-D) is separate from the main dwelling on a lot, must be constructed in the rear and/or side yard of a lot or may be created from the conversion of an existing accessory building such as a detached garage;

WHEREAS, SDU-Ds can be relatively more affordable to rent than most single-family houses and provide new housing options in areas of our city where housing is generally unaffordable to many people;

WHEREAS, a wide range of households, particularly older adults looking to downsize, seniors with fixed incomes, homeowners with disabilities or other needs, and multigenerational families could benefit from the flexibility, stability, or supplemental income that a SDU-D provides to meet their evolving household needs;

WHEREAS, many residents remain unsure of the design, construction and permitting process involved in pursuing an SDU-D;

WHEREAS, other jurisdictions in North America have explored various strategies aimed at encouraging the construction of SDU-Ds; and,

WHEREAS, developing and implementing a promotion strategy to accelerate construction and expansion of Accessory Dwelling Units is one of the priority actions contained within the City's new Housing and Sustainability Investment Roadmap;

THEREFORE BE IT RESOLVED:

- (a) That to encourage more homeowners to pursue Detached Secondary Dwelling Units (SDU-D's), that staff report back in Q1 of 2024 on a program to assist homeowners in the SDU-D design and permitting processes, including consideration of measures such as:
 - (i) Expediting the permitting and approvals process for SDU-Ds through a "one window" dedicated approvals team;
 - (ii) Providing access to a library of permit-ready design templates for SDU-Ds;
 - (iii) Developing a one-stop SDU-D website that provides a comprehensive inventory of SDU-D information, guidance, resources and summarizes SDU-D regulations and permitting steps;

- (iv) Facilitating connections among prospective SDU-D owners and residents and relevant experts in the design and construction community; and
- (v) Partnering with nonprofits, public agencies, and private organizations to develop models for affordable SDU-D construction, using best practices gleaned from other jurisdictions.

7. Dickenson Road Water Connection (Item 12.2)

WHEREAS, the City of Hamilton will be extending the existing watermain in Dickenson Road from approximately Miles Road to French Road;

WHEREAS, the purpose of the watermain extension is to provide for system reliability, security of supply and water quality considerations;

WHEREAS, there are approximately 10 properties that front onto Dickenson Road from approximately Miles Road to French Road, that do not qualify for water connection as they are outside the Urban Area and are not on a boundary road separating the Urban Area from the Rural Area;

WHEREAS, a precedent has been set with Ecole Elementaire Michaelle Jean and the former Wills Motors property, both of which are on Hwy 56, Oak Run Bakery, the Ancaster Fair Grounds and 418 Upper Centennial Parkway all of which are located outside the urban boundary and have been permitted to connect to municipal services at their cost; and,

WHEREAS, the planned municipal waterline will run across the frontage of the properties on Dickenson Road between Miles Road and French Road will have adequate capacity to accommodate residential use at these properties.

THEREFORE, BE IT RESOLVED:

That single family residential water connections at 8075, 8080, 8125, 8136, 8270, 8250 and 8362 Dickenson Road, be permitted to connect to City Municipal Water at the property owner's cost, in a manner acceptable to the City of Hamilton.

8. Update on Ontario Land Tribunal (OLT) Appeals for 41-61 Wilson Street and 97, 99 and 117 John Street North; and 474 Provident Way; and 16 Cannon Street East (LS23016/PED23102) (City Wide) (Item 15.1)

- (a) That the directions to staff in closed session respecting Report LS23016/ PED23102 respecting an Update on Ontario Land Tribunal (OLT) Appeals for 41-61 Wilson Street and 97, 99 and 117 John Street North; and 474

Provident Way; and 16 Cannon Street East, be approved and released to the public, following approval by Council;

- (b) That the balance of Report LS23016/PED23102 respecting an Update on Ontario Land Tribunal (OLT) Appeals for 41-61 Wilson Street and 97, 99 and 117 John Street North; and 474 Provident Way; and 16 Cannon Street East, remain confidential.

9. Appeal to the Ontario Land Tribunal (OLT-22-004759) for Official Plan Amendment (UHOPA-21-014) and Zoning By-law Amendment Applications (ZAC-21-031) for Lands Located at 405 James Street North (LS23012(a)) (Ward 2) (Added Item 15.2)

- (a) That report LS23012(a) respecting an Appeal to the Ontario Land Tribunal (OLT-22-004759) for Official Plan Amendment (UHOPA-21-014) and Zoning By-law Amendment Applications (ZAC-21-031) for Lands Located at 405 James Street North (LS23012(a)) (Ward 2), be received and remain confidential.

FOR INFORMATION:

(a) APPROVAL OF AGENDA (Item 2)

The Committee Clerk advised of the following changes to the agenda:

10. PUBLIC MEETINGS

10.1 Application for Zoning By-law Amendment for lands located at 81 Chatham Street, Hamilton (PED23103) (Ward 1)

- (a) Added Registered Delegations

- (i) Thomas Leharne (in-person)

15. PRIVATE & CONFIDENTIAL

15.2 Appeal to the Ontario Land Tribunal (OLT-22-004759) for Official Plan Amendment (UHOPA-21-014) and Zoning By-law Amendment Applications (ZAC-21-031) for Lands Located at 405 James Street North (LS23012(a)) (Ward 2)

The agenda for the May 16, 2023 Planning Committee meeting was approved, as amended.

(b) DECLARATIONS OF INTEREST (Item 3)

There were no declarations of interest.

(c) APPROVAL OF MINUTES OF PREVIOUS MEETING (Item 4)

(i) May 2, 2023 (Item 4.1)

The Minutes of the May 2, 2023 meeting were approved, as presented.

(d) PUBLIC HEARINGS (Item 10)

In accordance with the *Planning Act*, Chair T. Hwang advised those viewing the meeting that the public had been advised of how to pre-register to be a delegate at the Public Meetings on today's agenda.

In accordance with the provisions of the *Planning Act*, Chair T. Hwang advised that if a person or public body does not make oral submissions at a public meeting or make written submissions to the Council of the City of Hamilton before Council makes a decision regarding the Development applications before the Committee today, the person or public body is not entitled to appeal the decision of the Council of the City of Hamilton to the Ontario Land Tribunal, and the person or public body may not be added as a party to the hearing of an appeal before the Ontario Land Tribunal unless, in the opinion of the Tribunal, there are reasonable grounds to do so.

(i) Application for Zoning By-law Amendment for lands located at 81 Chatham Street, Hamilton (PED23103) (Ward 1) (Item 10.1)

Jennifer Allen, Planner II provided the Committee with a presentation with the aid of a PowerPoint presentation and advised the Committee that recommendation (b) respecting Schedule "D" – Holding Provisions, of Zoning By-law No. 05-200, has been satisfied and therefore, should be removed.

The staff presentation was received.

Sarah Knoll, GSP Group was in attendance, indicated support for the staff report and provided the Committee with a presentation with the aid of a PowerPoint presentation.

The presentation from Sarah Knoll, GSP Group, was received.

Registered Delegations (Added Item 10.1(a)):

- (i) Thomas Leharne addressed the Committee in regards to the impacts of construction on daily life (noise, trucks idling (air pollution) and damages to property from the construction process) and the process in place for addressing such complaints.

Chair Hwang called three times for additional public delegations and no further delegations came forward.

- (a) The following delegation, was received and considered by the Committee:

- (i) Thomas Leharne

- (b) The public meeting was closed.

For disposition of this matter, refer to Item 2.

(ii) Application for a Zoning By-law Amendment for Lands Located at 4 and 10 Trinity Church Road, Hamilton (PED23088) (Ward 6) (Item 10.2)

Mark Michniak, Planner II provided the Committee with a presentation with the aid of a PowerPoint presentation.

The staff presentation was received.

Katelyn Gillis, T. Johns Consulting, was in attendance and indicated support for the staff report and provided the Committee with conceptual drawings.

The delegation from Katelyn Gillis, T. Johns Consulting, was received.

Chair Hwang called three times for public delegations and none came forward.

There were no public submissions received regarding this matter and the public meeting was closed.

For disposition of this matter, refer to Item 3.

(e) GENERAL INFORMATION / OTHER BUSINESS (Item 14)

(i) Outstanding Business List (Added Item 14.1)

The following changes to the Outstanding Business List, were approved:

(a) Items to be Added:

23H - Five-Year Review of the Environmental Remediation and Site Enhancement (ERASE) Community Improvement Plan and Associated Financial Assistance Programs (PED23076) (City Wide) (Item 8.2). Item referred to the Planning Committee but the General Issues Committee on April 28, 2023.

23i - Renovictions Stakeholder Consultation (HSC23023) (City Wide) (Item 8.1). Item (b) referred to the Planning Committee by the Emergency and Community Services Committee on April 26, 2023.

(ii) General Manager's Update (Added Item 14.2)

The General Manager's Update was received.

(f) PRIVATE & CONFIDENTIAL (Item 15)

- (i)** The Committee moved into Closed Session for Items 15.1 respecting the Update on Ontario Land Tribunal (OLT) Appeals for 41-61 Wilson Street and 97, 99 and 117 John Street North; and 474 Provident Way; and 16 Cannon Street East (LS23016/PED23102) (City Wide) and 15.2 respecting Appeal to the Ontario Land Tribunal (OLT-22-004759) for Official Plan Amendment (UHOPA-21-014) and Zoning By-law Amendment Applications (ZAC-21-031) for Lands Located at 405 James Street North (LS23012(a)) (Ward 2), Pursuant to Section 9.3, Sub-sections (e), (f) and (k) of the City's Procedural By-law 21-021, as amended; and, Section 239(2), Sub-sections (e), (f) and (k) of the *Ontario Municipal Act*, 2001, as amended, as the subject matter pertains to litigation or potential litigation, including matters before administrative tribunals, affecting the municipality or local board; advice that is subject to solicitor-client privilege, including communications necessary for that purpose; and, a position, plan, procedure, criteria or instruction to be applied to any negotiations carried on or to be carried on by or on behalf of the municipality or local board.

- (ii) **Update on Ontario Land Tribunal (OLT) Appeals for 41-61 Wilson Street and 97, 99 and 117 John Street North; and 474 Provident Way; and 16 Cannon Street East (LS23016/PED23102) (City Wide) (Item 15.1)**

For disposition of this matter, refer to Item 8.

- (iii) **Appeal to the Ontario Land Tribunal (OLT-22-004759) for Official Plan Amendment (UHOPA-21-014) and Zoning By-law Amendment Applications (ZAC-21-031) for Lands Located at 405 James Street North (LS23012(a)) (Ward 2) (Added Item 15.2)**

For disposition of this matter, refer to Item 9.

(g) ADJOURNMENT (Item 16)

There being no further business, the Planning Committee meeting was adjourned at 12:35 p.m.

Councillor T. Hwang, Acting Chair
Planning Committee

Janet Pilon
Manager, Legislative Services/
Deputy Clerk



GENERAL ISSUES COMMITTEE REPORT 23-017

9:30 a.m.

May 17, 2023

Council Chambers, City Hall, 2nd Floor
71 Main Street West, Hamilton, Ontario

Present: Mayor A. Horwath
Deputy Mayor E. Pauls (Chair)
Councillors J. Beattie, C. Cassar, B. Clark, M. Francis, T. Hwang,
T. Jackson, C. Kroetsch, T. McMeekin, N. Nann, M. Spadafora,
M. Tadeson, A. Wilson, M. Wilson

Absent: Councillor J. P. Danko – Personal

THE GENERAL ISSUES COMMITTEE PRESENTS REPORT 23-017 AND RESPECTFULLY RECOMMENDS:

1. Proposed Encampment Protocol (HSC20036(f) / PED21188(c)) (Item 8.1)

- (c) That staff be directed to make the Proposed Encampment Protocol attached as Appendix “A” to Report HSC20038(f) / PED21188(c) available for public comment (including written comments) until June 30, 2023, and that staff report back with a final recommended protocol at the General Issues Committee on August 2023;
- (d) That staff be directed to conduct a scan of jurisdictions that currently operate sanctioned encampments and further research/consultation as required and bring back options regarding operating models, parameters and criteria for site identification and potential sites with the goal of incorporating sanctioned sites into a new encampment protocol once site(s) and operating model are approved by Council;
- (e) That staff be directed to work with stakeholders to:
 - i. Address washrooms, showers, and access to drinking water;
 - ii. Integrate of peer and Indigenous supports into encampment response;
 - iii. Develop a task force or committee, comprised of City staff, community stakeholders, and people with lived experience to advise on the development and policy of encampment response and appeals process;

Council – May 24, 2023

- iv. Report back to the General Issues Committee with recommendations and required resourcing; and,
- (f) That prior to May 24, 2023 Council meeting staff incorporate - a process to inform residents of nearby compliant sites in the case of any enforcement measures (voluntary compliance notices, etc.), ensuring no residents are facing enforcement measures without being made aware of sanctioned and permitted sites where they can go - into the Proposed Encampment Protocol attached as Appendix "A" to Report HSC20038(f) / PED21188(c).

2. Dundas Business Improvement Area (BIA) Revised Board of Management (PED23109) (Ward 13) (Item 9.1)

That the following individuals be appointed to the Dundas Business Improvement Area (BIA) Board of Management for the 2022-2026 term:

- (a) Jennifer Hayes, Jax Sweet Shoppe;
- (b) Lily Zoghaib, Urban Vine;
- (c) Dave Maciulis, Red Door Cucina;
- (d) Melanie Barlow, Dundas Community Services;
- (e) Donna Cole, The Kitchen Witch.

3. Dundas Business Improvement Area (BIA) Proposed Budget and Schedule of Payments (PED23110) (Ward 13) (Item 10.1)

- (a) That the 2023 Operating Budget for the Dundas Business Improvement Area, attached as Appendix "A" to General Issues Committee Report 23-017, in the amount of \$268,214.00 be approved;
- (b) That the levy portion of the Operating Budget for the Dundas Business Improvement Area (BIA) in the amount of \$178,880.00 be approved;
- (c) That the General Manager of Finance and Corporate Services be hereby authorized and directed to prepare the requisite By-law pursuant to Section 208, The *Municipal Act, 2001*, to levy the 2023 Budget as referenced in Recommendation of Report PED23110; and,
- (d) That the following schedule of payments for 2023 Operating Budget for the Dundas Business Improvement Area (BIA) be approved:
 - (i) February \$89,440.00
 - (ii) June \$89,440.00

Note: Assessment appeals may be deducted from the levy payments.

4. Airport Sub-Committee Report 23-001 - April 27, 2023 (Item 10.2)

(a) Appointment of Chair and Vice-Chair (Item 1)

That Councillor M. Tadeson be appointed as Co-Chair of the Airport Sub Committee on a rotating basis for the term of 2022-2026.

(b) 2023-2024 John C. Munro Hamilton International Airport – City of Hamilton Joint Marketing Incentives (PED23121) (City Wide) (Item 10.1)

That the City of Hamilton approve and allocate \$100K, from the Airport Joint Marketing Reserve Fund No. 112217 as the City's contribution to the 2023-2024 John C. Munro Hamilton International Airport – City of Hamilton Joint Marketing Initiatives outlined in Report PED23121.

(c) Airport Lease – Status Update (PED19084(g)) (City Wide) (Item 14.1)

That Report PED19084(g) and Appendix 'A' to Report PED19084(g), respecting Airport Lease – Status Update, be received and remain confidential.

5. 2023 Tax Policies and Area Rating (FCS23049) (City Wide) (Item 10.3)

(a) That the following optional property classes be continued for the 2023 taxation year:

- (i) Parking Lot and Vacant Land;
- (ii) Large Industrial;

(b) That, the following final tax ratios be established for the 2023 taxation year:

(i)	Residential	1.0000
(ii)	Multi-Residential	2.2174
(iii)	New Multi-Residential	1.0000
(iv)	Commercial	1.9800
(v)	Parking Lot and Vacant Land	1.9800
(vi)	Industrial	3.1025
(vii)	Large Industrial	3.6381
(viii)	Pipeline	1.7947
(ix)	Farm	0.1767
(x)	Managed Forest	0.2500
(xi)	Landfills	2.9696

- (c) That the following tax reductions be established for the 2023 taxation year:
- | | | |
|-------|--|-----|
| (i) | Farmland awaiting development (1st Subclass) | 25% |
| (ii) | Farmland awaiting development (2nd Subclass) | 0% |
| (iii) | Excess land Subclass (Residual Commercial) | 0% |
| (iv) | Excess land Subclass (Residual Industrial) | 0% |
| (v) | Vacant land Subclass (Residual Industrial) | 0% |
| (vi) | Excess land Subclass (Large Industrial) | 0% |
- (d) That the Deferral of Tax Increases for Seniors and Low Income Persons with Disabilities Program (Deferral of Tax Increases Program) be continued for the 2023 taxation year;
- (e) That the Full Tax Deferral Program for Seniors and Low Income Persons with Disabilities Program (Full Tax Deferral Program) be continued for the 2023 taxation year;
- (f) That the Seniors' (65+) Tax Rebate Program be continued for the 2023 taxation year;
- (g) That the 40% Tax Rebate for eligible charities and similar organizations be continued for the 2023 taxation year;
- (h) That, for the 2023 taxation year, the Area Rated Levies be approved as identified in Appendix "B" to General Issues Committee Report 23-017, "2023 Tax Policies and Area Rating", attached hereto; and,
- (i) That the City Solicitor be authorized and directed to prepare all necessary by-laws, for Council approval, for the purposes of establishing the tax policies and tax rates for the 2023 taxation year.

6. Pier 8 Animation Q4 2023 (PED23116) (City Wide) (Item 10.4)

- (a) That up to \$125,000, to be funded from the Economic Development Initiatives Capital Project 3621708900, be approved, to support special public programming and animation of Pier 8 during the month of November 2023; and,
- (b) That the General Manager of Planning and Economic Development be authorized to enter into the necessary agreements to execute the special programming and animation, including securing a temporary art installation.

7. Advisory Committee for Persons with Disabilities (ACPD) Report 23-005 - May 9, 2023 (Item 10.5)

(a) Advisory Committee for Persons with Disabilities' "Ability First" Accessibility Fair, September 28, 2023 (Item 12.2)

WHEREAS, the Advisory Committee for Persons with Disabilities has received permission to begin organizing the "Ability First" Accessibility Fair annually;

WHEREAS, the date of the 2023 "Ability First" Accessibility Fair is scheduled for September 28th;

WHEREAS, the proposed budget for "Ability First" is an upset limit of \$5811.67 to be funded from the Advisory Committee for Persons with Disabilities' reserve; and,

WHEREAS, in order to organize and promote the event, Advisory Committee for Persons with Disabilities' members and volunteers will be required to contact City of Hamilton staff, outside agencies and media to arrange attendance, but will exclude official media releases which will still need to be approved by Committee and Council.

THEREFORE, BE IT RESOLVED:

- (i) That the Advisory Committee for Persons with Disabilities "Ability First" Accessibility Fair, to be held on Thursday September the 28th, 2023 on the Forecourt of City Hall, be approved;
- (ii) That the Advisory Committee for Persons with Disabilities "Ability First" Accessibility Fair budget with an upset limit of \$5811.67, attached as Appendix "A" to the Advisory Committee for Persons with Disabilities Report 23-005, to be funded from the ACPD Reserve Fund (#112212), be approved; and
- (iii) That the Advisory Committee for Persons with Disabilities' members and volunteers be permitted to contact City of Hamilton staff (when appropriate and available), outside agencies and media in order to organize, promote and arrange attendance to the event.

8. Facility Naming Sub-Committee Report 23-001 - May 11, 2023 (Added Item 10.6)

(a) Appointment of Chair and Vice-Chair (Item 1)

- (i) That Councillor C. Cassar be appointed as Chair of the Facility Naming Sub-Committee for the 2022-2026 term.

Council – May 24, 2023

- (ii) That Councillor M. Francis be appointed as Vice-Chair of the Facility Naming Sub-Committee for the 2022-2026 term.

**(b) Renaming of Ryerson Recreation Centre (HSC23031) (Ward 1)
(Added Item 10.2)**

- (i) That the Ryerson Recreation Centre at 251 Duke Street be renamed “Kanétskare” (pronounced Ga-nét-sga-re, a Mohawk term meaning Bay or Inlet) Recreation Centre as it meets the guidelines as set out in Section 4(b)(i) of the City of Hamilton Municipal Property and Building Naming Policy;
- (ii) That a budget of \$20K funded from the City’s Tax Stabilization Reserve, (110046) be established for costs associated with the removal, repair, preparation and installation of new facility signage at the 251 Duke Street site;
- (iii) That the Mayor and City Clerk be authorized and directed to execute any required agreement(s) and ancillary documents, with such terms and conditions in a form satisfactory to the City Solicitor; and,
- (iv) That the renaming of Ryerson Recreation Centre to Kanétskare Recreation Centre be considered complete and removed from the Facility Naming Sub Committee Outstanding Business List.

9. Advocate Registry for Homelessness (Added Item 11.1)

WHEREAS, the compassionate nature of advocates and Council members compels us to seek innovative solutions to address the challenges faced by individuals experiencing homelessness;

WHEREAS, recognizing Council members play a vital role in leading by example and demonstrating compassion for individuals experiencing homelessness, this too will be extended to members of Council to participate if desired

WHEREAS, the voluntary nature of the registry allows participants the flexibility to opt out of the program at any time, ensuring that it respects the preferences and needs of both hosts and houseless individuals;

WHEREAS, the creation of a registry aligns with our city's commitment to foster a compassionate and inclusive community that values the dignity and well-being of all its residents;

WHEREAS, the registry program offers a practical and cost-effective approach to expanding available housing options for individuals experiencing homelessness;

WHEREAS, other municipalities like Oshawa have championed community led programs like Spirit in Service Sponsorship Program that is modelled after Refugee Sponsorship Programs and providing an opportunity for residents to contribute to solution building;

THEREFORE BE IT RESOLVED:

That staff be directed to determine the feasibility, financial impacts to the municipality, and potential liability of a registry for advocates, members of Council, and residents to voluntarily add their name to host a person experiencing homelessness as identified by housing support staff, and report back to the General Issues Committee.

10. Encampment Litigation Update (LS20023(g)) (City Wide) – REVISED (Item 14.1)

That Report LS20023(g), respecting Encampment Litigation Report, be received and remain confidential.

11. Safety and Security at City Hall (No Copy) (Added Item 14.2)

That the verbal update respecting Safety and Security at City Hall, be received and remain confidential.

FOR INFORMATION:

(a) APPROVAL OF AGENDA (Item 2)

The Committee Clerk advised of the following changes to the agenda:

5. COMMUNICATIONS

5.1 Correspondence respecting Item 8.1, Proposed Encampment Protocol (HSC20036(f) / PED21188(c)) (Item 8.1), from the following individual:

(b) Keeping Six and HAMSMaRT

Recommendation: Be received and referred to the consideration of Item 8.1.

6. DELEGATION REQUESTS

6.2 Delegation Requests respecting Item 8.1, Proposed Encampment Protocol (HSC20036(f) / PED21188(c)), from the from the following individuals (For today's meeting):

- (a) Gessie Stearns (In Person)
- (b) Lisa Nussey (In Person)
- (c) Jammy Lo, Keeping Six (In Person)
- (d) Leon Blaze (In Person)

10. DISCUSSION ITEMS

10.6 Facility Naming Sub-Committee Report 23-001 - May 11, 2023

14. PRIVATE AND CONFIDENTIAL

14.1 Encampment Litigation Update (LS20023(g)) (City Wide) – REVISED

14.2 Safety and Security at City Hall (No Copy)

The agenda for the May 17, 2023 General Issues Committee meeting, was approved, as amended.

(b) DECLARATIONS OF INTEREST (Item 3)

Councillor T. McMeekin declared a non-disqualifying interest, however, opted to vote with a conflict to Report PED23116, respecting Pier 8 Animation Q4 2023 as his daughter is employed by the City of Hamilton as an animator.

(c) APPROVAL OF MINUTES OF PREVIOUS MEETINGS (Item 4)

The following Minutes of the General Issues Committee were approved, as presented:

- (i) May 3, 2023 (Item 4.1)
- (ii) May 5, 2023 – Special GIC (Item 4.2)

(d) COMMUNICATIONS (Item 5)

The following Communications Items, were approved, as presented:

- (i) Correspondence respecting Item 8.1, Report HSC20036(f) / PED21188(c), Proposed Encampment Protocol, from the following individuals (Item 5.1):
 - (1) Brooke Beney (Item 5.1(a))
 - (2) Keeping Six and HAMSMaRT (Added Item 5.1(b))

Recommendation: Be received and referred to consideration of Item 8.1.

- (ii) Correspondence from Grant Bivol, Clerk, Niagara Peninsula Conservation Authority (NPCA) respecting the Financial Statements of the NPCA for the year ended December 31, 2022 (Item 5.2).

Recommendation: Be received.

(e) DELEGATION REQUESTS (Item 6)

- (i) Hafeez Hussain, respecting more about my experience on Unconscious Bias and EDI and how as a resident it is hard to navigate the city of Hamilton to address these matters to management (Virtually) (For a future meeting) (Item 6.1)**

The delegation request from Hafeez Hussain, respecting more about my experience on Unconscious Bias and EDI and how as a resident it is hard to navigate the city of Hamilton to address these matters to management, was approved for a future meeting.

- (ii) That the following Delegation requests respecting Item 8.1, Proposed Encampment Protocol (HSC20036(f) / PED21188(c)) (For today's meeting), be approved, as follows:**

- (1) Gessie Stearns (In Person) (Added Item 6.2(a))
- (2) Lisa Nussey, HAMSMaRT (In Person) (Added Item 6.2(b))
- (3) Jammy Lo, Keeping Six (In Person) (Added Item 6.2(c))
- (4) Leon Blaze (In Person) (Added Item 6.2(d))

(f) DELEGATIONS (Item 7)

(i) Delegations respecting Item 8.1, Proposed Encampment Protocol (HSC20036(f) / PED21188(c)) (Added Item 7.1):

The following Delegates addressed the Committee respecting Item 8.1, Proposed Encampment Protocol (HSC20036(f) / PED21188(c)):

- (1) Gessie Stearns (In Person) (Added Item 7.1(a))
- (2) Lisa Nussey, HAMSMaRT (Added Item 7.1(b))
- (3) Jammy Lo, Keeping Six (In Person) (Added Item 7.1(c))
- (4) Leon Blaze (In Person) (Added Item 7.1(d))

The following Delegations, respecting Item 8.1, Proposed Encampment Protocol (HSC20036(f) / PED21188(c)), were received:

- (1) Gessie Stearns (In Person) (Added Item 7.1(a))
- (2) Lisa Nussey, HAMSMaRT (Added Item 7.1(b))
- (3) Jammy Lo, Keeping Six (In Person) (Added Item 7.1(c))
- (4) Leon Blaze (In Person) (Added Item 7.1(d))

(g) STAFF PRESENTATIONS (Item 8)

(i) Proposed Encampment Protocol (HSC20036(f) / PED21188(c)) (Item 8.1)

Angela Burden, General Manager, Healthy and Safe Communities introduced Michelle Baird, Director, Housing Services Division; and Monica Ciriello, Director, Licensing and By-law Services who addressed the Committee with a presentation respecting Report HSC20036(f) / PED21188(c), Proposed Encampment Protocol.

The General Issues Committee recessed for 40 minutes until 1:30 pm.

The staff presentation respecting Report HSC20036(f) / PED21188(c), Proposed Encampment Protocol, was received.

The report recommendations were placed on the floor as follows:

- (a) That Council adopt the Proposed Encampment Protocol attached as Appendix “A” to Report HSC20038(f) / PED21188(c) and that staff be directed to implement the Proposed Encampment Protocol upon Council ratification on May 24, 2023.
- (b) That the staff and budget resources for the Coordination Response Team previously approved through Report HSC20038(e) / PED21188(b) be allocated to the implementation of the Proposed Encampment Protocol attached as Appendix “A” to Report HSC20038(f) / PED21188(c).
- (c) That, following Council ratification, staff be directed to make the Proposed Encampment Protocol attached as Appendix “A” to Report HSC20038(f) / PED21188(c) available for public comment, and that staff monitor the implementation of the protocol, and that staff report back with a final recommended protocol at the General Issues Committee on August 2023.
- (d) That staff be directed to conduct a scan of jurisdictions that currently operate sanctioned encampments and further research/consultation as required and bring back options regarding operating models, parameters and criteria for site identification and potential sites with the goal of incorporating sanctioned sites into the new encampment protocol once site(s) and operating model are approved by Council; and,
- (e) That staff be directed to work with stakeholders to address washrooms, showers, and access to drinking water, as well as integration of peer and Indigenous supports into encampment response, and report back to the General Issues Committee with recommendations and required resourcing.

Upon request, Committee considered the sub-sections of Report HSC20036(f) / PED21188(c), Proposed Encampment Protocol separately, as follows:

- (a) That Council adopt the Proposed Encampment Protocol attached as Appendix “A” to Report HSC20038(f) / PED21188(c) and that staff be directed to implement the Proposed Encampment Protocol upon Council ratification on May 24, 2023.

Sub-Section (a) of Report HSC20036(f) / PED21188(c), respecting Proposed Encampment Protocol was DEFEATED.

- (b) That the staff and budget resources for the Coordination Response Team previously approved through Report HSC20038(e) / PED21188(b) be allocated to the implementation of the Proposed Encampment Protocol attached as Appendix “A” to Report HSC20038(f) / PED21188(c).

Sub-Section (a) of Report HSC20036(f) / PED21188(c), respecting Proposed Encampment Protocol was DEFEATED.

That the General Issues Committee meeting of May 17, 2023, be extended past the 5:30 pm curfew, up to an additional 60 minutes.

For further disposition of this matter, refer to Item 1.

(h) GENERAL INFORMATION / OTHER BUSINESS (Item 13)

(i) Amendment to the Outstanding Business List (Item 13.1):

The amendments to the Outstanding Business List, were approved, as follows:

(a) Items Considered Complete and Needing to be Removed (Item 13.1(a)):

Encampment Pilot Evaluation (HSC20038(e) / PED21188(b)) (City Wide)

OBL Item: 2023-E

Added: February 1, 2023 at GIC (Item 10.4)

Completed: May 17, 2023 at GIC (Item 8.1)

(i) PRIVATE & CONFIDENTIAL (Item 14)

Committed moved into Closed session pursuant to Section 9.3, Sub-sections (a), (b), (e), (f) and (k) of the City's Procedural By-law 21-021, as amended, and Section 239(2), Sub-sections (a), (b), (e), (f) and (k) of the *Ontario Municipal Act, 2001*, as amended, as the subject matter pertains to the security of the property of the City or a local board; personal matters about an identifiable individual, including City or local board employees; litigation or potential litigation, including matters before administrative tribunals, affecting the municipality or local board; advice that is subject to solicitor-client privilege, including communications necessary for that purpose; and a position, plan, procedure, criteria or instruction to be applied to any negotiations carried on or to be carried on by or on behalf of the municipality or local board.

**(i) Encampment Litigation Update (LS20023(g)) (City Wide) – REVISED
(Item 14.1)**

For disposition of this matter, refer to Item 10.

(ii) Safety and Security at City Hall (No Copy) (Added Item 14.2)

For disposition of this matter, refer to Item 11.

(j) ADJOURNMENT (Item 15)

There being no further business, the General Issues Committee adjourned at 6:21 p.m.

Respectfully submitted,

Deputy Mayor Esther Pauls
Chair, General Issues Committee

Angela McRae
Legislative Coordinator
Office of the City Clerk

**Downtown Dundas BIA
2023 BIA Budget**

REVENUE

	Levy	178,880.00
	HST Recovery	11,423.00
	Other income/ Reserves	35,500.00
	Surplus	42,411.00
	TOTAL REVENUE	268,214.00

EVENTS AND PROMOTIONS

	General Advertising	16100
	Easter	7500
	Scarecrow Saturday	5300
	Dickens of a Christmas	52,440
	Buskerfest/ Summer Activations	25,000
	EVENTS TOTAL	106,340.00

BEAUTIFICATION

	Hanging baskets, Planters, seasonal décor, weeding, waste management	29,200.00
--	--	------------------

SPECIAL PROJECTS

	2023 Special Promotions or beautification projects	24,900.00
--	--	------------------

ADMINISTRATION

	Economic Development	3000
	Rent	22374
	Office	3500
	Telephone & Utilities	2000
	Member Services	2100
	Insurance	4000
	Staff/ Wages	65,000.00
	Assessment Appeals	2000
	Audit and Bookkeeping	3800
	ADMINISTRATION TOTAL	107,774.00

	EXPENSE TOTAL	268,214.00
--	----------------------	-------------------

	Net Gain/ Loss	0.0
--	-----------------------	------------

2023 AREA RATED LEVIES SUMMARY**FIRE**

Full Time	\$ 74,985,499
Volunteer	\$ 3,031,549
Full Time to Composite	\$ 20,950,779
Volunteer to Composite	\$ 1,096,548
TOTAL	\$ 100,064,376

TRANSIT

Stoney Creek	\$ 5,766,327
Glanbrook	\$ 2,014,774
Ancaster	\$ 3,812,860
Hamilton	\$ 62,243,313
Dundas	\$ 1,517,436
Flamborough	\$ 1,273,776
TOTAL	\$ 76,628,486

SPECIAL INFRASTRUCTURE LEVY

Hamilton	\$ 13,428,870
----------	---------------

AREA RATED LEVIES BEING PHASED OUT

Parkland Purchases	\$ 2,368,871
Recreation	\$ 18,684,035
Sidewalk	\$ 1,558,009
Streetlighting	\$ 2,454,929
TOTAL	\$ 25,065,842

TOTAL AREA RATED LEVIES	\$ 215,187,574
--------------------------------	-----------------------



AUDIT, FINANCE AND ADMINISTRATION COMMITTEE REPORT 23-008

9:30 a.m.
May 18, 2023
Council Chambers
Hamilton City Hall

Present: Councillors C. Kroetsch (Chair), J. Beattie, B. Clark, M. Spadafora, M. Tadeson, A. Wilson, and M. Wilson

Absent

with Regrets: T. Hwang (Vice-Chair) – City Business

THE AUDIT, FINANCE AND ADMINISTRATION COMMITTEE PRESENTS REPORT 23-008 AND RESPECTFULLY RECOMMENDS:

1. Workplace Mental Health and Wellbeing Strategy (2023 –2026) (HUR23007) (City Wide) (Added Item 8.1)

That Report HUR23007, respecting the Workplace Mental Health and Wellbeing Strategy (2023 –2026), be received.

2. Consent Items (Items 9.3-9.6))

That the following Consent Items, be received:

- (a) 2022 Provincial Offences Administration Annual Report (FCS23057) (City Wide) (Item 9.3)
- (b) Reserve / Revenue Fund Investment Performance Report – December 31, 2022 (FCS23001) (City Wide) (Item 9.4)
- (c) Hamilton Future Fund Investment Performance Report – December 31, 2022 (FCS23050) (City Wide) (Item 9.5)
- (d) Cemetery Trust Accounts Investment Performance Report – December 31, 2022 (FCS23053) (City Wide) (Item 9.6)

3. Proposed Write-off for Provincial Offences (FCS23058) (City Wide) (Item 10.1)

That staff be authorized to write-off the following outstanding Provincial Offences fines deemed uncollectible, in the total amount of \$1,162,409.32:

- (a) \$729,194.11 in uncollectible fines with a default date of December 31, 2015 and prior;
- (b) \$2,542.33 in underpayments from April 1, 2022 through March 31, 2023; and
- (c) \$430,672.88 in fines held by persons deceased in 2022.

4. Capital Project Closing Report as of December 31, 2022 (FCS22079(b)) (City Wide) (Item 10.2)

- (a) That the General Manager, Finance and Corporate Services, be authorized to transfer a net amount of \$205,636.16 to the Unallocated Capital Levy Reserve (108020) and a net amount of \$13,933,760.30 to other reserves as outlined in Appendix "A" to Audit, Finance and Administration Committee Report 23-008;
- (b) That the General Manager, Finance and Corporate Services, be directed to close the completed and / or cancelled capital projects listed in Appendix "B" to Audit, Finance and Administration Committee Report 23-008 in accordance with the Capital Projects Closing and Monitoring Policy;
- (c) That Appendix "C" to Audit, Finance and Administration Committee Report 23-008, Capital Projects Budget Appropriations for the period covering October 1, 2022 through December 31, 2022, be received as information;
- (d) That Appendix "D" to Report Audit, Finance and Administration Committee Report 23-008 Capital Projects Budget Appropriations of \$250,000 or greater and Capital Project Reserve Funding Requiring Council Approval, be approved; and
- (e) That the financing plan amendments recommending exchanges of municipal levy funding and Canada Community-Building Fund due to eligibility constraints, outlined in Appendix "E" to Audit, Finance and Administration Committee Report 23-008 Capital Projects Budget Appropriations between Current Contributions and Canada Community-Building Fund resulting in a net zero budget adjustment, be approved.

5. Treasurer's Investment Report 2022 Fiscal Year by Aon (FCS23042) (City Wide) (Item 10.3)

That Report FCS23042, respecting Treasurer's Investment Report 2022 Fiscal Year by Aon, be forwarded to the Hamilton Future Fund Board of Governors for information.

6. Continued Standardization Contract for Systems Furniture for the City of Hamilton (FCS22071(a)/PW22065(a)) (City Wide) - Outstanding Business Item (Item 10.4)

- (a) That Council approve the standardization of Systems Furniture manufactured and procured from Teknion Limited, pursuant to Policy #11 Non-Competitive Procurements and Procurement Policy #14 – Standardization, until December 31, 2027 and that the General Manager, Public Works Department be authorized to enter into and execute any required Contract and any ancillary documents required to give effect thereto with Teknion Limited, in a form satisfactory to the City Solicitor and Director of Financial Services and Taxation;
- (b) That Appendix "A" to Report FCS22071(a)/PW22065(a) remain confidential as it contains proprietary and sensitive competitive financial information of Teknion Limited, which was provided to the City of Hamilton in confidence for the negotiation of the Contract; and
- (c) That the item representing continued standardization and request to negotiate a contract for systems furniture for the City of Hamilton will be considered complete and removed from the Audit, Finance and Administration Committee Outstanding Business List.

7. Grants Sub-Committee Report 23-002 (May 16, 2023) (Added Item 10.5)

(a) 2023 City Enrichment Funding Recommendations (GRA23003) (City Wide) (Item 5.1)

- (a) That, the 2023 City Enrichment Fund (CEF) recommended funding allocation, in the amount of \$6,609,219 (attached as Appendix "F" to Audit, Finance and Administration Committee Report 23-008), be approved;
- (b) That, Appendix "B" to GRA23003, Application Summary be received;
- (c) That, Appendix "G" to Audit, Finance and Administration Committee Report 23-008, Payment Plan be approved;
- (d) That, the funding for the following approved grants be withheld, pending the submission of additional information, by July 20, 2023:
 - (i) AGR-A15 Stoney Creek BIA
 - (ii) AGR-A16 Wentworth District Women's Institute
 - (iii) AGR-A17 Westdale Village BIA
 - (iv) ART-B2 Festival of Friends
 - (v) ART-A14 Hamilton Literary Festival Association

- (vi) ART-A33 Industry Performance Makers Arts Organization
- (vii) ART-D7 Deepti Gupta
- (viii) CCH-A5 Concession BIA
- (ix) CCH-A21 Chorus Hamilton
- (x) CCH-A23 Concession BIA
- (xi) CCH-A24 Downtown Dundas BIA
- (xii) CCH-A41 Rotary Club of Waterdown
- (xiii) CCH-A42 Winona Peach Festival
- (xiv) CCH-A43 Zula Music and Arts Collective Hamilton

- (e) That, the funding for the following approved grants to the organizations with outstanding arrears with the City Enrichment Fund, be withheld (if applicable) pending the full settlement of such arrears:

- (i) ART-A2 Art Gallery of Hamilton
- (ii) ART-A32 Immigrant Culture and Art Association (ICAA)
- (iii) CCH-A11 India Canada Society
- (iv) CCH-A26 Dundas Cactus Parade Inc.
- (v) CCH-A32 Hamilton Folk Arts Heritage Council
- (vi) CCH-A39 South Asian Heritage Association of Hamilton & Region
- (vii) CCH-A47 Flamborough Santa Claus Parade
- (viii) CCH-A49 Hamilton Waterfront Trust

- (f) That, Appendix “D” to GRA23003, applicant demographics including equity, diversity and inclusion overview, be received;

- (g) That any successful Category A applicant organization adversely impacted and hindering operational capacity due to recommended funding request amount, report to City of Hamilton, City Enrichment Fund staff by June 2nd, 2023 indicating implications hindering successfully carrying out programming according to appeal requirements;

- (h) That staff be directed to report back on appeals process with an overview of all submitted applicant appeals, in the form of an information report, upon concluding the appeals process to the Grants Sub-Committee by mid-June 2023.

- (i) That staff, in collaboration with community groups in receipt of city enrichment funds, report back to the Audit, Finance and Administration Committee in advance of the next application cycle a procedure whereby any funds owing to the City as it relates to previous year commitments may be clawed back from future commitments.

8. Auditor General Reporting of Serious Matters to Council (Case #65357) (AUD23007) (City Wide) (Item 14.2)

That Report AUD23007, respecting the Auditor General Reporting of Serious Matters to Council (Case #65357), be received and remain confidential

FOR INFORMATION:

(a) CHANGES TO THE AGENDA (Item 2)

The Committee Clerk advised of the following changes to the agenda:

8. STAFF PRESENTATIONS

8.1 Workplace Mental Health and Wellbeing Strategy (2023 – 2026) (HUR23007) (City Wide)

9. CONSENT ITEMS

9.2 Workplace Mental Health and Wellbeing Strategy (2023 – 2026) (HUR23007) (City Wide) ***Moved to Item 8.1***

10. DISCUSSION ITEMS

10.1 Grants Sub-Committee Report 23-002 (May 16, 2023)

The agenda for the May 18, 2023 Audit, Finance and Administration Committee meeting, was approved, as amended.

(b) DECLARATIONS OF INTEREST (Item 3)

There were no declarations of interest.

(c) APPROVAL OF MINUTES OF PREVIOUS MEETING (Item 4)

(i) May 4, 2023 (Item 4.1)

The Minutes of the May 4, 2023 meeting of the Audit, Finance and Administration Committee, were approved, as presented.

(d) STAFF PRESENTATIONS (Item 8)

(i) Workplace Mental Health and Wellbeing Strategy (2023 –2026) (HUR23007) (City Wide) (Added Item 8.1)

David Lindeman, Manager Health, Safety and Wellness, addressed Committee respecting the Workplace Mental Health and Wellbeing Strategy (2023 –2026), with the aid of a presentation.

The presentation from David Lindeman, Manager Health, Safety and Wellness, respecting the Workplace Mental Health and Wellbeing Strategy (2023 –2026), was received.

For further disposition of this matter, refer to Item 1

(e) CONSENT ITEMS (Item 9)

(i) Hamilton Women and Gender Equity Committee Minutes (Item 9.1)

The following Hamilton Women and Gender Equity Committee Minutes, were received:

1. January 26, 2023 (Item 9.1(a)); and
2. February 16, 2023 (Item 9.1(b))

(ii) 2022 Provincial Offences Administration Annual Report (FCS23057) (City Wide) (Item 9.3)

Staff was directed to include, in future Provincial Offences Administration Annual Reports, information on how the City is collecting on accounts receivable and an explanation of the City's three-tier collections process.

For further disposition of this matter, refer to Item 2 (a)

(f) DISCUSSION ITEMS (Item 10)

(i) Continued Standardization Contract for Systems Furniture for the City of Hamilton (FCS22071(a)/PW22065(a)) (City Wide) - Outstanding Business Item (Item 10.4)

Consideration of Report FCS22071(a)/PW22065(a), respecting Continued Standardization Contract for Systems Furniture for the City of Hamilton, was deferred until after Closed Session.

For disposition of this matter, refer to Item 6.

(ii) Grants Sub-Committee Report 23-002 (May 16, 2023) (Item 10.5)

1. Sub-section (h) of Item 1 of the Grants Sub-Committee Report 23-002, respecting 2023 City Enrichment Funding Recommendations, was *amended*, as follows:

- (h) That staff be directed to report back on appeals process ***and recommendations with an overview of all submitted applicant appeals, in the form of an information report***, upon concluding the appeals process to the Grants Sub-Committee by mid-June 2023.

2. That sub-section (g) of Item 1 of the Grants Sub-Committee Report 23-002, respecting 2023 City Enrichment Funding Recommendations, be *amended*, as follows:

- (g) That any ~~**successful Category A-2023 City Enrichment Fund**~~ applicant organization adversely impacted and hindering operational capacity due to recommended funding request amount, report to City of Hamilton, ~~**City-Enrichment Fund**~~ grants staff by June 2nd, 2023 indicating implications hindering successfully carrying out programming according to appeal requirements; and,

The above motion was DEFEATED.

Councillor Kroetsch relinquished the Chair to Councillor M. Wilson to introduce the following amendment.

3. Item 1 of the Grants Sub-Committee Report 23-002, respecting 2023 City Enrichment Funding Recommendations, was *amended*, by adding a new sub-section (i), as follows:

- (i) ***that staff in collaboration with community groups in receipt of city enrichment funds report back to AF&A in advance of the next application cycle a procedure whereby any funds owing to the City as it relates to previous year commitments may be clawed back from future commitments.***

Councillor Kroetsch assumed the Chair.

(g) GENERAL INFORMATION / OTHER BUSINESS (Item 13)

(i) Amendments to the Outstanding Business List (Item 13.1)

Consideration of Item 13.1, respecting Amendments to the Outstanding Business List, was deferred until after consideration of Item 10.4.

For further disposition of this matter, refer to Item (i).

(h) PRIVATE AND CONFIDENTIAL (Item 14)

The Audit, Finance and Administration Committee moved into Closed Session respecting Items 14.1 and 14.2, pursuant to Section 9.3, Sub-sections (a) and (i) of the City's Procedural By-law 21-021, as amended, and Section 239(2), Sub-sections (a) and (i) of the *Ontario Municipal Act, 2001*, as amended, as the subject matter pertains to the security of the property of the City or a local board; and a trade secret or scientific, technical, commercial, financial or labour relations information, supplied in confidence to the municipality or local board, which, if

disclosed, could reasonably be expected to prejudice significantly the competitive position or interfere significantly with the contractual or other negotiations of a person, group of persons, or organization.

(i) Confidential Appendix "A" to Continued Standardization Contract for Systems Furniture for the City of Hamilton (FCS22071(a)/PW22065(a)) (City Wide) - Outstanding Business Item

For disposition of this matter, refer to Item 6.

(ii) Auditor General Reporting of Serious Matters to Council (Case #65357) (AUD23007) (City Wide) (Item 14.2)

For disposition of this matter, refer to Item 8.

(i) GENERAL INFORMATION / OTHER BUSINESS (Item 13) - CONTINUED

(i) Amendments to the Outstanding Business List (Item 13.1)

The following amendments to the Outstanding Business List, were approved:

1. Items Considered Complete and to be Removed

- (a) Continued Standardization and Request to Negotiate a Contract for Systems Furniture for the City of Hamilton (PW22065 / FCS22071) (City Wide)
Item on OBL: 22-J
Addressed as Item 10.4 on today's agenda

(j) ADJOURNMENT (Item 15)

There being no further business, the Audit, Finance and Administration Committee, was adjourned at 1:00 p.m.

Respectfully submitted,

Councillor Cameron Kroetsch, Chair
Audit, Finance and Administration
Committee

Tamara Bates
Legislative Coordinator
Office of the City Clerk

CITY OF HAMILTON CAPITAL PROJECT CLOSINGS AS OF DECEMBER 31, 2022						
Projects impacting the Unallocated Capital Levy Reserve and Other Sources						
Year	ProjectID	Description	Surplus/ (Deficit) (\$)	Reserve	Description	
Approved						

Projects impacting the Unallocated Capital Levy ReserveProjects returning funds

2015	7101554510	Dundas J.L.Grightmire Arena Renovation	33,136.21	108020	Unalloc Capital Levy
2018	5301885804	Bus Stop Shelter Rehabilitation	5,299.92	108020	Unalloc Capital Levy
2019	3501957909	IT Strategy - Strategic Theme Integrated & Connected	48,781.58	108020	Unalloc Capital Levy
2019	3541959100	FA1901	24,320.19	108020	Unalloc Capital Levy
2019	4031911019	Asset Preservation - Buchanan Neighbourhood	17.78	108020	Unalloc Capital Levy
2019	4401955600	Parks Testing and Reporting	3,876.34	108020	Unalloc Capital Levy
2020	3382055001	Community Benefits Strategy & By-law	48,366.43	108020	Unalloc Capital Levy
2020	4662020020	New Traffic Signal - Rymal Road at Arrowhead Drive	3,277.83	108020	Unalloc Capital Levy
2020	5302084003	Renaming the MacNab Terminal	4,742.02	108020	Unalloc Capital Levy
2021	3542141001	Farmers' Market Security Enhancements and Infrastructure	15,087.56	108020	Unalloc Capital Levy
2021	3722141805	Program HCC, FOCH & FOC Lifecycle Renewal	9,816.05	108020	Unalloc Capital Levy
2021	4662141105	Repaving of 1375 Upper Ottawa rear lot	3,327.81	108020	Unalloc Capital Levy
2021	5122151101	Waste Collection Packer DriveCam Camera Upgrade	5,586.44	108020	Unalloc Capital Levy

Net impact to the Unallocated Capital Levy Reserve**205,636.16****Projects impacting Other Reserves**Projects requiring funds

2016	4401656620	RE1600	(80,260.09)	110046	Tax Stabilization
2016	5181655421	SERG - Stormwater System Planning	(59,575.65)	108010	Storm Sewer Capital Reserve
2018	5301985804	Bus Stop Shelter Rehabilitation	(2,200.25)	108045	Public Transit Capital Funds
			(142,035.99)		

Projects returning funds

2012	3301909100	Ward 1 Capital Reinvestment	7,000.00	108051	Ward 1 Special Capital Re-investment
2012	3301809100	Ward 1 Capital Reinvestment	77,541.25	108051	Ward 1 Special Capital Re-investment
2012	3301709100	Ward 1 Capital Reinvestment	43,075.18	108051	Ward 1 Special Capital Re-investment
2016	4241609111	Kirkendall Neighbourhood Plan	10,442.64	108051	Ward 1 Special Capital Re-investment
2021	4242109103	Victoria Park Play Equipment	17,187.26	108051	Ward 1 Special Capital Re-investment
2012	3301809200	Ward 2 Capital Reinvestment	47,540.85	108052	Ward 2 Special Capital Re-investment
2016	7101854810	Durand Washroom Facility	73,577.28	108052	Ward 2 Special Capital Re-investment

CITY OF HAMILTON CAPITAL PROJECT CLOSINGS AS OF DECEMBER 31, 2022					
Projects impacting the Unallocated Capital Levy Reserve and Other Sources					
Year	ProjectID	Description	Surplus/ (Deficit) (\$)	Reserve	Description
Approved					
2018	4241809213	James Art Crawl Sidewalk	54,201.03	108052	Ward 2 Special Capital Re-investment
2019	4241909223	James St Conductor	2,158.04	108052	Ward 2 Special Capital Re-investment
2019	4241909211	Central Corktown Duran Solar	54,526.94	108052	Ward 2 Special Capital Re-investment
2012	3301809300	Ward 3 Capital Reinvestment	45,000.00	108053	Ward 3 Special Capital Re-investment
2012	3301709300	Ward 3 Capital Reinvestment	79,031.29	108053	Ward 3 Special Capital Re-investment
2021	4242109302	Haywood Park play structure	17,508.65	108053	Ward 3 Special Capital Re-investment
2012	3301909500	Ward 5 Capital Reinvestment	49,868.40	108055	Ward 5 Special Capital Re-investment
2012	3302009500	Ward 5 Capital Reinvestment	100,000.00	108055	Ward 5 Special Capital Re-investment
2012	3301809500	Ward 5 Capital Reinvestment	50,736.74	108055	Ward 5 Special Capital Re-investment
2012	3301709500	Ward 5 Capital Reinvestment	522.90	108055	Ward 5 Special Capital Re-investment
2017	3301709600	Ward 6 Capital Reinvestment	542.32	108056	Ward 6 Special Capital Re-investment
2012	3302009700	Ward 7 Capital Reinvestment	74,712.94	108057	Ward 7 Special Capital Re-investment
2012	3301809700	Ward 7 Capital Reinvestment	12,793.79	108057	Ward 7 Special Capital Re-investment
2012	3301509700	Ward 7 Capital Reinvestment	85,410.42	108057	Ward 7 Special Capital Re-investment
2012	3301709700	Ward 7 Capital Reinvestment	54,004.78	108057	Ward 7 Special Capital Re-investment
2021	4242009702	Speed cushions	41,175.72	108057	Ward 7 Special Capital Re-investment
2022	4242209703	W7 Speed Cushions - Berko Ave	7,983.52	108057	Ward 7 Special Capital Re-investment
2012	3301909800	Ward 8 Capital Reinvestment	44,718.37	108058	Ward 8 Special Capital Re-investment
2012	3301709800	Ward 8 Capital Reinvestment	16,805.86	108058	Ward 8 Special Capital Re-investment
2022	4242209805	Rolston Dr - Road and Sidewalk	100,000.00	108058	Ward 8 Special Capital Re-investment
2019	3302009014	Ward 14 Capital Reinvestment	100,000.00	108064	Ward 14 Special Capital Re-investment
2019	3301909014	Ward 14 Capital Reinvestment	42,680.72	108064	Ward 14 Special Capital Re-investment
2022	3562250201	Confidential - RE2201-2021050	1,733,711.10	100035	Property Purchases
2012	3501357302	Common Address Database	276,239.53	110046	Tax Stabilization
2018	3501957903	IT Strategy - Strategic Theme Mobility	21,731.15	110046	Tax Stabilization
2021	3502157103	Dispatch Software Fire - CAD	12,792.78	110046	Tax Stabilization
2014	5121449002	CCF Air Handling-Odour Control	370,722.20	112271	WM Facilities-Replace-Upgrade
2020	7902049002	2020 Hamilton City Hall Lighting Upgrade to LEDs	47,250.10	112272	Energy Conservation Initiatives
2022	4662220212	Speed Bump Fletcher & Mistywood	20,900.85	117036	Scr Compens Royalties
2015	5161567564	HC005 - Schedule C EA	666,622.91	108005	Sanitary Sewer Capital Reserve
2018	5162068851	Pier 25 Dredging - Windermere	7,834,440.16	108005	Sanitary Sewer Capital Reserve
2019	5161960942	Ancaster Sewage Pipeline Rehab	509.30	108005	Sanitary Sewer Capital Reserve
2020	5162060044	Battlefield Crk Trunk Cleaning	248,976.48	108005	Sanitary Sewer Capital Reserve
2022	5162280280	Dewitt Road Sanitary Sewer	500.00	108005	Sanitary Sewer Capital Reserve
2019	5181917152	Roadside Drainage Improvements	796.65	108010	Storm Sewer Capital Reserve
2020	5182049555	QA-QC Service Contract 2020	195,000.00	108010	Storm Sewer Capital Reserve
2021	5182168651	Windermere Basin Shore Rehab	102,831.40	108010	Storm Sewer Capital Reserve
2014	5141455425	Concrete Pipe Condition Assess	198,877.15	108015	Waterworks Capital Reserve
2015	5141555010	Water Systems Planning	41,842.61	108015	Waterworks Capital Reserve

CITY OF HAMILTON CAPITAL PROJECT CLOSINGS AS OF DECEMBER 31, 2022						
Projects impacting the Unallocated Capital Levy Reserve and Other Sources						
Year Approved	ProjectID	Description	Surplus/ (Deficit) (\$)	Reserve	Description	
2016	5141667422	Osler Road HD011 WPS	131,428.64	108015	Waterworks Capital Reserve	
2021	5142160074	CIPP Urgent&Sensitive Crossing	5,782.10	108015	Waterworks Capital Reserve	
2021	5142166578	Waterdown Private Well Study	72,301.46	108015	Waterworks Capital Reserve	
2021	5142155122	Woodward-Greenhill Inspection	4,638.47	108015	Waterworks Capital Reserve	
2021	5142155022	Engineering Consultants	635,610.11	108015	Waterworks Capital Reserve	
2011	4401256126	Shaver Estates Trail	108,350.82	DC Allocation		
2015	4401856812	Spencer Creek Estates (13)	20,664.39	DC Allocation		
2016	4031780180	Mohawk – McNiven to Hwy 403	12,529.04	DC Allocation		
			14,075,796.29			
Net impact to Other Reserves			13,933,760.30			
Total Net impact to the Unallocated Capital Levy Reserve & Other Reserves			14,139,396.46			

CITY OF HAMILTON
CAPITAL PROJECTS' CLOSING SCHEDULE
AS OF DECEMBER 31, 2022

YEAR APPROVED	PROJECT ID	DESCRIPTION	APPROVED BUDGET (\$)	REVENUES (\$)	EXPENDITURES (\$)	PROJECT SURPLUS/ (DEFICIT) (\$)	%
			a	b	c	d = b - c	e=c/a
UNALLOCATED CAPITAL LEVY RESERVE							
2019	4031911019	Asset Preservation - Buchanan Neighbourhood	1,706,000.00	1,705,958.93	1,705,941.15	17.78	100.0%
2020	4662020020	New Traffic Signal - Rymal Road at Arrowhead Drive	180,000.00	163,577.56	160,299.73	3,277.83	89.1%
2021	4662141105	Repaving of 1375 Upper Ottawa rear lot	100,000.00	100,000.00	96,672.19	3,327.81	96.7%
2019	4401955600	Parks Testing and Reporting	46,636.78	46,636.78	42,760.44	3,876.34	91.7%
2020	5302084003	Renaming the MacNab Terminal	37,000.00	37,000.00	32,257.98	4,742.02	87.2%
2018	5301885804	Bus Stop Shelter Rehabilitation	125,000.00	125,000.00	119,700.08	5,299.92	95.8%
2021	5122151101	Waste Collection Packer DriveCam Camera Upgrade	44,128.83	44,128.83	38,542.39	5,586.44	87.3%
2021	3722141805	Program HCC, FOCH & FOC Lifecycle Renewal	120,000.00	120,000.00	110,183.95	9,816.05	91.8%
2021	3542141001	Farmers' Market Security Enhancements and Infrastructure	98,450.00	98,450.00	83,362.44	15,087.56	84.7%
2019	3541959100	FA1901	1,669,000.00	1,669,000.00	1,644,679.81	24,320.19	98.5%
2015	7101554510	Dundas J.L.Grightmire Arena Renovation	7,000,000.00	7,047,900.00	7,014,763.79	33,136.21	100.2%
2020	3382055001	Community Benefits Strategy & By-law	225,000.00	225,000.00	176,633.57	48,366.43	78.5%
2019	3501957909	IT Strategy - Strategic Theme Integrated & Connected	295,000.00	295,000.00	246,218.42	48,781.58	83.5%
TOTAL FUNDS FROM UNALLOCATED CAPITAL LEVY (13)			11,646,215.61	11,677,652.10	11,472,015.94	205,636.16	98.5%
OTHER PROGRAM SPECIFIC RESERVES							
2018	5301985804	Bus Stop Shelter Rehabilitation	125,000.00	125,000.00	127,200.25	(2,200.25)	101.8%
2016	4401656620	RE1600	356,725.16	356,725.16	436,985.25	(80,260.09)	122.5%
2016	5181655421	SERG - Stormwater System Planning	280,000.00	280,000.00	339,575.65	(59,575.65)	121.3%
2012	3301909100	Ward 1 Capital Reinvestment	14,888.80	14,888.80	7,888.80	7,000.00	53.0%
2012	3301809100	Ward 1 Capital Reinvestment	100,000.00	100,000.00	22,458.75	77,541.25	22.5%
2012	3301709100	Ward 1 Capital Reinvestment	100,000.00	100,000.00	56,924.82	43,075.18	56.9%
2016	4241609111	Kirkendall Neighbourhood Plan	125,000.00	125,000.00	114,557.36	10,442.64	91.6%
2021	4242109103	Victoria Park Play Equipment	65,000.00	65,000.00	47,812.74	17,187.26	73.6%
2012	3301809200	Ward 2 Capital Reinvestment	100,000.00	100,000.00	52,459.15	47,540.85	52.5%
2016	7101854810	Durand Washroom Facility	333,000.00	333,000.00	259,422.72	73,577.28	77.9%
2018	4241809213	James Art Crawl Sidewalk	57,504.00	57,504.00	3,302.97	54,201.03	5.7%
2019	4241909223	James St Conductor	21,696.00	21,696.00	19,537.96	2,158.04	90.1%
2019	4241909211	Central Corktown Duran Solar	105,000.00	105,000.00	50,473.06	54,526.94	48.1%
2012	3301809300	Ward 3 Capital Reinvestment	100,000.00	50,000.00	5,000.00	45,000.00	5.0%
2012	3301709300	Ward 3 Capital Reinvestment	100,000.00	100,000.00	20,968.71	79,031.29	21.0%
2021	4242109302	Haywood Park play structure	65,000.00	65,000.00	47,491.35	17,508.65	73.1%
2012	3301909500	Ward 5 Capital Reinvestment	100,000.00	100,000.00	50,131.60	49,868.40	50.1%
2012	3302009500	Ward 5 Capital Reinvestment	100,000.00	100,000.00	-	100,000.00	0.0%
2012	3301809500	Ward 5 Capital Reinvestment	100,000.00	100,000.00	49,263.26	50,736.74	49.3%
2012	3301709500	Ward 5 Capital Reinvestment	100,000.00	100,000.00	99,477.10	522.90	99.5%
2017	3301709600	Ward 6 Capital Reinvestment	100,000.00	99,914.87	99,372.55	542.32	99.4%
2012	3302009700	Ward 7 Capital Reinvestment	100,000.00	100,000.00	25,287.06	74,712.94	25.3%
2012	3301809700	Ward 7 Capital Reinvestment	85,318.00	35,496.00	22,702.21	12,793.79	48.3%
2012	3301509700	Ward 7 Capital Reinvestment	100,000.00	100,000.00	14,589.58	85,410.42	14.6%
2012	3301709700	Ward 7 Capital Reinvestment	100,000.00	100,000.00	45,995.22	54,004.78	46.0%
2021	4242009702	Speed cushions	50,500.00	50,500.00	9,324.28	41,175.72	18.5%
2022	4242209703	W7 Speed Cushions - Berko Ave	14,000.00	14,000.00	6,016.48	7,983.52	43.0%
2012	3301909800	Ward 8 Capital Reinvestment	61,358.69	61,358.69	16,640.32	44,718.37	27.1%
2012	3301709800	Ward 8 Capital Reinvestment	100,000.00	50,000.00	33,194.14	16,805.86	33.2%
2022	4242209805	Rolston Dr - Road and Sidewalk	100,000.00	100,000.00	0.00	100,000.00	0.0%
2019	3302009014	Ward 14 Capital Reinvestment	100,000.00	100,000.00	0.00	100,000.00	0.0%
2019	3301909014	Ward 14 Capital Reinvestment	100,000.00	100,000.00	57,319.28	42,680.72	57.3%
2022	3562250201	Confidential - RE2201-2021050	7,591,443.00	7,591,443.00	5,857,731.90	1,733,711.10	77.2%
2012	3501357302	Common Address Database	1,555,000.00	1,555,000.00	1,278,760.47	276,239.53	82.2%
2018	3501957903	IT Strategy - Strategic Theme Mobility	100,000.00	100,000.00	78,268.85	21,731.15	78.3%
2021	3502157103	Dispatch Software Fire - CAD	250,000.00	250,000.00	237,207.22	12,792.78	94.9%
2014	5121449002	CCF Air Handling-Odour Control	1,151,000.00	721,676.50	350,954.30	370,722.20	30.5%

CITY OF HAMILTON
CAPITAL PROJECTS' CLOSING SCHEDULE
AS OF DECEMBER 31, 2022

YEAR APPROVED	PROJECT ID	DESCRIPTION	APPROVED BUDGET (\$)	REVENUES (\$)	EXPENDITURES (\$)	PROJECT SURPLUS/ (DEFICIT) (\$)	%
			a	b	c	d = b - c	e=c/a
2020	7902049002	2020 Hamilton City Hall Lighting Upgrade to LEDs	499,000.00	496,128.00	448,877.90	47,250.10	90.0%
2022	4662220212	Speed Bump Fletcher & Mistywood	36,000.00	36,000.00	15,099.15	20,900.85	41.9%
2015	5161567564	HC005 - Schedule C EA	990,000.00	990,000.00	323,377.09	666,622.91	32.7%
2018	5162068851	Pier 25 Dredging - Windermere	13,700,000.00	13,700,000.00	5,865,559.84	7,834,440.16	42.8%
2019	5161960942	Ancaster Sewage Pipeline Rehab	6,372,000.00	6,372,000.00	6,371,490.70	509.30	100.0%
2020	5162060044	Battlefield Crk Trunk Cleaning	250,000.00	250,000.00	1,023.52	248,976.48	0.4%
2022	5162280280	Dewitt Road Sanitary Sewer	500,500.00	500.00	0.00	500.00	0.0%
2019	5181917152	Roadside Drainage Improvements	1,192,754.00	1,193,550.65	1,192,754.00	796.65	100.0%
2020	5182049555	QA-QC Service Contract 2020	195,000.00	195,000.00	0.00	195,000.00	0.0%
2021	5182168651	Windermere Basin Shore Rehab	170,000.00	170,000.00	67,168.60	102,831.40	39.5%
2014	5141455425	Concrete Pipe Condition Assess	2,771,302.88	2,771,302.88	2,572,425.73	198,877.15	92.8%
2015	5141555010	Water Systems Planning	450,000.00	450,000.00	408,157.39	41,842.61	90.7%
2016	5141667422	Osler Road HD011 WPS	2,569,000.00	2,568,999.92	2,437,571.29	131,428.63	94.9%
2021	5142160074	CIPP Urgent&Sensitive Crossing	800,000.00	800,000.00	794,217.90	5,782.10	99.3%
2021	5142166578	Waterdown Private Well Study	100,000.00	100,000.00	27,698.54	72,301.46	27.7%
2021	5142155122	Woodward-Greenhill Inspection	350,000.00	350,000.00	345,361.53	4,638.47	98.7%
2021	5142155022	Engineering Consultants	700,000.00	700,000.00	64,389.89	635,610.11	9.2%
2012	4401256126	Shaver Estates Trail	1,832,067.00	1,832,051.82	1,723,701.00	108,350.82	94.1%
2018	4401856812	Spencer Creek Estates (13)	290,000.00	290,000.00	269,335.61	20,664.39	92.9%
2017	4031780180	Mohawk - McNiven to Hwy 403	150,000.00	150,000.00	137,470.96	12,529.05	91.6%
TOTAL FUNDS TO PROGRAM SPECIFIC RESERVES (57)			48,025,057.53	46,943,736.29	33,009,976.00	13,933,760.30	68.7%
DELAYED/CANCELLED PROJECTS							
2017	5301785702	Express Bus (L-A-S-T Lines) Enhanced Passenger Amenities	740,000.00	0.00	0.00	0.00	0.0%
TOTAL DELAYED/CANCELLED PROJECTS (1)			740,000.00	0.00	0.00	0.00	0.0%
COMPLETED PROJECTS							
CORPORATE SERVICES DEPARTMENT(Tax Budget)							
Councillor Infrastructure Program							
2012	3302009400	Ward 4 Capital Reinvestment	0.00	0.00	0.00	0.00	0.0%
2012	3301809600	Ward 6 Capital Reinvestment	100,000.00	100,085.13	100,085.13	0.00	100.1%
2012	3301909700	Ward 7 Capital Reinvestment	100,000.00	103,126.51	103,126.51	0.00	103.1%
2012	3301809800	Ward 8 Capital Reinvestment	100,000.00	51,550.00	51,550.00	0.00	51.6%
2019	4241909227	125 Barton Accessible Door	70,000.00	70,000.00	70,000.00	0.00	100.0%
2019	4241909224	String Light John James	5,500.00	5,500.00	5,500.00	0.00	100.0%
2021	4242009405	Kenilworth-Roxborough - Barton	550,000.00	552,439.02	552,439.02	0.00	100.4%
OUTSIDE BOARDS AND AGENCIES (Tax Budget)							
City Housing							
2016	4241609210	185 Jackson Hallway Reno	20,000.00	20,000.00	20,000.00	0.00	100.0%
2022	4242209208	CHH Key Cards	7,945.04	7,945.04	7,945.04	0.00	100.0%
2015	6182041602	City Housing Contribution	500,000.00	500,000.00	500,000.00	0.00	100.0%
Healthy & Safe Communities (Tax Budget)							
Housing Services							
2019	6731941114	COCHI - New Build Yr 3	846,414.00	846,414.00	846,414.00	0.00	100.0%
2020	6732141102	COVID19-CHPI SSRF Holdback	6,204,023.00	5,000,000.00	5,000,000.00	0.00	80.6%
2019	6731941921	OPHI - Rental Housing	5,088,575.00	5,088,575.00	5,088,575.00	0.00	100.0%
2019	6731941021	OPHI-Rental Housing Yr 2	297,770.00	297,770.55	297,770.55	0.00	100.0%
2019	6731941116	COCHI - Yr 3 Residual Admin	51,400.00	51,400.00	51,400.00	0.00	100.0%
Planning & Economic Development (Tax Budget)							
Growth Management & Economic Development							
2021	4142146101	630 Trinity City Share	98,140.00	88,378.73	88,378.73	0.00	90.1%
2006	4141246100	City Share of Servicing Costs under Subdivision Agreements	37,853.76	0.00	0.00	0.00	0.0%

CITY OF HAMILTON CAPITAL PROJECTS' CLOSING SCHEDULE AS OF DECEMBER 31, 2022								
YEAR APPROVED	PROJECT ID	DESCRIPTION	APPROVED BUDGET (\$)	REVENUES (\$)	EXPENDITURES (\$)	PROJECT SURPLUS/ (DEFICIT) (\$)	%	
			a	b	c	d = b - c	e=c/a	
2006	4141346100	City Share of Servicing Costs under Subdivision Agreements	1,692,814.86	0.00	0.00	0.00	0.0%	
2006	4141446100	City Share of Servicing Costs under Subdivision Agreements	2,253,555.97	0.00	0.00	0.00	0.0%	
2006	4141546100	City Share of Servicing Costs under Subdivision Agreements	1,274,492.26	0.00	0.00	0.00	0.0%	
Tourism & Culture								
2020	7202241201	Dundurn Balcony Restoration	95,000.00	57,200.00	57,200.00	0.00	60.2%	
2016	7201641603	Fieldcote Addition FNL Design	136,200.00	118,525.30	118,525.30	0.00	87.0%	
2019	7202141105	Hamilton Steam Museum Exterior Improvements	15,000.00	11,786.53	11,786.53	0.00	78.6%	
2019	7202041202	Steam Museum Keefer Steps Restoration	342,514.71	327,087.09	327,087.09	0.00	95.5%	
Economic Development								
2012	2112056401	Confidential - Parkland Acquisition	2,500,000.00	2,500,000.00	2,500,000.00	0.00	100.0%	
2017	8201703201	Education Campuses Dwntrn	488,500.00	488,505.00	488,505.00	0.00	100.0%	
2014	4141446108	Paramount Subdivision	19,507.74	19,507.74	19,507.74	0.00	100.0%	
Public Works (Tax Budget)								
Parks Division								
2019	4401956910	Ancaster Soccer Improvements	396,589.48	396,589.48	396,589.48	0.00	100.0%	
2017	4401856813	Chedoke Falls Viewing Feasibility Study	55,312.41	55,312.41	55,312.41	0.00	100.0%	
2019	4402051903	Confederation Beach Park - Capital Maintenance Program	179,929.18	178,080.35	178,080.35	0.00	99.0%	
2021	4242109504	Dover Park Play Structure	103,974.11	103,974.11	103,974.11	0.00	100.0%	
2019	4241909214	Hanging Baskets	6,000.00	6,000.00	6,000.00	0.00	100.0%	
2018	4401849801	Monitoring and Repairs of the Escarpment and Waterfront (Parks and Cemeteries)	58,712.73	58,712.73	58,712.73	0.00	100.0%	
2021	4242109401	Montgomery Park Lighting	197,222.40	197,222.40	197,222.40	0.00	100.0%	
2022	4242209701	Natural Burial Section at Mount Hamilton Cemetery	100,000.00	101,760.20	101,760.20	0.00	101.8%	
2021	4242109301	Play structure & fountains - Dofasco Park	70,655.29	70,655.29	70,655.29	0.00	100.0%	
2021	4242109305	Play structure & fountains - Keith Park	98,416.40	98,416.40	98,416.40	0.00	100.0%	
2012	4402256112	Rennie Street Works Yard - Proposed Park	100,000.00	-1,331.66	-1,331.66	0.00	-1.3%	
2019	4401954699	Tennis and Multi -use Court Rehabilitation Program	171,263.35	180,263.35	180,263.35	0.00	105.3%	
2020	4402051601	Equipment Acquisition (DC) Program	247,000.00	247,000.00	247,000.00	0.00	100.0%	
2021	4242109807	W8 Park Pathway Improvements	91,000.00	97,812.29	97,812.29	0.00	107.5%	
Recreation Facilities								
2008	7101558501	Parkdale Outdoor Pool Redevelopment & Expansion	4,113,799.79	4,218,371.59	4,218,371.59	0.00	102.5%	
2016	7102145215	Program - Parking Lot Management	300,000.00	295,110.64	295,110.64	0.00	98.4%	
2016	7102155101	Program - Recreation Facilities Audit	202,000.00	211,370.42	211,370.42	0.00	104.6%	
2017	7102154703	Program - Senior Centre Retrofits	105,570.38	22,177.20	22,177.20	0.00	21.0%	
2016	7101854508	Public Use Feasibility Needs & Study	150,000.00	137,150.86	137,150.86	0.00	91.4%	
2016	7102054508	Public Use Feasibility Needs & Study	50,000.00	12,296.91	12,296.91	0.00	24.6%	
Transit Division								
2015	5302084010	PRESTO Equipment Replacement	4,500,000.00	3,874,260.78	3,874,260.78	0.00	86.1%	
2015	5302085902	Transit Shelter and Landing Pad Expansion Program	150,000.00	149,821.54	149,821.54	0.00	99.9%	
Waste Management								
2010	5122194029	SWMMP - Recommendation 6: Alternative Disposal Facility	0.00	0.00	0.00	0.00	0.0%	
2021	5122251103	Waste Packers Reversing Safety Sensors	48,000.00	48,000.00	48,000.00	0.00	100.0%	
Energy, Fleet & Facilities								
2020	7902049003	2020 Libraries LED Upgrade Project	255,000.00	257,871.50	257,871.50	0.00	101.1%	
2018	3541841802	CHH CLEARING - 500 MacNab	0.00	94,454.43	94,454.43	0.00	0.0%	
2016	3542155100	Corporate Facilities Audit Program	481,134.35	454,212.06	454,212.06	0.00	94.4%	

CITY OF HAMILTON
CAPITAL PROJECTS' CLOSING SCHEDULE
AS OF DECEMBER 31, 2022

YEAR APPROVED	PROJECT ID	DESCRIPTION	APPROVED BUDGET (\$)	REVENUES (\$)	EXPENDITURES (\$)	PROJECT SURPLUS/ (DEFICIT) (\$)	% SPENT
			a	b	c	d = b - c	e=c/a
2019	3721949902	Expansion Joint Replacement Commonwealth Square	250,000.00	156,807.40	156,807.40	0.00	62.7%
2018	3721851803	Hamilton Convention Centre Exterior Restoration Program of Courtyard, Stairwells	2,061,290.29	1,815,019.94	1,815,019.94	0.00	88.1%
2016	3542141409	Program - Facilities Code & Legislative Compliance	401,288.46	324,358.30	324,358.30	0.00	80.8%
2016	3542141532	Program - Facility Capital Maintenance	844,324.35	484,814.85	484,814.85	0.00	57.4%
2016	3721941805	Program HCC, FOCH & FOC Lifecycle Renewal	471,729.03	348,647.12	348,647.12	0.00	73.9%
2020	3722015110	Tim Horton's Field End Guards	1,160,127.43	1,186,456.94	1,186,456.94	0.00	102.3%
2021	3722141100	Tim Horton's Field Turf Replacement	1,000,000.00	962,099.01	962,099.01	0.00	96.2%
Roads Division							
2014	4031420425	Hamilton Wentworth District School Board – Upper Wentworth & Fieldway Traffic	250,000.00	412,800.82	412,800.82	0.00	165.1%
2017	4031711016	Asset Preservation 2017	10,595,580.33	10,566,661.91	10,566,661.91	0.00	99.7%
2018	4031818219	Structural Investigations and Reports	370,000.00	370,000.00	370,000.00	0.00	100.0%
2018	4031818313	Bridge 313 - Arkledun Ave (Jolley Cut), over Claremont Access	350,000.00	313,831.36	313,831.36	0.00	89.7%
2018	4031811016	Asset Preservation 2018	3,718,000.00	3,698,344.43	3,698,344.43	0.00	99.5%
2019	4041910417	Retaining Wall Rehabilitation Program	850,000.00	850,000.00	850,000.00	0.00	100.0%
2019	4031911018	Asset Preservation - Balfour Neighbourhood	1,659,000.00	1,658,099.47	1,658,099.47	0.00	99.9%
2020	4042010417	Retaining Wall Rehabilitation Program - AM	490,000.00	490,000.00	490,000.00	0.00	100.0%
2020	4662020531	APS - Accessible Pedestrian Signals	50,000.00	50,000.00	50,000.00	0.00	100.0%
2020	4032018216	Bridge and Culvert Maintenance - T.O.M.	150,000.00	150,000.00	150,000.00	0.00	100.0%
2020	4662020051	Education Priorities - Vision Zero	400,000.00	400,000.00	400,000.00	0.00	100.0%
2020	4662020721	Pedestrian Crossovers	300,000.00	300,000.00	300,000.00	0.00	100.0%
2020	4042011351	Roads - Alleyway Rehabilitation	60,000.00	60,000.00	60,000.00	0.00	100.0%
2018	4661820008	New Traffic Signal Installation Program	584,344.77	448,909.94	448,909.94	0.00	76.8%
2020	4662020019	Traffic Controller Replacement Program	250,000.00	250,000.00	250,000.00	0.00	100.0%
2021	4662120017	Traffic Signal LED Lighting Upgrade Program	420,000.00	388,165.30	388,165.30	0.00	92.4%
2020	4662120011	Traffic Signal Upgrades	450,000.00	528,253.52	528,253.52	0.00	117.4%
2021	4242110555	2021 Chargebacks - Area Rating	0.00	1,081,863.65	1,081,863.65	0.00	0.0%
2021	4032111021	Brock - Concession 4 W to Safari	1,430,000.00	1,429,604.12	1,429,604.12	0.00	100.0%
2021	4032111028	Stone Church - Golf Links to Omni	1,105,000.00	1,104,375.64	1,104,375.64	0.00	99.9%
Waterfront Program							
2021	4412110555	2021 Chargebacks - W Harbour	0.00	0.00	0.00	0.00	0.0%
Public Works (Rate Budget)							
Waterworks Regular Program							
2015	5141666608	Lynden Additional Water Supply	7,765,000.00	7,604,316.32	7,604,316.32	0.00	97.9%
2020	5142055022	Engineering Consultant Watermain Projects	300,000.00	300,000.00	300,000.00	0.00	100.0%
Wastewater Regular Program							
2017	5161766745	Woodward WWTP - Operational Readiness	2,475,000.00	1,724,629.68	1,724,629.68	0.00	69.7%
2017	5161996011	Intensification Infrastructure Upgrades Program - Wastewater	200,000.00	106,238.33	106,238.33	0.00	53.1%
2010	5161096011	Annual Intensification Infrastructure Upgrades - Wastewater	924,436.19	1,111,783.26	1,111,783.26	0.00	120.3%
2021	5162060999	Closed Projects - WasteWater	0.00	0.00	0.00	0.00	0.0%
2021	5162111101	Road Cut Restoration Program	4,115,000.00	4,115,000.00	4,115,000.00	0.00	100.0%
Storm Sewers Regular Program							
2011	5181159150	Res Drainage Assistance Prog	509,000.00	510,781.26	510,781.26	0.00	100.3%
2011	5181155369	Annual Specific Area Stormwater MP	150,000.00	102,498.35	102,498.35	0.00	68.3%
2013	5181355369	Specific Area Stormwater Management Program	100,000.00	11,603.31	11,603.31	0.00	11.6%
2021	5182271226	Mud St (Phase 02) - Isaac Brock Dr to Upper Centennial Pkwy	0.00	0.00	0.00	0.00	0.0%
2020	5182017152	Right of Way Drainage Program	817,307.00	817,307.00	817,307.00	0.00	100.0%
2020	5182060622	SWM Facility Maintenance Program	1,700,000.00	1,700,000.00	1,700,000.00	0.00	100.0%
TOTAL COMPLETED PROJECTS (95)			83,853,214.06	75,804,632.15	75,804,632.15	0.00	90.4%
GRAND TOTAL (166)			144,264,487.20	134,426,020.54	120,286,624.09	14,139,396.46	83.4%

CITY OF HAMILTON
CAPITAL PROJECTS BUDGET APPROPRIATION SCHEDULE
FOR THE PERIOD COVERING OCTOBER 1, 2022 THROUGH DECEMBER 31, 2022

Appropriated From	Description	Appropriated To	Description	Amount(\$)
-------------------	-------------	-----------------	-------------	------------

PLANNING & ECONOMIC DEVELOPMENT

Growth Management Division

4032111020	Paramount - Atlas to Old Mud	4032211018	Hghlnd - Glenhllw to Frst Rd W	236,000.00
4032111020	Paramount - Atlas to Old Mud	4032211020	Highland Rd W - Winterberry	81,000.00
				317,000.00

Planning & Economic Development (2)

317,000.00

PUBLIC WORKS - TAX FUNDED

Roads

4031911613	CP Minor Maintenance Ward 13	4032119111	HWY 8 - Bond to Woodleys Lane	39,600.00
4031118126	Bridge 163-Centennial N	4032218050	Bridge 050 - Third Rd E	75,000.00
4031118126	Bridge 163-Centennial N	4032218105	Bridge 105 - Book Rd W	75,000.00
				189,600.00

Parks

4401849801	MonitorRepair-Escrpmnt&Wtrfrnt	4402149101	Prk Pthwy Resurfacing Prgrm	6,287.27
4401954699	Tennis & Multi-use Ct Rehab	4402154699	Tennis&Multi-useCrt RehabPrgrm	6,000.00
4402051903	ConfederationBeach Pk-CapMntnce	4402151903	ConfedBeach-Cap Mntnce Prgrm	1,848.83
4402149101	Prk Pthwy Resurfacing Prgrm	4242109401	Montgomery Park Lighting	2,645.40
4402152600	Plygrnd Life Replace Prgrm	4242109301	Play structure & fountains	655.29
4402152600	Plygrnd Life Replace Prgrm	4242109305	Play structure & fountains	3,416.40
4402152600	Plygrnd Life Replace Prgrm	4242109504	Dover Park Play Structure	3,974.11
4400756755	Joe Sams Park Phase 2 Develop	4401956910	Ancaster Soccer Improvements	6,589.48
4401856813	Chedoke Falls Viewing Study	4401956934	Chedoke Falls Viewing Implmntn	4,687.59
4401955600	Parks Testing and Reporting	4401756710	Valley Prk-Skateboard Prk	3,363.22
				39,467.59

Energy Fleet and Facilities

3542141010	Prgrm - Fac Upgrades to HPL	3542141412	Program - Roof Management	174,644.78
				174,644.78

Public Works Tax Funded (14)

403,712.37

BUDGET APPROPRIATION (16)

720,712.37

CITY OF HAMILTON
 CAPITAL PROJECTS BUDGET APPROPRIATIONS OF \$250,000 OR GREATER AND CAPITAL PROJECT RESERVE FUNDING REQUIRING COUNCIL APPROVAL
 FOR THE PERIOD COVERING OCTOBER 1, 2022 THROUGH DECEMBER 31, 2022

Appropriated/ Transferred From	Description	Appropriated/ Transferred To	Description	Amount (\$)	Council Approval / Comments	Comments
Public Works-Tax Funded						
3542141532 Acct 49300	Program - Facility Capital Maintenance	3540041532 Acct 49300	Program Facilities Capital Maintenance	359,509.50		Surplus funds to be appropriated to current year PID Facility Capital Maintenance Program
Public Works (Tax) Total				\$ 359,509.50		
Project Totals				\$ 359,509.50		

CITY OF HAMILTON
Capital Projects Budget Appropriations between Current Contribution and Canada Community-Building Fund Requiring Council Approval

Project ID	Description	Proposed appropriations	
		Current Contributions (\$) (Account # 49300)	Canada Community-Building Fund (\$) (Account # 42020)
4031911021	Asset Preservation - Westdale South Neighbourhood (North Section)	-1,000,000	1,000,000
4031919110	Barton - Parkdale to Talbot	-950,000	950,000
4031819104	Hewitson - Dupont to Barton	-593,000	593,000
4032011026	Mud - Paramount to Upper Centennial	-570,000	570,000
4032018248	Bridge 248 - King St W	-500,000	500,000
4031118126	Bridge 163 - Centennial Parkway North, 540m n/o Barton	-447,000	447,000
4032218294	Bridge 294 - Rousseaux St, 120m e/o Academy Dr	-420,000	420,000
4032211029	King - Stoney Brook to Highway No. 8	-345,000	345,000
4032319109	Wilson - Victoria to Sherman	-300,000	300,000
4032111029	Wilson - Rousseaux to Filman	-242,000	242,000
4031218526	Bridge 451 - Hwy 5 E, 120m e/o Mill St S	-238,000	238,000
4032211018	Highland - Glenhollow to First Rd W	-224,000	224,000
4031919119	Sheaffe / Park / Mulberry (Central Nbhd (North))	-220,000	220,000
4031911028	Strachan - James to east end	-200,000	200,000
4031818437	Bridge 437 - Miles Rd	-185,000	185,000
4032018414	Bridge 414 - Miles Road	-180,000	180,000
4031618090	Bridge 090 - McMurray	-155,000	155,000
4032111026	Stone Church - Upper James to Upper Wellington	4,000	-4,000
4032111022	Kenilworth-Barton-Roxborough	5,000	-5,000
4032111024	Southcote - Book to Garner	5,000	-5,000
4032118282	Bridge 282-Longwood Hwy 403	5,000	-5,000
4032119111	Highway 8 - Bond to Woodleys Lane	9,000	-9,000
4032255222	Corridor Infrastructure Condition and Programming	11,000	-11,000
4032149555	QA-QC Service Contract 2021	90,000	-90,000
4032311601	Council Priority - Ward 1 Minor Rehabilitation	135,000	-135,000
4032311602	Council Priority - Ward 2 Minor Rehabilitation	135,000	-135,000
4032311603	Council Priority - Ward 3 Minor Rehabilitation	135,000	-135,000
4032311604	Council Priority - Ward 4 Minor Rehabilitation	135,000	-135,000
4032311605	Council Priority - Ward 5 Minor Rehabilitation	135,000	-135,000
4032311606	Council Priority - Ward 6 Minor Rehabilitation	135,000	-135,000
4032311607	Council Priority - Ward 7 Minor Rehabilitation	135,000	-135,000
4032311608	Council Priority - Ward 8 Minor Rehabilitation	135,000	-135,000
4032311609	Council Priority - Ward 9 Minor Rehabilitation	135,000	-135,000
4032311610	Council Priority - Ward 10 Minor Rehabilitation	135,000	-135,000

CITY OF HAMILTON
Capital Projects Budget Appropriations between Current Contribution and Canada Community-Building Fund Requiring Council Approval

Project ID	Description	Proposed appropriations	
		Current Contributions (\$) (Account # 49300)	Canada Community-Building Fund (\$) (Account # 42020)
4032311611	Council Priority - Ward 11 Minor Rehabilitation	135,000	-135,000
4032311612	Council Priority - Ward 12 Minor Rehabilitation	135,000	-135,000
4032311613	Council Priority - Ward 13 Minor Rehabilitation	135,000	-135,000
4032311614	Council Priority - Ward 14 Minor Rehabilitation	135,000	-135,000
4032311615	Council Priority - Ward 15 Minor Rehabilitation	135,000	-135,000
4032155145	Escarpment Erosion Study	350,000	-350,000
4032110005	Major Road Maintenance Program - 2021/22	425,000	-425,000
4032310005	Major Road Mill & Pave Program	490,000	-490,000
4032311224	Sidewalk Rehabilitation Program	1,000,000	-1,000,000
4032317677	Preventative Asphalt Road Maintenance Program	2,350,000	-2,350,000
		0	0
4031118126	Bridge 163 - Centennial Parkway North, 540m n/o Barton	-332,735.25	332,735.25
4031818313	Bridge 313 - Arkledun Ave	11,357.10	-11,357.10
4032111028	Stone Church - Golf Links to Omni	3,900.34	-3,900.34
4031911018	Asset Preservation - Balfour Neighbourhood	27,563.74	-27,563.74
4031811016	Asset Preservation - Local Roads - 2018	177,220.39	-177,220.39
4031711016	Asset Preservation - Local Roads - 2017	58,294.31	-58,294.31
4032111021	Brock - Concession 4 W to Safari	36,234.37	-36,234.37
4662120017	Traffic Signal LED Upgrades - 2021/22	18,165.30	-18,165.30
		0	-0
4031911608	Council Priority - Ward 8 Minor Rehabilitation - CCBF	-600,000	600,000
4032111108	Council Priority - Ward 8 Minor Rehabilitation - CCBF	600,000	-600,000
		0	0

2023 City Enrichment Fund SUMMARY

	Category	No. of Apps	2023 Budget (Total)	2023 Requested	2023 Recommended	Budget vs Recommended	
	Agriculture						
AGR A	Program & Events	17		\$ 165,944	\$ 121,862		
	Agriculture Total	17	\$ 154,924	\$ 165,944	\$ 121,862	\$ 33,062	21.34%
	Arts						
ART - A	Arts - Operating	37		\$ 3,345,630	\$ 2,713,112		
ART - B	Arts - Festival	3		\$ 165,000	\$ 123,750		
ART - C	Arts - Capacity Building	4		\$ 68,772	\$ 48,079		
ART - D	Arts - Creation & Presentation	31		\$ 202,002	\$ 122,720		
	Arts Total	75	\$ 2,994,020	\$ 3,781,404	\$ 3,007,661	-\$ 13,641	-0.46%
	Communities, Culture & Heritage						
CCH - A	CCH - Events	49		\$ 857,084	\$ 442,552		
CCH - B	CCH - New Projects	11		\$ 82,563	\$ 31,659		
CCH - C	CCH - Capacity Building	2		\$ 4,080	\$ 2,640		
	CCH Total	62	\$ 613,492	\$ 943,727	\$ 476,851	\$ 136,641	22.27%
	Community Services						
CS - A	Hunger/Shelter	9		\$ 388,611	\$ 234,774		
CS - B	Everyone Safe	9		\$ 327,612	\$ 245,709		
CS - C	Everyone Thrives	10		\$ 322,750	\$ 223,427		
CS - D	No Youth Left Behind	6		\$ 200,302	\$ 143,717		
CS - E	Everyone Age in Place	19		\$ 462,906	\$ 334,016		
CS - F	Community Capacity Grows	11		\$ 219,419	\$ 157,844		
CS - G	Someone to Talk to	3		\$ 77,479	\$ 25,825		
CS - H	Emerging Needs	49		\$ 1,573,602	\$ 1,087,140		
	Community Services Total	116	\$ 2,338,944	\$ 3,572,681	\$ 2,452,452	-\$ 113,508	-4.85%

	Category	No. of Apps	2023 Budget (Total)	2023 Requested	2023 Recommended	Budget vs Recommended	
	Environment						
ENV-A	Capacity Building	3		\$ 62,754	\$ 44,117		
ENV-C	Project and Programs	13		\$ 238,905	\$ 169,360		
	Environment Total	16	\$ 158,198	\$ 301,659	\$ 213,477	-\$ 55,279	-34.94%
	Sport and Active Lifestyles						
SAL-A	Long Term Athlete Dev (LTAD)	6		\$ 45,000	\$ 31,650		
SAL-B	Sport Awareness	7		\$ 50,400	\$ 37,800		
SAL-C	Capacity Building	8		\$ 60,000	\$ 42,900		
SAL-D	Sport for Development/Inclusion	8		\$ 60,000	\$ 38,325		
SAL-E	Accessibility	5		\$ 37,052	\$ 26,739		
SAL-F	Active for Life	10		\$ 70,662	\$ 44,278		
SAL-G	Multi-Sport Hosting	2		\$ 51,500	\$ 31,415		
	Sport and Active Lifestyles Total	46	\$ 265,832	\$ 374,614	\$ 253,107	\$ 12,725	4.79%
	Digital Equity (Reserve Funded)						
DIG E	Digital Equity Program	5		\$ 50,078	\$ 33,809		
	Digital Equity Total	5	\$ 33,809	\$ 50,078	\$ 33,809	\$ -	0.00%
	Total Grant Requests	337	\$ 6,559,219	\$ 9,190,107	\$ 6,559,219	\$ -	0.00%
	CEF Administration		50,000		50,000	-	
	Total City Enrichment Fund		\$ 6,609,219	\$ 9,190,107	\$ 6,609,219	\$ -	0.00%

2023 City Enrichment Fund

¹ Hold pending submission of final report

² Funds owing

Ref #	Organization Full Name	Program Name	Rating	Program budget	Amount requested	Recommended Funding
AGR-A1	Ancaster Agricultural Society	Ancaster Ag Society Education Days, Summer Camp, and 173rd Fall Fair	A	534,000	35,000	26,250
AGR-A2	Ancaster Farmers Market	Ancaster Farmers Market	A	29,000	5,000	3,750
AGR-A3	Binbrook Agricultural Society	Binbrook Fair 2023	A	215,250	30,000	22,500
AGR-A4	Farm Crawls of Ontario	Farm Crawls 2022-23	A	18,000	5,400	4,050
AGR-A5	Golden Horseshoe Beekeepers' Association	GHBA Public Education Program	A	5,100	1,530	1,148
AGR-A6	Hamilton Sustainable Victory Gardens Inc.²	Agriculture. Planting Happiness; Reducing Hunger	A	39,247	11,774	8,831
AGR-A7	Hamilton Wentworth Soil and Crop Improvement Association	Improving Soil Health in Hamilton Agriculture	A	12,000	3,600	2,700
AGR-A8	Hamilton-Wentworth 4-H Association²	Agriculture - 4-H Association	A	19,200	5,600	4,200
AGR-A9	Locke Street Farmers' Market (23027474 Ontario Inc)	Community Programming	A	9,000	2,400	1,800
AGR-A10	Rockton Agricultural Society	Rockton World's Fair	A	286,834	35,000	26,250
AGR-A11	Southwentworth Plowmen's Association²	Southwentworth Plowmen's Association Annual Plowing Match	A	7,000	2,100	1,575
AGR-A12	The Equestrian Association for the Disabled (TEAD)	TEAD's Farm Friends Equine Experience	A	34,500	10,000	7,500
AGR-A13	Ancaster Horticultural Society	To beautify Ancaster and to educate on horticultural topics	B	17,871	4,000	2,440
AGR-A14	Crown Point Farms Market of Ottawa St	Education	B	6,800	2,040	1,244

2023 City Enrichment Fund

¹ Hold pending submission of final report

² Funds owing

Ref #	Organization Full Name	Program Name	Rating	Program budget	Amount requested	Recommended Funding
AGR-A15	Stoney Creek BIA ¹	Agriculture general - Market in the Creek in Downtown Stoney Creek	B	39,600	5,000	3,050
AGR-A16	Wentworth District Women's Institute ¹	4-H Scholarship and Rose Programs and community Outreach	B	15,000	4,500	2,745
AGR-A17	Westdale Village BIA ¹	Casual Market	B	36,000	3,000	1,830
Programs & Events Total					165,944	121,862
Agriculture Total					165,944	121,862
ART-B1	Centre français Hamilton Inc.	FrancoFEST 2022	A	468,300	40,000	30,000
ART-B2	Festival of Friends ¹	Festival of Friends	A	480,950	100,000	75,000
ART-B3	Greater Hamilton Arts And Events	ArtsFest 2023	A	150,000	25,000	18,750
Arts Festivals Total					165,000	123,750
ART-A1	Aeris Körper Contemporary Dance	Aeris Körper Contemporary Dance 2023 Operations: creation, production and education of contemporary dance.	A	245,748	29,500	22,125
ART-A2	Art Gallery of Hamilton ²	Annual Operations	A	6,441,000	1,000,000	1,000,000
ART-A3	Bach Elgar Choir	Annual Operations	A	163,222	30,000	22,500
ART-A4	Brott Music Festival	Annual Operations	A	1,723,400	200,000	150,000
ART-A5	Centre[3] for print and media arts	Annual Operations	A	1,445,500	80,000	60,000
ART-A6	Dundas Pipes and Drums	Annual Operations	A	8,410	2,523	1,892
ART-A7	Dundas Valley School of Art	Dundas Valley School of Art Annual Operations 2023	A	1,901,609	200,000	150,000
ART-A8	Factory Media Centre	Annual Operations	A	277,007	46,000	34,500
ART-A9	Hamilton & Region Arts Council	Hamilton Arts Council Operating	A	401,978	93,454	70,091

2023 City Enrichment Fund

¹ Hold pending submission of final report

² Funds owing

Ref #	Organization Full Name	Program Name	Rating	Program budget	Amount requested	Recommended Funding
ART-A10	Hamilton All Star Jazz Band Inc.	Hamilton All Star Jazz Band Inc	A	67,750	9,500	7,125
ART-A11	Hamilton Artists Inc.	Arts Operating	A	356,507	68,000	51,000
ART-A12	Hamilton Children's Choir	Hamilton Children's Choir	A	553,358	55,000	41,250
		Hamilton Fringe Festival/ Frost Bites/ Artist Development Programs				
ART-A13	Hamilton Festival Theatre Company	(ALERT/Spark/Kids Club Camp), Equity Initiatives	A	724,586	60,000	45,000
	Hamilton Literary Festival Association ¹					
ART-A14		gritLIT Festival 2023	A	95,000	17,000	12,750
		Hamilton Music Collective - Changing Lives Through Music - Empowering Change in the Community				
ART-A15	Hamilton Music Collective	Arts Operating for Established Professional Organizations	A	614,975	100,000	75,000
ART-A16	Hamilton Philharmonic Orchestra	Professional Organizations	A	2,043,000	280,000	210,000
ART-A17	Hamilton Youth Steel Orchestra	HYSO	A	58,514	17,400	13,050
ART-A18	Open Heart Arts Theatre	Open Heart Arts Theatre	A	97,800	29,250	21,938
ART-A19	Red Beti Theatre	Red Beti Theatre Operating	A	590,000	119,000	89,250
ART-A20	Supercrawl Productions	Supercrawl	A	1,508,500	200,000	150,000
ART-A21	Telling Tales	15th Annual Telling Tales Season	A	434,700	22,000	16,500
ART-A22	Theatre Aquarius	Annual Operations	A	3,554,851	350,000	262,500
ART-A23	Tune In Foundation	Annual operations	A	79,643	23,892	17,919
ART-A24	Westdale Cinema Group	Westdale Cinema Group	A	551,900	30,000	22,500
ART-A25	Workers Arts and Heritage Centre	Annual Operations	A	404,519	36,414	27,311

2023 City Enrichment Fund

¹ Hold pending submission of final report

² Funds owing

Ref #	Organization Full Name	Program Name	Rating	Program budget	Amount requested	Recommended Funding
ART-A26	Carnegie Gallery (Dundas Art and Craft Association)	Arts Operating	B	227,768	29,000	17,690
ART-A27	Chamber Music Hamilton	Chamber Music Hamilton season	B	68,962	10,000	6,100
ART-A28	Culture for Kids in the Arts	Annual Operations/Programming	B	456,064	35,000	21,350
ART-A29	Dundas Concert Band Inc.	Dundas Concert Band	B	9,591	2,800	1,708
ART-A30	Hamilton Academy of Performing Arts	Hamilton Academy of Performing Arts	B	150,000	30,000	18,300
ART-A31	HCA Dance Theatre	Arts Operating	B	177,340	30,000	18,300
ART-A32	Immigrant Culture and Art Association (ICAA) ²	Newcomer Artists Mentorship Program	B	70,000	21,000	12,810
ART-A33	Industry Performance Makers Arts Organization ¹	Annual Operations	B	115,845	29,925	18,254
ART-A34	The Duet Club of Hamilton	2023-2024 Season of the Duet Club of Hamilton	B	17,100	3,500	2,135
ART-A35	The Harlequin Singers of Hamilton	Harlequin Singers 2023 Concert Series	B	30,000	6,500	3,965
ART-A36	Tottering Biped Theatre Inc.	Annual Summer Shakespeare Project	B	100,000	30,000	18,300
ART-A37	Momentum Choir	Momentum Hamilton	C	63,240	18,972	
Arts Operating Total					3,345,630	2,713,112
ART-C1	Brott Music Festival	Arts-Capacity Building	A	85,000	25,000	18,750
ART-C2	Culture for Kids in the Arts	Social Media Strategy	A	35,000	10,500	7,875
ART-C3	Hamilton & Region Arts Council	Hamilton Arts Council - Capacity	A	27,574	8,272	6,204
ART-C4	Supercrawl Productions	Supercrawl	B	85,000	25,000	15,250
Capacity Building Total					68,772	48,079

2023 City Enrichment Fund

¹ Hold pending submission of final report

² Funds owing

Ref #	Organization Full Name	Program Name	Rating	Program budget	Amount requested	Recommended Funding
ART-D1	Abedar Kamgari	Creation and Presentation of Carrying Distance by Abedar Kamgari	A	40,000	10,000	7,500
ART-D2	Afterlife Theatre	Hamlet	A	36,250	5,000	3,750
ART-D3	Alexandra MacLean	The Empty Seat	A	14,700	3,200	2,400
ART-D4	Benjamin Robinson	Why Not Give In and Call it Lovely?	A	35,000	10,000	7,500
ART-D5	Blue Pick Media	East End	A	122,850	10,000	7,500
ART-D6	Bud Roach (Capella Intima)	Workshop and preview performance of "Fin'amor: songs of a former criminal".	A	38,000	10,000	7,500
ART-D7	Deepti Gupta ¹ DOD Productions (Anne Rosenberg)	The Kathak Theatre Experiment	A	56,088	10,000	7,500
ART-D8	Rosenberg)	Play - The Coat Check Girl	A	10,000	3,000	2,250
ART-D9	Fareh Malik	The Listening in Colour Exhibit	A	29,860	8,000	6,000
ART-D10	Gabriel Baribeau	Creation and Presentation - Emerging Artist	A	17,000	5,000	3,750
ART-D11	Gritty City Theatre Company	To Serve, Protect and Understand	A	37,500	10,000	7,500
ART-D12	Leah Magdalen (Leah Wiersma)	Have Your Cake (Short Film)	A	25,000	5,000	3,750
ART-D13	Maureen Paxton	She SeeSaw	A	9,810	2,943	2,207
ART-D14	Monica Plant	Haiku Comics of the Hamilton Bay (chapbook)	A	16,750	5,000	3,750
ART-D15	Shaun Smyth	Beautiful Scars	A	50,000	10,000	7,500
ART-D16	Sidney Drmay	Hamilton Zine Machine	A	9,000	2,700	2,025
ART-D17	Stephen Near (Same Boat Theatre Company)	Whale Fall theatre production	A	28,000	8,400	6,300
ART-D18	Without Mass	Understory	A	15,000	4,500	3,375

2023 City Enrichment Fund

¹ Hold pending submission of final report

² Funds owing

Ref #	Organization Full Name	Program Name	Rating	Program budget	Amount requested	Recommended Funding
ART-D19	David Trautrimas	The Possession Agent	B	34,000	10,000	6,100
ART-D20	DONNA AKREY	Tip of the Iceberg	B	23,500	7,050	4,301
ART-D21	Grace Evans	Illumination: a novel	B	42,500	5,000	3,050
ART-D22	Hanna Bech Mathieson	Arts / Creation and Presentation / Circles in the Sand Covid creatures; anomalies in the	B	41,687	10,000	6,100
ART-D23	kipjones (Keray D Jones)	yearly zodiac	B	13,000	3,900	2,379
ART-D24	Lost Boys Unlimited	The Bookwyrms	B	13,000	3,900	2,379
ART-D25	Marion House Production	We Build Machines	B	10,000	3,000	1,830
ART-D26	Melissa Neil	We Are The Flickering Lights	B	14,722	4,416	2,694
ART-D27	West Park Productions	The One That Got Away (Feature Film)	B	10,000	3,000	1,830
ART-D28	Brent Tennant	Pleasant Stay Motel Arts, Creation and presentation	C	16,650	4,995	
ART-D29	Samuray Rose Diler	(emerging)	C	16,660	4,998	
ART-D30	Tony Vieira	In Reminiscence	C	30,000	9,000	
ART-D31	FREEWATER	id rather be at home : a digital dance film	Withdrawn	62,700	10,000	
Creation & Presentation Total					202,002	122,720
Arts Total					3,781,404	3,007,661
CCH-C1	Erland Lee (Museum) Home (Federated Women's Institute of Ontario)	Internal Enrichment Project	A	3,600	1,080	810
CCH-C2	Ancaster Society for the Performing Arts (Sinfonia Ancaster)	Sinfonia Ancaster	B	12,000	3,000	1,830

2023 City Enrichment Fund

¹ Hold pending submission of final report

² Funds owing

Ref #	Organization Full Name	Program Name	Rating	Program budget	Amount requested	Recommended Funding
Capacity Building for Cultural Organizations Total					4,080	2,640
CCH-A1	Ancaster Heritage Days	Ancaster Heritage Days 2023 Winter Event	A	7,500	2,250	1,688
CCH-A2	Asociacion Fraternidad Hispana (Fraternity Hispanic Association)	2023 Latin American/ Hispanic Month	A	14,200	4,260	3,195
CCH-A3	Bet Nahrain Heritage Centre	Annual Assyrian Festival of Nusardil	A	20,000	4,994	3,745
CCH-A4	Binbrook Parade Committee	Binbrook Santa Claus Parade	A	18,000	5,000	3,750
CCH-A5	Concession BIA ¹	Concession Sidewalk Sounds 2023	A	30,990	5,000	3,750
CCH-A6	Dundas Valley Orchestra	Activities and Concerts	A	31,170	5,000	3,750
CCH-A7	Durand Neighbourhood Association Inc.	Durand Neighbourhood Association Community Events - 2023	A	5,000	1,500	1,125
CCH-A8	Gourley Park Community Association	Winterfest/EasterEggHunt/Pumpkinfest	A	14,992	4,498	3,373
CCH-A9	Hamilton Sings! Community Choir	Hamilton Sings! Community Choir	A	32,420	5,000	3,750
CCH-A10	Hamilton-Halton Chinese Choir	Concert & Established Activities	A	7,550	2,000	1,500
CCH-A11	INDIA CANADA SOCIETY ²	GANDHI PEACE FESTIVAL	A	15,000	4,500	3,375
CCH-A12	Living Rock Ministries	Arts of August	A	28,886	5,000	3,750
CCH-A13	Musicata-Hamilton's Voices (John Laing Singers)	Musicata-Hamilton's Voices concert series, 2022-23	A	23,790	5,000	3,750
CCH-A14	Rotary Club of Hamilton AM	Imagine in the Park Children's Arts Festival	A	56,000	16,800	12,600
CCH-A15	Sprout Organization	Lucky Lion Night Market 2023	A	70,000	21,000	15,750

2023 City Enrichment Fund

¹ Hold pending submission of final report

² Funds owing

Ref #	Organization Full Name	Program Name	Rating	Program budget	Amount requested	Recommended Funding
CCH-A16	Stoney Creek BIA	Community Events Established - Saturdays in the Creek	A	48,000	5,000	3,750
CCH-A17	Westdale Village BIA	Westdale Live!	A	28,000	5,000	3,750
CCH-A18	Ancaster Heritage Days Ancaster Society for the Performing Arts (Sinfonia Ancaster)	Ancaster Heritage Days 2023 Summer Event	B	69,400	20,820	12,700
CCH-A19	Ancaster)	Sinfonia Ancaster	B	67,760	17,000	10,370
CCH-A20	CACTUS FESTIVAL OF DUNDAS ONTARIO	DUNDAS CACTUS FESTIVAL	B	236,770	66,420	40,516
CCH-A21	Chorus Hamilton ¹ Comunita Racalmutese Maria SS	Chorus Hamilton's 2022/2023 season	B	57,195	10,000	6,100
CCH-A22	Del Monte Ontario Inc.	Communities, Culture & Heritage	B	99,802	15,000	9,150
CCH-A23	Concession BIA ¹	Concession Streetfest 2023	B	43,650	8,000	4,880
CCH-A24	Downtown Dundas BIA ¹ Downtown Hamilton Business Improvement Area	Community, Culture, Heritage Large Events	B	115,150	34,545	21,072
CCH-A25	Improvement Area	Gore Park Summer Promenade	B	67,539	20,262	12,360
CCH-A26	Dundas Cactus Parade Inc. ²	2023 Dundas Cactus Parade	B	39,500	11,850	7,229
CCH-A27	Dundas Museum & Archives Dundas Museum & Archives (Dundas Historical Society Museum)	Discover Your Historical Dundas	B	17,073	5,000	3,050
CCH-A28	Museum)	Dundas Historical Society Museum - Exhibitions Program	B	65,510	11,000	6,710
CCH-A29	Festitalia Corporation	Festitalia 2023	B	75,000	22,500	13,725

2023 City Enrichment Fund

¹ Hold pending submission of final report

² Funds owing

Ref #	Organization Full Name	Program Name	Rating	Program budget	Amount requested	Recommended Funding
CCH-A30	Hamilton and District Labour Council-CLC	Celebrate Labour Day 2023! CCH-Events & Est. Activities Large -	B	37,443	10,000	6,100
CCH-A31	Hamilton Arts & Letters	HAL Presents	B	34,281	8,000	4,880
CCH-A32	Hamilton Folk Arts Heritage Council²	Communities, Culture & Heritage Program	B	357,100	97,000	59,170
CCH-A33	hamilton jewish federation	Hamilton Jewish Film Festival	B	24,000	7,200	4,392
CCH-A34	Locke Street B.I.A.	Sundays Unlocked 2023	B	60,000	12,000	7,320
CCH-A35	Lynden Canada Day Committee Ottawa Street Business	Artist fees	B	40,000	7,500	4,575
CCH-A36	Improvement Area	Sew Hungry 2022	B	48,564	14,569	8,887
CCH-A37	Pride Hamilton	2023 Pride Celebrations	B	120,000	29,999	18,299
CCH-A38	SalsaSoul Productions	Core Programs: Salsa on the Waterfront and SalsaSoul Sundays	B	25,772	7,731	4,716
CCH-A39	South Asian Heritage Association of Hamilton & Region²	Spring Festival of South Asia	B	26,450	7,935	4,840
CCH-A40	Stoney Creek Santa Claus Parade	Stoney Creek Santa Claus Parade	B	32,100	3,500	2,135
CCH-A41	Waterdown's Oh Canada Ribfest (Rotary Club of Waterdown)¹	Waterdown's Rotary Ribfest	B	200,000	25,000	15,250
CCH-A42	Winona Peach Festival¹ Zula Music And Arts Collective	Community, Culture & Heritage	B	367,700	99,500	60,695
CCH-A43	Hamilton¹	CCH – Established	B	114,000	28,000	17,080
CCH-A44	Barton Village Festival	Barton Village Festival	C	30,000	9,000	

2023 City Enrichment Fund

¹ Hold pending submission of final report

² Funds owing

Ref #	Organization Full Name	Program Name	Rating	Program budget	Amount requested	Recommended Funding
CCH-A45	Colombian Refugees Association	HAMILTON LATINO FESTIVAL Community, Culture, Heritage Large Events	C	130,540	29,999	
CCH-A46	Downtown Dundas BIA	Flamborough Santa Claus Parade	C	113,842	34,153	
CCH-A47	² Hamilton Santa Claus Parade Committee	FSCP	C	60,000	15,000	
CCH-A48	Committee	Hamilton Santa Claus Parade Waterfront Tours - Hamiltonian Tour Boat- Sightseeing Tours by Land & Wate	C	180,000	50,000	
CCH-A49	Hamilton Waterfront Trust ²		C	56,000	16,800	
Events & Established Activities Total					857,084	442,553
CCH-B1	Ancaster Society for the Performing Arts (Sinfonia Ancaster)	Special Presentation - Old Turtle	A	12,895	3,000	2,250
CCH-B2	Authors in the Park Children's International Learning Centre (Hamilton)	Authors in the Park Festivals of Light: Celebrating Inclusivty and Diversity	A	3,250	975	731
CCH-B3			A	35,924	10,500	7,875
CCH-B4	Culture Matters Foundation	Black History Month Installation 2023	A	24,490	7,347	5,510
CCH-B5	iBalance Living Association Association de la Communauté	Chinese Culture Links between Seniors and Juniors over Covid Crisis	A	23,700	3,350	2,513
CCH-B6	Ivoirienne de Hamilton(ACIH)	Francolympiade – Hamilton	B	4,500	1,350	824

2023 City Enrichment Fund

¹ Hold pending submission of final report

² Funds owing

Ref #	Organization Full Name	Program Name	Rating	Program budget	Amount requested	Recommended Funding
CCH-B7	Canadian Society of Contemporary Iron Arts	Iron Pour Event 2023	B	8,600	2,500	1,525
CCH-B8	Erland Lee (Museum) Home (Federated Women's Institute of Ontario)	The Victorian Market and Fair	B	3,000	900	549
CCH-B9	Waterdown Museum of Hope (Flamborough Museum)	Waterdown Museum of Hope Opening	B	54,000	16,200	9,882
CCH-B10	McMaster Community Homes Corporation	Mural Painting	C	21,470	6,441	
CCH-B11	Hamilton You Poets	Poetic License	Withdrawn	106,135	30,000	
New Projects Total					82,563	31,659
Communities, Culture & Heritage Total					943,727	476,851
CS-F1	Adult Basic Education Association of Hamilton-Wentworth	Lifelong Learning Opportunities and Pathways	A	84,740	9,000	6,750
CS-F2	Ancaster Community Services	Youth Engagement Program	A	112,643	15,500	11,625
CS-F3	Ancaster Community Services	Community Outreach	A	243,448	37,790	28,343
CS-F4	Dundas Community Services	Community Outreach	A	47,278	11,654	8,741
CS-F5	Flamborough Information and Community Services	Community Outreach Services	A	145,640	42,767	32,075
CS-F6	Neighbour to Neighbour Centre	Middle East Outreach	A	61,262	3,018	2,264
CS-F7	Social Planning and Research Council of Hamilton	Community Social Research and Planning	A	524,880	45,420	34,065
CS-F8	The Hamilton and District Literacy Council	Literacy and Basic Skills for Adults	A	313,000	6,270	4,703
CS-F9	Hamilton Council on Aging	Seniors Engagement	B	455,860	15,000	9,150

2023 City Enrichment Fund

¹ Hold pending submission of final report

² Funds owing

Ref #	Organization Full Name	Program Name	Rating	Program budget	Amount requested	Recommended Funding
CS-F10	Rotary Club of Hamilton	Rotary Literacy in Action Program	B	160,140	25,000	15,250
CS-F11	St. John Ambulance (St. John Council for Ontario)	Medical First Responder Program	B	56,500	8,000	4,880
Community Capacity Grows Total					219,419	157,844
CS-H1	AY Alternatives for Youth Hamilton	Parent Education, Support and Skills Development Program	A	74,303	15,018	11,264
CS-H2	Bereaved Families of Ontario - South Central Region	BFO-SCR Grief Support Programs	A	52,930	15,879	11,909
CS-H3	Canadian National Institute for the Blind	CNIB Mobile Hub - Hamilton	A	35,034	10,510	7,883
CS-H4	Cancer Assistance Program	Cancer Assistance Program – Community Engagement in under-resourced areas of Hamilton	A	79,200	23,760	17,820
CS-H5	City Kidz Ministry	Post COVID Rebuild Grief and Bereavement Support	A	951,100	19,500	14,625
CS-H6	Dr. Bob Kemp Hospice	Innovation	A	287,441	80,000	60,000
CS-H7	Grace Anglican Church	Graceful Abilities Day Program	A	80,325	18,021	13,516
CS-H8	Greater Hamilton Food Share	Food Acquisition and Distribution Program	A	1,970,300	75,000	56,250
CS-H9	Immigrants Working Centre	IWC Employment Services Program	A	401,152	45,475	34,106
CS-H10	Indwell Community Homes	Support Indigenous Tenants at Aindah-ing and Odawa	A	308,600	65,000	48,750
CS-H11	International Association for Refugees-Canada	Open Homes Hamilton	A	137,706	37,700	28,275
CS-H12	Interval House of Hamilton	Jared's Place	A	110,542	33,162	24,872
CS-H13	Liberty For Youth	Bright Choices Program	A	198,630	59,589	44,692

2023 City Enrichment Fund

¹ Hold pending submission of final report

² Funds owing

Ref #	Organization Full Name	Program Name	Rating	Program budget	Amount requested	Recommended Funding
CS-H14	Lynwood Charlton Centre	OASIS	A	181,032	30,222	22,667
CS-H15	Mission Services of Hamilton Inc.	Willow's Place	A	863,226	35,000	26,250
CS-H16	Mission Services of Hamilton Inc.	Youth Afterschool Meal Program Nanny Angel Network Programs and Services for Hamilton Families	A	151,222	35,000	26,250
CS-H17	Nanny Angel Network Inc.	Impacted by a Parent with Cancer	A	138,800	30,000	22,500
CS-H18	Neighbour to Neighbour Centre	N2N Intercultural Community Kitchen N2N Wellness and Mindful	A	66,727	20,018	15,014
CS-H19	Neighbour to Neighbour Centre	Movement	A	105,039	31,511	23,633
CS-H20	Neighbour to Neighbour Centre	Garden Skills Programming N2N Community Meals and Good	A	130,406	39,121	29,341
CS-H21	Neighbour to Neighbour Centre	Food Markets Hamilton Community Garden	A	208,291	62,487	46,865
CS-H22	Neighbour to Neighbour Centre	Networking Program	A	74,663	22,398	16,799
CS-H23	Neighbour to Neighbour Centre	N2N Food Skills For Kids Program N2N Community Action and	A	112,042	33,612	25,209
CS-H24	Neighbour to Neighbour Centre	Advocacy Training Program The Post Pandemic Response to Heightened Mental Health Needs	A	106,595	31,978	23,984
CS-H25	Shalem Mental Health Network Social Planning and Research	Initiative	A	324,017	30,000	22,500
CS-H26	Council of Hamilton	Hamilton Financial Empowerment	A	105,000	30,000	22,500
CS-H27	St. Matthew's House	Seniors in Kitchens	A	674,100	30,000	22,500

2023 City Enrichment Fund

¹ Hold pending submission of final report

² Funds owing

Ref #	Organization Full Name	Program Name	Rating	Program budget	Amount requested	Recommended Funding
CS-H28	The Bridge: From Prison to Community	The Bridge: "Out for Good" Program Helping Men Recover: 13-Week Program for Men With Lived Experience and their Family	A	85,523	25,000	18,750
CS-H29	Wayside House of Hamilton	Caregivers	A	117,327	35,000	26,250
CS-H30	Welcome Inn Community Centre	Food Access Program	A	150,423	25,000	18,750
CS-H31	Wellwood Resource Centre of Hamilton	Information and Peer Support for Cancer Patients and Families/Caregivers	A	177,498	27,300	20,475
CS-H32	YMCA of Hamilton, Burlington, Brantford	Men's Residence Social & Mental Health Workers Program	A	123,484	37,045	27,784
CS-H33	Big Brothers Big Sisters of Halton and Hamilton	Allies Group Mentoring Project	B	70,000	21,000	12,810
CS-H34	Eva Rothwell Centre	After School Program Mentorship and Financial Literacy for	B	150,000	20,000	12,200
CS-H35	Excel At Work	Black Hamiltonians	B	192,700	57,810	35,264
CS-H36	Food4Kids Hamilton	Weekends Without Hunger	B	926,250	30,000	18,300
CS-H37	Hamilton East Kiwanis Boys and Girls Club	McQuesten BGC Community Navigation Program for Trans/Non-Binary/Gender-Diverse Hamiltonians and their health care	B	85,470	24,400	14,884
CS-H38	Hamilton Trans Health Coalition	teams, families, and employers	B	39,900	11,970	7,302

2023 City Enrichment Fund

¹ Hold pending submission of final report

² Funds owing

Ref #	Organization Full Name	Program Name	Rating	Program budget	Amount requested	Recommended Funding
		What's Your Path Portal and Speakers Bureau				
CS-H39	Healthy Youth Network	Bureau	B	105,375	31,250	19,063
CS-H40	Neighbour to Neighbour Centre	Community Youth Kitchens	B	66,727	20,018	12,211
CS-H41	Nisa Homes (National Zakat Foundation)	Nisa Homes Hamilton Shelter Program	B	370,600	75,000	45,750
CS-H42	Safe Families Canada	Safe Families Hamilton/Halton	B	158,992	47,698	29,096
CS-H43	Sisters in Sync	BecomingHER	B	37,500	11,250	6,863
CS-H44	The Baby Depot	The Baby Boutique	B	105,344	25,000	15,250
CS-H45	The Living Rock Ministries	Housing Supports	B	143,000	42,900	26,169
CS-H46	Hamilton Helping Hands	Ethnic food for low income families	C	45,000	13,500	
CS-H47	Elizabeth Fry Society Southern Ontario Region	STARS Program	N/A	41,950	12,500	-
		Mealshare Buy One, Give One Program to End Youth Hunger in Hamilton				
CS-H48	Mealshare Aid Foundation	Hamilton	Withdrawn	63,080	17,000	-
	Survivors of Hamilton Outreach (SOHO) - WomenatthecentrE	SOHO - Writing in Community and Expanding Programming				
CS-H49	Hamilton Chapter	Expanding Programming	DNQ	10,000	3,000	
Emerging Needs & Program Innovation Total					1,573,602	1,087,140
CS-C1	Big Brothers Big Sisters of Halton & Hamilton	Group Mentoring for Male Identifying Youth	A	108,000	32,000	24,000
CS-C2	Big Brothers Big Sisters of Halton & Hamilton	Group Mentoring for Female Identifying Youth	A	95,550	27,000	20,250
CS-C3	Hamilton East Kiwanis Boys and Girls Club	Community Outreach Program	A	141,900	41,400	31,050

2023 City Enrichment Fund

¹ Hold pending submission of final report

² Funds owing

Ref #	Organization Full Name	Program Name	Rating	Program budget	Amount requested	Recommended Funding
CS-C4	Hamilton East Kiwanis Boys and Girls Club	Parent Education Outreach	A	175,000	52,000	39,000
CS-C5	Immigrants Working Centre (Hamilton)	IWC Childcare Program	A	677,198	25,174	18,881
CS-C6	Wesley Urban Ministries Inc.	Children & Family Programs	A	202,431	44,750	33,563
CS-C7	Big Brothers Big Sisters of Halton & Hamilton	One-to-One Mentoring Interventions	B	541,000	30,000	18,300
CS-C8	Elliott Heights Baptist Church	Larch After School Program	B	114,027	20,000	12,200
CS-C9	Living Rock Ministries	Wellness Works	B	143,087	42,926	26,185
CS-C10	The Children's Centre For Development	TheCCD Kids Summer Splash	DNQ	25,000	7,500	
Every Child & Family Thrives Total					322,750	223,428
CS-E1	Ancaster Community Services	Meals on Wheels	A	111,576	5,571	4,178
CS-E2	Ancaster Community Services	Assisted Volunteer Driving Program	A	47,537	9,887	7,415
CS-E3	Ancaster Community Services	Frozen Meals	A	75,347	7,460	5,595
CS-E4	Banyan Community Services Inc.	Grocer-Ease	A	307,395	25,000	18,750
CS-E5	Dundas Community Services	Services for Seniors	A	359,948	47,267	35,450
CS-E6	Flamborough Information and Community Services	Seniors Support	A	13,984	3,690	2,768
CS-E7	Glanbrook Home Support Program Inc.	Meal Supports Program	A	285,780	25,000	18,750
CS-E8	Glanbrook Home Support Program Inc.	Volunteer Assisted Transportation Program (VAT)	A	44,877	13,200	9,900
CS-E9	Glanbrook Home Support Program Inc.	Health & Fitness Program	A	66,863	16,574	12,431

2023 City Enrichment Fund

¹ Hold pending submission of final report

² Funds owing

Ref #	Organization Full Name	Program Name	Rating	Program budget	Amount requested	Recommended Funding
CS-E10	Glanbrook Home Support Program Inc.	Community Supports Program	A	100,138	11,826	8,870
CS-E11	Good Shepherd Centre Hamilton	SAM Adult Day Program	A	577,534	70,319	52,739
CS-E12	St. Joseph's Villa	Adult Day Program at St. Joseph's Villa	A	595,016	20,000	15,000
CS-E13	VON Hamilton	Volunteer Visiting & Tele-Touch	A	472,764	53,235	39,926
CS-E14	VON Hamilton	Meals on Wheels	A	1,242,498	60,888	45,666
CS-E15	VON Hamilton	Adult Day Program/Mobile Adult Day Services	A	841,870	31,314	23,486
CS-E16	Wesley Urban Ministries Inc.	Seniors Outreach Program	A	88,712	18,918	14,189
CS-E17	Hamilton East Kiwanis Boys and Girls Club	BGC Hamilton-Halton Adult Day Program	B	269,396	14,000	8,540
CS-E18	The Governing Council of The Salvation Army Canada- Mountberry Adult Day Services	Community Integration	B	429,472	16,990	10,364
CS-E19	Catholic Family Services of Hamilton ¹	Seniors Intensive Case Management	N/A	844,848	11,767	-
Everyone Can Age in Place Total					462,906	334,016
CS-B1	Good Shepherd Centre Hamilton	2nd Stage Housing	A	397,909	59,619	44,714
CS-B2	Interval House of Hamilton	Women's Centre of Hamilton	A	294,323	48,000	36,000
CS-B3	Interval House of Hamilton	Community Outreach, Counselling, Advocacy and Telephone Advocacy	A	280,094	26,500	19,875
CS-B4	Lynwood Charlton Centre	Child and Youth Trauma Services (CYTS)	A	391,862	91,493	68,620

2023 City Enrichment Fund

¹ Hold pending submission of final report

² Funds owing

Ref #	Organization Full Name	Program Name	Rating	Program budget	Amount requested	Recommended Funding
CS-B5	Sexual Assault Centre (Hamilton and Area)	Abuse Prevention Program	A	149,008	26,000	19,500
CS-B6	Sexual Assault Centre (Hamilton and Area)	Crisis Support Program	A	172,903	20,000	15,000
CS-B7	Sexual Assault Centre (Hamilton and Area)	Counselling and Advocacy Program	A	260,603	25,000	18,750
CS-B8	Sexual Assault Centre (Hamilton and Area)	Diverse Communities Outreach Program	A	151,198	16,000	12,000
CS-B9	YWCA Hamilton	Phoenix Place VAW Residential Program	A	155,788	15,000	11,250
Everyone Feels Safe Total					327,612	245,709
CS-G1	Canadian Mental Health Association, Hamilton	Evening Social Recreation Rehabilitation Program	A	132,517	26,681	20,011
CS-G2	Dundas Community Services	Counselling & Referral	A	25,923	7,752	5,814
CS-G3	Catholic Family Services of Hamilton¹	Individual and Family Counselling	N/A	185,095	43,046	-
Everyone has Someone to Talk to Total					77,479	25,825
CS-A1	Mission Services of Hamilton Inc.	Good Food Centre	A	862,553	50,000	37,500
CS-A2	Neighbour to Neighbour Centre	Neighbour to Neighbour Food Bank	A	307,260	31,658	23,744
CS-A3	Good Shepherd Centre Hamilton	Community Hot Meals	B	1,115,702	36,772	22,431
CS-A4	Good Shepherd Centre Hamilton	Marketplace	B	1,322,206	79,473	48,479
CS-A5	Housing Help Centre - Hamilton & Area	Housing Preservation & Stabilization	B	650,000	67,000	40,870

2023 City Enrichment Fund

¹ Hold pending submission of final report

² Funds owing

Ref #	Organization Full Name	Program Name	Rating	Program budget	Amount requested	Recommended Funding
CS-A6	Neighbour to Neighbour Centre	Home Delivery Program	B	68,721	18,552	11,317
CS-A7	The Governing Council of the Salvation Army in Canada	Salvation Army Food Bank	B	171,700	51,510	31,421
CS-A8	The Salvation Army HHB Housing and Support Services	Community Soup Van Program	B	104,090	31,227	19,013
CS-A9	YWCA Hamilton	Transitional Living Program	Withdrawn	1,095,540	22,419	-
No One is Hungry or Without Shelter Total					388,611	234,774
CS-D1	AY Alternatives for Youth Hamilton	AY Outreach	A	143,817	27,664	20,748
CS-D2	AY Alternatives for Youth Hamilton	Street Involved Outreach	A	180,625	42,656	31,992
CS-D3	Living Rock Ministries	Oasis Coffee House Evening Program	A	140,000	42,000	31,500
CS-D4	Wesley Urban Ministries Inc.	Wesley Youth Housing	A	557,526	41,482	31,112
CS-D5	Living Rock Ministries	It's a New Day Breakfast Program	B	115,000	34,500	21,045
CS-D6	Routes Youth Centre (Dundas Youth Chaplaincy)	Routes Youth Centre	B	225,600	12,000	7,320
No Youth is Left Behind Total					200,302	143,717
Community Services Total					3,572,681	2,452,452
DIG-1	Dundas Valley School of Art	Digital Content Production for Charities and Not-for-Profits	A	45,889	8,778	6,584
DIG-2	Glanbrook Home Support Program Inc.	Digital Program	A	21,000	6,300	4,725

2023 City Enrichment Fund

¹ Hold pending submission of final report

² Funds owing

Ref #	Organization Full Name	Program Name	Rating	Program budget	Amount requested	Recommended Funding
DIG-3	Mathstronauts	Empowering underrepresented youth to gain digital technology skills through Mathstronauts' STEAM Engine Program	A	135,300	15,000	11,250
DIG-4	Theatre Aquarius	Theatre Aquarius Digital Workshops	A	50,000	15,000	11,250
DIG-5	Immigrants Working Centre (IWC)	Digital Equity Accelerator	Withdrawn	85,000	5,000	
Digital Equity Total					50,078	33,809
Digital Total					50,078	33,809
ENV-A1	Hamilton-Wentworth Green Venture	Accelerating Deep Energy Retrofits in Hamilton	A	81,480	24,444	18,333
ENV-A2	Hamilton-Wentworth Green Venture	Building Greenspace Stewardship Capacity	A	78,900	17,250	12,938
ENV-A3	Sustainable Hamilton	Business Development Initiative	B	78,610	21,060	12,847
Capacity Building Total					62,754	44,117
ENV-C1	Bay Area Restoration Council	School and Volunteer Programming for Hamilton Harbour Restoration	A	175,150	35,000	26,250
ENV-C2	Catholic Youth Organization	The Learning Garden at Marydale Park	A	12,000	3,600	2,700
ENV-C3	Hamilton Naturalists Club	Celebrating Hamilton's Biodiversity	A	40,000	10,000	7,500
ENV-C4	Hamilton-Wentworth Green Venture	NATURhoods: Helping Hamiltonians naturally adapt to urban runoff	A	162,650	25,000	18,750
ENV-C5	Hamilton-Wentworth Green Venture	Experiential Environmental Learning	A	93,688	18,750	14,063

2023 City Enrichment Fund

¹ Hold pending submission of final report

² Funds owing

Ref #	Organization Full Name	Program Name	Rating	Program budget	Amount requested	Recommended Funding
ENV-C6	Sustainable Hamilton	Water Efficiency Discovery Workbook	A	107,180	29,630	22,223
ENV-C7	Sustainable Hamilton	Climate Change Education	A	93,040	25,390	19,043
ENV-C8	The Children's Garden Project Canada	The Children's Garden Project	A	63,000	18,900	14,175
ENV-C9	Trees For Hamilton	Tree for Hamilton 2022 Tree Planting Events	A	22,396	2,500	1,875
ENV-C10	A Rocha Canada	Growing Volunteer Involvement in Habitat Restoration	B	63,000	18,000	10,980
ENV-C11	Environment Hamilton Ottawa Street Business	Environment Hamilton Climate Action Campaign	B	153,410	17,365	10,593
ENV-C12	Improvement Area	Bee Happy	B	7,000	2,100	1,281
ENV-C13	Sustainable Hamilton	Green Workforce Enhancement	B	117,300	32,670	19,929
Projects & Programs Total					238,905	169,360
Environment Total					301,659	213,477
SAL-E1	Flamborough Dundas Soccer Club	FDSC Special Soccer	A	29,600	7,500	5,625
SAL-E2	Royal Hamilton Yacht Club	RHYC Able Sail	A	24,823	7,447	5,585
SAL-E3	Saltfleet Stoney Creek Soccer Club	SSC - Special Needs & All Abilities Program	A	30,000	7,500	5,625
SAL-E4	The Equestrian Association for the Disabled (T.E.A.D.)	Subsidies	A	23,688	7,105	5,329
SAL-E5	Hamilton East Kiwanis Boys and Girls Club	H.A.V.E.S (Healthy Active Vibrant Energetic Seniors)	B	30,414	7,500	4,575
Accessibility Total					37,052	26,739

2023 City Enrichment Fund

¹ Hold pending submission of final report

² Funds owing

Ref #	Organization Full Name	Program Name	Rating	Program budget	Amount requested	Recommended Funding
SAL-F1	Fit Active Beautiful Foundation (FAB)	2023 FAB Girls 5K Challenge Program	A	125,633	7,500	5,625
SAL-F2	Flamborough Dundas Soccer Club	FDSC Soccer for Life	A	27,000	7,500	5,625
SAL-F3	Hamilton Chinese Sports Association	Go to Play	A	10,792	3,237	2,428
SAL-F4	Hamilton Hornets Rugby Football Club	Rugby for Newcomers and At-Risk Youth	A	26,800	7,500	5,625
SAL-F5	Living Rock Ministries	Rock-in-Action	A	30,795	7,500	5,625
SAL-F6	New Hope Community Bikes	Cycling Education Program Coordinator	A	90,693	7,500	5,625
SAL-F7	Hamilton Aquatic Water Polo Club	Swim & Play Ball Program	B	30,000	7,500	4,575
SAL-F8	Hamilton Bay Sailing Club	Sports and Active Lifestyle-Active for Life	B	44,931	7,500	4,575
SAL-F9	Hamilton Olympic Club	Hamilton Olympic Club - Active for Life Program	B	60,000	7,500	4,575
SAL-F10	Church of The Nativity HAVES	Healthy Active Vibrant Energetic Seniors (HAVES)	C	24,750	7,425	
Active for Life Total					70,662	44,278
SAL-C1	Flamborough Dundas Soccer Club	FDSC Builds Capacity	A	25,600	7,500	5,625
SAL-C2	Golden Horseshoe Track & Field Council	Golden Horseshoe Track & Field Council - Capacity Growth Project	A	45,000	7,500	5,625
SAL-C3	Hamilton Hornets Rugby Football Club	Hornets Sustainability Program	A	25,700	7,500	5,625

2023 City Enrichment Fund

¹ Hold pending submission of final report

² Funds owing

Ref #	Organization Full Name	Program Name	Rating	Program budget	Amount requested	Recommended Funding
SAL-C4	Monte Cristo Track Club	Monte Cristo Track Club - Capacity Building Project	A	84,300	7,500	5,625
SAL-C5	Saltfleet Stoney Creek Soccer Club	SSC - Sports Rebuilding After COVID	A	30,000	7,500	5,625
SAL-C6	The Equestrian Association for the Disabled (TEAD)	Volunteers Make Miracles Happen	A	28,000	7,500	5,625
SAL-C7	Somali Community In Hamilton	Sports & Active Lifestyles Program	B	35,000	7,500	4,575
SAL-C8	The Hamilton and District Soccer Association	Hamilton Soccer - Building and Strengthening the Player Pathway in Hamilton	B	35,000	7,500	4,575
Capacity Building Total					60,000	42,900
SAL-A1	Flamborough Dundas Soccer Club	FDSC followsLTPD for Grassroots Soccer	A	35,000	7,500	5,625
SAL-A2	Mount Hamilton Youth Soccer Club	Active Start Programs	A	73,550	7,500	5,625
SAL-A3	Saltfleet Stoney Creek Soccer Club	GrassRoots Training Program - Continued Training	A	350,000	7,500	5,625
SAL-A4	The Hamilton and District Soccer Association	Hamilton Soccer - GrassRoots Soccer - Retention of Program Initiatives	A	65,000	7,500	5,625
SAL-A5	Hamilton Aquatic Club	Swimmer Support Program	B	45,693	7,500	4,575
SAL-A6	Hamilton Ringette Association	Hamilton Ringette Association	B	80,868	7,500	4,575
Long term Athlete Development Planning & Implementation Total					45,000	31,650
SAL-G1	91st Highlanders Athletic Association	Hamilton Indoor Games	B	105,000	31,500	19,215
SAL-G2	Ontario Cycling Association	Paris to Ancaster Bicycle Race	B	225,000	20,000	12,200

2023 City Enrichment Fund

¹ Hold pending submission of final report

² Funds owing

Ref #	Organization Full Name	Program Name	Rating	Program budget	Amount requested	Recommended Funding
Multi-Sport Hosting Total					51,500	31,415
SAL-B1	Flamborough Dundas Soccer Club	New Club Awareness	A	18,000	5,400	4,050
SAL-B2	Hamilton East Kiwanis Boys and Girls Club	Let's Get Moving	A	434,500	7,500	5,625
SAL-B3	Hamilton Olympic Club	Hamilton Olympic Club - Sport Awareness Program	A	60,000	7,500	5,625
SAL-B4	Hamilton-Wentworth Aquatic Club	HAC Sport Promotion Program	A	33,501	7,500	5,625
SAL-B5	Saltfleet Stoney Creek Soccer Club	SSC - Advanced Development Program - Re-Building the Pathway	A	200,000	7,500	5,625
SAL-B6	SportHamilton	SportHamilton Community Communication strategy project	A	28,500	7,500	5,625
SAL-B7	The Hamilton and District Soccer Association	Hamilton Soccer - Continued Enhancement of the Match Official Mentorship	A	36,000	7,500	5,625
Sport Awareness Total					50,400	37,800
SAL-D1	African Canadian Youth Sports Network	ACCESSIBLE COMPETITIVE U8-12 SOCCER PROGRAM	A	90,000	7,500	5,625
SAL-D2	Hamilton Aquatic Club	Jimmy Thompson Swimmer Participation Program	A	45,595	7,500	5,625
SAL-D3	Hamilton East Kiwanis Boys and Girls Club	Midnight Basketball	A	75,375	7,500	5,625
SAL-D4	Knot A Breast Cancer Support Services	Dragon Boat Sport Development and Wellness Program	A	73,275	7,500	5,625
SAL-D5	Liberty For Youth	Prodigal Sonz Program	A	75,107	7,500	5,625

2023 City Enrichment Fund

¹ Hold pending submission of final report

² Funds owing

Ref #	Organization Full Name	Program Name	Rating	Program budget	Amount requested	Recommended Funding
SAL-D6	Wesley Urban Ministries Inc.	Wesley Youth Centres	A	57,977	7,500	5,625
SAL-D7	D. T. Sports Club	Sports activities	B	30,000	7,500	4,575
SAL-D8	The Croatian Sports and Community Centre of Hamilton	Improvements to Bocce and Jiu Jitsu Facilities	Withdrawn	25,000	7,500	
Sport Development / Inclusion Total					60,000	38,325
<i>Sport & Active Lifestyles Total</i>					<i>374,614</i>	<i>253,107</i>
Grand Total					9,190,107	6,559,219

City Enrichment Fund (CEF)

Payment Plan

Upon Council approval and the receipt of the signed City Enrichment Fund Agreement, the following payment plan will apply:

\$0 - \$10,000	paid out 100% upon Council Approval
\$10,001 - \$100,000	paid 80% on Council approval; 20% released November 1, 2023
Over \$100,000	paid monthly

City Enrichment Fund Agreements which are not completed and returned by November 1, 2023, will result in the grant being forfeited.

In the case where a successful grant applicant has outstanding arrears with the City of Hamilton as of December 31, 2022, the grant will be held pending full settlement of such arrears.



EMERGENCY & COMMUNITY SERVICES COMMITTEE REPORT 23-007

1:30 p.m.

Thursday, May 18, 2023

Council Chambers

Hamilton City Hall

71 Main Street West

Present: Councillors B. Clark (Chair), T. Jackson, C. Kroetsch, T. Hwang (Vice Chair), N. Nann, A. Wilson and M. Wilson

THE EMERGENCY AND COMMUNITY SERVICES COMMITTEE PRESENTS REPORT 23-007 AND RESPECTFULLY RECOMMENDS:

1. 2022 Social Housing Annual Update (HSC23016) (City Wide) (Item 8.1)

That Report HSC23016, respecting the 2022 Social Housing Annual Update, be received.

2. 2022 Access to Housing Update (HSC23029) (City Wide) (Item 9.1)

That Report HSC23029, respecting the 2022 Access to Housing Update, be received.

3. Paramedic Facilities Review (HSC23032) (City Wide)

That Report HSC23032, respecting a Paramedic Facilities Review, be received.

FOR INFORMATION:

(a) APPROVAL OF AGENDA (Item 2)

The Committee Clerk advised that there were no changes to the agenda.

The agenda for the May 18, 2023 Emergency and Community Services Committee meeting was approved, as presented.

(b) DECLARATIONS OF INTEREST (Item 3)

There were no Declarations of Interest.

(c) APPROVAL OF MINUTES OF PREVIOUS MEETING (Item 4)

(i) May 4, 2023 (Item 4.1)

The Minutes of the May 4, 2023 meeting of the Emergency and Community Services Committee, were approved, as presented.

(d) STAFF PRESENTATIONS (Item 8)

(i) 2022 Social Housing Annual Update (HSC23016) (City Wide) (Item 8.1)

Brian Kreps, Program Manager, Social Housing addressed Committee respecting the 2022 Social Housing Annual Update (HSC23016).

The Presentation respecting the 2022 Social Housing Annual Update (HSC23016), was received.

(e) CONSENT ITEMS (Item 9)

(i) Advisory Committee Minutes (Item 9.3)

The following Advisory Committee Minutes, were received:

(a) Housing and Homelessness Advisory Committee Minutes (Item 9.3 (a))

1. December 5, 2022 (Item 9.3 (a)(i))
2. January 2, 2023 (Item 9.3 (a)(ii))
3. February 7, 2023 (Item 9.3 (a)(iii))
4. March 7, 2023 (Item 9.3 (a)(iv))

- (b) Seniors Advisory Committee Minutes - April 14, 2023 (Item 9.3 (b))
- (c) Hamilton Veterans Committee Minutes - March 28, 2023 (Item 9.3 (c))

(f) ADJOURNMENT (Item 16)

There being no further business, the Emergency and Community Services Committee adjourned at 2:40 p.m.

Respectfully submitted,

Councillor B. Clark
Chair, Emergency and Community Services
Committee

Loren Kolar
Legislative Coordinator
Office of the City Clerk



CITYHOUSING HAMILTON CORPORATION SHAREHOLDER REPORT 23-002

9:30 a.m.

**Monday, May 23, 2023 Council Chambers
Hamilton City Hall, 71 Main Street West**

Present: Deputy Mayor (Chair) E. Pauls
Councillors J. Beattie, C. Cassar, B. Clark, J.P. Danko, M. Francis,
T. Hwang, C. Kroetsch, T. McMeekin, N. Nann, M. Spadafora,
M. Tadeson, M. Wilson

**Absent
with Regrets:** Mayor Horwath – City Business
Councillors T. Jackson and A. Wilson – Personal

THE CITYHOUSING HAMILTON CORPORATION SHAREHOLDER PRESENTS REPORT 23-002, AND RESPECTFULLY RECOMMENDS:

1. Shareholder Resolutions (Item 11.1)

WHEREAS the City of Hamilton is the sole shareholder of the Corporation (“Sole Shareholder”);

AND WHEREAS the Sole Shareholder is authorized to hold shares in the Corporation and to exercise the rights attributed thereto, pursuant to Subsection 203(1) of the *Municipal Act*, 2001, SO 2001, c25 (“Act”), but the Corporation is not an Offering Corporation within the meaning ascribed to that term in the *Business Corporations Act*, R.S.O. 1990, c. B.16 (“OBCA”);

AND WHEREAS the Declaration and Direction of the Sole Shareholder from the Sole Shareholder to the Corporation states in subsection 5.9.1.2 that the Corporation shall not proceed with redevelopment projects without the prior approval of the Sole Shareholder;

AND WHEREAS the Declaration and Direction of the Sole Shareholder from the Sole Shareholder to the Corporation states in subsection 5.9.1.1 that the Corporation shall not create any debt without the prior approval of the Sole Shareholder.

NOW THEREFORE the Council of the City of Hamilton, acting in its capacity as representative of the Sole Shareholder of the Corporation, RESOLVES AS FOLLOWS:

1. SOLE SHAREHOLDER APPROVAL RE: REDEVELOPMENT PROJECT

BE IT RESOLVED:

- (a) That Confidential CityHousing Hamilton Report #23003(a) (attached to the Shareholder Resolutions as Confidential Appendix A) be and the same is hereby received by the Sole Shareholder; and
- (b) That the redevelopment project outlined in Confidential CityHousing Hamilton Report #23003(a) (attached to the Shareholder Resolutions as Confidential Appendix A) be approved; and
- (c) That the Mayor and City Clerk are hereby authorized and directed to sign and/or dispatch and deliver all other agreements, documents, notices, articles and/or certificates to be signed and/or dispatched or delivered under or in connection with the Declaration and Direction of the Sole Shareholder or to take any action deemed necessary in respect of any of the foregoing.

2. SOLE SHAREHOLDER APPROVAL RE: CONTRIBUTION AGREEMENT

BE IT RESOLVED:

- (a) That the Sole Shareholder approves the Corporation entering into a contribution agreement with the City of Hamilton for loan funding, as further outlined in Confidential CityHousing Hamilton Report #23003(a) (attached to the Shareholder Resolutions as Confidential Appendix A), which contemplates the registration of a first priority mortgage and assignment of rents on title, and a general security interest and notice of assignment of rents in the Personal Property Security Act ("PPSA") registry naming 1620 Main St. E as collateral; and
- (b) that the Sole Shareholder approves the preparation of all necessary documents and/or agreements to give effect to the foregoing and the Corporation's Chief Executive Officer (or designate) is authorized and directed to execute, on behalf of the Corporation, all such necessary documents and/or agreements; and
- (c) that the Mayor and City Clerk are hereby authorized and directed to sign and/or dispatch and deliver all other agreements,

documents, notices, articles and/or certificates to be signed and/or dispatched or delivered under or in connection with the Declaration and Direction of the Sole Shareholder or to take any action deemed necessary in respect of any of the foregoing.

3. CONFIDENTIALITY RE: CHH REPORT #23003(A)

BE IT RESOLVED that Confidential CityHousing Hamilton Report #23003(a) (attached to Shareholder Resolutions as Confidential Appendix A) remain confidential.

FOR INFORMATION:

(a) APPROVAL OF AGENDA (Item 2)

The Committee Clerk advised there were no changes to the agenda:

The agenda for the May 23, 2023 meeting of the CityHousing Hamilton Corporation Shareholder was approved, as presented.

(b) DECLARATIONS OF INTEREST (Item 3)

There were no declarations of interest.

(c) APPROVAL OF MINUTES OF PREVIOUS MEETING (Item 4)

(i) March 27, 2023 (Item 4.1)

The Minutes of the March 27, 2023 meeting of the CityHousing Hamilton Shareholder, were approved, as presented.

(d) PRIVATE AND CONFIDENTIAL (Item 14.1)

The CityHousing Hamilton Shareholder moved into Closed Session respecting Item 14.1, pursuant to Section 9.3, Sub-section (h) of the City's Procedural By-law 21-021, as amended, and Section 239(2), Sub-section (h) of the *Ontario Municipal Act, 2001*, as amended, as the subject matter pertains to information explicitly supplied in confidence to the municipality or local board by Canada, a province or territory or a Crown agency of any of them.

(i) Confidential Appendix A to Shareholder Resolutions - 1620 Main St E - Authorizations (Report #23003(a)) (Item 14.1)

For disposition of this matter, refer to Item 1.

(g) ADJOURNMENT (Item 15)

There being no further business the CityHousing Hamilton Corporation Shareholder meeting was adjourned at 9:53 a.m.

Respectfully submitted,

Deputy Mayor Esther Pauls
Chair, CityHousing Hamilton
Corporation Shareholder

Tamara Bates
Legislative Coordinator
Office of the City Clerk

CITY OF HAMILTON MOTION

Council: May 24, 2023

MOVED BY COUNCILLOR T. HWANG.....

SECONDED BY COUNCILLOR

City of Hamilton Representatives at the 2023 aPHa Conference and Annual General Meeting

WHEREAS, Council on May 10, 2023, selected Councillor M. Wilson as the City of Hamilton’s representative at the 2023 aPHa Conference and Annual General Meeting;

WHEREAS, it is now necessary to also designate Dr. Elizabeth Richardson, Medical Officer of Health and Jennifer Vickers-Manzin, Director, Public Health Services – Healthy Families as City of Hamilton representatives at the 2023 aPHa Conference and Annual General Meeting; and

WHEREAS, Councillor M. Wilson; Dr. Elizabeth Richardson, Medical Officer of Health and Jennifer Vickers-Manzin, Director, Public Health Services – Healthy Families also require Council’s permission to vote at the 2023 aPHa Conference Annual General Meeting;

THEREFORE, BE IT RESOLVED:

- (a) That Dr. Elizabeth Richardson, Medical Officer of Health and Jennifer Vickers-Manzin, Director, Public Health Services – Healthy Families, be designated as City of Hamilton representatives at the 2023 aPHa Conference and Annual General Meeting; and
- (b) That Councillor M. Wilson; Dr. Elizabeth Richardson, Medical Officer of Health and Jennifer Vickers-Manzin, Director, Public Health Services – Healthy Families, be granted voting privileges at the 2023 aPHa Conference Annual General Meeting.

COUNCIL COMMUNICATION UPDATES


May 5, 2023 to May 18, 2023

Council received the following Communication Updates during the time period listed above, the updates are also available to the public on City's website, as per Section 5.18 of By-law 21-021 (A By-Law To Govern the Proceedings of Council and Committees of Council) a member of Council may refer any of the items listed below, to a Standing Committee by contacting the Clerk and it will be placed on the next available agenda of the respective Standing Committee.

Item Number	Date	Department	Subject
1	May 5, 2023	Planning and Economic Development	Licensing Short-Term Rental (STR) Accommodations (City Wide)
2	May 11, 2023	Planning and Economic Development	Bike Month and Bike Day Kick-off Information (City Wide)
3	May 11, 2023	Planning and Economic Development	Open Streets Information (City Wide)
4	May 11, 2023	Public Works	Claremont Access Update (ENG23003)
5	May 11, 2023	Public Works	Update: Provincial Officer's Order 1-142403769 - HW.23.04
6	May 9, 2023	Corporate Services	2023 Final Tax Impacts (City Wide)
7	May 12, 2023	Corporate Services	145 King Street East, Hamilton – Water and Wastewater / Storm Account Credit Adjustment (Ward 2)
8	May 15, 2023	City Manager's Office	Community Enrichment Fund Digital Stream Funding Partnership (City Wide)
9	May 15, 2023	Corporate Services	Municipal Election – City Clerk's Report on Election Financial Submissions
10	May 16, 2023	Planning and Economic Development	Acquisition of 65 Frances Avenue, Stoney Creek (Ward 10)
11	May 17, 2023	Public Works	Maintenance on the Lincoln M. Alexander Parkway (TOM2301) (City Wide)
12	May 18, 2023	Corporate Services	Capital Projects Status Report as of December 31, 2022 (City Wide)



COMMUNICATION UPDATE

TO:	Mayor and Members City Council
DATE:	May 5, 2023
SUBJECT:	Licensing Short-Term Rental (STR) Accommodations (City Wide)
WARD(S) AFFECTED:	City Wide
SUBMITTED BY:	Monica Ciriello Director, Licensing & By-law Services Planning and Economic Development Department
SIGNATURE:	

The purpose of this Communication Update is to provide the Mayor and Members of Council with information regarding the revised timeline for the roll-out of the City's new Short-Term Rental (STR) licensing regime.

On January 25, 2023, City Council approved through Report PED17203(c) a new by-law to license and regulate Short-Term Rentals in the City of Hamilton, and endorsed the implementation plan to develop, administer and enforce the licensing of Short-Term Rental units. The Report specified that staff would begin to receive Short-Term Rental licences on June 1, 2023. Phase 1 of the implementation of Short-Term Rental licensing was scheduled to be completed in May 2023 with the finalization of the Communication Plan, Enforcement Strategy, and the establishment of the appropriate data management systems to allow for the collection and reporting of necessary metrics.

On April 26, 2023, City Council directed staff to report back to Emergency and Community Services (E&CS) committee in August 2023 with a full suite of options to halt renovations within the City, namely a city-wide Licensing By-law, a standalone Renovictions By-law, and a suite of enforcement options. In response to this direction, the priorities of Licensing & By-law Services will need to pivot to accommodate. Therefore, the implementation of the Short-Term Rentals licensing program will be delayed, and the new date for the acceptance of Short-Term Rental licenses will be shifted to December 2023.

OUR Vision: To be the best place to raise a child and age successfully.

OUR Mission: To provide high quality cost conscious public services that contribute to a healthy, safe and prosperous community, in a sustainable manner.

OUR Culture: Collective Ownership, Steadfast Integrity, Courageous Change, Sensational Service, Engaged Empowered Employees.

**SUBJECT: Licensing Short-Term Rental (STR) Accommodations (City Wide) -
Page 2 of 2**

Licensing & By-law Services is working closely with the Communications Department to ensure messaging is provided City-wide to inform the community including, operators and residents, of the revised implementation timelines.


If you have any questions regarding this communication, please contact Monica Ciriello, Director, Licensing & By-law Services at (905) 546-2424 Ext. 5809 or by email at Monica.Ciriello@hamilton.ca.

APPENDICES AND SCHEDULES ATTACHED

N/A



COMMUNICATION UPDATE

TO:	Mayor and Members City Council
DATE:	May 11, 2023
SUBJECT:	Bike Month and Bike Day Kick-off Information (City Wide)
WARD(S) AFFECTED:	City Wide
SUBMITTED BY:	Brian Hollingworth Director, Transportation Planning and Parking Planning and Economic Development Department
SIGNATURE:	

This update is intended to provide general information on Bike Month activities and the kick-off event to the month on June 1, 2023, Bike Day.

Councillors are invited to join the Bike Day event on June 1, which will once again be held as a bike-thru event at the City Hall Forecourt. This year we will once again have posters announcing the [Community in Motion Award](#) winners. The new 2023 Bike Map will also be available for attendees. The following information can be shared in social media or Ward Newsletters:

Celebrate the joy of cycling at Hamilton's 15th annual Bike Day Event

Join us on Thursday June 1 as we kick-off Bike Month with a morning ride-thru at City Hall. There will be traditional Bike Day refreshments, including coffee and snacks, bike tune-ups provided by [New Hope](#), the new 2023 Hamilton Bike Map, and a limited supply of 2023 Bike Month t-shirts! Cycle Hamilton will be [hosting group rides](#) from across the City to help you get downtown.

[Register online](#) to win 1 of 3 prize packs which includes a \$100 VISA gift card. Find more ways to win and check out the other events happening during Bike Month at hamilton.ca/bikemonth.

OUR Vision: To be the best place to raise a child and age successfully.

OUR Mission: To provide high quality cost conscious public services that contribute to a healthy, safe and prosperous community, in a sustainable manner.

OUR Culture: Collective Ownership, Steadfast Integrity, Courageous Change, Sensational Service, Engaged Empowered Employees.

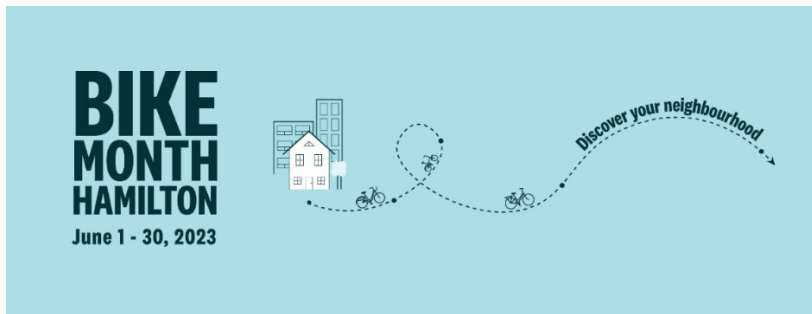
Bike Day “Ride-Thru” Event Information:

Date: Thursday June 1, 2023
Time: 7:30 a.m. to 9:30 a.m. (Registration, local expos, refreshments)
Location: City Hall Forecourt, 71 Main St. West, Hamilton (Click [here](#) for map)

Live on the mountain? Mohawk College will be hosting a satellite Bike Day event at the Fennell campus near the library ([see map](#)) on June 1 from 8 a.m. to 10 a.m. Or join one of [Cycle Hamilton’s rides](#) down to City Hall.

This event aims to bring together and grow the cycling culture in Hamilton. This event encourages those who have never cycled to work or school, try cycling as a commuting. Approximately 15% to 20% of participants in the Bike Day event are trying cycling as a commute-mode for the first time.

Bike Month Graphic for Newsletters



Bike Day Graphic for Social Media



OUR Vision: To be the best place to raise a child and age successfully.

OUR Mission: To provide high quality cost conscious public services that contribute to a healthy, safe and prosperous community, in a sustainable manner.

OUR Culture: Collective Ownership, Steadfast Integrity, Courageous Change, Sensational Service, Engaged Empowered Employees.

SUBJECT: Bike Month and Bike Day Kick-off Information (City Wide) - Page 3 of 3

If you have any questions regarding this communication, please contact Peter Topalovic, Manager, Active Transportation and Mobility at (905) 546-2424 Ext. 5129 or by email at Peter.Topalovic@hamilton.ca.

APPENDICES AND SCHEDULES ATTACHED

N/A



COMMUNICATION UPDATE

TO:	Mayor and Members City Council
DATE:	May 11, 2023
SUBJECT:	Open Streets Information (City Wide)
WARD(S) AFFECTED:	City Wide
SUBMITTED BY:	Brian Hollingworth Director, Transportation Planning and Parking Planning and Economic Development Department
SIGNATURE:	<i>Brian Hollingworth</i>

This update is intended to provide general information on Open Streets and the event taking place on Sunday, June 18, 2023.

Councillors are invited to join Open Streets Hamilton on June 18 in which King Street East will be closed from Gage Avenue to John Street from 10 a.m. to 2 p.m.

Background

In 2022, a multi-Divisional staff team began exploring an Open Streets project following Council direction as detailed in Report (PED22075(a)), Open Streets Temporary Linear Urban Park.

Public engagement, through Engage Hamilton in 2022, resulted in 986 responses with overwhelming support for public space and events such as Open Streets. Engagement continues with both Downtown and International Business Improvement Areas (BIAs), businesses along King Street, community organizations, neighbourhood associations, and residents to manage and communicate impacts of the road closure and promote the Event.

OUR Vision: To be the best place to raise a child and age successfully.

OUR Mission: To provide high quality cost conscious public services that contribute to a healthy, safe and prosperous community, in a sustainable manner.

OUR Culture: Collective Ownership, Steadfast Integrity, Courageous Change, Sensational Service, Engaged Empowered Employees.

Route Map



The following information can be shared in Ward Newsletters and/or via social media:

Join us for Open Streets Hamilton!

On Sunday, June 18, 2023 from 10 a.m. to 2 p.m., King Street East will be closed to vehicle traffic and opened for participants to walk, roll, cycle and stroll along this 3.6 km temporary park. King Street East will be closed from Gage Avenue to John Street with family friendly activations at John Street and Ferguson Station as well as future LRT stops at: Wellington, Wentworth, Sherman and Scott Park (Bernie Morelli Rec Centre). The street will be transformed into additional public space with physical activity stations and other activities.

Open Streets Hamilton

Date: Sunday, June 18, 2023

Time: 10 a.m. to 2 p.m.

Location: King Street East from Gage Avenue to John Street

Please note, the King Street closure will begin at 7 a.m. and re-open by 4 p.m.

Open Streets Graphic for Newsletters



Social Media Content

- Sample Post:

#HamOnt! Join us for Open Streets Hamilton as we close King Street East from Gage Avenue to John Street for the first time! On Sunday, June 18, 2023 from 10 a.m. to 2 p.m., King Street East will be closed to vehicle traffic and opened for residents to walk, cycle, and roll up and down the street.

The street will be transformed into additional public space with physical activity stations and other activities.

A promotional graphic for Open Streets Hamilton. At the top left is the Open Streets Hamilton logo. To its right is the text "Proudly Supported by" followed by the TD logo, the Hamilton logo, and the Environment Hamilton logo. Below these is a black banner with white text: "Sunday June 18 2023 >>>> 10am to 2pm". In the center, it says "3.6KM of King St East John Street to Gage Avenue". To the right, a blue starburst contains the text "Bring your friends, family & neighbours to walk, roll & play!". At the bottom, there is a black banner with white text: "Connect Play Move". The background of the graphic is the same illustration of an open street scene as seen in the first image.

OUR Vision: To be the best place to raise a child and age successfully.

OUR Mission: To provide high quality cost conscious public services that contribute to a healthy, safe and prosperous community, in a sustainable manner.

OUR Culture: Collective Ownership, Steadfast Integrity, Courageous Change, Sensational Service, Engaged Empowered Employees.

- Sample Tweet:

Join us for Open Streets #HamOnt as we close King St East from Gage Ave to John St for the first time!

Sunday, June 18, 2023 | 10 a.m. – 2 p.m.

King will be closed to vehicle traffic and opened for everyone to walk, cycle, roll up and down the street

<https://bit.ly/41RI9iv>

OPEN STREETS HAMILTON

Proudly Supported by
TD
Hamilton Environment Hamilton

Sunday June 18 2023 >>>> **10am to 2pm**

3.6KM
of King St East
John Street to
Gage Avenue

Bring your friends, family & neighbours to walk, roll & play!

Connect **Play** **Move**



If you have any questions regarding this communication, please contact Peter Topalovic, Manager, Active Transportation and Mobility at (905) 546-2424 Ext. 5129 or by email at Peter.Topalovic@hamilton.ca.

APPENDICES AND SCHEDULES ATTACHED

N/A



COMMUNICATION UPDATE

TO:	Mayor and Members City Council
DATE:	May 11, 2023
SUBJECT:	Claremont Access Update (ENG23003)
WARD(S) AFFECTED:	City Wide
SUBMITTED BY:	Jackie Kennedy Director, Engineering Services Public Works Department
SIGNATURE:	 Mike Field Director (Acting), Transportation Division Public Works Department 

Following our previous communication updates on March 1, 2023 (ENG23001) and March 29, 2023 (ENG23002) regarding the ongoing erosion and slope stability concerns along the Claremont Access, we would like to provide Members of Council with an update on the recent events, including the observed failure of Wall 4, and City's ongoing efforts to address the situation.


On May 10, 2023, Stantec's field inspector (Consultant), conducted a regular site inspection and noticed the failure of the bulging sections of Wall 4 (panels 9 and 10) that were previously identified on the February 27, 2023, inspection (Refer to the site photographs provided below). This failure occurred within the past 5 days, as no changes were observed during the site inspection on May 5, 2023. The failure includes panels 8, 9, and 10, with the tie-back cables attached to these panels also failing. The debris from the failed wall panels was retained by the rockfall fence within the catchment area.

In addition to the observations mentioned above, we would like to emphasize that the area had been previously secured and closed to pedestrian access as a precautionary measure. This closure was implemented due to the anticipated failure of the wall, ensuring public safety. Engineering Services is working with Stantec to ensure continued regular monitoring of the situation.

A Request for Quotation was issued on March 27, 2023 and closed on April 27, 2023. Staff are working to award the contract and will work with the successful contractor to

mobilize promptly and begin the steel wall removal and other related works. The downbound lanes will remain closed until remedial work is completed, which is estimated to take approximately three (3) months.

A follow-up communication will be provided, outlining the contractor's schedule, the expected start date for the removal of the steel facing walls, and additional information on construction impacts and timing (as previously discussed in the Communication Update on March 29, 2023, ENG23002).




If you require further information, please contact: Jackie Kennedy, Director, Engineering Services at (905) 546-2424 Ext.1611.

APPENDICES AND SCHEDULES ATTACHED

N/A



COMMUNICATION UPDATE

TO:	Mayor and Members City Council
DATE:	May 11, 2023
SUBJECT:	Update: Provincial Officer's Order 1-142403769 - HW.23.04
WARD(S) AFFECTED:	City Wide
SUBMITTED BY:	Nick Winters Director, Hamilton Water Public Works Department
SIGNATURE:	

The City of Hamilton was served with a Provincial Officer's Order #1-142403769 (Order) from the Ministry of the Environment, Conservation and Parks related to the Burlington Street spill on November 22, 2022 which can be found on the City's Ministry Order webpage ([here](#)).

City staff completed Items No. 1 through 4 of the Order in February and March 2023. This update is to advise that as of yesterday, staff have fulfilled all necessary requirements of Items No. 5 and No. 6, which required the City to identify recommendations for enhancing the City's sewer inspection programs.

The City continues actively working to comply with all Order item due dates since it has been issued. In addition, the City has completed the initial risk-based inspection program pilot (Pilot Program) that focused on other areas of the combined sewer system where similar sewer cross connections could be present. Information on the results from that pilot have been published on the City's webpage ([here](#)).

A copy of the report completed by Stantec Consulting Ltd. was submitted to the Ministry of the Environment, Conservation and Parks yesterday (May 10) in advance of the May 12, 2023 compliance due date. The Stantec report fulfills the analysis required by Order items 5.1, 5.2, 5.3 (including providing the full gap analysis instead of simply a Terms of Reference) and 5.4. The Stantec report also fulfills the requirement of Order item 5.5. for a documented procedure that describes how the City's digital mapping system is updated when discrepancies are discovered. Please refer to Appendix "A" and

OUR Vision: To be the best place to raise a child and age successfully.

OUR Mission: To provide high quality cost conscious public services that contribute to a healthy, safe and prosperous community, in a sustainable manner.

OUR Culture: Collective Ownership, Steadfast Integrity, Courageous Change, Sensational Service, Engaged Empowered Employees.

SUBJECT: Update: Provincial Officer's Order #1-142403769 - HW.23.04 (City Wide) - Page 2 of 2

Appendix "B" respectively, and/or the Ministry Order webpage ([here](#)), to review the full Stantec report or the submitted procedure.

In summary, the Stantec report identifies that the City's existing maintenance and inspection programs were in-line with Industry Best Practices, and that the implementation of the Pilot Program eliminated the program gap that prevented the Burlington Street Spill from being discovered sooner. The Stantec report identifies that the completion of a Detailed In-Pipe Inspection Program would require 7-10 years to complete at a cost exceeding \$50 million, and that such a program would provide less value for the identification of cross-connected sewers and spills than extending the Pilot Program, and at a much higher cost. As a result, the Stantec report recommends extending the Pilot Program and acquiring staff resources to support the program over a period of at least 5 years.

Further updates on the City's progress on the Order will be provided as additional requirements are fulfilled. After the recommendations required by items No. 7 and 8 have been completed and submitted to the Ministry of the Environment, Conservation and Parks by the June 30, 2023 due date, Hamilton Water plans to submit a Recommendation Report for Council consideration that details the resources required to implement the identified recommendations. Staff estimate that this report will be presented to Public Works Committee in September 2023.

As always, the City remains committed to working with the Ministry of the Environment, Conservation and Parks to fulfill all requirements set out in the Order.

APPENDICES AND SCHEDULES ATTACHED

- Appendix "A" to Communication Update HW.23.04 - Study Report to Address Items 5.1 To 5.4 of MECP Order No. 1-142403796

- Appendix "B" to Communications Update HW.23.04 - Updating Asset Information Using WIMS Redlining



**100% STUDY REPORT TO ADDRESS
ITEMS 5.1 TO 5.4 OF MECP ORDER NO. 1-
142403796
FINAL**

May 9, 2023

Prepared for:
City of Hamilton

Prepared by:
Stantec

Project Number:
163401837

100% Study Report to Address Items 5.1 to 5.4 of MECP Order No. 1-142403796

Revision	Description	Author	Date	Quality Check	Date	Independent Review	Date
1	Draft 50%	Pierre Wilder, Joon Choi, Adrien Comeau	24/03/23	Michael Kocher	24/03/23	Gerald Bauer	24/03/23
2	Draft 90%	Pierre Wilder, Joon Choi, Francine Lei	18/04/23	Michael Kocher	18/04/23	Gerald Bauer	18/04/23
3	Final	Pierre Wilder Joon Choi, Francine Lei	26/04/23	Michael Kocher	27/04/23	Gerald Bauer	27/04/23
4	Final Rev 1	Pierre Wilder Joon Choi, Francine Lei	08/05/23	Naomi Latimer	08/05/23	Michael Kocher	08/05/23




100% Study Report to Address Items 5.1 to 5.4 of MECP Order No. 1-142403796

The conclusions in the Report titled 100% Study Report to Address Items 5.1 to 5.4 of MECP Order No. 1-142403796 are Stantec's professional opinion, as of the time of the Report, and concerning the scope described in the Report. The opinions in the document are based on conditions and information existing at the time the scope of work was conducted and do not take into account any subsequent changes. The Report relates solely to the specific project for which Stantec was retained and the stated purpose for which the Report was prepared. The Report is not to be used or relied on for any variation or extension of the project, or for any other project or purpose, and any unauthorized use or reliance is at the recipient's own risk.


Stantec has assumed all information received from City of Hamilton (the "Client") and third parties in the preparation of the Report to be correct. While Stantec has exercised a customary level of judgment or due diligence in the use of such information, Stantec assumes no responsibility for the consequences of any error or omission contained therein.

This Report is intended solely for use by the Client in accordance with Stantec's contract with the Client. While the Report may be provided by the Client to applicable authorities having jurisdiction and to other third parties in connection with the project, Stantec disclaims any legal duty based upon warranty, reliance or any other theory to any third party, and will not be liable to such third party for any damages or losses of any kind that may result.

Prepared by: 
Signature
Pierre Wilder, P.Eng.

Prepared by: 
Signature
Adrien Comeau, P.Eng.

Prepared by: 
Signature
Joon Choi, E.I.T.


Signature
Francine Lei, E.I.T.

Reviewed by: 
Signature
Michael Kocher, P.Eng.

Reviewed by: 
Signature
Gerald Bauer, P.Eng.

Reviewed by: 
Signature
Naomi Latimer, P.Eng. C.E.T.



100% Study Report to Address Items 5.1 to 5.4 of MECP Order No. 1-142403796

Table of Contents

EXECUTIVE SUMMARYIII

1 INTRODUCTION AND PURPOSE.....1.1

2 OVERVIEW OF THE CITY’S COLLECTION SYSTEMS.....2.1

2.1 Summary of City Collection System Infrastructure..... 2.1

2.2 Potential Sources of Spills and Unauthorized Discharges 2.5

3 FEASIBILITY OF COMPLETING A CITY-WIDE DETAILED IN-PIPE INSPECTION PROGRAM (MECP ORDER 5.1)3.1

3.1 Approach 3.1

3.2 Inputs and Assumptions 3.1

3.3 Cost Analysis 3.2

3.4 Program Duration and Resource Requirements 3.3

3.5 Discussion 3.4

4 FEASIBILITY OF COMPLETING A RISK-BASED INSPECTION PROGRAM (MECP ORDER 5.2).....4.1

4.1 Industry Good Practices for a City-Wide and Risk-Assessment Based Inspection Program 4.1

4.2 Feasibility and Recommendations for Implementing a City-Wide and Risk-Assessment Based Inspection Program 4.14

4.2.1 Combined System InsPection Program 4.15

4.2.2 Separated System Inspection Program..... 4.16

4.2.3 Resources and Timing..... 4.17

5 GAP ANALYSIS OF CITY’S CURRENT PROGRAMS, PROCEDURES & MEASURES (MECP ORDER 5.3)5.1

5.1 Summary of Current Programs and Initiatives 5.1

5.1.1 Risk-Based Proactive Pilot Program 5.1

5.1.2 Sewer Lateral Cross Connection Program (SLXC) 5.4

5.1.3 Outfall Inspection Program 5.5

5.1.4 Critical Regular Inspection Program..... 5.6

5.2 Gap Analysis between Current Programs / Initiatives and Industry Good Practices Framework 5.7

5.3 Gap Analysis between Current Programs / Initiatives and Potential Sources of Spills & Unauthorized Discharges 5.10

6 ADDITIONAL PHYSICAL AND ANALYTICAL INSPECTION PROGRAMS (MECP ORDER 5.4).....6.1

6.1 Field-Based Sampling 6.1

6.1.1 Quantitative Polymerase Chain Reaction (qPCR) 6.1

6.2 Field-Based Physical Investigations/Test..... 6.2

6.2.1 Dry weather sand bagging 6.2

6.2.2 Dye Flooding 6.2

6.2.3 Canine Scent Tracking 6.2

6.2.4 CCTV on storm relief sewers 6.3

6.2.5 Chemical Indicators 6.4

6.2.6 Flow Monitoring on Storm Relief Sewers6.4

6.3 Microbiological 6.5



100% Study Report to Address Items 5.1 to 5.4 of MECP Order No. 1-142403796

6.3.1	Rapid Coliform Test.....	6.5
6.3.2	Lab-based microbiological.....	6.5
6.3.3	Sequence-Based Genetic	6.5
6.4	Summary	6.6
7	CONCLUSIONS AND RECOMMENDATIONS	7.1
8	REFERENCES	8.1

LIST OF TABLES

Table 1-1:	Potential Sources of Spills and Authorized Discharges	iii
Table 1-2:	Estimated CCTV Costs for Various Sewer Sizes	iv
Table 1-3:	Summary of New and Expanded Program Resource Requirements and Interim Completion Dates	vi
Table 2-1:	Summary of City of Hamilton Collection System	2.1
Table 2-2:	City of Hamilton Sewer Length Breakdown	2.2
Table 2-3:	Types of Potential Spills and Unauthorized Discharges.....	2.6
Table 3-1:	Detailed In-Pipe Inspection Cost Estimate	3.2
Table 3-2:	Detailed In-Pipe Inspection Cost Estimate Breakdown Per Area.....	3.3
Table 3-3:	Contractor and City Resources Required to Complete Program in X Years.....	3.3
Table 4-1:	Illustrative Example of Inherent Relative Risks of Unauthorized Discharges and/or Spills in Various System Types	4.7
Table 4-2:	Typical Screening Factors for Outfall Risk Assessment and Prioritization.....	4.8
Table 4-3:	Recommended Sub-Catchment Investigation Strategies for Various Sources of Discharge or Spill Potential to Priority Outfalls	4.10
Table 4-4:	MH Inspections and Estimated Durations for Expanded Pilot Program	4.18
Table 4-5:	Summary of New and Expanded Program Resource Requirements and Interim Completion Dates	4.19
Table 5-1:	Summary of Outfall / MH Sampling Projects	5.5
Table 5-2:	City of Hamilton’s Existing Programs Evaluated Against Industry Good Practices.....	5.8
Table 5-3:	Overview of City’s Current Inspection-Related Programs and Initiatives (Scores: 0 – Ineffective, 5 – Most Effective)	5.10
Table 6-1:	Potential Physical and Analytical Inspection Program Summary	6.6

LIST OF FIGURES

Figure 2-1:	City of Hamilton Trunk Sewer Network (Refer to Appendix A for full-sized Figure).....	2.3
Figure 2-2:	City of Hamilton Combined Sewage Area – Outfalls and Regulators (Refer to Appendix A for full-sized Figure).....	2.4
Figure 4-1:	Systemwide Risk-based Prioritization and Source Investigation/Removal Methodology	4.6
Figure 4-2:	Example Decision-making Process for Removing or Correcting Unauthorized Discharges or Sources of Potential Spills (adapted from USEPA IDDE Guidance Manual 2004)	4.12
Figure 5-1:	Flow Paths for Critical CSO Outfalls.....	5.2
Figure 5-2:	Sewer Lateral Cross-Connection Activity Map – February 2022	5.4

LIST OF APPENDICES

APPENDIX A – GIS MAPS



100% Study Report to Address Items 5.1 to 5.4 of MECP Order No. 1-142403796

Executive Summary

Introduction, Purpose and System Description

This report was prepared in response to Ministry of the Environment, Conservation and Parks (MECP) Order No. 1-142403769 issued to the City of Hamilton (City). Stantec completed a review of the City’s collection system and its current inspection-related programs and initiatives to address MECP Order Items 5.1 to 5.4 (refer to **Sections 3 to 6**, respectively). The purpose of this report is to summarize this review, address the MECP Order Items and provide recommendations to improve the City’s ability to identify spills and unauthorized discharges from its collection system.

The City of Hamilton operates a large network of sewers to service its population and manage both sanitary sewage and rainfall runoff (i.e. stormwater). While the newer, peripheral parts of the City have generally been developed with separated systems (i.e. with sanitary sewage flowing towards treatment plants and collected stormwater being discharged into surface water bodies), the urban core is mostly serviced by combined sewers, as is common in larger and older cities. The City’s combined sewer is designed to manage excess flow during rainfall events and balance sewage treatment with limiting sewer surcharge and flooding. In total, the City has over 3,080,237m of sewers, of which 40% is sanitary, 41% is storm and 19% is combined. There are also areas that were formerly combined and are now separated, including a number of storm relief sewers that reconnect into the combined network. Refer to **Section 2** for more descriptions and maps of the City’s collection system.

With such a large, complex sewer network that was mostly constructed several decades ago and which continues to be expanded and upgraded over time, there exists the possibility of cross connections within the network that could lead to spills and unauthorized discharges, which is not uncommon for collection systems of a similar size and age to Hamilton. Based on review of the City’s collection system, the most likely unknown sources of spills and unauthorized discharges that may exist includes the following (detailed descriptions of each are provided in the report):

Table 1-1: Potential Sources of Spills and Authorized Discharges

Condition	Type of Discharge	Frequency
Mainline Cross-Connection	Continuous, Dry Weather	Occurs most or all of the time (dry weather)
Sewer Lateral Cross-Connection	Continuous, Dry Weather	Occurs most or all of the time (dry weather)
Unknown / Unauthorized Critical Regulator	Intermittent, Wet Weather	Occurs over shorter / more limited time periods
Failed Critical Regulator	Transitory, Dry Weather	Occurs rarely and without predictable frequency



100% Study Report to Address Items 5.1 to 5.4 of MECP Order No. 1-142403796

Item 5.1 - Feasibility Analysis to Complete a Detailed In-Pipe Inspection Program

As requested in Item 5.1 of the MECP Order, Stantec evaluated the City's collection system and performed a high-level feasibility analysis for conducting a potential City-wide detailed in-pipe inspection program (refer to **Section 3** for details and assumptions of the analysis). The following table shows estimated CCTV Contractor costs for various ranges of sewer sizes:

Table 1-2: Estimated CCTV Costs for Various Sewer Sizes

Sewer Size (mm)	Total length (m)	CCTV cost per m (\$)	Total cost (\$)
<=750	2,532,560	\$ 10.50	\$ 26,591,885
750 to 1200	320,851	\$ 13.75	\$ 4,411,695
>1200	226,826	\$ 25.00	\$ 5,670,639
TOTAL COST			\$ 36,670,000

The cost above is considered a low-end cost as it assumes ideal conditions (favorable weather, no traffic restrictions, no accessibility or visibility issues, etc.). We expect the actual cost to complete this inspection program to be at least 35% higher, **approaching \$50M.**

City-wide CCTV inspections not practical:
7-10 years, 4-5 new staff, \$50M+

The program would be expected to take over 10 years using 2 CCTV crews in tandem and would require the hiring of 4 additional City staff members (at an estimated City resourcing cost upwards of \$3.7M).

Additionally, completing in-pipe camera inspections is not likely to provide the most benefit in identifying spills or unauthorized discharges, as the vast majority of these conditions (as listed in **Table 1-1** above) are expected to occur at a maintenance hole (MH) or structure - aside from sewer lateral cross-connections, which would occur most commonly along smaller local sewers in separated areas. Unknown critical regulators would be discovered by first opening MH covers, while mainline sewer cross-connections are most likely to occur due to a sanitary or combined sewer being connected to the wrong MH (i.e., into a storm MH).

For these reasons, conducting a City-wide in-pipe sewer inspection program for the purposes of identifying unauthorized discharges is not recommended. It should be noted that the City's current condition assessment inspection program, is expected to remain ongoing outside of the inspections discussed in this report.

Item 5.2 - Feasibility Analysis to Complete a Risk-Based Inspection Program

This section of the report (**Section 4**) outlines the components of a programmatic approach and risk-based assessment methodology that is based on Industry Good Practices and deemed to be a feasible approach to address the risk of unauthorized discharges impacting water quality at CSO and storm drainage outfalls within the City of Hamilton. It is important to note that the City has, in fact, been following many of these practices over the past 10 years since they have initiated a program to address cross-connections within their separated sewer system, and have recently begun to focus their efforts



100% Study Report to Address Items 5.1 to 5.4 of MECP Order No. 1-142403796

within the combined sewer system with pilot area studies. While various City programs use Industry Good Practices to inspect, identify and correct potential spills and unauthorized discharges, there is a need for a centralized task-force or overall program (referred to herein as the System-wide Unauthorized Discharge Removal and Inspection Program, aka SUDRIP) that will oversee these inspection efforts and connect current programs with an integrated prioritization process.

It is also recommended that the City continue and expand its current programs that are designed to identify potential sources of spills and unauthorized discharges within the combined sewer area and the separated sewer area of the City. The combined sewage area is covered via the Regulator Inspection Program and the Risk-Based Proactive Pilot Program (aka the Pilot Program), which inspects high-risk, or "critical" MHs for potential cross-connection or unknown regulators / mainline relief connections. Refer to **Section 5.1.1.1** for prioritization and definition of "critical" MHs and outfalls. It is recommended that the Pilot Program be expanded to inspect all storm sewer MHs and adjacent combined sewer MHs within the combined sewer area of the City. This would likely take an additional 5 years to complete.

The separated sewer area is very effectively covered by the Sewer Lateral Cross-Connection (SLXC) Program, which has been ongoing since 2009 to trace, identify and correct sewer lateral cross-connections. We recommend that a verification step (i.e. re-sampling and re-testing outfalls that previously showed evidence of sanitary sewage contamination) be adopted by the program moving forward. This will also require some additional staffing resources.

In summary, we expect the City would need to **hire or reassign an additional 4 full-time**

employees and 2 junior engineers or co-op students to carry out the new and expanded inspection programs described in this section, at an estimated annual program cost of **\$600,000 / year** for the initial 5 years of the Program, which would be in addition to the City's existing programs such as their SLXC program (refer to **Table 1-3** for other details). The Program costs and staffing needs can then be re-assessed based on both the number of issues identified and resolved, and the anticipated success of the program moving forward after the four critical areas have been thoroughly investigated.

Expected Resources Needed for New Program and Expansion SLXC and Pilot Program:

- > 4 new or reassigned full-time employees and 2 additional junior staff or co-op students.
- > Additional funding for increased frequency of CCTV video inspections (contracted work)
- > Additional funding for increased sampling and additional physical / analytical tools.

Estimated expanded program costs: \$600K / Year



100% Study Report to Address Items 5.1 to 5.4 of MECP Order No. 1-142403796

Table 1-3: Summary of New and Expanded Program Resource Requirements and Interim Completion Dates

	Overall Program Management	Combined System Program	Separated System Program
Description of Needs	Establish and oversee new program, including reporting and ongoing improvements	Complete remaining storm / adjacent combined MH inspections within combined sewer area	Begin follow-up screening of previously inspected outfalls / subcatchments
Additional Staff Requirements (FTEs)	1 Program Manager FTE	3 WW Collection Staff FTEs shared among programs	
Additional Support Staff	0.5 Co-op / Junior Staff	1.5 Co-op / Junior Staff	
Estimated Additional City Staffing Costs	\$110,000 / yr	\$310,000 / yr	
CCTV Contractor Costs (in addition to current budget)	N/A	\$100,000 / yr	\$40,000 / yr
Additional Sampling and Analytical Costs (in addition to current budget)	N/A	\$20,000 / yr	\$20,000 / yr
Expected Interim Completion Date	On-Going	2028-2029	On-going

Item 5.3 – Gap Analysis of the City’s Current Sewer Inspection-Related Programs

Within **Section 5**, we provide a review of the City’s other programmatic initiatives and compare them with each of the components of the recommended risk assessment-based framework with the purpose of evaluating their consistency with Industry Good Practices, and identifying any gaps and/or opportunities for enhancements. The scope of this review serves as the Terms of Reference for a Gap Analysis as specified under MECP Order Item 5.3. The current City programs and initiatives were found to be very effective and in line with Industry Good Practices. This assessment informed the recommended program enhancements and new overall program (SUDRIP) described within **Section 4**.

Current approaches very effective and in line with Industry Good Practices

Programs in place target a variety of potential spill / unauthorized discharge sources. No clear blind spots remain after expansion of Pilot Program.

In addition to comparing against Industry Good Practices, the Gap Analysis includes a review of the City’s current programs and their potential for identifying each of the potential sources of spills or unauthorized discharges listed above. We found that the implementation of the Risk-Based Proactive Pilot Program filled a major gap

within the combined sewer area by providing an inspection initiative that targets potential mainline cross-connections and unknown regulators / mainline relief connections. Further expansion of this program is recommended and described under **Section 4**.



100% Study Report to Address Items 5.1 to 5.4 of MECP Order No. 1-142403796

Item 5.4 – Additional Physical and Analytical Inspection Programs

This section identifies a number of potential physical and analytical inspection programs that the City may consider for enhancements or additions to their existing programs, procedures and measures to inspect, monitor and identify spills and unauthorized discharges. The following technologies and analytical inspection programs were reviewed for the City's consideration. **Table 6-1** provides a summary of each program, including a high-level summary of its local availability, effectiveness/timeline and cost impact.

- Chemical indicators
- Dye testing
- Canine scent tracking
- CCTV on storm relief sewers
- Flow monitoring on storm relief sewers
- Dry weather sand-bagging
- Sequence-based genetic testing
- Lab-based microbial analysis
- Rapid coliform tests
- qPCR

As noted in **Section 6**, it is recommended that the City proceed with implementing field-based physical investigations including dry weather sand bagging within storm sewer MHs, dye flooding (trial as part of existing SLXC program), CCTV storm relief sewers in critical storm outfall areas, chemical indicators (trial as part of existing SLXC program or the combined sewer area investigation), and flow monitoring on storm relief sewers. In addition, it is recommended the City continue with microbiological lab-based testing and consider sequence based genetic testing where other sampling results are inconclusive.



100% Study Report to Address Items 5.1 to 5.4 of MECP Order No. 1-142403796
1 Introduction and Purpose

1 Introduction and Purpose

This report has been prepared in response to Ministry of the Environment, Conservation and Parks (MECP) Order No. 1-142403769 issued to the City of Hamilton (the City). The City retained Stantec Consulting Ltd (Stantec) to support in the completion of Compliance Item No. 5 (specifically sub-items I to IV – referred to herein as MECP Order Items 5.1 to 5.4), as follows:

Item No. 5 Compliance Due Date: 05/12/2023

Identify recommendations for enhancements to the City’s sewer inspection programs to better identify identifying Spill(s) and unauthorized discharges of untreated sewage within the City of Hamilton sewer system. These recommendations shall include at a minimum but not limited to:

- I. An analysis of the feasibility of conducting a detailed in-pipe inspection of the City of Hamilton’s sewer system.*
- II. An analysis of the feasibility of conducting risk-based inspections of the City of Hamilton’s sewer system.*
- III. The Terms of Reference for an assignment to complete a gap-analysis review of current programs, procedures, and measures to inspect, monitor and identify Spill(s) and unauthorized discharges from the City of Hamilton’s sewer system.*
- IV. A review of additional physical and analytical inspection programs to identify Spill(s) and Spills(s) and unauthorized discharges from the City of Hamilton sewage system.*

Item 5.5 (V) was completed by the City of Hamilton staff:

- V. Procedures for updating City of Hamilton’s current digital mapping system when discrepancies are determined.*

Stantec completed a review of the City’s on-going and planned sewer inspection programs to address MECP Order Items 5.1 to 5.4. This report summarizes Stantec’s findings and recommendations and generally follows the sequence of the MECP Order Items above. The following summarizes how the MECP Order Items are addressed in this report:

- 5.1: Stantec evaluated the City’s collection system and performed a high-level feasibility analysis for conducting a potential City-wide detailed in-pipe inspection (refer to **Section 3**). This includes estimated costs based on past CCTV contract data and estimated program duration and staffing requirements, as well as potential limitations due to available resources within the CCTV Contractor industry.
- 5.2: The MECP Order specifies a feasibility analysis for conducting “risk-based inspections”. The City currently has a number of inspection-type programs or programmatic initiatives in effect that can be considered “risk-based” and aim at identifying potential cross-connections and other sources of spills and unauthorized discharges. As such, in



100% Study Report to Address Items 5.1 to 5.4 of MECP Order No. 1-142403796

1 Introduction and Purpose

Section 4 we identified a larger need for an new overall management program (referred to herein as the System-wide Unauthorized Discharge Removal and Inspection Program, aka SUDRIP) that will connect these initiatives under a common goal and can be used for the Gap Analysis in **Section 5**. Industry good practices for such a program are discussed in the first part of this section, however a feasibility analysis (i.e., total program costs, duration and resources) for this would be difficult to conduct until the program begins to take form and immediate and ongoing needs are identified.

The second part of this **Section 4** provides an overview of the City's Risk-Based Proactive Sewer Inspection Pilot Program (referred to herein as the "Pilot Program") that was initiated in Fall 2022. To satisfy Item 5.2, we have conducted a feasibility analysis on an expansion of this program, with recommendations for improvement.

- 5.3: Stantec has completed a Gap Analysis of the City's current programmatic initiatives as discussed in **Section 5**. The scope of this Gap Analysis, which serves as the Terms of Reference specified under MECP Order Item 5.3, is to compare the City's collection of programmatic initiatives against the Industry Good Practices for an overall risk-based framework (discussed in **Section 4**).
- 5.4: Finally, under **Section 6**, we investigate a number of potential physical and analytical technologies, techniques and methods that the City could consider implementing within the SUDRIP program.



100% Study Report to Address Items 5.1 to 5.4 of MECP Order No. 1-142403796
2 Overview of The City's Collection Systems

2 Overview of The City's Collection Systems

2.1 Summary of City Collection System Infrastructure

The City of Hamilton operates a sewer network that services the City and parts of the previous municipalities (now amalgamated) of Flamborough, Dundas, Ancaster, Glanbrook and Stoney Creek. The network consists of storm, sanitary and combined sewers. Sewage (sanitary and combined) is treated at two municipal wastewater treatment facilities (Woodward and Dundas). The peripheral areas of the City are generally separated systems (sanitary and storm sewers only), while the urban core (referred to as the "combined area") is serviced by combined sewers as well as localized storm and sanitary sewers. The combined area features 195 known critical CSO regulators, which under certain wet weather conditions, divert excess combined sewage from the wastewater collection system towards one of the City's 22 combined sewage outfall locations. In total, the City has over 3,080,237m of sewers, of which 40% is sanitary, 41% is storm and 19% is combined. There are also areas that were formerly combined and are now separated, including a number of storm relief sewers that reconnect into the combined network.

Table 2-1 and **Table 2-2** below provide a further breakdown of the City's collection system features based on areas of the City. The trunk sewer network is also illustrated on **Figure 2-1**, while **Figure 2-2** presents an overview of the regulators and outfall locations within the combined sewer area.

Table 2-1: Summary of City of Hamilton Collection System

Area	Sanitary Sewers (m)	Storm Sewers (m)	Combined Sewers (m)	CSO Points	Critical Regulators
Flamborough	92,052	108,705	0	0	1
Dundas	97,590	74,701	71	1	6
Ancaster	163,712	122,451	0	0	1
Glanbrook	90,375	75,391	0	0	0
Stoney Creek	272,812	241,767	0	0	6
Hamilton	506,186	660,774	573,649	29	181
Total	1,222,728	1,283,789	573,720	30 (CSO Points) 22 (CSO Locations)	195



100% Study Report to Address Items 5.1 to 5.4 of MECP Order No. 1-142403796
2 Overview of The City's Collection Systems

Table 2-2: City of Hamilton Sewer Length Breakdown

Area	Diameter (mm)	Sanitary (m)	Storm (m)	Combined (m)	All (m)
Flamborough	<=750	87,640	85,992	0	173,631
	>750-<=1200	4,103	15,698	0	19,801
	>1200	309	7,015	0	7,324
Dundas	<=750	89,082	66,334	71	155,487
	>750-<=1200	6,379	6,465	0	12,844
	>1200	2,129	1,902	0	4,031
Ancaster	<=750	152,921	93,322	0	246,242
	>750-<=1200	8,261	21,330	0	29,590
	>1200	2,530	7,799	0	10,330
Glanbrook	<=750	82,339	51,872	0	134,211
	>750-<=1200	5,776	14,964	0	20,740
	>1200	2,260	8,556	0	10,816
Stoney Creek	<=750	257,914	176,608	0	434,522
	>750-<=1200	3,270	40,917	0	44,187
	>1200	11,628	24,242	0	35,870
Hamilton	<=750	447,822	458,666	481,978	1,388,467
	>750-<=1200	30,668	106,556	56,464	193,688
	>1200	27,696	95,551	35,207	158,454
All	<=750	1,117,718	932,794	482,049	2,532,560
	>750-<=1200	58,457	205,930	56,464	320,851
	>1200	46,553	145,065	35,207	226,826



100% Study Report to Address Items 5.1 to 5.4 of MECP Order No. 1-142403796
 2 Overview of The City's Collection Systems

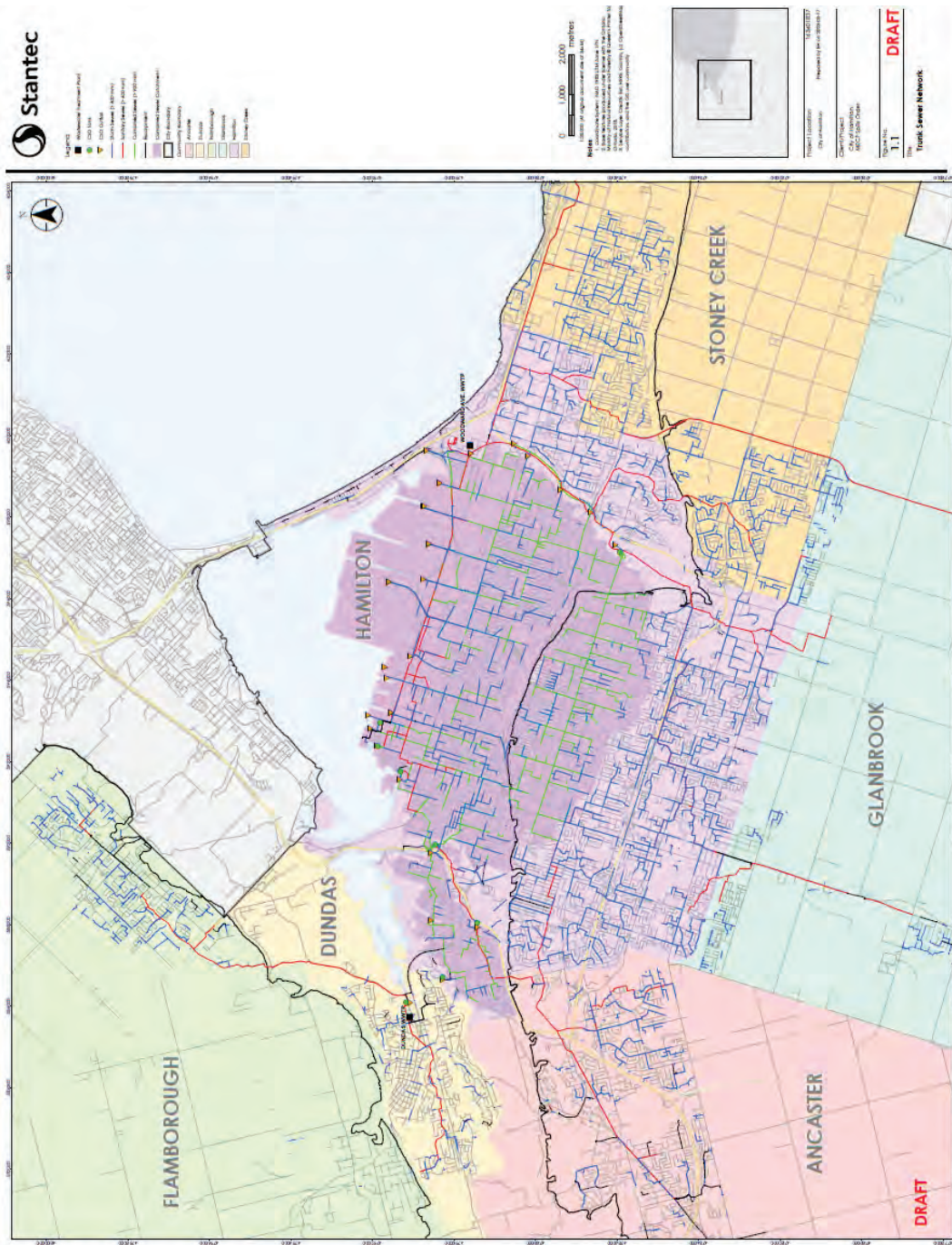


Figure 2-1: City of Hamilton Trunk Sewer Network (Refer to Appendix A for full-sized Figure)



100% Study Report to Address Items 5.1 to 5.4 of MECP Order No. 1-142403796
 2 Overview of The City's Collection Systems

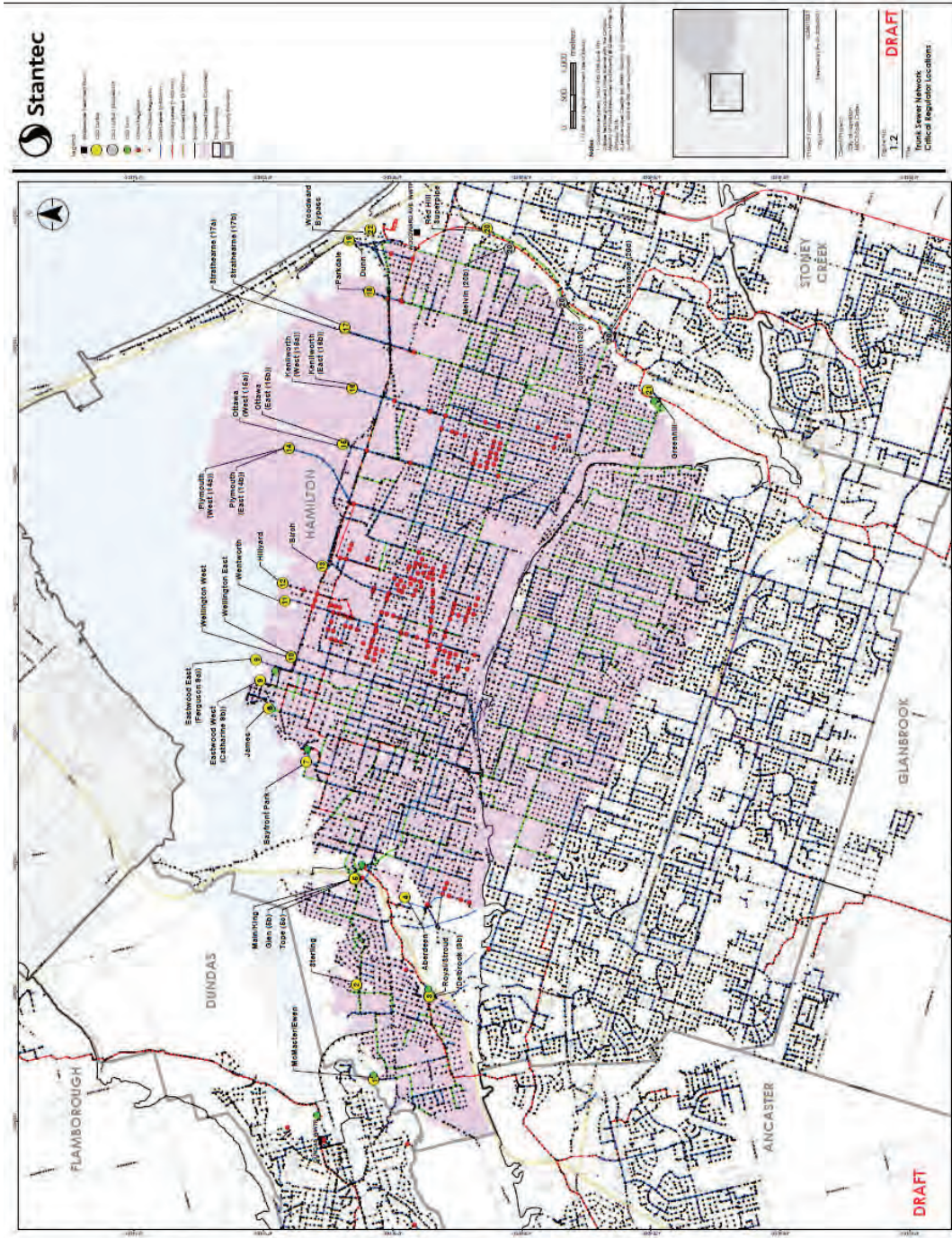


Figure 2-2: City of Hamilton Combined Sewage Area – Outfalls and Regulators (Refer to Appendix A for full-sized Figure)



100% Study Report to Address Items 5.1 to 5.4 of MECP Order No. 1-142403796
2 Overview of The City's Collection Systems

2.2 Potential Sources of Spills and Unauthorized Discharges

Based on a review of the City's sewer systems, Stantec has identified the following four (4) potential unknown and undesired conditions that may exist and lead to spills and unauthorized discharges:

1. Mainline Cross Connection (Sanitary/Combined to Storm)
 - a. This condition involves a sanitary or combined sewer main discharging into a storm sewer main. These are unintentional connections due to field errors during original construction or retrofit of existing systems. For example, a contractor may unknowingly connect a sanitary or combined sewer to a storm MH due to incorrect or insufficient as-built records. These most often occur at a MH structure.
2. Sewer Lateral Cross Connection (Sanitary/Combined to Storm)
 - a. This condition involves one or more sanitary sewer laterals from a house or building that is directly connected to a storm sewer. These are normally isolated cross-connections (only impacting one house on a street) but are occasionally found in clusters, in which multiple units in a row of houses may have been accidentally connected to the wrong pipe during construction or during a sewer replacement. These are most often found along the span of a sewer segment.
3. Unknown / Unauthorized Critical Regulator (i.e. Mainline Sewer Relief Connection)
 - a. Discovering an unknown critical regulator (or mainline sewer relief connection) does not necessarily mean that a dry weather spill has occurred, however, any overflow from this structure that discharges into the environment is considered unauthorized because the regulator is not approved by the MECP and not covered under a current ECA. These are normally discovered during a MH inspection. Person-entry inspection is required to confirm the regulator features, flow configuration and dimensions.
4. Failed Critical Regulator
 - a. This condition involves the failure of a critical regulator feature, causing sanitary sewage discharge during dry weather conditions, or potentially leading to a reduced rate of combined sewage capture during wet weather compared to the regulator's design. Dry weather spills from failed regulator may be caused by a number of defects such as a collapsed weir, a pipe blockage or a damaged / leaking relief gate. A regulator may also be deemed to have failed if a gate is inadvertently set to the wrong position or if monitoring equipment that controls it is faulty.



100% Study Report to Address Items 5.1 to 5.4 of MECP Order No. 1-142403796
2 Overview of The City's Collection Systems

These conditions can also be described based on the type of discharge (continuous, intermittent or transitory) as per **Table 2-3** below.

Table 2-3: Types of Potential Spills and Unauthorized Discharges

Condition	Type	Frequency of Spills / Unauthorized Discharge
Mainline Cross-Connection	Continuous, Dry Weather	Occurs most or all of the time (dry weather)
Sewer Lateral Cross-Connection	Continuous, Dry Weather	Occurs most or all of the time (dry weather)
Mainline Sewer Relief Connections (Unknown / Unauthorized Critical Regulator)	Intermittent, Wet Weather	Occurs over shorter / more limited time periods
Failed Critical Regulator	Transitory, Dry Weather	Occurs rarely and without predictable frequency

This report and the program recommendations herein are limited to these types of spills and unauthorized discharges. Other conditions that such as broken pipes, which may lead to contamination of soil and groundwater, are not discussed in this report but are expected to be identified on an ongoing basis through the City's current condition assessment inspection program.



100% Study Report to Address Items 5.1 to 5.4 of MECP Order No. 1-142403796
3 Feasibility of Completing a City-Wide Detailed In-Pipe Inspection Program (MECP Order 5.1)

3 Feasibility of Completing a City-Wide Detailed In-Pipe Inspection Program (MECP Order 5.1)

3.1 Approach

Stantec's interpretation of this task is to complete a feasibility analysis on the option to conduct a detailed in-pipe inspection program of the entire sewer network to find potential spills and unauthorized discharges, including CCTV camera inspection of every meter of sewer, as well as MH s and other structures. Under this scenario, any past inspections are assumed to be unusable as they were generally completed for other purposes (e.g. condition assessment or construction records), and not conducted with the intent of identifying all of the potential spill sources listed above under **Section 2**.

The feasibility analysis includes a high-level cost estimate and program duration. Program duration depends on the number of CCTV crews deployed simultaneously, which is highly variable and dependent on industry availability. As such, we evaluated the number of CCTV crews (and City staffing resources) required to complete the program within various time-frames (5-years, 10-years and 20-years). An assumption of how many additional CCTV crews the industry can support (further to other on-going inspection needs for construction, condition assessment and other) was made and used to evaluate the feasibility of each time-frame.

3.2 Inputs and Assumptions

This feasibility analysis is based on the following assumptions:

- Assumes every linear meter of City-owned sewer (min 150mm) will be inspected via CCTV camera.
- Assumes past inspections cannot be reviewed for this assessment and do not count towards the total length to inspect.
- Includes only the cost and time required to inspect the sewers. Cost and time to repair or correct any issues discovered will be extra.
- Cost per meter of sewer inspected is based on previous CCTV contract data from the Sewer Lateral Cross Connection (SLXC) Program and from capital projects, generally for condition assessment. The unit costs for condition assessment projects is much higher than for the SLXC program because they generally have larger, more complex sewers with higher flows, and require a greater level of cleaning and flushing. A weighted average was used to establish a cost that accounted for these differences.
- Assumes MHs inspected by City field staff while waiting for CCTV camera truck to set up. No additional time or cost assumed for this.



100% Study Report to Address Items 5.1 to 5.4 of MECP Order No. 1-142403796
3 Feasibility of Completing a City-Wide Detailed In-Pipe Inspection Program (MECP Order 5.1)

- Inspection speed was assumed based on past experience:
 - <750mm pipe: 800m/day
 - >750 to <=1200mm pipe: 600m/day
 - >1200mm pipe: 400m/day
- Program duration assumes that inspection can be completed on all available working days (weekdays less holidays), however a 20% increase to the program duration was added for delays due to inclement weather.
- Maximum number of additional CCTV crews available: 3
 - Assumed each of the 3 primary CCTV contractors in the area could recruit and assemble 1 additional crew if needed
- Assumes the following full-time employees (FTE's) will be required for the program:
 - 1 manager to coordinate the program;
 - 1 field staff per CCTV crew to direct / review video on site (dedicated to a CCTV contractor crew)
 - 1 office staff per every 3 CCTV crews to review and log CCTV data and coordinate the crew's progress
 - Staffing cost (including overhead, vehicles and equipment) is assumed to be \$100,000 / year on average

3.3 Cost Analysis

Table 3-1: Detailed In-Pipe Inspection Cost Estimate

Sewer Size (mm)	Total length (m)	CCTV cost per m (\$)	Total cost (\$)
<=750	2,532,560	\$ 10.50	\$ 26,590,000
750 to 1200	320,851	\$ 13.75	\$ 4,410,000
>1200	226,826	\$ 25.00	\$ 5,670,000
TOTAL COST			\$ 36,670,000

The cost above is considered a low-end cost as it assumes ideal conditions (favorable weather, no traffic restrictions, no accessibility or visibility issues, etc.). Furthermore, we understand that a significant portion of sewers upstream of outfalls are submerged and/or influenced by Lake Ontario. These sewers would require more advanced inspection technology, such as underwater Remote Operated Vehicles (ROVs) equipped with sonar, that is much more expensive and time-consuming than traditional CCTV. Since the preliminary estimated cost figure is already impractically high under ideal conditions, it was not necessary to perform a detailed evaluation of the length of submerged pipes or add other costs for accessibility



100% Study Report to Address Items 5.1 to 5.4 of MECP Order No. 1-142403796
3 Feasibility of Completing a City-Wide Detailed In-Pipe Inspection Program (MECP Order 5.1)

issues, poor weather, re-inspections (due to poor visibility), etc. We expect the actual cost to complete this inspection program to be at least 35% higher, **approaching \$50M.**

The total estimated cost as shown in **Table 3-2** is broken down to show the estimated cost per area for each of the six community areas. This information will be included in the quantitative legend of the GIS figure maps in **Appendix A**, in addition to expected staffing costs and total cost with contingency.

Table 3-2: Detailed In-Pipe Inspection Cost Estimate Breakdown Per Area

Area	Cost Breakdown Per Area
Flamborough	\$2,280,000
Dundas	\$1,910,000
Ancaster	\$3,250,000
Glanbrook	\$1,965,000
Stoney Creek	\$6,065,000
Hamilton	\$21,200,000
Total	\$36,670,000

3.4 Program Duration and Resource Requirements

Table 3-3 below presents the number of CCTV Contractor crews that would be required, performing continuous inspections simultaneously year-round (working days only), to complete the inspection program within various time-frames (5-years, 10-years and 20-years). The additional City staff required for each scenario is presented as well as the estimated cost for those resources.

Table 3-3: Contractor and City Resources Required to Complete Program in X Years

# of Years to Complete	CCTV Contractor Crews Required	Additional Full-Time City Staff Required	Total City Resource Cost
5	4	6	\$ 3,200,000
10	2	4	\$ 3,700,000
20	1	2	\$ 4,700,000

As discussed in the assumptions and inputs section above, the duration of the program is limited by the number of excess full-time CCTV crews the local industry can supply. CCTV contractors must maintain adequate resources (trucks and staff) for other works, such as ongoing condition assessments, operational sewer maintenance work and construction verifications. For this analysis, it was assumed that each of the three main local CCTV contractors (PipeFlo, Pipetek, and Empipe), could each secure 1 additional CCTV crew for this special program (3 crews in total), which is a reasonable assumption. A fleet of three (3) CCTV crews could theoretically complete the inspections in 7 years, however this would require hiring an additional 5 full-time employees, which could be considered excessive. Based on this limitation, the program would be expected to take over 10 years using 2 CCTV crews in tandem and



100% Study Report to Address Items 5.1 to 5.4 of MECP Order No. 1-142403796
3 Feasibility of Completing a City-Wide Detailed In-Pipe Inspection Program (MECP Order 5.1)

would require the hiring of 4 additional City staff members (at an estimated City resourcing cost upwards of \$4M).

3.5 Discussion

Based on the analysis presented above, a City-wide in-pipe inspection program would be prohibitively expensive. Furthermore, to complete the program within a reasonable timeframe (under 10 years), it would require a significant number of additional full-time City staffing resources. These are low-end estimates and do not account for many of the challenges and limitations that will inevitably be encountered as the program progresses through the City's complex system.

Additionally, completing in-pipe camera inspections is not likely to provide the most benefit in identifying spills or unauthorized discharges, as the vast majority of these conditions are expected to occur at a maintenance hole (MH) or structure, aside from sewer lateral cross-connections, which would occur most commonly along smaller local sewers in separated areas. Unknown critical regulators would be discovered by first opening MH covers, while mainline sewer cross-connections are most likely to occur due to a sanitary or combined sewer being connected to the wrong MH (i.e. into a storm MH).

For these reasons, conducting a city-wide detailed in-pipe inspection program for the purposes of identifying unauthorized discharges is not recommended.



100% Study Report to Address Items 5.1 to 5.4 of MECP Order No. 1-142403796
4 Feasibility of Completing a Risk-Based Inspection Program (MECP Order 5.2)

4 Feasibility of Completing a Risk-Based Inspection Program (MECP Order 5.2)

This section outlines the components of a programmatic approach and risk-based assessment methodology that is based on Industry Good Practices and deemed to be a feasible approach to address the risk of unauthorized discharges impacting water quality at CSO and storm drainage outfalls within the City of Hamilton. The framework for Industry Good Practices was compiled using the Illicit Discharge Detection and Elimination (IDDE) Manual by the US Environmental Protection Agency (EPA), as well as inquires to subject matter experts within Stantec's internal outreach throughout North America, and informal communications with various municipalities. It is important to note that the City has, in fact, been following many of these practices over the past 10 years since they have initiated a program to address cross-connections within their separated sewer system and have begun to focus their efforts within the combined sewer system with pilot area studies.

The City has currently implemented a number of programmatic initiatives that are designed to locate and address unauthorized discharges and spills within various areas of the City (discussed further within **Section 5**). In the second part of this section, we describe how the City's current programmatic elements will integrate within and follow the overall programmatic framework of a feasible risk-based approach. A new overall risk-based management program (SUDRIP) is presented along with recommended enhancements to the City's current inspection programs for the combined and separated system and anticipated resource requirements for managing all three.

Within **Section 5**, we provide a review of the City's other programmatic initiatives and compare them with each of the components of the recommended risk assessment-based framework with the purpose of evaluating their consistency with Industry Good Practice and identifying any gaps and/or opportunities for enhancements. Based on this assessment, recommended program enhancements and or additions are described along with terms of reference for their further development outside of the scope of this response to the MECP's order.

4.1 Industry Good Practices for a City-Wide and Risk-Assessment Based Inspection Program

Problem Description: Polluted stormwater drainage from outfalls with unauthorized discharges and spills can have a dramatic impact on receiving waters, and cause exceedances of water quality objectives and recreational use standards. The need for investigation of a drainage area tributary to an outfall exhibiting signs of pollution typically arises as a result of a recorded pollution incident, reporting from a member of the municipal/utility operating group, another agency, the public, or a developer.

Finding unknown sources of spills and unauthorized discharges is often described as trying to find a needle in a haystack on a limited budget. Monitoring and sampling are often assumed to be the most effective means of identifying sources but it is usually the most expensive component of any spills/unauthorized discharge program. It is therefore of key importance to understand the infrastructure



100% Study Report to Address Items 5.1 to 5.4 of MECP Order No. 1-142403796 4 Feasibility of Completing a Risk-Based Inspection Program (MECP Order 5.2)

and characterize the risk of various sources of pollution to then be strategic in the approach to investigating, detecting, and finding the combinations of sources that create the greatest risk for unauthorized discharges at each outfall location.

A Risk-Assessment Based approach to investigating and addressing unauthorized discharges and spills is consistent with the Industry Standard approach and provides a sustainable means of investing in the works necessary to mitigate the risk of measurable impacts to the community and the environment. A risk-based approach, informed by both a desktop risk assessment and screening-level investigations is first employed to develop a prioritized list of outfalls requiring detailed investigation along with the prioritized basin-specific action plans that are then deemed most effective for locating and removing the identified sources of pollution that impact the outfall and its receiving waters.

A Programmatic Approach: Every community will develop a unique spills control and unauthorized discharge detection program that reflects its environmental impacts, size and complexity, development history, land use, and legacy infrastructure types (combined, partially separated, previously combined systems that have been separated, or fully separated systems). Nevertheless, there are many commonalities between municipalities in the nature of the problem and in the methods that can be employed to understand its likely extent and potential impacts to then be able to feasibly locate and address the sources of unauthorized discharges having an impact. Recognizing these commonalities, the City of Hamilton has looked to Industry Good Practices to provide a basis to guide the development and implementation of an effective and well-managed spills management and unauthorized discharge elimination program.

This section describes a feasible programmatic and operational approach for investigation and resolution of systemwide pollution risks stemming from sewage systems affected by unauthorized discharges and spills to outfalls within both combined and separated sewer systems. This is an approach that is based on proven Good Practice guidance documents and methodologies followed by agencies in both North America and the UK in tackling this problem, which is common to most operational systems.

It is important to note that most of the guidance documents available within the industry are mainly focused on addressing unauthorized discharges to storm drainage systems within separated sewer systems and/or systems that were once served by combined sewer or septic systems but were subsequently converted to separated sewer systems. The detection of unauthorized sources of continuous discharges, and especially intermittent or transitory discharges, within combined sewer systems is complicated by the fact that relief sewers and combined sewer outfalls most often contain background concentrations of all the typical constituents that are used as indicators of pollutant sources from wastewater sources. While the good practice programmatic approach and the associated risk-based assessment methodologies are perfectly valid, the investigative strategies within separated and combined sewer systems will vary in accordance with the site-specific conditions.



100% Study Report to Address Items 5.1 to 5.4 of MECP Order No. 1-142403796 4 Feasibility of Completing a Risk-Based Inspection Program (MECP Order 5.2)

Program Components: (Good Practices from Industry Guidelines) The key components of an unauthorized discharge removal and spills control program are described below.

1. **Problem Definition and Program Goals:** An understanding of the nature and impact of unauthorized discharges and spills in urban watersheds is essential in defining the extent of the problem and in setting realistic and sustainable goals to then be able to develop implementation strategies designed to find, fix, and prevent them. This must be established in context of regulatory requirements and measurable impacts to both the community and the environment. The implementation of the program and the timelines to meet the established goals at a system-wide level must consider the prioritization of efforts and the corresponding allocation of resources based on meeting the goals and deriving the greatest benefit in a manner that is affordable to the community and sustainable by the operating entity.

The terms “unauthorized discharge” and “spills” can be interpreted to have many meanings within both the regulatory and operational context, which then extends to the definition of a broad range of potential sources of pollution. It is important that the terminology and the scope of the definitions be well defined to be able to classify those types of discharges that fall within the scope of the program and thus the control techniques that will be employed.

The sources of unauthorized discharges and potential spills that fall within the context of this program are limited to direct cross-connections of sewage from the wastewater collection system to the storm drainage and/or combined sewer outfall system. The terminology describing the pertinent systems as well as the relevant types and modes of discharges and spill events that are pertinent to this order are defined in **Section 2.2** (incl. Terminology).

2. **Program Governance Structure** (Roles and Responsibilities, Support programs and integration)

The development, implementation, and operation of a systemwide unauthorized discharge/spills control program will require consideration that the initiative may be managed as a distinct program and, at minimum, as an integral and specific component of the City’s operations. It also establishes the local legal authority to regulate unauthorized discharges by third parties, either by amending an existing by-law or developing a new unauthorized discharge or spills by-law, if required.

Critical to its successful implementation and operation is the establishment of a program governance structure that identifies and assigns both accountability and responsibility for each of the key roles that are necessary to lead and support the Planning, Implementation and Operation of a program. The planning, implementation, and operation of a systemwide program requires a multi-disciplinary team that possesses the diverse skills and knowledge needed for the program, ranging from legal analysis, GIS, monitoring, stakeholder management and pipe repairs. Implementation of the program requires on-going inter-divisional collaboration within the City’s water and wastewater operations department (Hamilton Water) as well as collaborations with other departments and external agencies.



100% Study Report to Address Items 5.1 to 5.4 of MECP Order No. 1-142403796 4 Feasibility of Completing a Risk-Based Inspection Program (MECP Order 5.2)

- 3. System Characterization:** For very large systems that include a variety of legacy system types, like the City of Hamilton, the level of inherent risk of cross-connections that result in continuous or intermittent discharges will vary considerably from one system type to another. Compared to newer separated sewer areas, older legacy systems such as combined sewers retrofit with storm relief sewers and/or having numerous flow regulating structures (both mechanically operated and static) inherently have an increased likelihood of having cross-connections or system failures that could lead to unauthorized discharges and/or spills. This includes the consideration of formerly combined areas that were subsequently separated through the addition of storm sewers as well as older partially separated areas where storm sewers were constructed to replace former ditch drainage.

The characteristics of the drainage area to each outfall can, and is often, a key screening factor in prioritizing efforts at a systemwide level. It is therefore important to have access to mapping and data within GIS systems, maintenance management systems, system models, as well as system drawings that provide the ability to readily characterize and describe the connectivity of the systems tributary to each outfall in order to prioritize areas of focus within the system. This understanding can be further enhanced with access to system monitoring and operational data, historical records, and institutional knowledge.

Similarly, it is important to consider that the effectiveness of various investigation strategies will vary considerably from one system type to the other and that system owners must be strategic in their approach in order to achieve their goals in a cost-effective and affordable manner.

- 4. Strategic Risk-Based Prioritization Process:** When considering the programmatic structure at a systemwide level, it may be deemed preferable to structure distinct streams of work for combined and separated sewer system outfalls given that the inherent risks and investigation strategies for each will differ. **Figure 4-1** outlines the process by which a system-wide program can be feasibly managed by employing a risk-based prioritization and strategic source identification methodology. The process is designed to prioritize and focus efforts on outfalls at greatest risk of being impacted and by addressing those sources that have the potential for causing the greatest impact on those outfalls. The process described herein is applicable to various forms of combined and separated sewer systems and can be used to set priorities and applicable investigation strategies while recognizing these distinct differences.

Table 4-1 illustrates the relative risks of encountering various types of unauthorized discharges and/or spills within various system types. This depicts the rational and typical result that, compared to separated sewer systems, combined and previously combined sewer systems inherently possess a greater likelihood of having legacy cross-connections and/or flow control regulator malfunctions (e.g. failures, improper settings) that could result in continuous and/or intermittent unauthorized discharges. This high-level desk-top assessment would typically sway priorities towards the investigation of outfalls within combined, partially combined, and previously combined sewer system areas. While this may be the case, the process described herein provides the ability to also elevate priorities within separated sewer systems and/or shift priorities



100% Study Report to Address Items 5.1 to 5.4 of MECP Order No. 1-142403796
4 Feasibility of Completing a Risk-Based Inspection Program (MECP Order 5.2)

to other parts of the system when all reasonable efforts in a priority area have been suitably addressed. The key steps in the process are described as follows:

a. Outfall Risk Assessment and Prioritization

The first phase of the systemwide prioritization process consists of conducting a desktop risk assessment of unauthorized discharge and spills potential at each outfall in order to prioritize sub-catchment areas for further investigation. This can be assessed both holistically as well as further prioritized on the basis of system type (i.e. with distinct prioritization streams and investigation strategies for combined and separated sewer systems).

The desk-top assessment evaluates risk on the basis of understanding the sensitivity of the receiving water body, historical records, and the characteristics of the tributary sub-catchment area. It is also informed by conducting a field reconnaissance inventory at each outfall (and stream reach) where the objective is to confirm the geospatial location or identify undocumented outfalls, record basic characteristics of individual storm drain outfalls, evaluate suspect outfalls, and assess the severity of unauthorized discharge problems in each basin. In addition to observing visual evidence and scent indicators of unauthorized discharges or spills, water quality samples may be collected for analysis where unauthorized discharges are suspected or are likely to occur. Within combined sewer areas, sampling for the purposes of source detection is only recommended for storm relief sewers discharging separately from CSO outfalls or at CSO outfalls where significant amounts of continuous discharge is observed under dry conditions.

The order in which the field inventories are conducted can be prioritized on the basis of the initial desk-top risk assessment. The results of the field inventory are subsequently factored into the outfall risk assessment that will then inform the prioritization of tributary areas for further investigation.



100% Study Report to Address Items 5.1 to 5.4 of MECP Order No. 1-142403796
 4 Feasibility of Completing a Risk-Based Inspection Program (MECP Order 5.2)

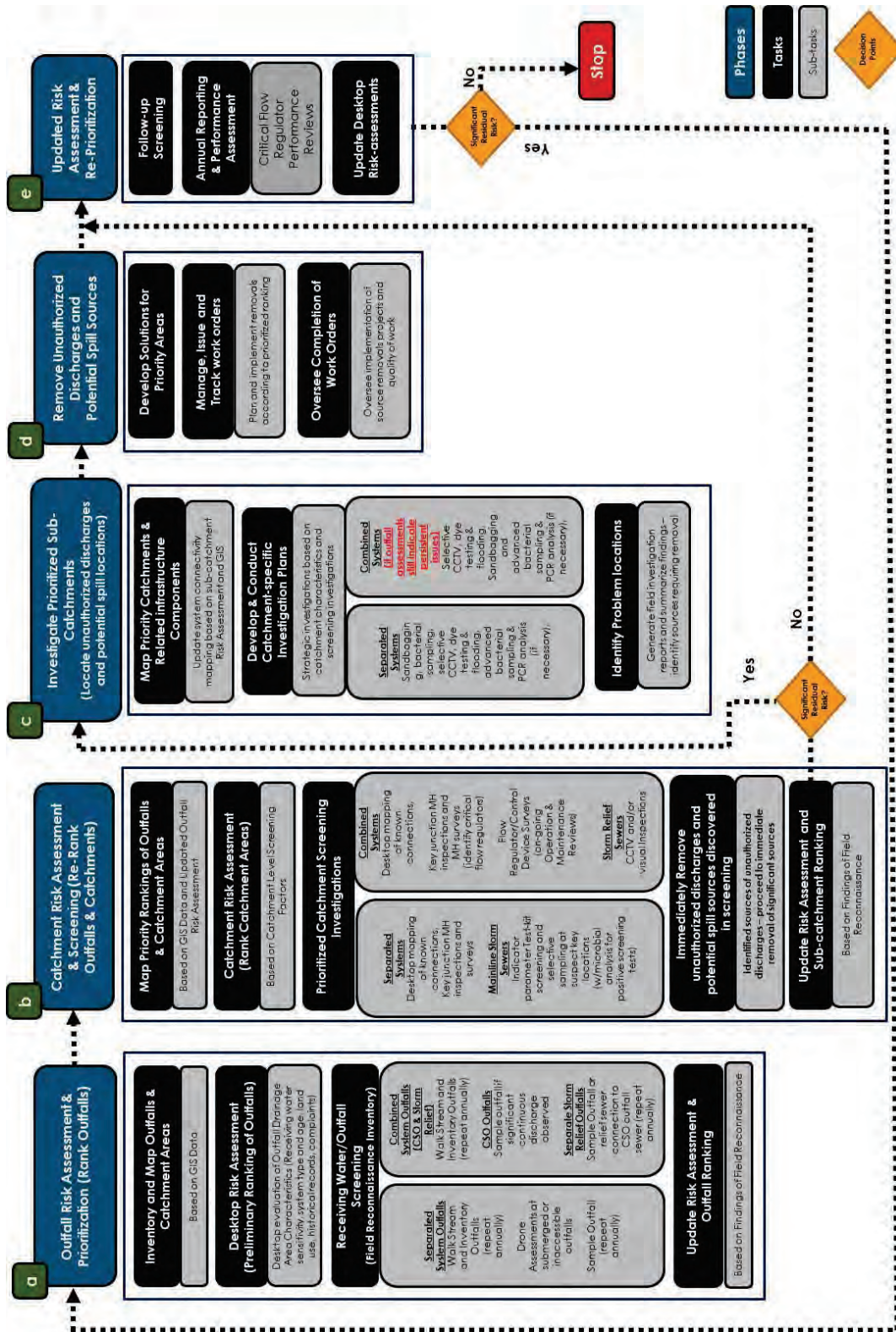


Figure 4-1: Systemwide Risk-based Prioritization and Source Investigation/Removal Methodology

100% Study Report to Address Items 5.1 to 5.4 of MECP Order No. 1-142403796
4 Feasibility of Completing a Risk-Based Inspection Program (MECP Order 5.2)

Table 4-1: Illustrative Example of Inherent Relative Risks of Unauthorized Discharges and/or Spills in Various System Types

		System Level Risks														
		Combined Sewer System Outfalls						Storm Sewer Outfalls								
Type	Description	Combined Sewers Only			Partially Combined with Storm Relief Sewers			Previously Combined but Subsequently Separated			Partially Separated Sewers (older ditched systems with piped storm drainage added)			Separated Sewer System (constructed with separate sanitary and storm sewers)		
		Likelihood	Impact	Risk	Likelihood	Impact	Risk	Likelihood	Impact	Risk	Likelihood	Impact	Risk	Likelihood	Impact	Risk
1	Mainline Sewer Cross-Connection (Continuous Discharge)	L	H	LH	M	H	MH	M	H	MH	L	H	LH	L	M	LM
2	Sewer Lateral Cross-Connection (Continuous Discharge)	L	M	LM	L	M	LM	L	H	LH	L	H	LH	L	H	LH
3	Mainline Sewer Relief Connection / Unknown or Unauthorized Critical Regulator (Intermittent Spill)	M	M	MM	M	M	MM	L	M	LM	L	M	LM	L	M	LM
4	Critical Flow Regulator Malfunction (Transitory Spill)	M	H	MH	M	H	MH	L	M	LM	L	M	LM	L	M	LM

Likelihood of: Having unknown sources based on legacy system
Impact of: Degrading receiving water quality and/or environment based on the frequency and relative magnitude of the discharge



**100% Study Report to Address Items 5.1 to 5.4 of MECP Order No. 1-142403796
4 Feasibility of Completing a Risk-Based Inspection Program (MECP Order 5.2)**

Table 4-2 lists typical screening factors used in the outfall risk assessment. For each of the screening indicators, the table also provides a perspective on typical level of risk by indicating the relative likelihood of finding issues and sources within various classifications of sub-catchment types. It must be noted that this is indicative of typical findings and what may be expected from the perspective of program implementation planning. However, each system is unique and there will be exceptions.

Table 4-2: Typical Screening Factors for Outfall Risk Assessment and Prioritization

Screening Factors	Combined and Partially Combined Sewer Systems		Separated Sewer Systems		
	CSO Outfalls	Storm Relief Outfalls	Formerly Combined Outfalls	Partially Separated Outfalls	Separated Storm Outfalls
Desk-top Risk Assessment Impact Factors					
Sensitivity of Receiving Water at Outlet (ecological & habitat classification or biological stream indicators, recreational value/use)	Site dependent impact	Site dependent impact	Site dependent impact	Site dependent impact	Site dependent impact
Desk-top Risk Assessment Likelihood Factors					
Outfall & Tributary Area	Relative Likelihood of Finding Issues and Sources (typical)				
Past Discharge Complaints and Reports	H	H	H	M	L
Prevalent Type of Sewer System	H	H	H	M	L
Historical and Current Configuration of Tributary System	H	H	M	M	L
Age and General Condition of Tributary Sewer System	H	H	H	M	L
Prevalence of Critical Flow Regulating Structures in Tributary Area	H	H	M	L	L
Post Site Reconnaissance Risk Assessment Likelihood Factors					
Observed Water Quality at and in the vicinity of the Outfall (flow, odor, color, or visual indicators)	Site specific findings	Site specific findings	Site specific findings	Site specific findings	Site specific findings
Sampled Dry Weather Water Quality at Outfall	Site specific findings	Site specific findings	Site specific findings	Site specific findings	Site specific findings
Temperature Zones	H	M	L	L	L



100% Study Report to Address Items 5.1 to 5.4 of MECP Order No. 1-142403796
4 Feasibility of Completing a Risk-Based Inspection Program (MECP Order 5.2)

b. Catchment Risk Assessment and Screening:

Upon developing a prioritized list of outfalls, the focus of the risk assessment is then expanded to conducting a more in-depth assessment of the prioritized area's tributary sub-catchment characteristics along with strategic in-system investigations that are designed to isolate likely problem areas and/or locate the largest sources. This is designed to cost-effectively identify locations within the collection system where there is a higher potential for encountering unauthorized discharges or spills and, where necessary, will prioritize more expensive follow-up investigations to further isolate and locate the remaining sources.

As depicted in **Figure 4-1**, typical investigations at this stage will include inspections of all flow control/regulating structures, inspections of all key junction chambers and documented connections, as well as in-pipe investigations in those areas of elevated potential of finding sources. For storm sewers/drains within separated or partially separated areas, these follow-up investigations typically include in-field water quality sampling with test kits during dry weather conditions for detection of possible contamination along with the collection of samples for microbial analysis where the test kits indicate a high likelihood of contamination.

Within combined sewer catchments, the screening level in-field water quality testing and sampling methods are not reliable or effective given the high likelihood of contamination from background concentrations of the typical indicator constituents. Indicative sampling efforts should be limited to upstream reaches of storm relief sewers where there are no known relief connections/diversions from the combined sewer system and where the storm relief sewer does not connect back into the combined sewer upstream of a flow regulating structure. Flow regulator inspection, junction chamber inspections, and CCTV inspections within the storm relief and the CSO outfall sewers downstream of any flow control structure provides a more effective means of identifying cross-connections and unauthorized discharges within the combined sewer system.

Any cross-connections identified during the sub-catchment screening process will proceed immediately to the development and implementation of solutions for removal. Upon completion of all screening level investigations and where it can be demonstrated that completed removals have likely addressed the identified issues, the work within that sub-catchment can be considered complete and proceed to on-going maintenance and operational conditions monitoring. Where the screening level investigations result in the identification of highly likely or other potential sources needing further investigation, the process will continue with the development and implementation of catchment specific investigation plans.

c. Prioritized Sub-Catchment Strategic Investigations

The screening level in-system investigations in the previous step will either have identified the problem sources of discharges and spills and/or helped isolate the location and likely sources. This next step consists of developing sub-catchment specific investigation plans and implementing more focused and potentially more advanced investigative techniques to confirm and locate sources for subsequent removal. **Table 4-3** provides an overview of the recommended investigation techniques designed to locate various potential sources of discharge or spill potential at each stage of the investigations process.



Table 4-3: Recommended Sub-Catchment Investigation Strategies for Various Sources of Discharge or Spill Potential to Priority Outfalls

		Recommended Sub-Catchment Investigation Strategies for Priority Outfalls	
Description of Sources	Stages of In-System Investigation	Combined and Partially Combined Sewer Systems	Separated Sewer Systems
Type 1: Mainline Sewer Cross-Connection (Continuous)	Initial Source Isolation Investigations	1) Desktop screening & assessment of system connectivity 2) Junction Chamber Inspections 3) MH Inspections within storm-relief sub-catchments 4) CCTV of storm relief sewers & tracking of connections (prioritize storm relief sewers discharging directly to outfalls)	1) Desktop screening & assessment of system connectivity 2) Junction Chamber and MH Inspections (with Test-kit sampling and sandbagging where required)
	Targeted Follow-up Investigations	1) Complete CCTV of storm relief sewers & tracking of connections (storm relief sewers re-connecting to combined sewer U/S of flow control chamber) 2) Complete MH inspections in priority sub-catchments (survey connections) if necessary: 1) Follow-up microbial and human waste indicator (e.g. caffeine) sampling (with sandbagging where required) 2) CCTV of adjacent mainline combined sewer and tracing of connections (if necessary) 3) Follow-up Dye Testing and tracing of sources (where CCTV is inconclusive) 4) Advanced microbial sampling and genetic tracing (where sampling results are inconclusive)	1) Follow-up microbial and human waste indicator (e.g. caffeine) sampling (with sandbagging where required) 2) CCTV of isolated storm sewer sections and tracing of connections (where testing results are conclusive) 3) CCTV of adjacent mainline sanitary sewer and tracing of connections (if necessary) 4) Follow-up Dye Testing and tracing of sources (where CCTV is inconclusive) 5) Advanced microbial sampling and genetic tracing (where sampling results are inconclusive)



100% Study Report to Address Items 5.1 to 5.4 of MECP Order No. 1-142403796
4 Feasibility of Completing a Risk-Based Inspection Program (MECP Order 5.2)

		Recommended Sub-Catchment Investigation Strategies for Priority Outfalls	
Description of Sources	Stages of In-System Investigation	Combined and Partially Combined Sewer Systems	Separated Sewer Systems
Type 2: Sewer Lateral Cross-Connection (Continuous)	Initial Source Isolation Investigations	Same as Type 1 above	Same as Type 1 above
	Targeted Follow-up Investigations	1) Where outfall or storm relief sampling (if deemed necessary) indicates contamination and minimal to no continuous flow observed during DWF, use sandbagging to capture and sample for possible lateral cross connections 2) Where positive result recorded, follow same procedures as Type 1 above	1) Where outfall sampling indicates contamination and minimal to no continuous flow observed during DWF, use sandbagging to capture and sample for possible lateral cross connections 2) Where positive result recorded, follow same procedures as Type 1 above
Type 3: Mainline Sewer Relief Connection (Intermittent)	Initial Source Isolation Investigations	Same as above	Same as Type 1 above
	Targeted Follow-up Investigations	Same as above	1) Where outfall sampling indicates contamination and no continuous flow observed during DWF, use sandbagging to capture and sample for possible spills 2) Where positive result recorded, follow same procedures as Type 1 above
Type 4: Critical Flow Regulator Malfunction (Transitory)	Initial Source Isolation Investigations	1) Desktop screening & assessment of system connectivity 2) Critical Flow Regulator inventories, surveys and operational reviews 3) Junction Chamber Inspections 4) MH Inspections within storm-relief sub-catchments 5) CCTV of storm relief sewers	1) Desktop screening & assessment of system connectivity <u>If necessary</u> 2) Critical Flow Regulator inventories, surveys and operational reviews (if high level relief to storm is present)
	Targeted Follow-up Investigations	Monitoring and/or regular inspection (depending on risk of malfunction)	<u>If critical regulators are present in the system</u> 1) Monitoring and/or regular inspection (depending on risk of malfunction)



**100% Study Report to Address Items 5.1 to 5.4 of MECP Order No. 1-142403796
4 Feasibility of Completing a Risk-Based Inspection Program (MECP Order 5.2)**

d. Prioritized Source Removals

Once a source of unauthorized discharge or potential spill has been identified, steps should be taken to fix or eliminate the discharge as soon as possible. Sources of discharges or spills will either be on the publicly owned and operated system or located on private property. Sources located on the public system fall under the jurisdiction of the system owner and can thus be readily addressed using public funds. Access to investigate and then remove sources on private can be challenging, costly, and require significant time and resources to complete. Some of the greatest challenges to removing sources from private property are not technical; rather, they are related to legal and policy issues, enforcement of by-laws, engaging the property owner in the program through education, and establishing equitable means of funding of private side remedial measures. **Figure 4-2** provides an example decision-making process for removing or correcting unauthorized discharges and is based on a similar graphic provided in the USEPA's Illicit Discharge Detection and Elimination (IDDE) Guidance Manual for Program Development and Technical Assessments (2004).

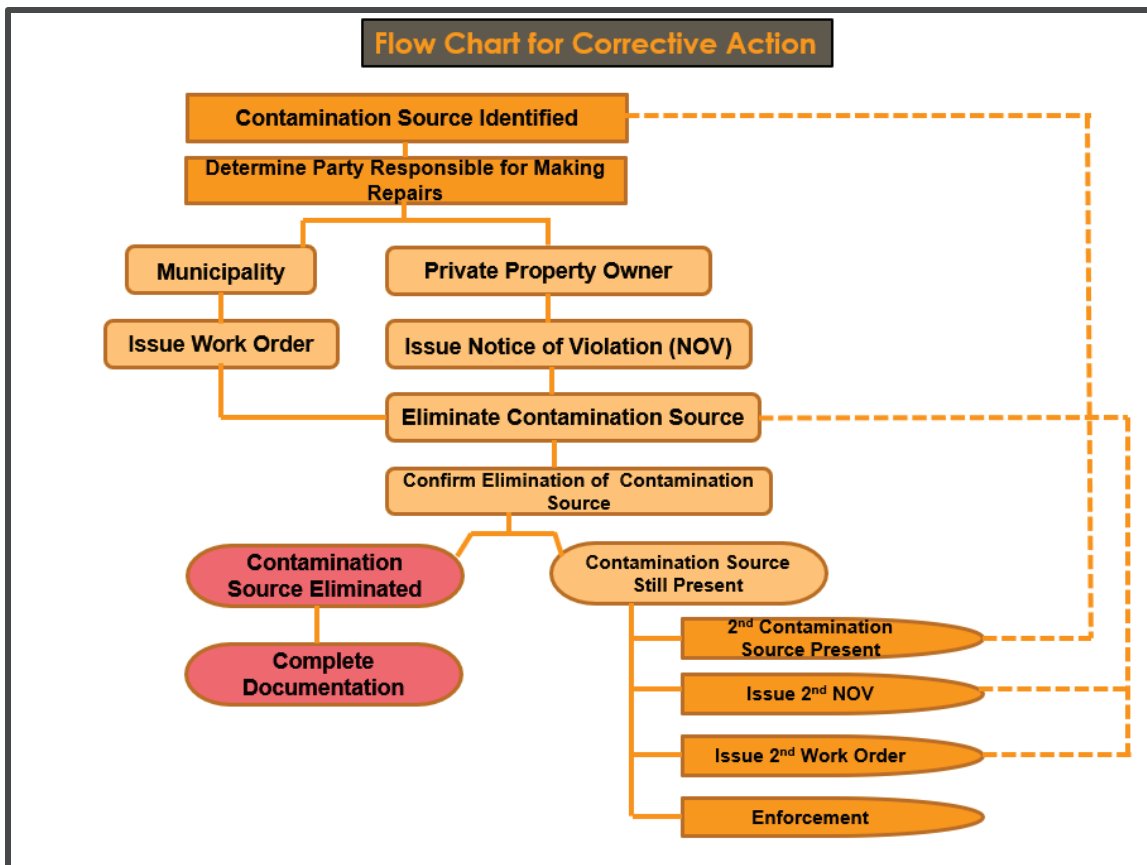


Figure 4-2: Example Decision-making Process for Removing or Correcting Unauthorized Discharges or Sources of Potential Spills (adapted from USEPA IDDE Guidance Manual 2004)



100% Study Report to Address Items 5.1 to 5.4 of MECP Order No. 1-142403796
4 Feasibility of Completing a Risk-Based Inspection Program (MECP Order 5.2)

e. Re-assessment and Re-prioritization

After a few years of analysis and field surveys, communities get a good handle on the actual severity and residual risk of their unauthorized discharge problems. In some communities, outfalls and storm drains will be relatively clean, whereas others may have persistent problems. Effective and sustainable programs are flexible and adaptive, and shift program resources to the management measure that will reduce the greatest amount of pollution where it has the most benefit to the community and the environment.

5. **Program Management Tools (For Future Consideration):** An effectively managed unauthorized discharge and spills control program requires effective data management and reporting tools to be able to monitor and track progress on the program, log all program findings, as well as facilitate the reporting on the overall performance for the purposes of both compliance reporting, decision-making on priorities and work plans, along with justifying recommendations on priorities, program revisions, and adaptation strategies (as required). The City currently utilizes a number of internal document management and work order tracking tools for data management. For consideration in the future, the City may wish to explore the creation of an integrated tracking system for the overall program that consolidates these items into a consistent platform.

Within the industry, more and more water utilities and municipalities are leveraging digital technologies to deliver better outcomes in a timely manner through better decision-making processes that are informed by better access to better data. The technological advances in cloud computing and communications, coupled with analytic capabilities, are enabling system owners to better use the data they already have as well as plan and execute new ways of collecting data that lead to improving the efficiency of their programs and operations. The ideal tracking system consists of a web-based portal that provides an interactive window to a relational database (on-premise or cloud-based) that is linked to a GIS system, which can be used to ingest, store, and analyze data from multiple sources and produce maps. Through cloud-based data collection and data management platforms, field collected observations and data collected by system operators can be accessed and/or input directly to the program's supporting databases. The web-portal can also integrate or link to the risk assessment framework tools that document the risk evaluation process and decisions on priorities that are made therein.

6. **Resources** (Staff and budget) Most programs are challenged by having sufficient resources to perform the amount of investigation and remediation work necessary to fully eliminate all sources of continuous, indirect, and transitory discharges in their community. Consequently, effective programs target their discharges of greatest concern, with continuous discharge sources as a priority, and spend their scarce dollars in the outfall and catchment areas, neighbourhoods or business sectors most likely to generate them.



100% Study Report to Address Items 5.1 to 5.4 of MECP Order No. 1-142403796
4 Feasibility of Completing a Risk-Based Inspection Program (MECP Order 5.2)

4.2 Feasibility and Recommendations for Implementing a City-Wide and Risk-Assessment Based Inspection Program

As discussed under **Section 5**, the City already accomplishes the majority of the elements discussed in the above framework for risk-assessment based inspections. These elements are covered effectively and thoroughly by activities completed within a variety of ongoing City programs (refer to **Table 5-2** for summary). While there appears to be effective communication between the programs, they each operate and report individually on the type of spill or unauthorized discharge source that the program is designed to uncover. There appears to be a need for a centralized task-force overseeing inspection and information on the City's collection system as it relates to potential spills and unauthorized discharges.

It is therefore recommended that the City implement a new overall risk-assessment based program using the framework described above. This new program (referred to herein as the System-wide Unauthorized Discharge Removal and Inspection Program, aka SUDRIP) will be used to inform and serve as an information hub between individual inspection programs. This will take shape over a number of years as the City continues to investigate its collection systems in detail and evaluates its ongoing needs for inspections. As such, it is difficult to define the long-term requirements for SUDRIP, however, a reasonable place to start is to establish the new program mandate and use it to propose expansions and potential refocusing of the City's current Sewer Lateral Cross-Connection Program and the Risk-Based Proactive Pilot Program.

Expansion and completion of these programs will serve as the initial inspection activities for the separated system and the combined system, respectively. The outfall and sub-catchment prioritization process has already been completed by the City while developing and executing these programs. When these expanded programs are complete, the City can re-initiate the outfall and sub-catchment prioritization phase and determine the next steps for the overall program. This initial conception of SUDRIP is described and evaluated in this section for the purposes for completing a feasibility analysis in response to MECP Order Item #5.2.

The other purposes of SUDRIP will be to serve as a hub for the City's various departments and their ongoing activities on the collection system to share information and maintain a common objective of identifying and correcting potential sources of spills and unauthorized discharges. Several other ongoing City programs and activities will continue to exist outside of SUDRIP but should develop a formal communication protocol and consider using feedback from one-another to incorporate potential sources of spills and unauthorized discharges into their prioritization methodology and budgetary planning. This includes, but may not be limited to:

1. Regulator inspections;
2. Sewer condition assessments;
3. Operational sewer maintenance; and
4. Construction pre- and post- inspection procedures.



100% Study Report to Address Items 5.1 to 5.4 of MECP Order No. 1-142403796 4 Feasibility of Completing a Risk-Based Inspection Program (MECP Order 5.2)

4.2.1 COMBINED SYSTEM INSPECTION PROGRAM

The City has a number of current programs and activities that may be useful in identifying sources of spills and unauthorized discharges within the combined system, including those listed above. Aside from the routine regulator inspections, which are essential to help prevent spills from failure of a known regulator, these other programs and activities generally have other primary objectives than identifying spills and unauthorized discharges, though they can be useful to that end. Prior to 2022, there was not a program in place that specifically targeted potential mainline sewer cross-connections or the discovery of unknown regulators / mainline relief connections (refer to **Section 5.3** for a summary and gap analysis of which current City programs are designed to target various sources of spills and unauthorized discharges).

This missing link is now being addressed as the City has undertaken a Risk-Based Proactive Pilot Program (aka The Pilot Program) in response to issues that were discovered in 2022. The Pilot Program objective is to locate and identify other spills due to mainline sewer cross connections, specifically within the combined sewer area. The Pilot Program has focused primarily in the combined sewer area along the flow paths of the following four "critical subcatchments" for: Wentworth, Birch, Ottawa, and Kenilworth outfalls. The methodology of this program revolves around MH structure inspections along the critical flow paths (i.e. subcatchments to the four critical outfalls) to identify potential mainline cross-connections. Note that these particular subcatchments are considered "critical" because any sanitary sewage that enters these sewer sub-networks will ultimately flow into the Hamilton Harbour. Further details on the Pilot Program are provided in **Section 5**.

To date, the Pilot Program has completed inspections on all MHs on storm sewers that are 600mm in diameter or smaller within the four critical flow paths, as well as any combined sewer MHs directly adjacent to these. This program has been very effective to date, having identified several mainline cross-connections and unknown regulator structures and gained valuable knowledge on where in the combined sewer area these structures may exist. In addition to expanding the Pilot Program to inspect all remaining MHs within the critical storm catchments areas, as per **Table 4-3** it is also recommended that the City complete CCTV videoing of the entire storm sewer network within these critical areas to complement the chamber inspections. The purpose of the CCTV inspections within these critical areas will be to provide a robust, thorough review of these areas to minimize the chance of a missed cross connection. The CCTV reports along with the City's MH inspection reports should be combined into an overall summary report prepared by the City that will summarize the results of the investigation, number of issues identified, and remedial plans or actions taken.

In addition to completing inspections on the larger MHs and CCTV video along the critical flow paths (222 MHs outstanding), we recommend that this program be expanded in the future to cover more outfall subcatchments within the combined sewer area. Most of the other outfalls in the combined system are configured such that any unexpected upstream dry weather flow is directed to the treatment facility (these outfalls generally serve as wet weather relief points). However, in combined sewer areas identified for future sewer separation projects, it would be prudent during the planning and engineering phases of these projects to proactively search for and identify unknown cross connections and regulators within the target subcatchment areas, so that future separation of the combined system does not result in



100% Study Report to Address Items 5.1 to 5.4 of MECP Order No. 1-142403796 4 Feasibility of Completing a Risk-Based Inspection Program (MECP Order 5.2)

unintended dry weather spills or discharges. This phase of the program in the combined sewer area would be considered low priority and can be re-assessed in the future after the investigations into the higher priority areas are completed.

Some potential improvements to the Pilot Program methodology could also be considered as it progresses towards inspecting larger diameter storm sewer MHs (i.e. on sewers greater than 600mm) within the critical flow path, and potentially into other geographic areas. These improvements incorporate some observations from the Gap Analysis discussed in **Section 5** and some additional inspection methodologies available as discussed in **Section 6**. Some potential improvements that will be considered for completion and expansion of the Pilot Program, include the following:

- Formalize documentation procedures:
 - Prepare standard data collection forms / templates;
 - Standardize methods of identifying & recording discrepancies from GIS / as-built records.
- Consider zoom-camera to confirm pipe alignments / flows / potential inflow within pipe span;
- Complete storm MH inspections during dry weather only to better identify unexpected flows;
- Complete newly found regulator inspections during wet weather to evaluate regulator behavior; and
- Conduct sampling and testing of any dry weather flow observed from storm sewers.

4.2.2 SEPARATED SYSTEM INSPECTION PROGRAM

The City's separated sewer area is unlikely to have many (if any) mainline cross-connections and by definition, will not have any regulators. The primary expected source of spills and unauthorized discharges (at least of those that can be easily identified through inspection) in these areas is cross-connections of sanitary sewer laterals into stormwater sewers. To identify and correct these issues, the City has a Sewer Lateral Cross Connection (SLXC) Program that has been ongoing since 2009. The program has evolved to become very robust and effective over the years. The inspection methodology is MH-to-MH CCTV of all local sewers within the separated area where outfall sample results indicate the possibility of cross connections. The program is limited to the separated area as lateral cross-connections are much less likely within the combined area. When residences in the combined area were originally constructed, they would have only had one sewer lateral into the combined sewer system. Storm sewer trunks that were later installed were most likely only capturing roadway runoff and included only leads from catch basins or ditch inlets (i.e., not modifying the existing laterals to the combined sewers).

To prioritize subcatchments, the outfalls are sampled and tested for E. Coli and caffeine, used as human waste indicators. To date, the SLXC program has inspected approximately 75% of the City's separated sewer areas, expecting to be complete the remaining 25% by 2025 (first round inspections of the separated system). Further details on the SLXC Program are provided in **Section 5**.



100% Study Report to Address Items 5.1 to 5.4 of MECP Order No. 1-142403796 4 Feasibility of Completing a Risk-Based Inspection Program (MECP Order 5.2)

As the CCTV inspections for this program approaches full coverage of the separated sewer area, it is recommended that the City promptly complete follow-up sampling and testing of the outfalls (and select MHs within the subcatchments) as a means to verify that issues have been corrected. This activity would serve as the "Follow-Up Screening" step in the "Updated Risk Assessment and Re-Prioritization" phase of the process outlined in **Figure 4-1**. This will inform decision-making on the need to re-inspect areas for cross-connections that were missed or other types of spill and unauthorized discharge sources that may not have been expected in these areas.

4.2.3 RESOURCES AND TIMING

Overall Program (SUDRIP):

Since creation and implementation of SUDRIP is primarily a management and administrative assignment, this is expected to require office staff only. We believe this could reasonably be managed by one full-time employee (FTE) and 50% time support from a junior staff or co-op student. The initial focus of the program could be to implement more robust communication protocols between other programs, as they relate to identifying and correcting sources of spills and unauthorized discharges, and to recommend and oversee expansion of the combined sewer and separated sewer inspection programs described above. The FTE's responsibilities would be expected to evolve over time.

Combined System:

The continuation of the Risk-Based Proactive Pilot Program is assumed to require completely new staff (as the original push was conducted exclusively during overtime hours). The first leg of this program involves completing inspections on the larger storm MHs and adjacent combined MHs along the four critical flow paths (222 storm MHs, and an estimated 186 adjacent combined MHs based on previous ratio of storm vs combined MH inspection: 0.84).

The secondary (and more extensive) expansion of this program will be to conduct inspections on all the remaining storm MHs and adjacent combined MHs within other outfall catchments in the combined sewer area (approximately 2,874 storm MHs and an estimated 2,414 adjacent combined MHs). However, as described previously, since these storm catchment areas typically have downstream control structures in place to keep flows within the combined sewer network and flowing to the WWTP during dry weather conditions, we would recommend the City initially prioritize areas that are identified for future sewer separation projects. In addition, the City will be able to leverage the knowledge gained through MH investigations and sampling work in the four critical flow path areas, to help inform and improve the MH inspection approach the remainder of the combined sewer area moving forward.

Information from the City on the Pilot Program to date suggests that one crew of 2 field staff can generally inspect 1 MH per hour on the smaller sewers. This number should be expected to increase for larger sewers, especially as many of them may require confined space entry. A more reasonable estimate for larger MHs (on sewers > 600mm diameter) may be 2hr per MH, with a blended rate of 1.5hr per MH for the remaining outfall catchments. The following table outlines the remaining requirements and expected duration. The number of years assumes crews are working 8 hours in the field per day for an average of



**100% Study Report to Address Items 5.1 to 5.4 of MECP Order No. 1-142403796
4 Feasibility of Completing a Risk-Based Inspection Program (MECP Order 5.2)**

200 days per year (250 working days accounting for inclement weather, vacation, sick days and office requirements).

Table 4-4: MH Inspections and Estimated Durations for Expanded Pilot Program

	Storm MHs	Combined MHs (estimated)	Total Hours	Estimated Years (1 crew)	Estimated Years (2 crews)
Larger MHs on critical flow paths	222	186	816	0.5	0.25
Remaining MHs in combined sewer area	2,874	2,414	7,932	5	2.5

As shown in the table above, it would take approximately 5 years for a single crew to complete the MH inspections within the combined sewer area.

Separated System:

The SLXC Program is currently expected to complete its first round of inspections in 2025. The City staff and CCTV contractor costs required to complete this is assumed to be already budgeted and available to the City. An added cost for sampling and testing is assumed for completing follow-up outfall sampling at a similar rate as in recent years (\$40,000/year based on 70 locations every 2 years, 3 samples per location). CCTV Contractor costs for any re-inspection will be extra to this, but we recommend that some of the budget and resources available after the completion of the first round of the SLXC program in 2025 be retained for re-inspecting subcatchments that have persisting indicators and for repairing new issues where necessary. Ultimately this program is expected to evolve and subside as more issues are identified and corrected.

Summary:

Table 4-5 below provides a summary of the resourcing needs as a high level annual budget to complete the program expansions outlined above and to implement the new overall program.



**100% Study Report to Address Items 5.1 to 5.4 of MECP Order No. 1-142403796
4 Feasibility of Completing a Risk-Based Inspection Program (MECP Order 5.2)**

Table 4-5: Summary of New and Expanded Program Resource Requirements and Interim Completion Dates

	Overall Program Management	Combined System Program	Separated System Program
Description of Needs	Establish and oversee new program, including reporting and ongoing improvements	Complete remaining storm / adjacent combined MH inspections within combined sewer area	Begin follow-up screening of previously inspected outfalls / subcatchments
Additional Staff Requirements (FTEs)	1 Program Manager FTE	3 WW Collection Staff FTEs shared among programs	
Additional Support Staff	0.5 Co-op / Junior Staff	1.5 Co-op / Junior Staff	
Estimated Additional City Staffing Costs	\$110,000 / yr	\$310,000 / yr	
CCTV Contractor Costs (in addition to current budget)	N/A	\$100,000 / yr	\$40,000 / yr
Additional Sampling and Analytical Costs (in addition to current budget)	N/A	\$20,000 / yr	\$20,000 / yr
Interim Completion Date	On-Going	2028-2029	On-going

It is understood that the City is anticipating spending approximately \$250,000 annually on CCTV and \$40,000 annually on sampling to support the existing SLXC program. The additional resourcing needs provided in **Table 4-5** are in addition to the City’s existing continuing programs, such as their SLXC program needs.

In summary, and to support the additional resourcing in **Table 4-5**, we expect the City would need to **hire or reassign an additional 4 full-time employees and 2 junior engineers or co-op students** to carry out the new and expanded inspection programs described in this section, at an estimated annual program cost of **\$600,000 / year**, in addition to current budgets for the existing programs.



100% Study Report to Address Items 5.1 to 5.4 of MECP Order No. 1-142403796
5 Gap Analysis of City's Current Programs, Procedures & Measures (MECP Order 5.3)

5 Gap Analysis of City's Current Programs, Procedures & Measures (MECP Order 5.3)

The existing programs that are currently implemented by the City of Hamilton that pertain to identifying the previously noted potential sources of spills and unauthorized discharges are described below within the context of geographic coverage, methodology, potential to miss spills/unauthorized discharges, progress to date, and execution speed / inspection frequency. As per the outlined framework above, these key programs will then be evaluated against the components of the Industry Good Practice Framework to develop the Gap Analysis.

A second component of the Gap Analysis, which is presented later in this section, is to review the collection of current programs and their potential for identifying each of the potential sources of spills or unauthorized discharges. This will provide a clearer understanding of which of these sources are well-covered under current or future initiatives and which the City should dedicate more resources towards tracing.

5.1 Summary of Current Programs and Initiatives

The following four (4) existing programs have been identified for review and evaluation based on their relevance in identifying/remediating the potential spills and unauthorized discharges as characterized in Section 2.2. As such, the work contained within these programs will be considered as the primary source of contribution to the City's existing approach in the Gap Analysis in **Section 5.2**. Other routine City sewer works, such as sewer condition assessments, operational sewer maintenance and pre/post construction inspections, also provide incidental identification opportunities. Updates have been made to the standard procedures for these activities to notify the wastewater team and in the future, the SUDRIP program manager.

5.1.1 RISK-BASED PROACTIVE PILOT PROGRAM

Prior to the issuance of the MECP Order, the City of Hamilton initiated a Risk-Based Proactive Sewer Inspection Pilot Program to locate and identify other spills, specifically due to mainline sewer cross-connections. This section provides a description and evaluation of the City's current pilot program and recommends improvements to the program before analyzing the feasibility of expanding it across a larger area of the City.

5.1.1.1 Geographic Coverage and Prioritization

The Pilot Program is focused within the combined sewer area of the City, specifically along the flow paths (upstream sewer catchments) of four critical outfalls: Wentworth, Birch, Ottawa and Kenilworth (see **Figure 5-2** for CSO point locations and these critical flow paths). Any dry weather flow that enters these upstream catchments will discharge directly to the Hamilton Harbour. Therefore, these four outfalls were identified by City staff as the most vulnerable to cross-connections (i.e., having the greatest likelihood of



**100% Study Report to Address Items 5.1 to 5.4 of MECP Order No. 1-142403796
 5 Gap Analysis of City's Current Programs, Procedures & Measures (MECP Order 5.3)**

an upstream cross-connection resulting in an environmental spill). Conversely, many other storm sewers within the combined system serve as storm relief sewers and end up discharging back into the collection system during dry weather where all flow is directed to the Woodward Wastewater Treatment Plant.

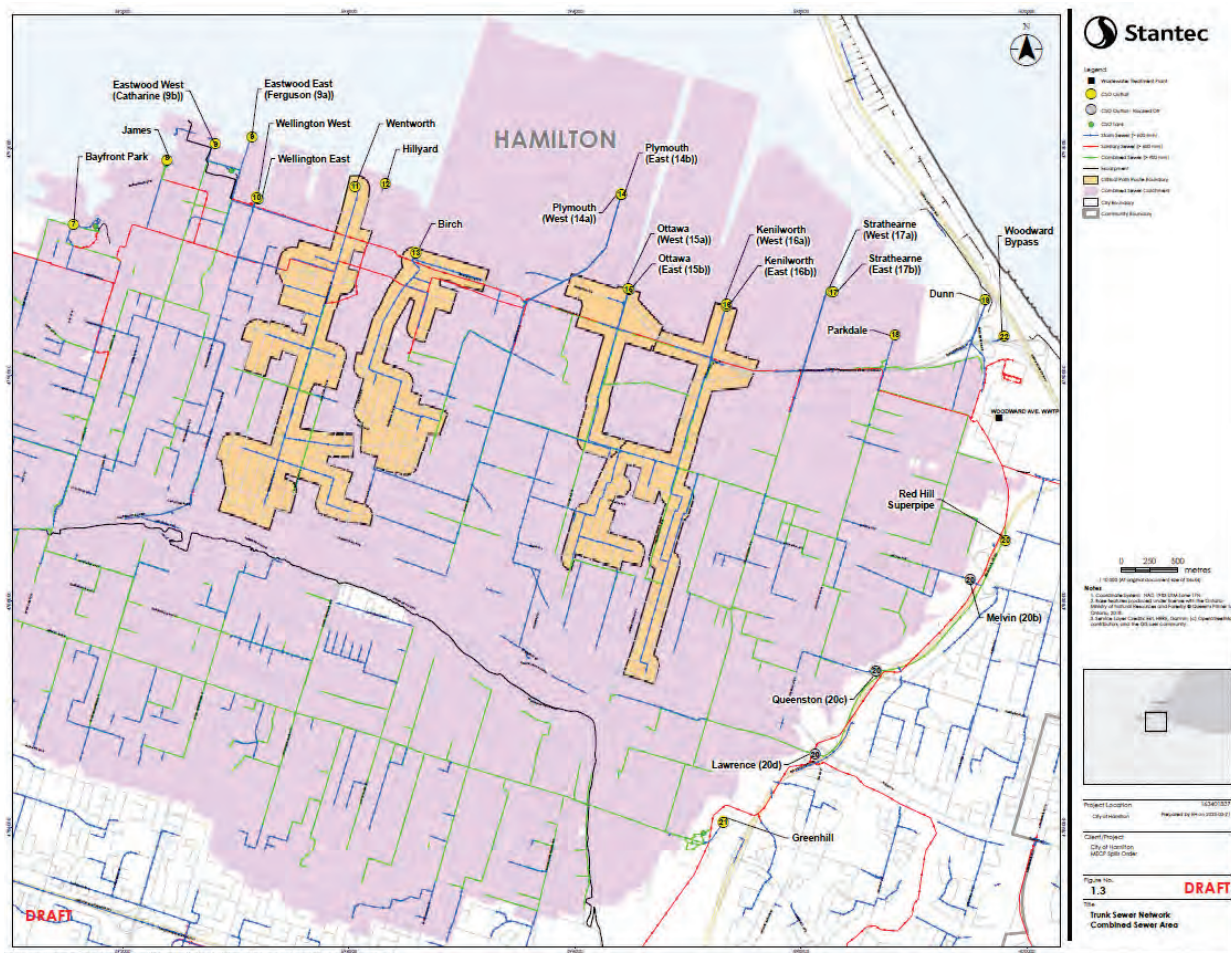


Figure 5-1: Flow Paths for Critical CSO Outfalls

The program is being conducted using City staff only and consists of MH structure inspections along these critical flow paths. As noted above, mainline cross-connections are unlikely to occur along a pipe span as connections of larger pipes (tees, wyes, crosses, etc.) are almost always done at a structure with an access point. All storm sewer MHs along the flow paths are being inspected, as well as any adjacent combined sewer MHs that are within a few meters of the main storm MH's. Only MHs on smaller diameter storm sewers (up to 600mm) along the critical flowpaths are inspected for the pilot program, while there is no restriction on the size of adjacent combined sewer MHs.



100% Study Report to Address Items 5.1 to 5.4 of MECP Order No. 1-142403796 5 Gap Analysis of City's Current Programs, Procedures & Measures (MECP Order 5.3)

5.1.1.2 Inspection Methodology

Before entering the field, City staff review the City's sewer network GIS data and any available as-built drawings on record for the structures to determine expected sewer sizes, types, alignments and number of connections. The storm MH structure inspections are generally completed from surface - hence why only smaller MHs were inspected as the larger sewers are generally deeper and darker, having higher flows and are likely to have intermediary structures such as staged landings. City field staff remove the MH covers and look into the structure to confirm the number of connections to compare with the expectations from GIS and drawings. Approximate sizes and alignments of the connections are also verified. Any signs of live flow in a storm sewer (which is not expected during dry weather conditions) is noted, as well as any other indications of sanitary or combined sewage, such as strong sewage smells or staining. Inspections are completed during all weather conditions, on weekends during daytime hours. No samples of flow are taken for analysis and no video recording or person-entry into the structure is performed.

For the often-larger combined sewer MHs, City field staff completed a video inspection of the MH after visually inspecting. A Go-Pro camera is lowered into the MH using an extendable pole. Video is reviewed in real-time on site to record information and determine whether further inspection is required before proceeding to the next MH location. The video inspection of the combined sewer MHs is also used to find regulators (if present). If visibility is compromised due to depth, darkness or live flow, a follow-up person-entry inspection is performed at a later date. Videos are later reviewed in further detail in the office.

5.1.1.3 Results

A total of 346 storm sewer MHs and 292 adjacent combined sewer MHs have been inspected. During these inspections, nine (9) previously unknown critical regulators were identified, which have the potential to discharge to the environment during rainfalls events. These discharges would be considered unauthorized as the unknown regulators are not currently covered under an Environmental Compliance Approval issued by the MECP. These were added to the City's regulator database and will be incorporated into the biannual regulator inspection program. Additionally, three (3) previously undocumented mainline sewer cross-connections were discovered. These were subsequently repaired.

With these findings, the Pilot Program has been quite effective to date. The methods used and areas targeted in this in this Pilot Program can be considered the start of a subcatchment-specific investigation of the City's combined system that can be effective in identifying spills and unauthorized discharges within the combined sewer area. This program should be adopted under the new overall Risk-Assessment Based framework (the SUDRIP program) as it is progressed and expanded.

Recommendations for expansion of this program, along with a feasibility analysis of such, is provided in the following section. Although it cannot be confirmed whether any cross-connections or other potential spill sources may have been missed within the program area, we believe that these are unlikely as the program focused on smaller diameter sewers with MH's that are generally visible from surface.



100% Study Report to Address Items 5.1 to 5.4 of MECP Order No. 1-142403796 5 Gap Analysis of City's Current Programs, Procedures & Measures (MECP Order 5.3)

5.1.2 SEWER LATERAL CROSS CONNECTION PROGRAM (SLXC)

Between 2001 and 2009, Hamilton Water's Public Works department completed investigations to identify storm sewer outfalls of concern and to isolate sources of E. coli contamination based on the Ministry of Environment's Orders regarding the unauthorized discharge of E. coli contaminated storm water. It was concluded that all storm sewer outfalls within the separated sewer system presented a risk of having improperly (cross) connected sewer laterals to them. In 2009, an official pilot program was initiated for the Sewer Lateral Cross Connection Pilot Program. The objective of this program was to find and repair complete cross connections in the separated sewer system between residential sanitary outputs to storm sewer laterals and thus storm sewer mains, to address the sources of E. coli. In 2016, the program was extended to a permanent Sewer Lateral Cross Connection Program (SLXC) with FTE's assigned to the program.

The program focused on the separate sewer areas of the City and as of 2022, covered most of Hamilton Mountain, parts of Dundas, Ancaster, and Stoney Creek. The prioritization sequence which steers the SLXC program is through the results of the storm sewer outfall sampling assignments as described in the following sections. The following figure depicts the SLXC program activities as of February 2022.



Figure 5-2: Sewer Lateral Cross-Connection Activity Map – February 2022

The SLXC Program identifies outfalls of concern based on sample results for E. coli and caffeine. Based on the results of the outfall sampling, upstream storm sewers of the flow path are inspected via CCTV. Signs of sanitary flow (staining of the pipe walls, visible wastewater flow, etc.) are captured along the storm sewer network and are traced upstream to a residential source. Homeowner participation is requested and once confirmed, a dye test is used to confirm the improper connection and complete cross connections are repaired. As of March 2023, the SLXC has repaired 471 cross connections, successfully diverting over an estimated 105 million liters of sewage, annually, from discharging out to the environment and back into the wastewater collection system for treatment. In addition, effective January 2016, new



**100% Study Report to Address Items 5.1 to 5.4 of MECP Order No. 1-142403796
5 Gap Analysis of City’s Current Programs, Procedures & Measures (MECP Order 5.3)**

subdivision agreements require a dye test to ensure that all sanitary drains in newly constructed dwellings have been properly connected to the sanitary sewer system.

The SLXC program is still currently underway, and the completion of its first inspection round of the separated system will be dictated by the remaining sample results and the corresponding need for further investigation (first inspection round expected to be completed in 2025). A key limitation of the current program is regarding partial cross connections (improper connection of a single sanitary fixture to the storm sewer lateral), which stems from the lack of enforcement and financial incentive for homeowners to repair the misconnection (the repair must be made internally on private plumbing). It should be noted that changes are forthcoming to the Sewer and Drain Bylaw (estimated to be October 2023) specifically for identifying complete and partial cross connections as contraventions with enforcement being added under the Municipal Act.

5.1.3 OUTFALL INSPECTION PROGRAM

The outfall inspection program (outfall sampling assignments) is a component of the SLXC program implementation. However, it has been broken out as an individual program for evaluation as outfall inspections and sampling are a crucial first step in allocating the limited resources for the SLXC program. Since the permanent implementation of the SLXC program in 2016, outfall and associated MH sampling works were scoped and conducted by consultants and contractors. A summary of the information obtained to date by the City of Hamilton is presented in **Table 5-1** below.

Table 5-1: Summary of Outfall / MH Sampling Projects

Outfall/MH Sampling Project	Date of Sampling and Company	Scope	Results
City of Hamilton Upper Ottawa Outfall Dry Weather Sampling	May 2016 – Oct 2017 Calder Engineering Ltd.	812 storm MHs Inspected for E. coli (visual and laboratory test) in Central Hamilton (between Garth Street, Upper Ottawa Street, Mohawk Rd East, and Rymal Rd West)	Cases of Contamination: 52 – via visual inspection 36 – via laboratory testing (10.8% of total)
City of Hamilton 2018/2019 Outfall Sampling Program	March 2019 – March 2020 Calder Engineering Ltd.	Dry weather sampling of 101 storm sewer outfalls for E. coli/cafeine in the City of Hamilton (all over Hamilton, Stoney Creek, Flamborough, Dundas, and Ancaster)	Outfalls with detected E. coli concentrations above 10,000 CFU/100mL (or 5,000 + CFU/100mL E. coli & 0.5+ positive cafeine indication): 24 of 101 (2 of which were noted with sewage odor)
City of Hamilton Storm Sewer Outfall Sampling for E. coli –	Nov 2021 – June 2022 Aquafor Beech Ltd.	Inspections and variable weather monitoring of 61 storm sewer outfalls	9 cases of Positive Human marker (HF183)



**100% Study Report to Address Items 5.1 to 5.4 of MECP Order No. 1-142403796
5 Gap Analysis of City’s Current Programs, Procedures & Measures (MECP Order 5.3)**

Outfall/MH Sampling Project	Date of Sampling and Company	Scope	Results
Sewer Lateral Cross Connection Program		primarily within Ancaster and Dundas	
City of Hamilton Storm Sewer Outfall Sampling and Monitoring Program Category 9 Roster Assignment	2022 – 2024 WSP	Inspections and sampling of 80 storm sewer outfalls across Flamorough, Glanbrook, and Stoney Creek to determine if cross-connections are likely within the upstream sewer shed area	Efforts are currently on-going

Sampling of storm outfalls have taken place all throughout the City of Hamilton, however, most of the effort was focused in the separated sewer system area as aligned with the primary objective of the SLXC program.

5.1.4 CRITICAL REGULAR INSPECTION PROGRAM

As previously mentioned, the combined sewer system area features 195 known critical regulators, which divert excess combined sewage from the wastewater collection system towards one of the City’s twenty-two (22) authorized combined sewage outfall locations. It is worth noting that 2 of the 4 potential sources of spills and unauthorized discharges are directly related to the state of the critical regulators (failed/unknown), as described in **Section 2.2**. The asset management of these combined sewer flow regulators was initiated in 2019, in which asset information was gathered on any structure that functioned as a flow regulator in the combined sewer system. Over 900 regulators were identified, and the flow path of each asset was traced to determine whether a regular was deemed critical (overflow correlates to outflow to natural environment) or non-critical (overflow ends up back in combined collection system). There are currently 751 non-critical regulators recorded and subject to an annual inspection schedule, and the 195 identified critical flow regulators are inspected twice a year for condition and flow characteristics.

The City of Hamilton maintains a critical regulator log that contains the asset name, associated outfall, street address location, and the type of structure. Within the City of Hamilton collection system, a majority of the critical regulators are within Hamilton, as previously shown in **Table 2-1**.

In response to the findings of the on-going inspection program which utilizes confined space entries as well as Go Pro inspections, 23 structural weir repairs were completed between January 2020 and as recently as February 2023. The types of repairs included the full replacement of corroded boiler plate weirs (metal) with PVC, rehabilitation of deteriorating weir walls via parging with hydraulic cement, and parging of leaking inlet/outlet connections to seal off spilling.



100% Study Report to Address Items 5.1 to 5.4 of MECP Order No. 1-142403796
5 Gap Analysis of City's Current Programs, Procedures & Measures (MECP Order 5.3)

5.2 Gap Analysis between Current Programs / Initiatives and Industry Good Practices Framework

As stated previously, the City of Hamilton has looked to Industry Good Practices to provide a basis to guide the development and implementation of an effective and well-managed spills management and unauthorized discharge elimination program. This is evident through the summary of the various programs in the above section.

Section 4.1 describes an approach that is based on proven good practice guidance documents and methodologies followed by agencies in both North America and the UK in tackling the problem of combating spills and unauthorized discharges, which is common to most operational systems. The following table is a qualitative summary of the evaluation of the current programs and initiatives analyzed against the components of the Industry Good Practices framework.

A summary of the recommendations from this evaluation is provided until Section 5.3.



100% Study Report to Address Items 5.1 to 5.4 of MECP Order No. 1-142403796
5 Gap Analysis of City's Current Programs, Procedures & Measures (MECP Order 5.3)

Table 5-2: City of Hamilton's Existing Programs Evaluated Against Industry Good Practices

Program Components of Industry Good Practices	City of Hamilton's Current Approach	Recommendations
<p>1. Problem Definition and Program Goals</p>	<p>The City of Hamilton Public Works Department has been diligently searching for, and correcting potential unauthorized discharges and spills through a variety of programs over the past decades. As per the Surface Water Quality Program – A Framework Report Outlining the Program Details (June 2022), "This Surface Water Quality Program (SWQP) Framework is the starting point for the City in gaining a holistic understanding of its receiving waters and the potential impacts from various City assets within the storm and wastewater collection and treatment system. Hamilton's goal is to build a baseline understanding of ambient surface water conditions over time, develop open communications and transparency with various partners, and respond to and investigate any water quality anomalies that may be due to infrastructure malfunctions and standard operating conditions. Based on this overarching objective, the Hamilton Water Division has been operating programs such as the SLXC and Risk-Based Pilot Program, as well as performing routine inspections at critical regulators and outfalls.</p>	<p>As shown in Table 5-3, the current efforts by the Hamilton Water Division collectively contribute to identifying/remediating all the various potential sources of spills and unauthorized discharges. The four (4) types of spills and unauthorized discharges in question are described in Section 2.2. It is recommended that current efforts and programs be consolidated into sub-branches of a new holistic Hamilton Water program that identifies the four (4) previously described types of spills and unauthorized discharges as the Problem Definition (the main targets of focus), and define the Program Goals to create, enhance, and implement on-site programs to identify and repair the targeted spills and unauthorized discharges. More suggestions regarding the new holistic program are mentioned in the recommendations pertaining to Program Governance Structure.</p>
<p>2. Program Governance Structure</p>	<p>The City of Hamilton Public Works Committee currently oversees the operations of the Hamilton Water Division. Within this structure, standards and programs such as the Wastewater Quality Management System (WWQMS), SLXC, and SWQP, are developed and implemented. However, within the context of field-investigation programs, there is a need for improvement to consolidate the combined sewer system and separated sewer system efforts into one umbrella that is governed with an objective to combat all types of spills and unauthorized discharges in the City of Hamilton.</p>	<p>It is recommended that the City of Hamilton, under the governance of Hamilton Water, organize the capital resources, time, and FTE staff into one "mother program" that focuses on the investigation and remediation of spills and unauthorized discharges, as previously noted in the recommendations pertaining to the Problem Definition and Program Goals. Under one unified umbrella, the existing programs (e.g., SLXC, Risk-Based Pilot Program, Outfall Inspections, and Critical Regular Inspections, etc.) may become the main branches that make up the mother program, as described in Section 4.2. Having one unified mother program that is dedicated towards the one main objective (combating spills and unauthorized discharges in the City of Hamilton) will enhance clarity associated with staffing, planning operations, and coordination with multi-disciplinary works. The mother program should be championed with a FTE staff member to oversee, prioritize, and delegate reconnaissance/repair fieldworks. Suggested title of the mother program: System-wide Unauthorized Discharges Removal and Inspection Program (SUDRIP).</p>
<p>3. System Characterization</p>	<p>The City of Hamilton has a strong understanding of their current system and how it operates.</p> <p>The overall sewer system is generally divided into the combined sewer area (urban core) and the separated sewer area (peripheral areas). Based on the characterization of the system, varying sources of spills and unauthorized discharges are expected (e.g., efforts to find failed critical regulators would be focused in areas with a need for critical regular – combined sewer system). The City's current programs and activities to identify these sources use knowledge of their sewer system to focus their efforts. Further description of the system is provided in Section 2.</p>	<p>Having a well-defined and characterized system allows municipalities to maximize efficiency in terms of the scope of the program and the desired outcomes. This is achieved through a thorough evaluation of what can be done and what should be done within the scope of the defined program. The effectiveness of the implemented investigation strategy will vary considerably from one system type to another. In the case of the proposed System-wide Unauthorized Discharges Removal and Inspection Program (SUDRIP), the various activities (made up of current and future programs) should continue to target the areas of the City that are most relevant to the type of spill and/or discharge source that the activity is intended to identify. As these programs and the overall system evolve, system characterization should be re-investigated to ensure efforts can continue to prioritize the proper areas.</p>
<p>4a-c. Strategic Risk-Based Prioritization Process – Outfall Risk Assessment and Prioritization to Prioritized Sub-Catchment Strategic Investigations</p>	<p>The City currently follows a risk-based outfall and sub-catchment prioritization process.</p> <p>It has been noted by the Hamilton Water Division staff that the Outfall Sampling Program prioritization has evolved over time. The program first started in the Chedoke Creek sub-watershed area due to local water quality concerns and then moved to Red Hill Creek Watershed for the same reasons. From there, the program filled in the remaining areas on the Hamilton Mountain and lower Stoney Creek as they had a similar infrastructure profile to those initial areas of concern.</p> <p>From 2019 onwards, the outer areas were sampled (Ancaster, Dundas) and then prioritized based on sample results as the focus shifted toward completing a first "low hanging fruit" type pass through the entire separated system.</p> <p>In 2023, it is planned to finish sampling the system by looking at the newest development areas (Binbrook, Waterdown, S/E Hamilton Mountain) and prioritized CCTV inspections are likely to be complete during/by 2025.</p>	<p>Figure 4-1 outlines the process by which a system-wide program can be feasibly managed by employing a risk-based prioritization and strategic source identification methodology. The process is designed to prioritize and focus efforts on outfalls at greatest risk of being impacted and by addressing those sources that have the potential for causing the greatest impact on those outfalls. It may be preferable to structure distinct streams of work for combined and separated sewer system outfalls given that the inherent risks and investigation strategies for each will differ. While the City currently appears to follow this approach informally, the implementation of a new SUDRIP program would allow it to formalize this strategy.</p> <p>The City of Hamilton currently aims to finish the sampling the system in 2023. Therefore, the outfall risk assessment and prioritization strategies laid out in Section 4.1 are recommended to be adopted for future prioritization efforts, and within the SUDRIP. In essence, a "Plan-Do-Check-Act" feedback loop is created and maintained, starting from the desktop risk assessment of the outfall risk assessment and prioritization step, to the updated risk and re-prioritization step in which follow up screening, annual reporting, and other field reconnaissance data is used to update the desktop risk assessments.</p>



100% Study Report to Address Items 5.1 to 5.4 of MECP Order No. 1-142403796
5 Gap Analysis of City's Current Programs, Procedures & Measures (MECP Order 5.3)

Program Components of Industry Good Practices	City of Hamilton's Current Approach	Recommendations
<p>4d. Prioritized Source Removals</p>	<p>The City's current programs include a source removal strategy.</p> <p>In the case of the existing SLXC program, once the source of contamination has been identified, the following four steps are taken:</p> <ul style="list-style-type: none"> • Letters to Homeowners Requesting Participation • Dye-Testing and Sewer Lateral CCTV Inspections • Engineering Investigations for Corrective Action • Sewer Lateral Cross Connection Corrections <p>The Pilot Program identified several previously unknown critical regulators and led directly into efforts for inspection and rehabilitation.</p>	<p>It is recommended that the City continue their source removal strategy and formalize it into the new SUDRIP program.</p> <p>The flowchart as depicted in Figure 4-2 is recommended to be followed once a source of unauthorized discharge or potential spill has been identified (Flow Chart for Corrective Action). Sources of discharges or spills will either be on the publicly owned and operated system or located on private property. Sources located on the public system fall under the jurisdiction of the system owner and can thus be readily addressed using public funds. Access to investigate and then remove sources on private can be challenging, costly, and require significant time and resources to complete. Some of the greatest challenges to removing sources from private property are related to legal and policy issues, enforcement of by-laws, engaging the property owner in the program through education, and establishing equitable means of funding of private side remedial measures.</p>
<p>4e. Re-assessment and Re-prioritization</p>	<p>In the case of the existing SLXC program, once a correction has been made, the case is deemed complete and closed. In summary, the SLXC currently lacks a "repeat sampling" or validation step in its current process.</p> <p>The Pilot Program is too new to comment on this step.</p>	<p>The SLXC program doesn't focus on the re-assessment & re-sampling of the sewer network to confirm the elimination/reduction of unauthorized discharge from areas previously covered. As per the flowchart for Corrective Action (Figure 4-2), it is imperative that a step to "confirm elimination of contamination source" is conducted after the actual work to eliminate the source. This step either allows for the confirmation of the contamination source being fully eliminated, or provides for an opportunity to issue the second Work Order or Notice of Violation (NOV). Once again, the essence of the process would be to create the "Plan-Do-Check-Act" feedback loop and reinforce the process such that the loop is maintained.</p>
<p>5. Program Management Tools</p>	<p>As previously noted, the existing City of Hamilton programs that are directly relevant to identifying and remediating spills and unauthorized discharges are independently operated by the Hamilton Water Division under the Public Works Department. However, as made evident by the recommendation to unite the programs under one umbrella, the programs are operated independently, and without the use of established data management tools that combines the data derived from investigating/remediating the combined and separated sewer systems.</p>	<p>It is recommended that the SUDRIP consider adopting established enterprise data management and analytics platforms. Business insights beyond system operations can now be generated in real-time through computer assisted analytics that can be applied to multiple and disparate data sets. Such systems enable the integration of data source and interoperability of applications for near-real-time decision making. This includes integrating business (IT-GIS/CMMS/CRM/AM/LIMS) and operational (OT-SCADA) technologies for application use. The key benefits are listed below:</p> <ul style="list-style-type: none"> • Enables a connected & insightful workforce • Enhances the ability to abstract, share, and visualize information • Enhances the ability to analyze and interpret data • Provides for better informed decision making and program/project execution
<p>6. Resources (Staff and Budget)</p>	<p>As previously noted, the existing City of Hamilton programs that are directly relevant to identifying and remediating spills and unauthorized discharges are independently operated by the Hamilton Water Division under the Public Works Department. However, as made evident by the recommendation to unite the programs under one umbrella, the programs are operated with the resources available at the time of implementation under the Hamilton Water Division's control and staff are generally not fully dedicated to the programs (not FTEs for the program).</p>	<p>Under the SUDRIP team structure, it is recommended that an FTE program manager is dedicated to the program to oversee and manage all branches of the program. Under the dedicated program manager/leader, it is recommended to create a team of 3 FTE SUDRIP staff that can assist with leading the sampling efforts, coordination of inspections, CCTV work, and be the information controllers to help maintain consistency in documentation and record keeping. In addition to full-time City staff, co-op students can be incorporated into the team to reduce labour costs. This model can be compared to the City of Toronto's (Toronto Water) Outfall Monitoring Program (OMP), in which the program is championed by a dedicated supervisor and is operated by a staffing team of 1 manager, 2 FTEs, and 3 co-op students. The recommendation to build on the existing SLXC and Pilot Programs and the staffing upgrades needed to maintain those programs under the SUDRIP umbrella are explored in Section 4.2.3.</p>



100% Study Report to Address Items 5.1 to 5.4 of MECP Order No. 1-142403796
5 Gap Analysis of City's Current Programs, Procedures & Measures (MECP Order 5.3)

5.3 Gap Analysis between Current Programs / Initiatives and Potential Sources of Spills & Unauthorized Discharges

Table 5-3 below summarizes the relevant inspection-related programs and initiatives and scores them in terms of their potential to identify each type or source of potential spill or unauthorized discharge. This Gap Analysis is under development. A discussion will follow on the types of spills and unauthorized discharges that are most or least likely to be discovered through the City's current programs. This will be used to recommend focus of programs and future allocation of resources.

Table 5-3: Overview of City's Current Inspection-Related Programs and Initiatives (Scores: 0 – Ineffective, 5 – Most Effective)

Program	Years Active	Areas Covered	% of City Covered	% of Program Complete	Potential to Detect Spills and Discharges			
					Main Line XC	Lateral XC	Failed Regulator	Unknown Regulator
Risk-Based Proactive Pilot Program	2022-current	Hamilton Core	~40%	100%	4	1	1	5
Sewer Lateral Cross-Connection	2009-current	Hamilton Dundas Ancaster Stoney Creek	~80%	~75%	1	5	0	1
Outfall Inspection Program	2016-current	Hamilton Flamborough Dundas Ancaster Stoney Creek	~90%	~80%	2	2	2	2
Critical Regulator Inspection Program	2019-current	Hamilton Flamborough Dundas Ancaster Stoney Creek	~90%	2x annually	0	0	5	1
- Sewer Condition Assessments - Operational Sewer Maintenance - Construction Pre / Post Inspection	Ongoing	Entire City	100%	Ongoing	1	1	1	1
Total Scores					7	7	8	7



100% Study Report to Address Items 5.1 to 5.4 of MECP Order No. 1-142403796 5 Gap Analysis of City's Current Programs, Procedures & Measures (MECP Order 5.3)

As shown by the total scores presented in **Table 5-3**, when all the individual programs are considered together in the context of their potentials to detect spills and discharges, there is no apparent blind spot (collectively speaking, all sources of spills and discharges have a strong way to be found and repaired). A limitation of this quantitative gap analysis table is that the effectiveness of past and current inspection programs to identify spills and unauthorized discharges cannot be verified because the true number of these conditions is unknown. Unless multiple programs were completed in quick succession, there is no way to confirm whether spills or unauthorized discharges were missed by the inspection program, or whether they simply did not exist.

In summary, there is no specific need for a new program to target one of the spills/discharge types, however, as presented in **Table 5-2**, it would seem natural to unite all the existing programs under one umbrella. The above is essentially an evaluation of the proposed System-wide Unauthorized Discharges and Removal Inspection Program (SUDRIP). Under the SUDRIP, each of these programs should be reinforced with a Plan-Do-Check-Act feedback loop (within the outfall prioritization process, as well as within the re-assessment and re-prioritization processes), as noted in **Table 5-2**. In summary, under the proposed SUDRIP:

- Each main branch (i.e., current programs) should undergo a system characterization evaluation to ensure that each program is defined and scoped in a way that makes the most efficient use of available resources and geographical coverage (Table 5-2, Item 3 – System Characterization)
- Incorporate a reiterative components of the program to re-prioritize outfall and catchment / sub-catchments as detection and removal efforts continue (Table 5-2, Item 4e – Re-assessment and Re-prioritization)
- A team of FTE SUDRIP staff should operate these programs with an assessment / re-assessment, prioritization/ re-prioritization framework (Table 5-2, Item 7 – Resources)
- Make use of established enterprise data management and analytics platforms (Table 5-2, Item 6 – Program Management Tools).



100% Study Report to Address Items 5.1 to 5.4 of MECP Order No. 1-142403796
6 Additional Physical and Analytical Inspection Programs (MECP Order 5.4)

6 Additional Physical and Analytical Inspection Programs (MECP Order 5.4)

As part of the gap analysis in **Section 5.3**, Stantec completed a holistic review of the City's ongoing programs to identify potential spill(s) and unauthorized discharges from the City of Hamilton sewage system. The purpose of the section herein is to review additional physical and analytical inspection programs that the City may consider for enhancements or additions to their existing programs, procedures and measures to inspect, monitor and identify spills and unauthorized discharges. Stantec consulted with internal Stantec staff with extensive experience in Illicit Discharge Detection and Elimination (IDDE) approaches, methodologies and technologies, inclusive of experience in Canada, the United Kingdom, and the United States. Stantec also reached out to a municipality who has used one of the techniques mentioned herein (canine scent tracking), for further clarification on their experience using this technique. Stantec compiled a list of potential physical and analytical inspection technologies, measures and methods for the City's further review and consideration. The following provides a general overview of each technology that was reviewed.

6.1 Field-Based Sampling

6.1.1 QUANTITATIVE POLYMERASE CHAIN REACTION (QPCR)

Traditional fecal indicator bacteria (FIB) tests that culture total coliforms, fecal coliforms, *E. coli*, or *Enterococci* is widely recognized. However, there are limitations as the traditional FIB tests are not specific or sensitive and can have a high percentage of false positive and false negative results. Specific organisms can be detected using Polymerase Chain Reaction (PCR). Quantitative PCR (qPCR) is performed by amplifying DNA using fluorescent tags, which can be more sensitive and specific compared to the traditional FIB tests to determine the presence of fecal or sewage contamination. To date, the most promising use of qPCR technology is to test for total *Bacteroides*, human *Bacteroides*, and human Polyomaviruses (HPyVs). *Bacteroides* species are anaerobic bacteria that only presents in fecal contamination with a huge concentration in feces, unlike *E. coli* and *Enterococcus* species which are not specific to feces only. The enormous concentration of *Bacteroides* in feces also make testing more effective and easier than using FIB culture tests. HPyVs are even more specific than *Bacteroides*, since it can only be found in human urine. QPCR testing results can be available within 24 hours or less, it is much also much quicker than cultured-based testing, which typically require 10-14 days to complete testing. To track illicit discharge within a stormwater system, qPCR appears to be much more effective compared to traditional FIB tests, however, it can be costly, so there is a need for better approaches to strategically select the testing locations. If not already used, the City may consider using qPCR testing to enhance their sampling program.



100% Study Report to Address Items 5.1 to 5.4 of MECP Order No. 1-142403796
6 Additional Physical and Analytical Inspection Programs (MECP Order 5.4)

6.2 Field-Based Physical Investigations/Test

6.2.1 DRY WEATHER SAND BAGGING

Where outfall sampling indicates contamination and minimal to no continuous flow is observed during DWF, sandbags can be placed in storm MHs from upstream and proceed downstream to capture and sample for possible lateral cross connections. If flow captured by the sandbag was tested and has results that identify no contamination, then the upstream segments are assumed to be clear of contamination and field crews can proceed to the next strategic MH. Field test kits are used to determine if sewage is contaminated, as indicated by detection of ammonia, surfactants, or total residual chlorine greater than 3.4 ppm. MH should be strategically selected until it is possible to isolate a section with illicit connection(s) to identify source(s) of contamination. Note that sand bagging may not be appropriate due to standing water when there is too much flow in storm drains to allow sandbagging, then dye testing can be used instead, however, dye testing would cost more than sandbagging and require a greater level of effort as the field crew will need to coordinate to get access to the buildings.

6.2.2 DYE FLOODING

Dye flooding involves the isolation of a segment of mainline sewer to find cross connections between storm and sanitary, as opposed to dye testing which injects dyed water in a potential source of cross-connection (e.g. lateral, drain, etc.). Dye flooding is typically done in conjunction with CCTV where a segment of the storm sewer is isolated and flooded with dyed water to see if it comes out in the sanitary (or in the City's case, between the combined and storm relief sewers). This method could be used as a follow-up test to find or confirm intermediate sources of cross-connection that are not visible from surface and suspected based on CCTV results.

6.2.3 CANINE SCENT TRACKING

Canine scent tracking involves using trained dogs to scent the human sources of bacterial (e.g., E. coli) in a storm drain system or waterbody. Environmental Canine Services (ECS) in the United States has trained dogs to identify and track illicit sewage discharges. This method is cost-efficient and provides a rapid result in the field, however, this program currently may not be available in Canada. Dogs can indicate the presence of human waste by either barking or sitting. One literature review of diverse scent source types reports high specificity (82 to 100%; most sources .96%) and sensitivity (75 to 100%; most sources .87%) for canines and their trained target sources (Helton, 2009). Stantec contacted a municipality in the United States who has used canine scent tracking as a pilot as part of Illicit Discharge Detection and Elimination program. The following pros are identified with using canine scent tracking for detection of illicit discharges including:

- Cost-efficient.
- Provides immediate rapid results (i.e., detection of human waste) in the field.
- Ability to quickly investigate locations and help prioritize which locations to complete sampling.



100% Study Report to Address Items 5.1 to 5.4 of MECP Order No. 1-142403796 6 Additional Physical and Analytical Inspection Programs (MECP Order 5.4)

- More successful for screening outfalls for human waste where the outfalls are spread apart from each other.
- Dogs have strong sensitivities and can detect low levels of human waste. Dogs typically become more animated when higher levels of human waste are detected.

Several challenges were identified by this municipality with using canine scent tracking to detect illicit discharges, which included:

- Dogs can make mistakes and can be distracted by outside influences, particularly in noisy, busy and urban areas.
- Dogs have varying sensitivities and cannot determine what they are identifying in the field, only that they have identified something.
- The level of sewage cannot be measured, this methodology detects if sewage is present or not.
- Sampling may still be required to verify results.
- Dogs get sick which can cause delays.
- Trained and experienced canine handlers are required.
- Water Environment Research report titled "The Canine Scent Detection and Microbial Source Tracking of Human Waste Contamination in Storm Drains" dated June 2014, noted that the dogs accurately identified human waste which was verified by PCR testing. However, there were some false positives by the dogs, later verified by PCR testing. In addition, the report noted that no false negatives were identified in this study (i.e., where dogs indicated that human waste was not present, the PCR testing verified these results). In conclusion, the report noted that canine scent tracking provides immediate field results, unlike other methods and that the quantitative approach can greatly assist in locating contamination problems at a low expense (Van De Werfhorst, 2014).

6.2.4 CCTV ON STORM RELIEF SEWERS

Within the formerly combined areas, the City of Hamilton has numerous storm relief sewers that are connected to combined sewers. Those storm relief sewers are critical as they have high likelihood of cross-connections or system failure of unauthorized discharges and/or spills. The use of mobile video cameras that are guided remotely through those storm relief sewers to observe and note possible illicit discharges can be effective for finding continuous potential illicit discharges and/or unaccounted for connections, however, it will be difficult to identify "blind cross-connection" (e.g. between two MHs with no surface access/visibility). While this tool is definitive as it provides real-time data and high-quality images/videos back, but when used in isolation it can be relatively costly and time consuming when compared to other source isolation techniques. Ideally, targeted CCTV videoing is used in conjunction with sampling and MH investigations where cross connections are suspected to exist.



100% Study Report to Address Items 5.1 to 5.4 of MECP Order No. 1-142403796 6 Additional Physical and Analytical Inspection Programs (MECP Order 5.4)

6.2.5 CHEMICAL INDICATORS

Although the most common source of contamination in illicit discharge is wastewater, other sources, such as washwater (contains detergents), can contribute as well. It is also useful to identify tap water presence in the storm system to identify water system leaks and reduce chlorine and fluorine that discharges to the environment. Chemical indicators (such as Fluorescein or Rhodamine Dye) can be used to identify a specific type of discharge and potential cross-connections. Samples collected from outfalls or pipes, along with techniques to store and preserve them for subsequent laboratory analysis will identify the presence of chemical parameters. The following are the typical chemical field parameters that can identify potential illicit discharges. No single indicator is perfect, a combination of testing different parameters is often the best approach. List below are several indicators and what they can detect, as described in the Detection of Wastewater Contamination Technical Paper dated 2019 (Barker et. al., 2019):

- Ammonia – Good indicator of wastewater, however, volatilizes easily.
- Boron – Potential indicator of any discharge containing detergents.
- Chlorine – Can identify tap water presence.
- Fluorine – Since tap water is fluoridated in most communities, fluoride can often distinguish tap water from groundwater.
- Nitrogen/Phosphorus – An in-stream parameter to identify large-scale wastewater contamination.
- pH – Identifies some industrial discharges.
- Potassium – Excellent indicator of industrial discharges.
- Detergents – Surfactants: Surfactants (found in detergents) can distinguish an illicit discharge from other natural water or tap water because surfactants are not typically found in groundwater.

6.2.6 FLOW MONITORING ON STORM RELIEF SEWERS

The sewer monitoring programs provide real-time flow, depth and velocity measurement at different time intervals at MHs. Typically, a third-party vendor will be responsible for overall data QA/QC, including daily review, maintenance, and activity logs, and sensor verification measurements. The selection of the MH for monitoring station also need to consider site access, hydraulics (i.e. avoid bends, drop structures), upstream land use and size of drainage area, known construction/ maintenance conflicts, and the identification of back-up secondary/tertiary sites to optimize installation time. The City of Hamilton can consider putting flow monitoring stations at the critical regulators next to the storm relief sewers that diverts combined sewage overflow to the CSO outfalls to identify any potential unknow critical regulator failures. Storm relief sewers typically should only discharge combined overflow during rainfall events, monitoring critical regulators could identify any dry weather (sanitary) flow that occurs at the cross-connections. Additionally, the monitoring data can also be used for model calibration.



**100% Study Report to Address Items 5.1 to 5.4 of MECP Order No. 1-142403796
6 Additional Physical and Analytical Inspection Programs (MECP Order 5.4)**

6.3 Microbiological

6.3.1 RAPID COLIFORM TEST

Rapid Coliform test is a fast test to simultaneously detect both total coliforms and E.coli in water samples to provide results within 18 hours (Xebios Diagnostics GmbH, n.d.). According to research, suppliers that carry rapid coliform testing kits to test water contamination are Colikat Rapid and 3M™ Petrifilm™ Series, which uses either a plate or a tray to put the water sample into that will turn sample into yellow if coliforms are presented, if it shows fluorescence under UV-light E.coli is presented (Xebios Diagnostics GmbH, n.d.). The number of coliforms or E.coli in the sample can be estimated by counting the number of the squares that turned yellow or showed fluorescence under UV-light (Xebios Diagnostics GmbH, n.d.). Colikat Rapid is designed to test the surface water and wastewater samples, however it appears that it is only available in Germany. 3M™ Petrifilm™ is available to purchase in Canada but it is more direct to be used within the food safety industry, using it for the purpose of stormwater contamination testing should be verified with 3M™ Petrifilm™.

6.3.2 LAB-BASED MICROBIOLOGICAL

Lab-based microbiological is widely used procedure that sampling water and applying testing techniques to identify and quantify microbiological organisms in a water sample. One of the most effective ways to check water sample for fecal contamination is microbiological analysis, instead of carrying out separate tests for each potential pathogens, viruses, or parasites that might be in the water (Rapid Microbiology, n.d.). Coliform has the characteristics of allowing for “easy isolation, detection and enumeration in the lab and are good standard for microbial water testing” (Rapid Microbiology, n.d.). The microbiologist typically would look for count of fecal coliforms such as E. coli, whose only habitat is the intestine as the ideal indicator of fecal contamination (Rapid Microbiology, n.d.). “The presence of fecal streptococci/Enterococci is also evidence of fecal contamination” (Rapid Microbiology, n.d.). “Conventional testing methods may also give false positive, in that case, additional testing may be required” (Rapid Microbiology, n.d.).

6.3.3 SEQUENCE-BASED GENETIC

Sequence-based genetic has been developed to establish evidence of fecal contamination in surface freshwaters through alternative DNA-based indicators (Tan et. al., 2015). Sequencing methods targeting small subunit (SSU) rRNA hypervariable regions have allowed identification of signature microbial species that serve as bioindicators for sewage contamination (Tan et. al., 2015). The microbiomes associated with sewers were predominantly unique compared to those associated with animal hosts, surface freshwaters and other environmental sources (Tan et. al., 2015). For example, qPCR, analysis of profiles of microbial SSU rRNA genes, and use of bacterial taxonomic groups identified through next-generation sequencing (NGS)-based surveys are the few methods that has been used for detecting human microbial species in sewer system (Tan et. al., 2015). Since this is one of the newer technologies in the market, it is recommended that the City confirm which laboratories, if any provide this type of analysis in Ontario.



**100% Study Report to Address Items 5.1 to 5.4 of MECP Order No. 1-142403796
6 Additional Physical and Analytical Inspection Programs (MECP Order 5.4)**

6.4 Summary

These technologies were reviewed based on Stantec’s experience and knowledge of the industry as well as high level desktop research completed as part of this assignment. **Table 6-1** provides a summary of each technology and analytical inspection program, and a high-level summary of its local availability, effectiveness/timeline and cost impact. Stantec has also provided recommendations on which technologies to carry forward as part of SUDRIP. It is noted that the details provided are based on high-level review, and it is recommended that the City further review these technologies for suitability in the City’s existing programs as well as validate the availability and accessibility of these technologies should the City be interested in pursuing these further.

Table 6-1: Potential Physical and Analytical Inspection Program Summary

Program	Previously Implemented by the City	Locally Available	Effectiveness/ Timeline	Cost	Comments	Recommended for Implementation
Field-Based Physical Investigations						
Dry Weather Sand Bagging within storm sewer MHs	Yes	Yes	Effective	\$	As noted in Table 4-3, sandbagging can be used as part of a follow up investigation if necessary.	✓
Dye Flooding	Yes	Yes	Moderately Effective	\$	The City may consider implementing dye flooding as a trial as part of the SLXC program.	✓
Canine Scent Tracking	No	Unlikely	Less Effective	\$	Cost-efficient and provide rapid results in the field, however, likely not currently available in Canada.	✗
CCTV Storm Relief Sewers	No	Yes	Less Effective	\$\$	Low likelihood but high severity if major sewer cross-connection is found. The City may consider completing CCTV of storm relief sewers within critical within storm outfall areas.	✓



100% Study Report to Address Items 5.1 to 5.4 of MECP Order No. 1-142403796
6 Additional Physical and Analytical Inspection Programs (MECP Order 5.4)

Program	Previously Implemented by the City	Locally Available	Effectiveness/ Timeline	Cost	Comments	Recommended for Implementation
Chemical Indicators	No	Likely	Moderately Effective	\$\$	Most tests are simple and provide quick results, however, some of the chemical parameters can be difficult to detect. The City may consider implementing chemical indicators as part of a pilot project and trial as part of either the SLXC program or the combined sewer area investigation.	✓
Flow Monitoring on Storm Relief Sewers	No	Yes	Less Effective	\$\$\$	Provides real-time flow, depth and velocity measurement at critical regulator locations.	✓
Microbiological Lab Based Testing						
qPCR	No	Likely	Effective	\$\$\$	More sensitive and specific than the traditional culture-based FIB testing method, but it can be costly.	✗
Rapid Coliform Test	No	Yes	Effective	\$	Can be done in the field and test results can be ready within 18 hours. However, these tests do not appear to be either readily available in Canada or are currently used for different applications.	✗
Lab-based Microbiological	Yes	Yes	Moderately Effective	\$	Widely used, non-specific. The City should continue with their lab-based microbiological testing.	✓



100% Study Report to Address Items 5.1 to 5.4 of MECP Order No. 1-142403796
6 Additional Physical and Analytical Inspection Programs (MECP Order 5.4)

Program	Previously Implemented by the City	Locally Available	Effectiveness/Timeline	Cost	Comments	Recommended for Implementation
Sequence-Based Genetic	No	Likely	Effective	\$\$\$	Rapid and accurate, relatively new, limited resources available. High cost. As noted in Table 4-3, genetic tracing can be used where other sampling results are inconclusive.	✓



100% Study Report to Address Items 5.1 to 5.4 of MECP Order No. 1-142403796
7 Conclusions and Recommendations

7 Conclusions and Recommendations

Stantec has prepared this report in response to MECP Order No. 1-142403769 issued to the City of Hamilton. This report summarizes our review of the City's collection system and its current inspection-related programs and initiatives and provides our recommendations to improve the City's ability to identify spills and unauthorized discharges, in compliance with MECP Item No. 5 (specifically sub-items I to IV – also referred in this report to herein as MECP Order Items 5.1 to 5.4), as follows:

Item No. 5 Compliance Due Date: 05/12/2023

Identify recommendations for enhancements to the City's sewer inspection programs to better identify identifying Spill(s) and unauthorized discharges of untreated sewage within the City of Hamilton sewer system. These recommendations shall include at a minimum but not limited to:

- I. An analysis of the feasibility of conducting a detailed in-pipe inspection of the City of Hamilton's sewer system.*
- II. An analysis of the feasibility of conducting risk-based inspections of the City of Hamilton's sewer system.*
- III. The Terms of Reference for an assignment to complete a gap-analysis review of current programs, procedures, and measures to inspect, monitor and identify Spill(s) and unauthorized discharges from the City of Hamilton's sewer system.*
- IV. A review of additional physical and analytical inspection programs to identify Spill(s) and Spills(s) and unauthorized discharges from the City of Hamilton sewage system.*

Item 5.5 (V) was completed by the City of Hamilton staff:

- V. Procedures for updating City of Hamilton's current digital mapping system when discrepancies are determined.*

In summary and based on our review of the City's on-going sewer inspection programs, this report concludes the following in response to MECP Order Items 5.1 to 5.4:

- As noted in Section 3, completing a city-wide detailed in-pipe inspection program is not likely to provide the most benefit in identifying spills or unauthorized discharge.
- The City has many ongoing inspection-related programs that have proven to be very effective in identifying various types of spills and unauthorized discharges.
- Collectively, these programs and other activities cover many of the elements of Industry Good Practices for identifying and eliminating illicit discharges.
- The City could benefit from establishing a centralized task-force / overall program, namely the System-wide Unauthorized Discharges Removal and Inspection Program (SUDRIP) to



100% Study Report to Address Items 5.1 to 5.4 of MECP Order No. 1-142403796

7 Conclusions and Recommendations

connect efforts within these various inspection-related programs, activities and initiatives with an integrated prioritization process.

- It is recommended that the current Risk-Based Proactive Pilot Program be expanded to inspect the remaining MHs within the combined sewer area.
- It is recommended that the Sewer Lateral Cross-Connection Program adopt a verification exercise to re-sample outfalls and sub-catchments that previously showed signs of sanitary sewage and evidence of potential cross-connections.
- It is recommended that the City proceed with implementing field-based physical investigations defined in Section 6. In addition, it is recommended the City continue with microbiological lab-based testing and consider sequence based genetic testing where other sampling results are inconclusive.



100% Study Report to Address Items 5.1 to 5.4 of MECP Order No. 1-142403796

8 References

- Pitt, R., & Center for Watershed Protection. (2004, October). *Illicit discharge detection and elimination (IDDE) guidance manual ...* Retrieved April 18, 2023, from https://www3.epa.gov/npdes/pubs/idde_chapter-8.pdf
- Barker, D. B., DeMaria, A. D., P. E., Caraco, D., P. E., R. Corsi, S. R., Kinzelman, J. K., Ph. D. , M. S. , M. T., Liner, B. L., Ph. D. , P. E., L. McLellan, S. M., Ph. D., McFadden, L., & Nenn, M. S. (2019). *Detection of Wastewater Contamination*. In https://www.wef.org/globalassets/assets-wef/2-resources/topics/a-n/intelligent-water-systems/technical-resources/usgs_uwm_wef_detection_of_wastewater_contamination_2019---4printing.pdf. *Water Environment Federation*.
- Van De Werfhorst, L. C., Murray, J. L. S., Reynolds, S., Reynolds, K., & Holden, P. A. (2014, June). *Canine Scent Detection and Microbial Source Tracking of Human Waste Contamination in Storm Drains*. Research Gate. Retrieved April 14, 2023, from https://www.researchgate.net/publication/262733946_Canine_Scent_Detection_and_Microbial_Source_Tracking_of_Human_Waste_Contamination_in_Storm_Drains
- Barker, D., DeMaria, A., Caraco, D., Corsi, S.R., Kinzelman, J., Liner, B., McLellan, S.L., McFadden, L., & Nenn, C.(n.d). *Detection of Wastewater Contamination*. Retrieved March 30, 2023, from https://www.wef.org/globalassets/assets-wef/2-resources/topics/a-n/intelligent-water-systems/technical-resources/usgs_uwm_wef_detection_of_wastewater_contamination_2019---4printing.pdf
- EMSL. (2021, March 17). Using qPCR to Detect Sewage Contamination.
- Pitt, R. (2004). *Illicit Discharge Detection and Elimination A Guidance Manual for Program Development and Technical Assessments by the Center for Watershed Protection*. Retrieved from https://www3.epa.gov/npdes/pubs/idde_tableofcontents.pdf
- Tan, B., Ng, C., Nshimiyimana, J. P., Loh, L. K., Gin, K. Y., & Thompson, J. R. (2015). Next-generation sequencing (NGS) for assessment of microbial water quality: current progress, challenges, and future opportunities. *Frontiers in Microbiology*, 6. <https://doi.org/10.3389/fmicb.2015.01027>
- Xebios Diagnostics GmbH. (n.d.). COLIKAT RAPID. COLIKAT RAPID. [https://www.colikat.com/Water - Microbiological Analysis Test Method Guide](https://www.colikat.com/Water-Microbiological-Analysis-Test-Method-Guide). (n.d.). *Rapid Microbiology*. <https://www.rapidmicrobiology.com/test-method/theory-and-practice-of-microbiological-water-testing>

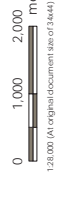


100% Study Report to Address Items 5.1 to 5.4 of MECP Order No. 1-142403796

APPENDIX A GIS MAPS



- Legend**
- Wastewater Treatment Plant
 - CSD Tank
 - CSD Outfall
 - Storm Sewer (> 600 mm)
 - Sanitary Sewer (< 600 mm)
 - Combined Sewer (> 900 mm)
 - Escarpment
 - Combined Sewer Catchment
 - City Boundary
 - Community Boundary
 - Ancaster
 - Dundas
 - Flamborough
 - Glanbrook
 - Hamilton
 - Stoney Creek



Notes

- 1:25,000 (A1 original document size of 24x44)
- Coordinate System: NAD 1983 UTM Zone 17N
- Base features produced under license with the Ontario Ministry of Natural Resources and Forestry © Crown Copyright, 2018
- Sanitary Sewer Catchment: (A) Ancaster, (B) Dundas, (C) Flamborough, (D) Hamilton, (E) Stoney Creek

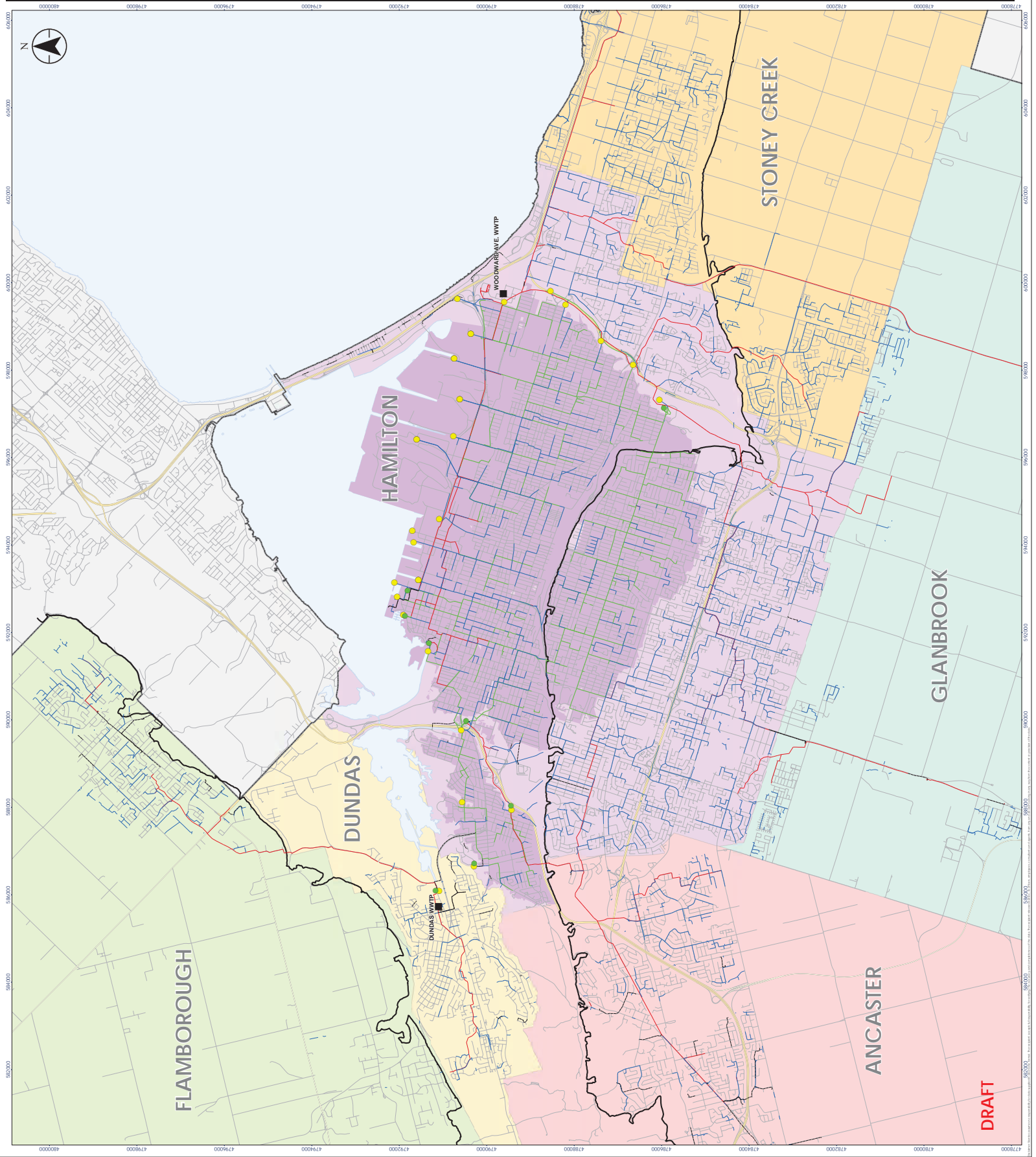


Client/Project
City of Hamilton
MECP Staff Order

Figure No.
1.1

Title
Trunk Sewer Network

DRAFT



DRAFT

- Legend**
- Wastewater Treatment Plant
 - CSD Outfall
 - CSD Outfall - Backed Up
 - CSD Tank
 - Critical Regulator
 - Non-Critical Regulator
 - Storm Sewer (≥ 600 mm)
 - Sanitary Sewer (≥ 400 mm)
 - Combined Sewer (≥ 900 mm)
 - Equipment
 - Combined Sewer Catchment
 - City Boundary
 - Community Boundary

0 500 1,000 metres

1:17,500 (A original document size of 24x44)

1. Coordinate System: NAD 1983 UTM Zone 17N

2. Base features produced under license with the Ontario Ministry of Infrastructure and Communities © Queen's Printer Ontario, 2018.

3. All rights reserved under the Copyright Act, R.S.O. 1990, c. C.43. OpenStreetMap contributors and the OpenStreetMap community.



Project Location: Hamilton, Ontario

Prepared by: [Name]

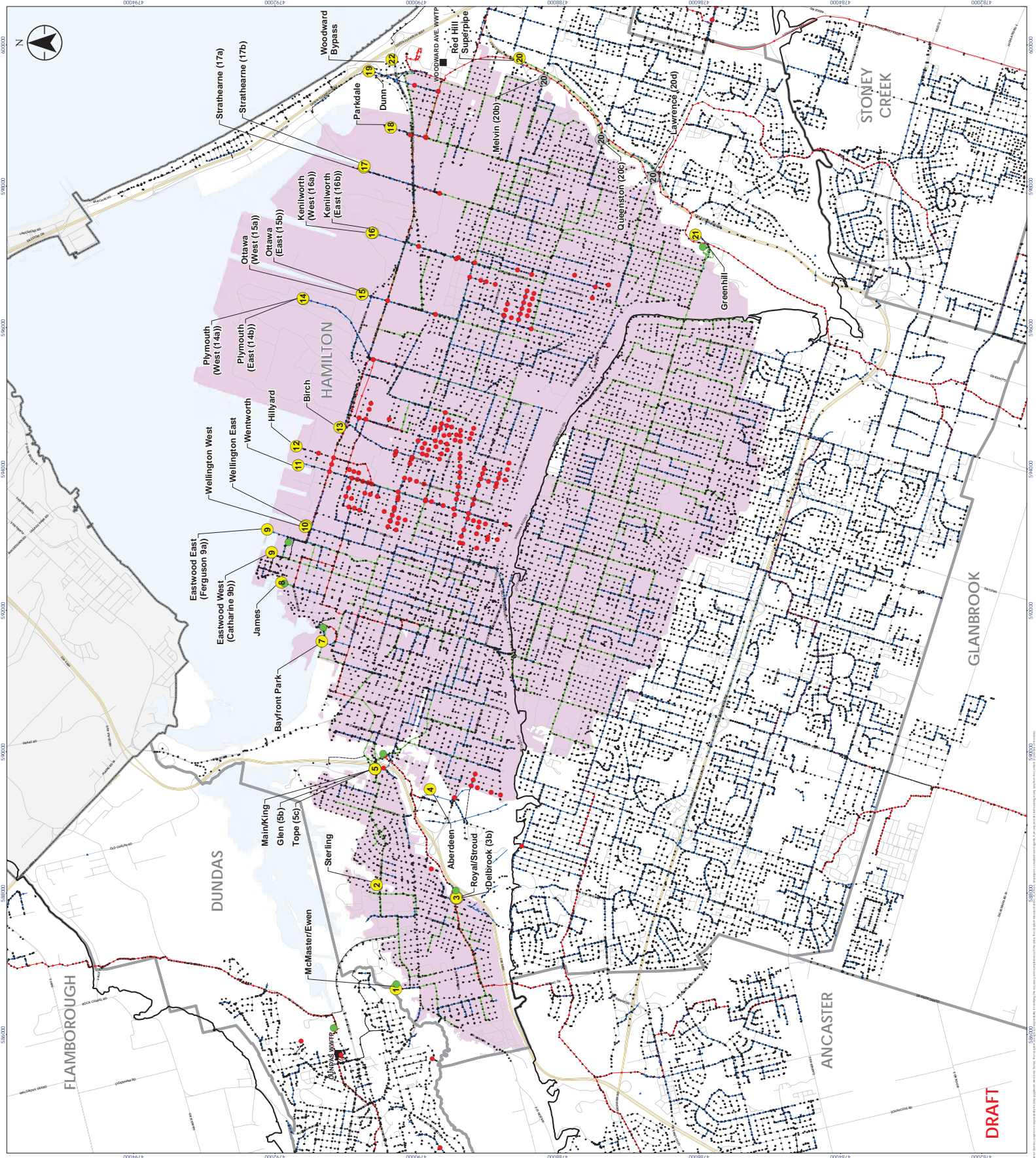
Client/Project: [Name]

MECP Approval Order: [Number]

Figure No.: 1.2

Title: Trunk Sewer Network Critical Regulator Locations

DRAFT

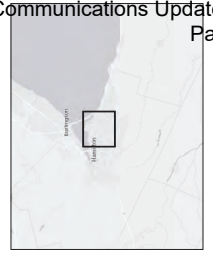


DRAFT

- Legend**
- Wastewater Treatment Plant
 - CSD Outfall
 - CSD Outfall - Backed Up
 - CSD Tank
 - Storm Sewer (< 600 mm)
 - Sewer Sewer (< 600 mm)
 - Combined Sewer (< 900 mm)
 - Escarpment
 - Critical Path Route Boundary
 - Combined Sewer Catchment
 - City Boundary
 - Community Boundary

0 250 500 metres

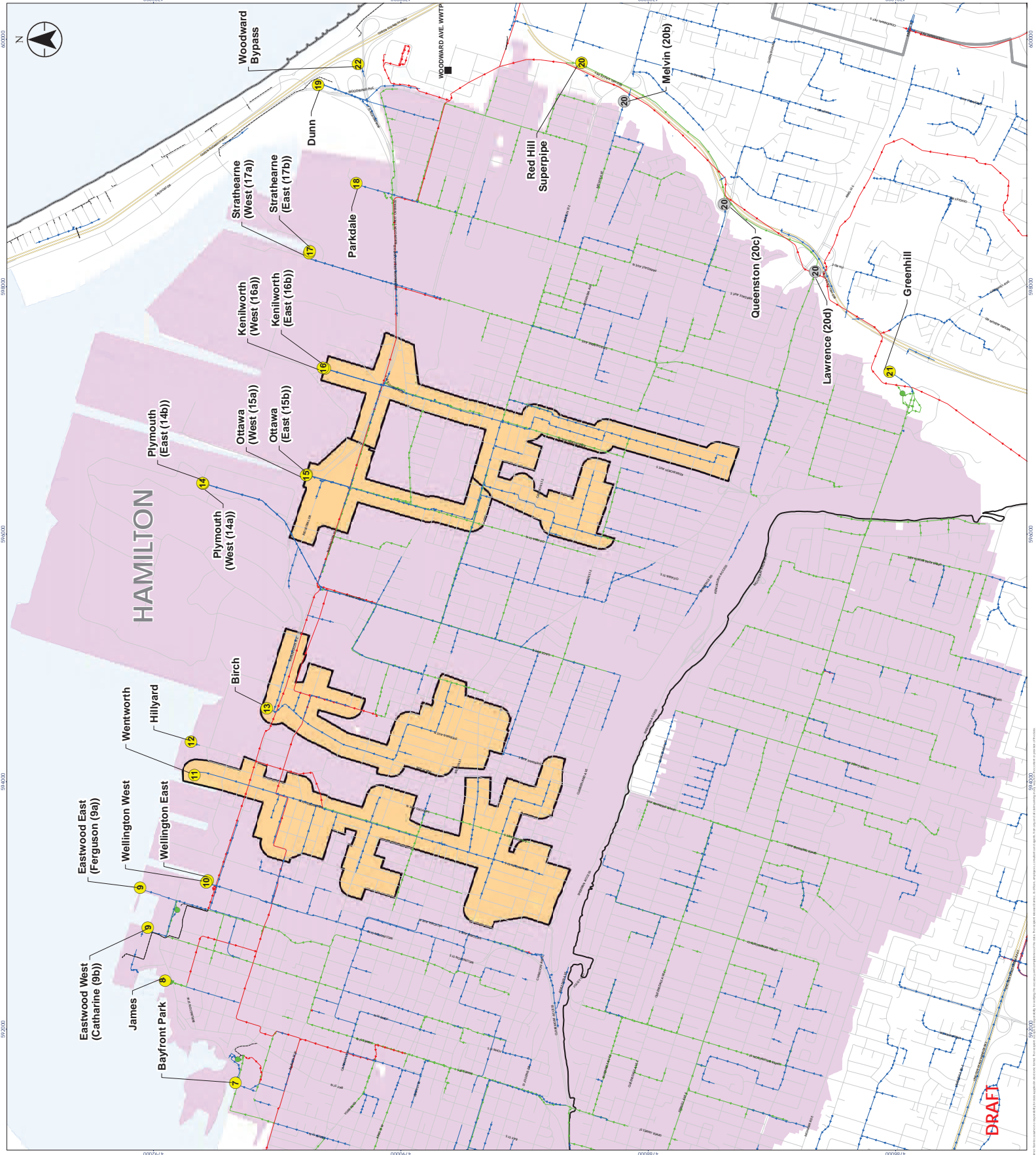
1:10,000 (At original document size of 24x44)
 1. Coordinate System: NAD 1983 UTM Zone 17N
 2. Base features produced under license with the Ontario
 Survey Institute (OSI) under the terms of the Ontario
 Survey Institute License Agreement (OSI License Agreement)
 3. Data provided by the City of Hamilton, (C) OpenStreetMap
 contributors and the GIS User Community



Project Location: The City of Hamilton
 Prepared by: Bill O'Connell
 Client/Project: City of Hamilton
 M&E/Project Order: M&E/23/04

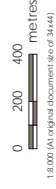
Figure No. 1.3
 Title: Trunk Sewer Network
 Combined Sewer Area

DRAFT

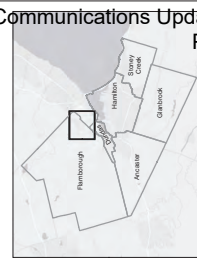


DRAFT

- Legend**
- Storm Mainline
 - Sanitary Mainline
 - Sanitary Pumping Station
 - Storm Sewer
 - Sanitary Sewer
 - Easement
 - City Boundary
 - Community Boundary

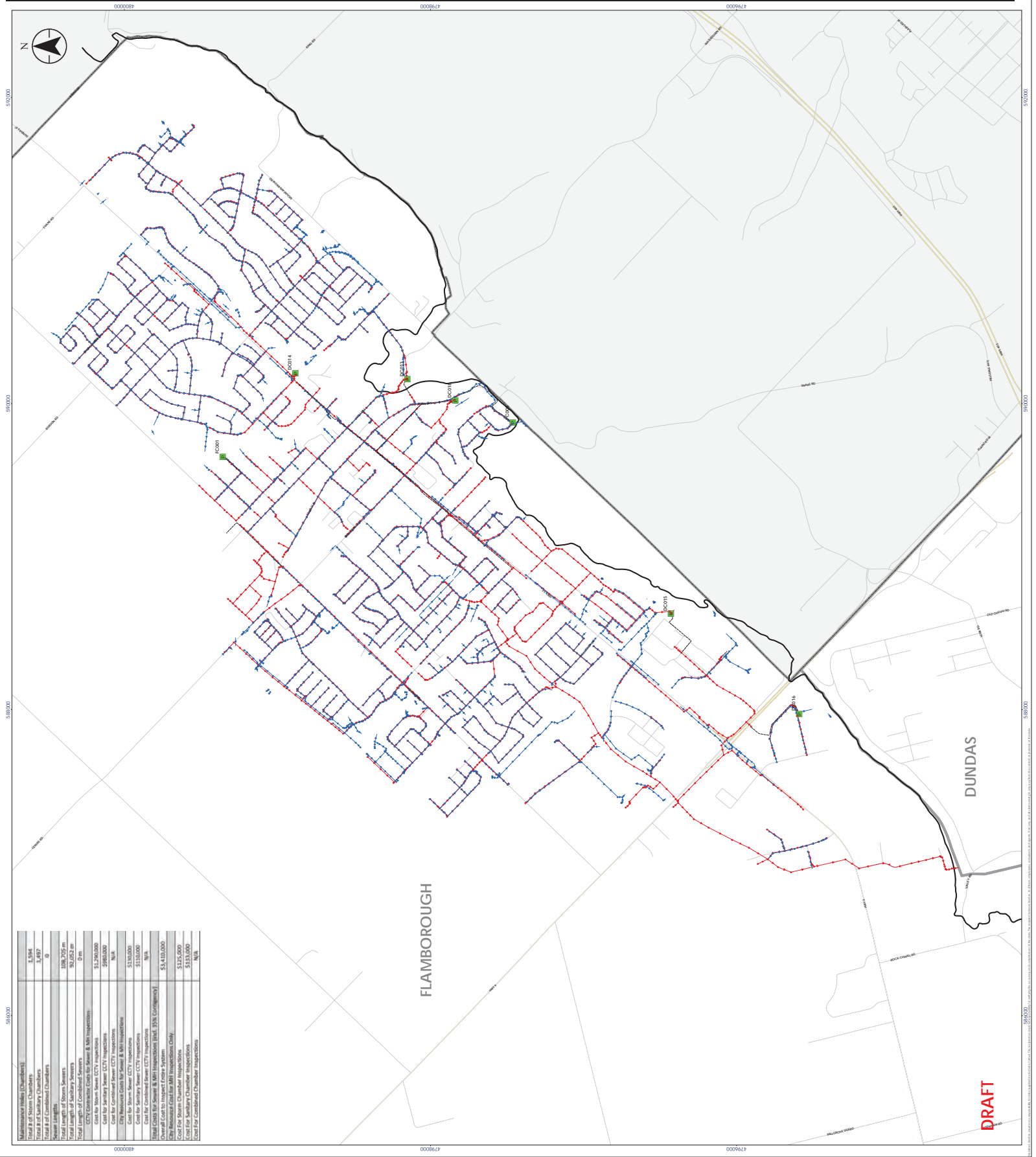


18,000 (at original document size of 34x44)
 1. Coordinate System: NAD 1983 UTM Zone 17N
 2. Base features produced under license with the Ontario Survey and Mapping Authority (OSMA) of Ontario, 2018.
 3. Sanitary Sewer: (S) Sanitary Sewer, (C) OpenStreetMap, (G) Geomatics Canada, (O) OpenStreetMap, (P) Public Domain, (U) Unknown



Project Location: City of Hamilton
 Client/Project: City of Hamilton
 MCEP Staff Order

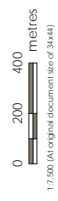
DRAFT
 Figure No. 2.1
 Title: Community Sewer Network
 Flamborough



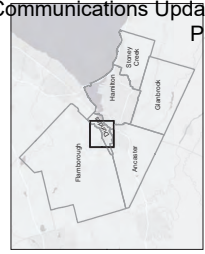
Total # of Storm Chambers	1,544
Total # of Sanitary Chambers	1,437
Total # of Combined Chambers	0
Storm Lengths	1,053,797 m
Sanitary Lengths	98,105 m
Total Length of Combined Systems	0 m
CCTV Contractors Costs for Sewer & MH Inspections	\$1,290,000
Cost for Storm Sewer CCTV Inspections	\$1,290,000
Cost for Sanitary Sewer CCTV Inspections	\$0
Cost for Combined CCTV Inspections	\$0
City Required Costs for Sewer & MH Inspections	\$130,000
Cost for Storm Sewer CCTV Inspections	\$130,000
Cost for Sanitary Sewer CCTV Inspections	\$0
Cost for Combined CCTV Inspections	\$0
Total Costs for Sewer & MH Inspections (Total, 25% Contingency)	\$1,420,000
City Required Costs for MH Inspections Only	\$135,000
Cost for Storm Chamber Inspections	\$135,000
Cost for Sanitary Chamber Inspections	\$0
Cost for Combined Chamber Inspections	\$0

DRAFT

- Legend**
- Waterwaster Treatment Plant
 - Storm Chamber
 - Sanitary Chamber
 - Combined Chamber
 - Sanitary Pumping Station selection
 - Storm Sewer
 - Sanitary Sewer
 - Combined Sewer
 - Encroachment
 - City Boundary
 - Community Boundary

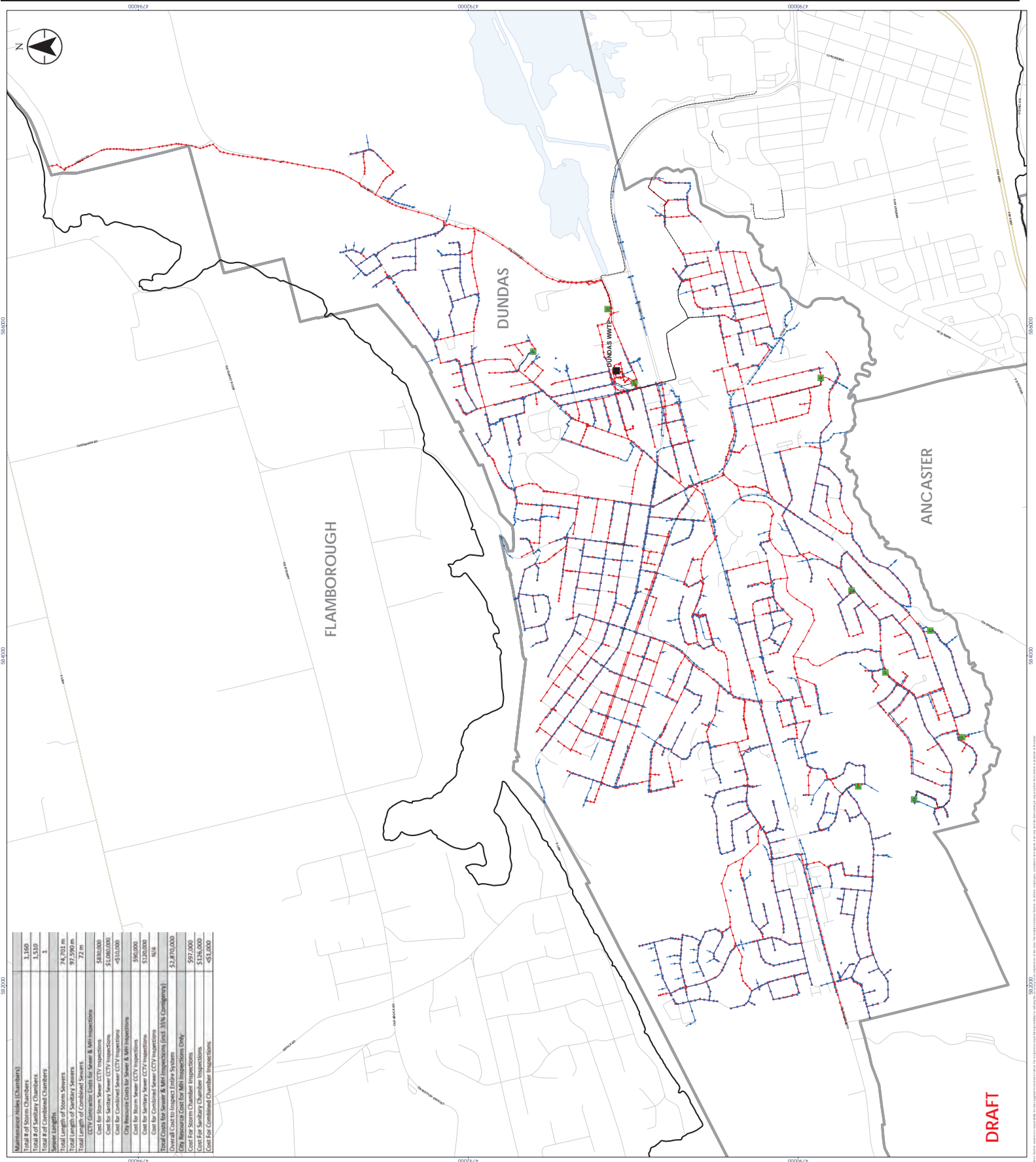


1. Coordinate System: NAD 1983 UTM Zone 17N
 2. Base features produced under license with the Ontario
 Survey Commission (OSM) and the City of Hamilton
 3. Survey data provided by the City of Hamilton
 4. Survey data provided by the City of Hamilton
 5. Survey data provided by the City of Hamilton



Project Location: City of Hamilton
 Client/Project: City of Hamilton
 MCEP Staff Order
 Figure No. 2.2
 Title: Community Sewer Network
 Dundas

DRAFT



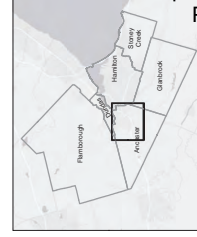
Maintenance Holes (Chambers)	1,169
Total # of Storm Chambers	1,510
Total # of Combined Chambers	1
Storm Lengths	
Total Length of Storm Sewers	74,701 m
Total Length of Combined Sewers	97,590 m
Total Length of Sanitary Sewers	72 m
Sanitary Sewer	
Cost For Sanitary Sewer CCTV Inspections	\$1,080,000
Cost For Combined Sewer CCTV Inspections	\$1,000,000
City Resources Costs for Sewer & MHI Inspections	\$50,000
Cost For Storm Sewer CCTV Inspections	\$120,000
Cost For Combined Sewer CCTV Inspections	N/A
Cost For Sanitary Sewer CCTV Inspections	N/A
Sanitary Sewer	
Cost For Sanitary Sewer CCTV Inspections	\$2,870,000
City Resources Costs for MHI Inspections Only	\$97,000
Cost For Storm Chamber Inspections	\$126,000
Cost For Sanitary Chamber Inspections	\$1,000
Cost For Combined Chamber Inspections	\$1,000

DRAFT

- Legend**
- Storm Chamber
 - Sanitary Chamber
 - Sanitary Pumping Station
 - Storm Sewer
 - Sanitary Sewer
 - Encroachment
 - City Boundary
 - Community Boundary

0 200 400 metres
1:10,000 (A original document size of 24x44)

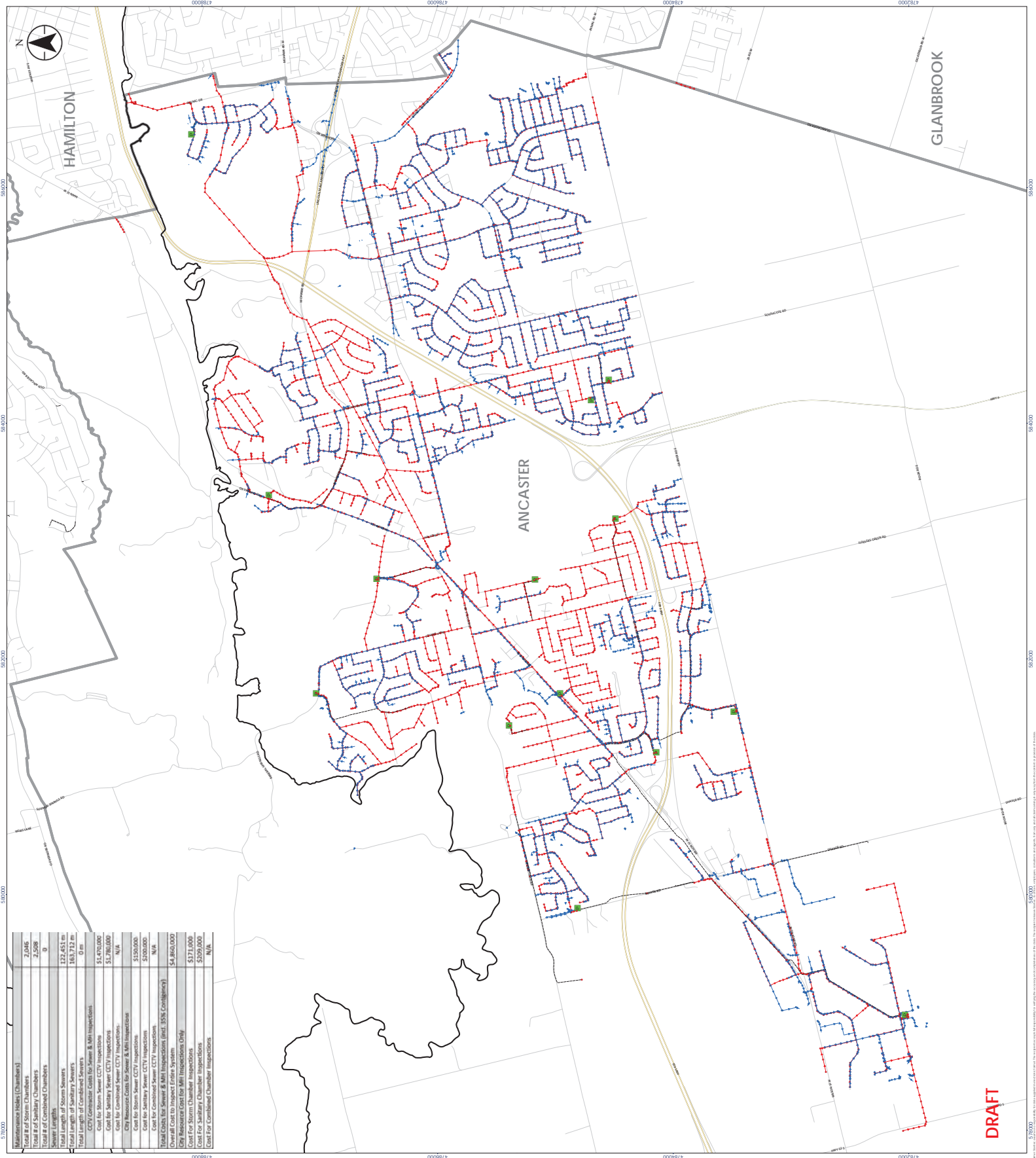
1. Coordinate System: NAD 1983 UTM Zone 17N
2. Base features produced under license with the Ontario Ministry of Transportation and Infrastructure, © Queen's Printer, Ontario, 2018
3. Sanitary Sewer Chamber: En 1825, German, (G) OpenStreetMap contributors, and (C) OpenStreetMap contributors



Project Location: City of Hamilton
Client/Project: City of Hamilton, MCP - Storm Order
Prepared by: DLI on 01/11/2023

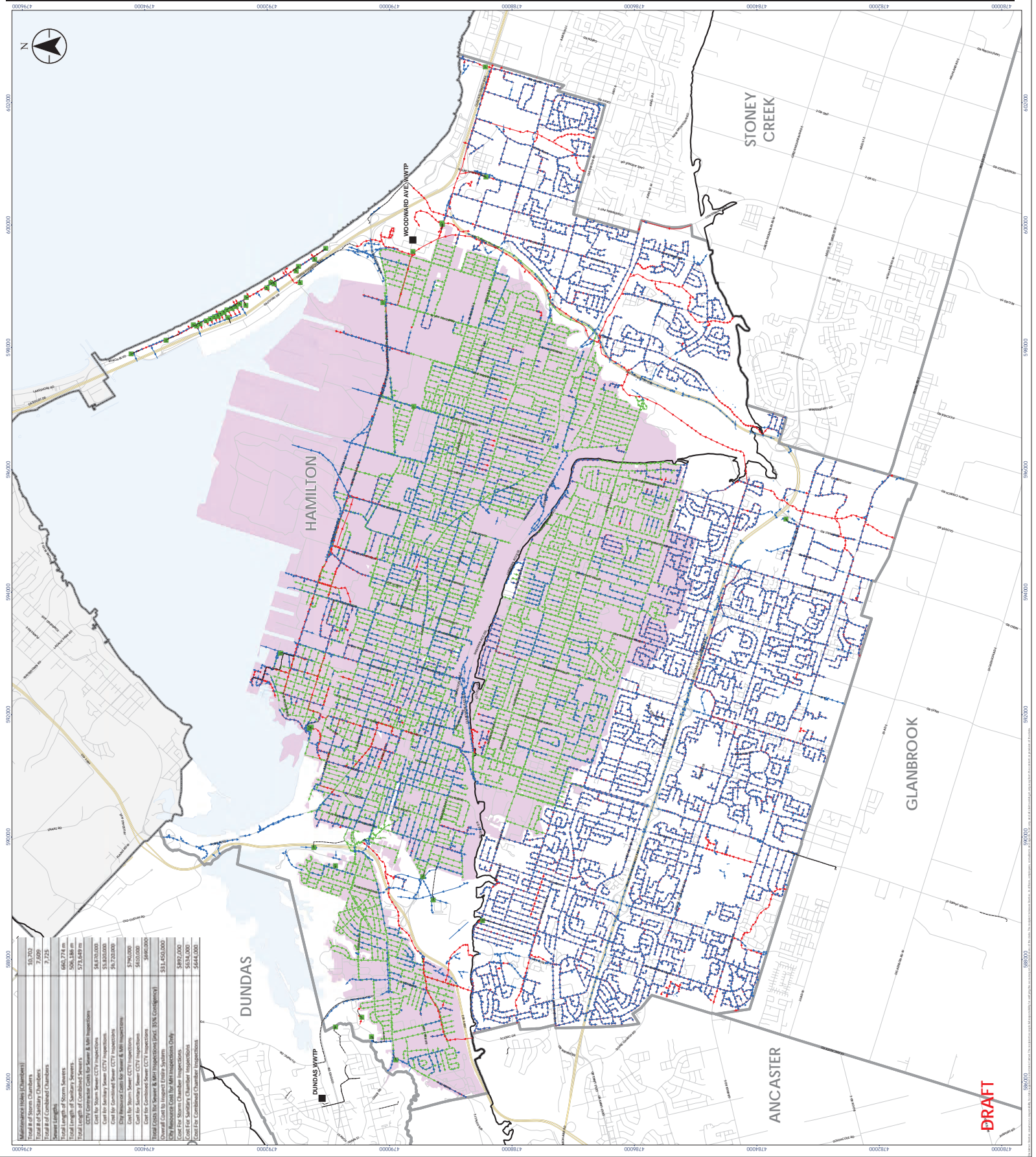
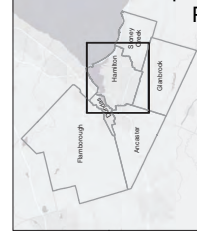
Figure No. **2.3**
Title: **Community Sewer Network Ancaster**

DRAFT



Maintenance Holes (Chambers)	2,046
Total # of Storm Chambers	2,508
Total # of Sanitary Chambers	0
Sewer Lengths	
Total Length of Storm Sewers	122.451 m
Total Length of Sanitary Sewers	163,712 m
Total Length of Combined Sewers	0 m
CCTV Contractor Costs For Storm & SSI Inspections	\$1,470,000
Cost For Sanitary Sewer CCTV Inspections	N/A
City Resource Costs For Storm & SSI Inspections	\$150,000
Cost For Storm Sewer CCTV Inspections	\$100,000
Cost For Combined Sewer CCTV Inspections	N/A
Total (Costs For Storm & SSI Inspections) (incl. SSI Contingency)	\$4,860,000
City Resource Cost For SSI Inspections Only	\$37,000
Cost For Storm Chamber Inspections	\$209,000
Cost For Sanitary Chamber Inspections	N/A
Cost For Combined Chamber Inspections	N/A

DRAFT



Population (City of Hamilton)	50,732
Total # of Storm Chambers	7,609
Total # of Sanitary Chambers	7,725
Total # of Combined Chambers	7,725
Storm Lengths	651,374 m
Sanitary Lengths	506,118 m
Total Length of Combined Sewers	573,649 m
CCNY Combined Costs for Sewer & MH Inspections	\$4,870,000
Cost for Storm Sewer CCTV Inspections	\$5,720,000
Cost for Sanitary Sewer CCTV Inspections	\$790,000
Cost for Storm Sewer CCTV Inspections	\$400,000
Cost for Sanitary Sewer CCTV Inspections	\$400,000
Overall Cost to Inspect Entire System	\$51,450,000
City Resource Costs for MH Inspections Only	\$487,000
City Resource Costs for Storm Chamber Inspections	\$4,870,000
City Resource Costs for Sanitary Chamber Inspections	\$444,000
City Resource Costs for Combined Chamber Inspections	\$444,000

- Legend**
- Storm Chamber
 - Sanitary Chamber
 - Sanitary Pumping Station
 - Storm Sewer
 - Sanitary Sewer
 - Easement
 - City Boundary
 - Community Boundary



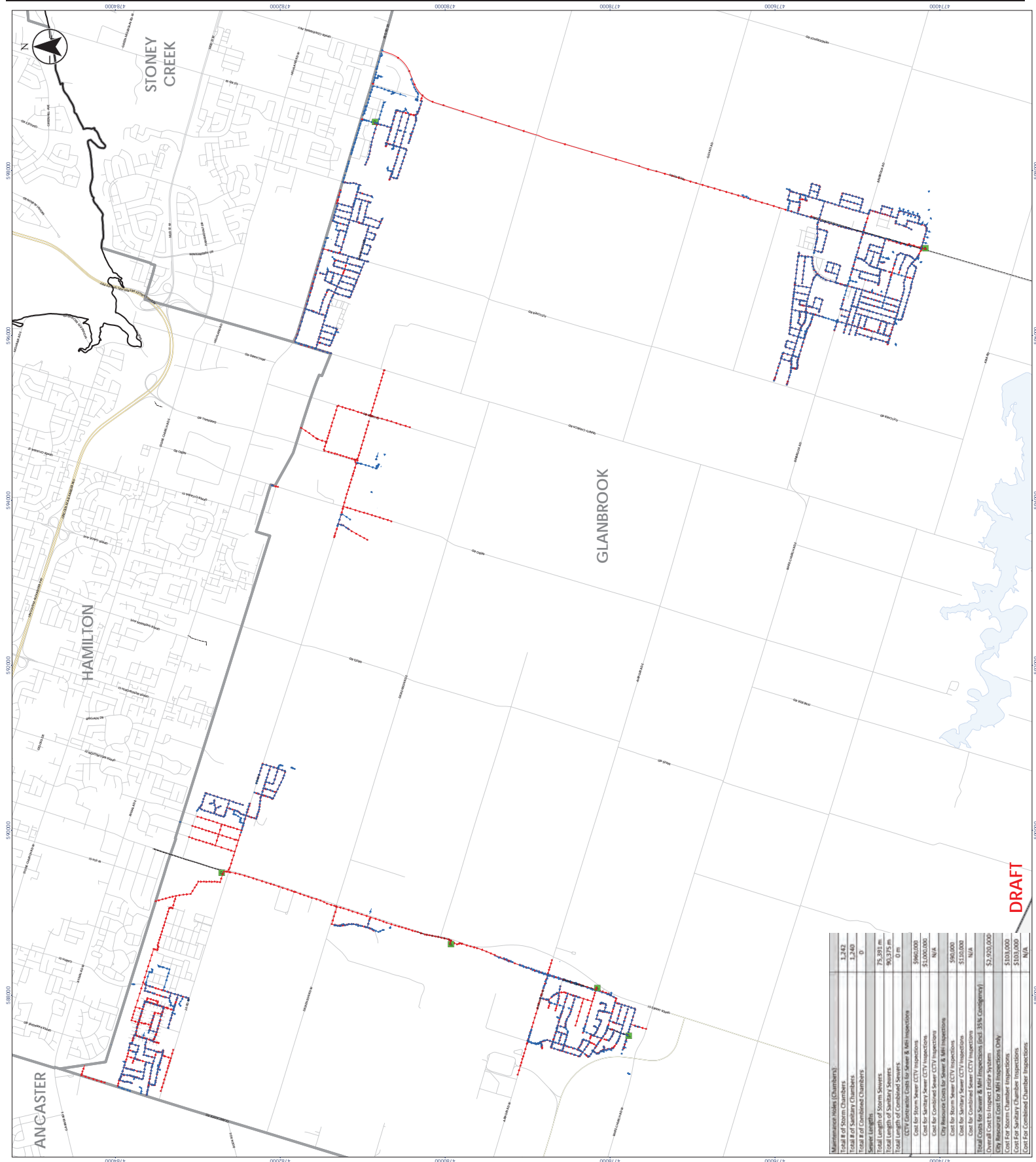
1:15,000 (A1 original document size of 24x44)
 1. Coordinate System: NAD 1983 UTM Zone 17N
 2. Base features produced under license with the Ontario
 3. Base features produced under license with the Ontario
 4. Base features produced under license with the Ontario
 5. Base features produced under license with the Ontario
 6. Base features produced under license with the Ontario
 7. Base features produced under license with the Ontario
 8. Base features produced under license with the Ontario
 9. Base features produced under license with the Ontario
 10. Base features produced under license with the Ontario



Project Location
 City of Hamilton
 Client/Project
 City of Hamilton
 M&E/SP/04/08

Figure No.
2.5
 Title
**Community Sewer Network
 Glanbrook**

DRAFT



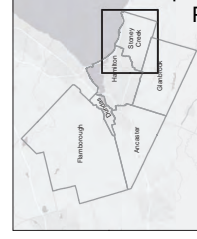
Manhole Holes (Chambers)	1,242
Total # of Storm Chambers	1,240
Total # of Sanitary Chambers	2
Total # of Combined Chambers	0
Storm Length (Storm Sewers)	75,301 m
Sanitary Length (Sanitary Sewers)	90,375 m
Total Length of Combined Sewers	0 m
CCTV Contingency Costs for Storm & MH Inspections	\$960,000
Cost for Storm Sewer CCTV Inspections	\$1,000,000
Cost for Sanitary Sewer CCTV Inspections	N/A
Cost for Combined Sewer CCTV Inspections	N/A
Cost for Storm Sewer CCTV Inspections	\$960,000
Cost for Sanitary Sewer CCTV Inspections	\$150,000
Cost for Combined Sewer CCTV Inspections	N/A
Total Costs for Storm & MH Inspections (incl. 35% Contingency)	\$2,970,000
Overall Costs to Inspect Entire System	\$103,000
Cost for Storm Chamber Inspections	\$103,000
Cost for Sanitary Chamber Inspections	\$0
Cost for Combined Chamber Inspections	N/A

DRAFT

- Legend**
- Wastewater Treatment Plant
 - Sanitary Pumping Station
 - Storm Sewer
 - Sanitary Sewer
 - Encasement
 - City Boundary
 - Community Boundary

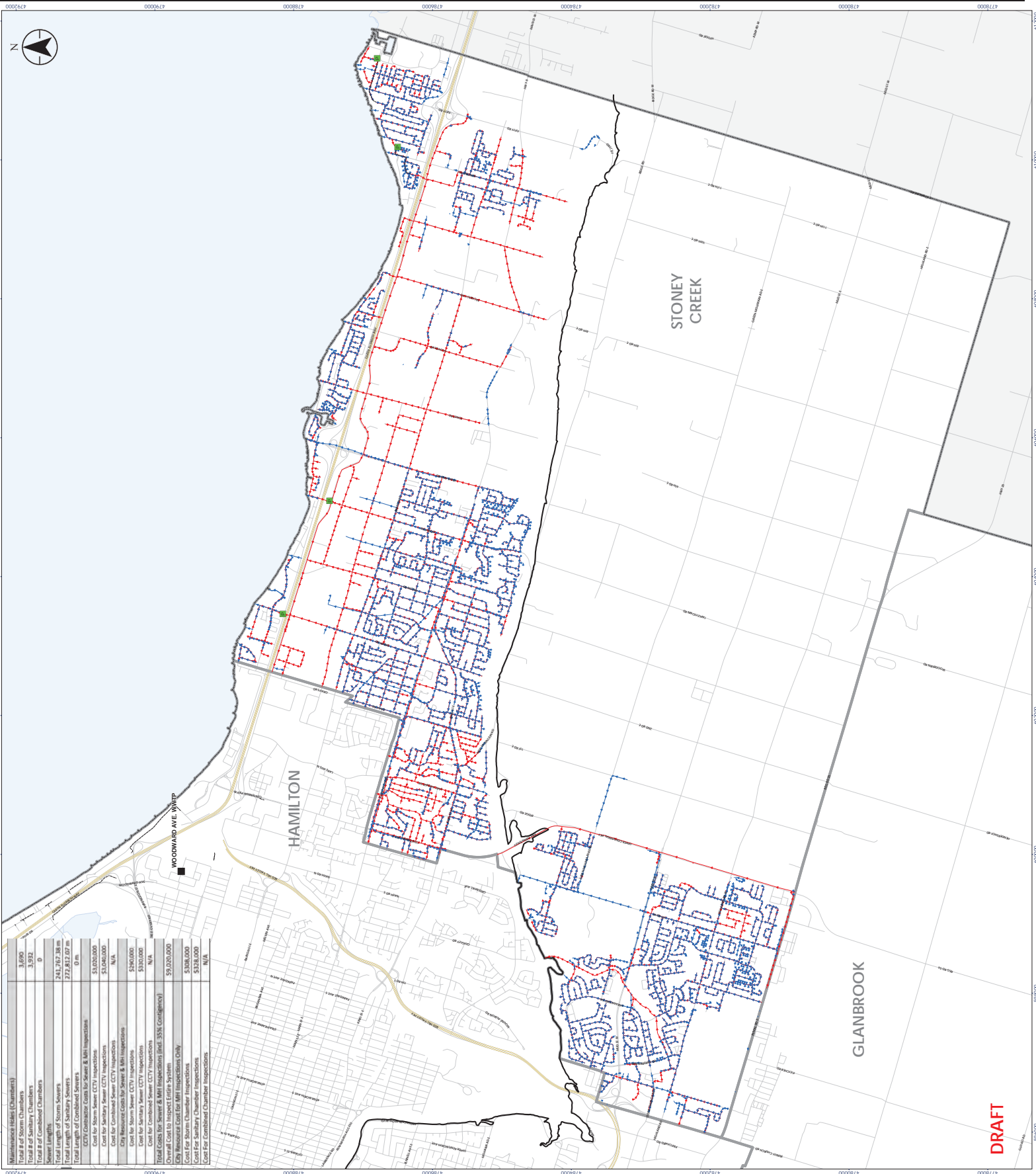


1:18,000 (At original document size of 24x44)
 1. Coordinate System: NAD 1983 UTM Zone 17N
 2. Base features produced under license with the Ontario Survey and Mapping Authority (OSMA) of Ontario, 2018
 3. Data provided by the City of Hamilton, (C) OpenStreetMap contributors, and (C) Esri, Inc.



Project Location: City of Hamilton
 Client/Project: Hamilton
 MCEP Spill Order

DRAFT
 Figure No. 2.6
 Title: Community Sewer Network
 Stoney Creek



Maintenance Holes (Chambers)	3,695
Total # of Sanitary Chambers	3,932
Total # of Combined Chambers	0
Sewer Length	241,767.38 m
Total Length of Sanitary Sewers	277,812.07 m
Total Length of Combined Sewers	0 m
Cost for Sanitary Sewer CCTV Inspections	\$1,070,000
Cost for Storm Sewer CCTV Inspections	\$1,040,000
Cost for Combined Sewer CCTV Inspections	N/A
City Resource Costs for Sewer & MHI Inspections	\$500,000
Cost for Storm Sewer CCTV Inspections	\$500,000
Cost for Combined Sewer CCTV Inspections	\$500,000
Cost for Sanitary Sewer CCTV Inspections	N/A
Cost for Storm Sewer CCTV Inspections	N/A
Cost for Combined Sewer CCTV Inspections	\$9,020,000
City Resource Costs for Sewer & MHI Inspections	\$300,000
Cost for Storm Sewer CCTV Inspections	\$328,000
Cost for Combined Sewer CCTV Inspections	N/A



Title:	Updating Asset Information Using WIMS Redlining		
Document #	<i>PW-WW-P-011-014</i>	Document Level	<i>III (Scoped)</i>
Issue #:	<i>1</i>	Issue Date:	<i>April 2023</i>

1 PURPOSE

The redline function in WIMS allows users to indicate changes to water, stormwater, and sewer assets by placing a point or line on the map and adding text comments. This procedure outlines the process by which these changes are requested and updated.

2 SCOPE

This procedure applies to staff in HW that submit Redlining updates within WIMS.

Redlines submitted by staff are reviewed by the Water Information Systems (WIS) team and update e-mails are sent to users when assets have been added, edited, or retired. Redlines can also lead to the WIS team making changes in IPS (Hansen). Water and sewer assets displayed in WIMS are synchronized to reflect potential changes every evening

This process does not include alterations in the water and wastewater systems that require approvals, as per the following Level III procedures: DWQMS Approvals Process for Alterations of Drinking Water Systems PW-WW-P-004-001 and Procedure for Wastewater Approvals PW-WW-P-004-006.

3 DEFINITIONS

Asset	Tangible item or entity connected to City of Hamilton water, wastewater or stormwater infrastructure. These items may be part of the infrastructure operations that has potential or actual value to the City of Hamilton.
COH	City of Hamilton
CS&CO	Customer Service and Community Outreach Section
Hamilton Water (HW)	Hamilton Water Division, which is the water, wastewater, and stormwater Operating Authority for the City of Hamilton.



Title:	Updating Asset Information Using WIMS Redlining		
Document #	<i>PW-WW-P-011-014</i>	Document Level	<i>III (Scoped)</i>
Issue #:	<i>1</i>	Issue Date:	<i>April 2023</i>

IPS	Infor Public Sector (formerly HANSEN). Departmental and cross-sectional modular software system, offering a variety of packages designed to handle different aspects of municipal operations such as infrastructure assets inventory, work management, stock inventory systems, service applications and call centers, licensing and enforcement.
WD&WWC	Water Distribution and Wastewater Collection System
WIMS	Water Information Management System
WIS	Water Information Systems unit of CS&CO

4 RESPONSIBILITY

4.1 Sectional Managers

- Ensure that staff follow this procedure and are trained on this procedure

4.1.1 Senior Spatial Systems Application Analyst, Asset Management Application Technologist, Asset Management Application Specialist, WIS

- Responsible to understand this procedure and ensure that this process is completed when required

4.2 All HW WIMS end users

- Submit redlining points in WIMS to indicate changes to water and sewer assets

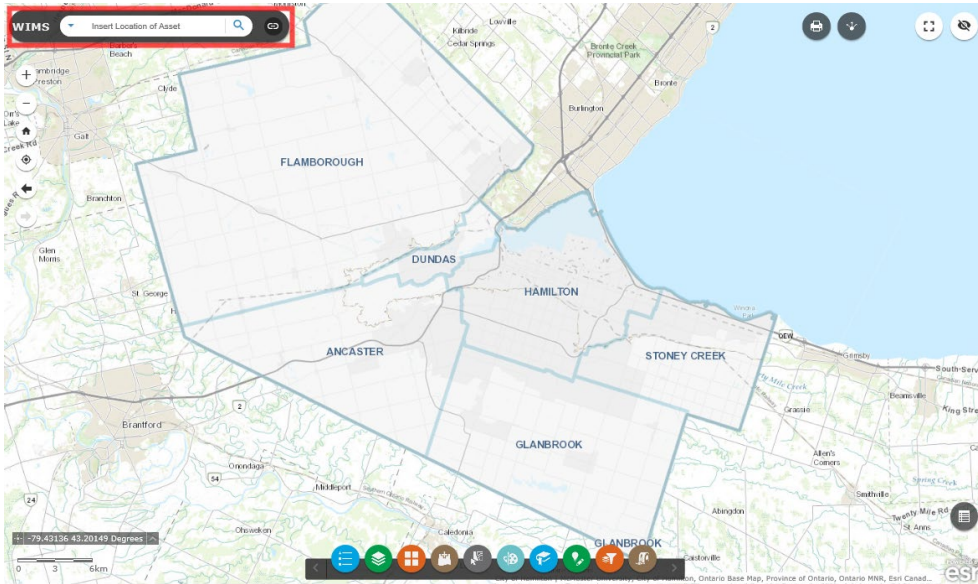
5 PROCEDURE

5.1 Directions


1. To begin the redline process, open [WIMS](#).
2. Navigate to the location that requires changes by searching for an address or asset using the indicated widget or by panning and zooming the map.



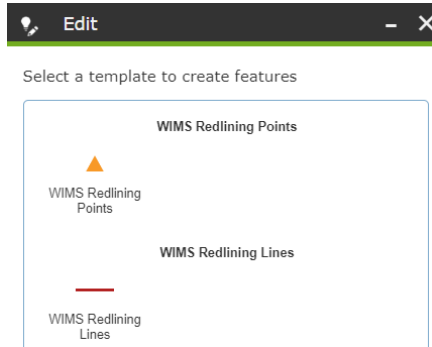
Title:	Updating Asset Information Using WIMS Redlining		
Document #	PW-WW-P-011-014	Document Level	III (Scoped)
Issue #:	1	Issue Date:	April 2023



3. Click the Edit widget on the bottom toolbar.



4. Select WIMS Redlining Points or WIMS Redlining Lines from the Edit pop-up.



5. Click on the map to add a point. (Line can also be used with multiple points)

6. Enter a USER_NAME, ASSET_INFO and COMMENTS into the first three boxes of the WIMS Redlining pop-up.

USER_NAME – User’s name indicating who is requesting the change. First initial and last name is acceptable. User name may be used to contact the requestor for more details.

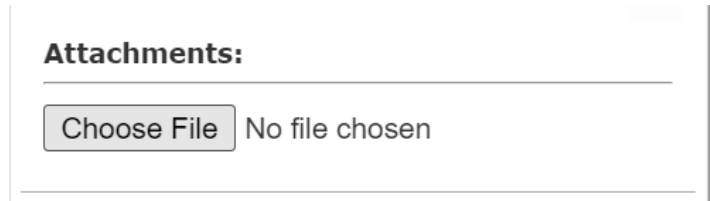


Title:	Updating Asset Information Using WIMS Redlining		
Document #	<i>PW-WW-P-011-014</i>	Document Level	<i>III (Scoped)</i>
Issue #:	<i>1</i>	Issue Date:	<i>April 2023</i>

ASSET_INFO – Asset identifier (i.e. AN16V042) or type of asset that requires a change. If indicating multiple changes with one redline, multiple asset ID's can be included here.

COMMENTS – Explanation of the required changes.

- Staff can also choose to upload an attachment near the bottom of the editing window.



- Click 'Save' to submit the redline.
- To add another redline, repeat steps 5-8. If redlining is complete, click the 'x' in the Edit pop-up to dismiss the tool.

5.2 Directions to Edit an Existing Redline

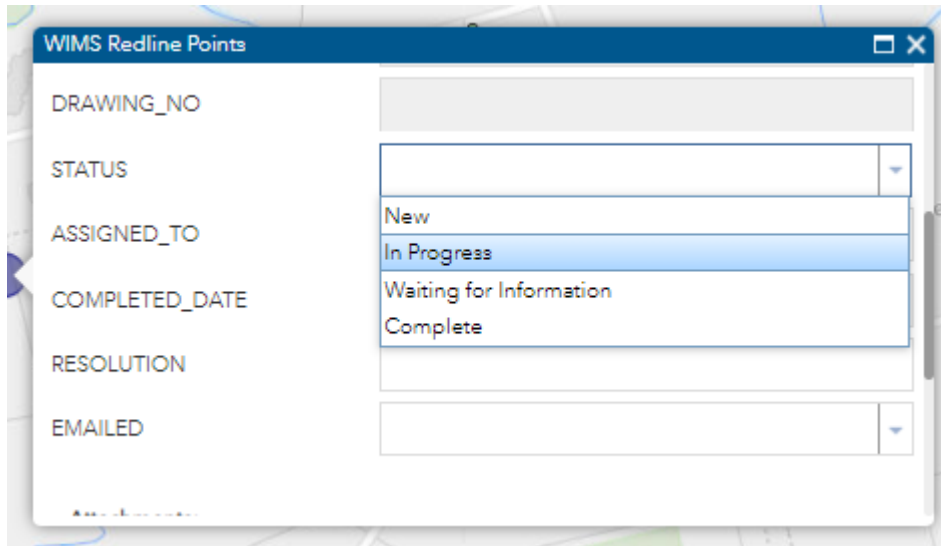
- Navigate to an existing redline location.
- Click the redline point on the map to view a pop-up containing COMMENTS, ASSET_INFO and USER_NAME.
- Click the menu option in the pop-up and select Edit to make changes to COMMENTS, ASSET_INFO and/or USER_NAME.
- Click 'Save' to submit the updated redline.
- Staff will receive an email from a WIS member upon completing redline actions.

5.3 WIS

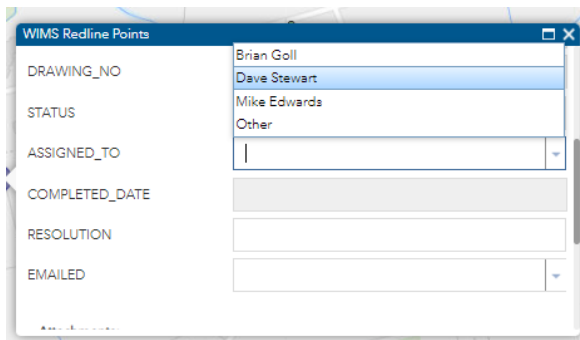
- Navigate to the following:
<https://hamiltonwater.maps.arcgis.com/apps/webappviewer/index.html?id=f6b472f2135246dc9f358d1140919567> using your HW AGOL account or tap into the redline layers via the corporate database in order to make edits (GEODBA.WIMS_REDLINE_POINTS and GEODBA.WIMS_REDLINE_LINES)
- Select a redline to review.
- Update the status field accordingly.



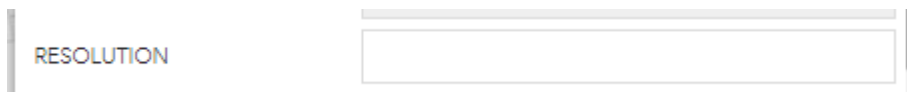
Title:	Updating Asset Information Using WIMS Redlining		
Document #	<i>PW-WW-P-011-014</i>	Document Level	<i>III (Scoped)</i>
Issue #:	<i>1</i>	Issue Date:	<i>April 2023</i>



4. Fill in the "Assigned to" field



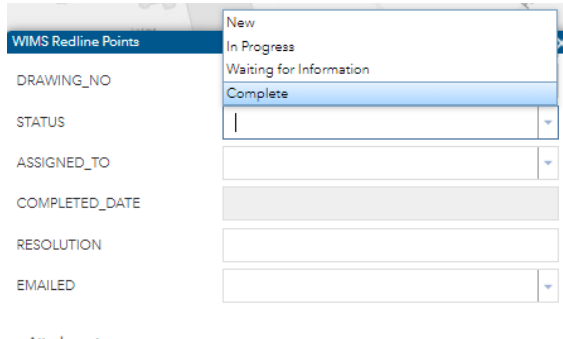
- 5. Review the request and make appropriate actions. Some back and forth communications may be necessary to ensure interpretation is correct.
- 6. Send email to redline requestor that the redline has been completed. Details/ snapshots may be included if needed.
- 7. Add resolution details if necessary.



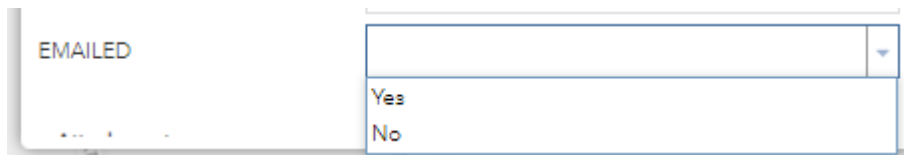
- 8. Change status to "Complete". This will auto trigger the completed date to be filled in.
- 9. This task is actioned on a weekly basis.



Title:	Updating Asset Information Using WIMS Redlining		
Document #	<i>PW-WW-P-011-014</i>	Document Level	<i>III (Scoped)</i>
Issue #:	<i>1</i>	Issue Date:	<i>April 2023</i>



10. Change "Emailed" field to "Yes"



5.4 Notes

- 1. All redlines are stored and kept within the redline layers.
- 2. Completed redlines are filtered out of WIMS.
- 3. For efficiency purposes a batch editor was added to our internal redline app.


6 ASSOCIATED DOCUMENTS

- [Transfer of Assets PW-WW-P-004-003](#)
- [DWQMS Approvals Process for Alterations of Drinking Water Systems PW-WW-P-004-001](#)
- [Procedure for Wastewater Approvals PW-WW-P-004-006](#)
- [BCOS + DWQMS Water Main - Dead end Flushing Procedure PW-WW-DC-WD-P-011-022](#)
- [Operation – Water Valves and hydrants PW-WW-DC-WD-P-011-002](#)

BCOS software tracks the revision history of document.



COMMUNICATION UPDATE

TO:	Mayor and Members City Council
DATE:	May 9, 2023
SUBJECT:	2023 Final Tax Impacts (City Wide)
WARD(S) AFFECTED:	City Wide
SUBMITTED BY:	Brian McMullen Director, Financial Planning, Administration and Policy Corporate Services Department
SIGNATURE:	

On March 23, 2023, staff presented the preliminary tax impacts based on the \$1,078.6 M operating budget approved by the General Issues Committee (GIC) on March 1, 2023.

On March 29, 2023, Council approved amendments to the budget that resulted in a final operating budget of \$1,069.6 M, which results in an average tax increase of 5.8% or \$260 for a residential property with an average assessment of \$385,000.

Report FCS23049, 2023 Tax Policies and Area Rating, being tabled at the General Issues Committee at its meeting on May 17, 2023, provides details on the tax policies for the 2023 taxation year.

The following tables show the average tax impacts by ward and area rating scenario.

**Table 1
2023 Total Residential Tax Impacts (Municipal and Education):
Urban / Full Time Fire**

(inclusive of growth, reassessment, area rating, tax policies, budget and education taxes)

BY WARD

	Residential Properties	% of Total Properties in Ward	Average Residential Assessment	Budget	Changes to Area Rating	Tax Impact (%)	Tax Impact (\$)
Ward 1	10,072	100%	\$ 409,000	5.6%	0.9%	6.5%	\$ 332
Ward 2	7,957	100%	\$ 290,000	5.6%	0.9%	6.5%	\$ 236
Ward 3	12,617	100%	\$ 228,000	5.6%	0.9%	6.5%	\$ 185
Ward 4	13,915	100%	\$ 236,000	5.6%	0.9%	6.5%	\$ 192
Ward 5 - HM	2,324	20%	\$ 360,000	5.6%	0.9%	6.5%	\$ 293
Ward 5 - SC	9,276	80%	\$ 308,000	5.7%	0.9%	6.7%	\$ 234
Ward 6	11,775	100%	\$ 333,000	5.6%	0.9%	6.5%	\$ 271
Ward 7	13,545	100%	\$ 339,000	5.6%	0.9%	6.5%	\$ 276
Ward 8	10,946	100%	\$ 372,000	5.6%	0.9%	6.5%	\$ 302
Ward 9 - HM	-	-	-	-	-	-	-
Ward 9 - SC	-	-	-	-	-	-	-
Ward 9 - GL	-	-	-	-	-	-	-
Ward 10 - HM	32	0%	\$ 413,000	5.6%	0.9%	6.5%	\$ 336
Ward 10 - SC	2,427	17%	\$ 699,000	5.7%	0.9%	6.7%	\$ 532
Ward 11 - GL	2,506	24%	\$ 399,000	5.9%	0.9%	6.9%	\$ 313
Ward 12 - AN	7,551	47%	\$ 559,000	5.5%	0.8%	6.3%	\$ 405
Ward 12 - FL	-	-	-	-	-	-	-
Ward 13 - DN	7,838	66%	\$ 468,000	5.5%	0.7%	6.3%	\$ 334
Ward 13 - FL	-	-	-	-	-	-	-
Ward 14 - HM	9,449	95%	\$ 394,000	5.6%	0.9%	6.5%	\$ 320
Ward 14 - AN	442	4%	\$ 692,000	5.5%	0.8%	6.3%	\$ 501
Ward 14 - GL	13	0%	\$ 440,000	5.9%	0.9%	6.9%	\$ 345
Ward 15 - FL	-	-	-	-	-	-	-
City-Wide Average			\$ 385,000			5.8%	\$ 260

Anomalies in totals due to rounding

OUR Vision: To be the best place to raise a child and age successfully.

OUR Mission: To provide high quality cost conscious public services that contribute to a healthy, safe and prosperous community, in a sustainable manner.

OUR Culture: Collective Ownership, Steadfast Integrity, Courageous Change, Sensational Service, Engaged Empowered Employees.

**Table 2
2023 Total Residential Tax Impacts (Municipal and Education):
Urban / Volunteer Fire**

(inclusive of growth, reassessment, area rating, tax policies, budget and education taxes)

BY WARD

	Residential Properties	% of Total Properties in Ward	Average Residential Assessment	Budget	Changes to Area Rating	Tax Impact (%)	Tax Impact (\$)
Ward 1	-	-	-	-	-	-	-
Ward 2	-	-	-	-	-	-	-
Ward 3	-	-	-	-	-	-	-
Ward 4	-	-	-	-	-	-	-
Ward 5 - HM	-	-	-	-	-	-	-
Ward 5 - SC	-	-	-	-	-	-	-
Ward 6	-	-	-	-	-	-	-
Ward 7	-	-	-	-	-	-	-
Ward 8	-	-	-	-	-	-	-
Ward 9 - HM	-	-	-	-	-	-	-
Ward 9 - SC	10	0%	\$ 572,000	5.8%	-1.7%	4.0%	\$ 250
Ward 9 - GL	-	-	-	-	-	-	-
Ward 10 - HM	-	-	-	-	-	-	-
Ward 10 - SC	-	-	-	-	-	-	-
Ward 11 - GL	1,378	13%	\$ 399,000	6.0%	-1.7%	4.2%	\$ 184
Ward 12 - AN	-	-	-	-	-	-	-
Ward 12 - FL	-	-	-	-	-	-	-
Ward 13 - DN	-	-	-	-	-	-	-
Ward 13 - FL	-	-	-	-	-	-	-
Ward 14 - HM	-	-	-	-	-	-	-
Ward 14 - AN	-	-	-	-	-	-	-
Ward 14 - GL	-	-	-	-	-	-	-
Ward 15 - FL	-	-	-	-	-	-	-
City-Wide Average			\$ 385,000			5.8%	\$ 260

Anomalies in totals due to rounding

OUR Vision: To be the best place to raise a child and age successfully.

OUR Mission: To provide high quality cost conscious public services that contribute to a healthy, safe and prosperous community, in a sustainable manner.

OUR Culture: Collective Ownership, Steadfast Integrity, Courageous Change, Sensational Service, Engaged Empowered Employees.

**Table 3
2023 Total Residential Tax Impacts (Municipal and Education):
Urban / Full Time to Composite Fire**

(inclusive of growth, reassessment, area rating, tax policies, budget and education taxes)

BY WARD

	Residential Properties	% of Total Properties in Ward	Average Residential Assessment	Budget	Changes to Area Rating	Tax Impact (%)	Tax Impact (\$)
Ward 1	-	-	-	-	-	-	-
Ward 2	-	-	-	-	-	-	-
Ward 3	-	-	-	-	-	-	-
Ward 4	-	-	-	-	-	-	-
Ward 5 - HM	-	-	-	-	-	-	-
Ward 5 - SC	-	-	-	-	-	-	-
Ward 6	-	-	-	-	-	-	-
Ward 7	-	-	-	-	-	-	-
Ward 8	-	-	-	-	-	-	-
Ward 9 - HM	126	1%	\$ 409,000	5.6%	-1.4%	4.1%	\$ 209
Ward 9 - SC	8,312	70%	\$ 572,000	5.7%	-1.6%	4.0%	\$ 263
Ward 9 - GL	2,478	21%	\$ 436,000	5.9%	-1.5%	4.2%	\$ 210
Ward 10 - HM	-	-	-	-	-	-	-
Ward 10 - SC	12,234	83%	\$ 699,000	5.7%	-1.6%	4.0%	\$ 321
Ward 11 - GL	326	3%	\$ 399,000	5.9%	-1.5%	4.2%	\$ 193
Ward 12 - AN	5,724	35%	\$ 559,000	5.5%	-1.7%	3.7%	\$ 236
Ward 12 - FL	-	-	-	-	-	-	-
Ward 13 - DN	-	-	-	-	-	-	-
Ward 13 - FL	-	-	-	-	-	-	-
Ward 14 - HM	-	-	-	-	-	-	-
Ward 14 - AN	-	-	-	-	-	-	-
Ward 14 - GL	-	-	-	-	-	-	-
Ward 15 - FL	8,538	74%	\$ 527,000	5.3%	-1.6%	3.6%	\$ 215
City-Wide Average			\$ 385,000			5.8%	\$ 260

Anomalies in totals due to rounding

OUR Vision: To be the best place to raise a child and age successfully.

OUR Mission: To provide high quality cost conscious public services that contribute to a healthy, safe and prosperous community, in a sustainable manner.

OUR Culture: Collective Ownership, Steadfast Integrity, Courageous Change, Sensational Service, Engaged Empowered Employees.

**Table 4
2023 Total Residential Tax Impacts (Municipal and Education):
Urban / Volunteer to Composite Fire**

(inclusive of growth, reassessment, area rating, tax policies, budget and education taxes)

BY WARD

	Residential Properties	% of Total Properties in Ward	Average Residential Assessment	Budget	Changes to Area Rating	Tax Impact (%)	Tax Impact (\$)
Ward 1	-	-	-	-	-	-	-
Ward 2	-	-	-	-	-	-	-
Ward 3	-	-	-	-	-	-	-
Ward 4	-	-	-	-	-	-	-
Ward 5 - HM	-	-	-	-	-	-	-
Ward 5 - SC	-	-	-	-	-	-	-
Ward 6	-	-	-	-	-	-	-
Ward 7	-	-	-	-	-	-	-
Ward 8	-	-	-	-	-	-	-
Ward 9 - HM	-	-	-	-	-	-	-
Ward 9 - SC	34	0%	\$ 572,000	5.8%	0.7%	6.6%	\$ 408
Ward 9 - GL	-	-	-	-	-	-	-
Ward 10 - HM	-	-	-	-	-	-	-
Ward 10 - SC	-	-	-	-	-	-	-
Ward 11 - GL	24	0%	\$ 399,000	6.0%	0.7%	6.7%	\$ 294
Ward 12 - AN	24	0%	\$ 559,000	5.6%	0.6%	6.2%	\$ 378
Ward 12 - FL	-	-	-	-	-	-	-
Ward 13 - DN	-	-	-	-	-	-	-
Ward 13 - FL	-	-	-	-	-	-	-
Ward 14 - HM	-	-	-	-	-	-	-
Ward 14 - AN	-	-	-	-	-	-	-
Ward 14 - GL	-	-	-	-	-	-	-
Ward 15 - FL	-	-	-	-	-	-	-
City-Wide Average			\$ 385,000			5.8%	\$ 260

Anomalies in totals due to rounding

OUR Vision: To be the best place to raise a child and age successfully.

OUR Mission: To provide high quality cost conscious public services that contribute to a healthy, safe and prosperous community, in a sustainable manner.

OUR Culture: Collective Ownership, Steadfast Integrity, Courageous Change, Sensational Service, Engaged Empowered Employees.

**Table 5
2023 Total Residential Tax Impacts (Municipal and Education):
Rural / Full Time Fire**

(inclusive of growth, reassessment, area rating, tax policies, budget and education taxes)

BY WARD

	Residential Properties	% of Total Properties in Ward	Average Residential Assessment	Budget	Changes to Area Rating	Tax Impact (%)	Tax Impact (\$)
Ward 1	-	-	-	-	-	-	-
Ward 2	-	-	-	-	-	-	-
Ward 3	-	-	-	-	-	-	-
Ward 4	-	-	-	-	-	-	-
Ward 5 - HM	-	-	-	-	-	-	-
Ward 5 - SC	-	-	-	-	-	-	-
Ward 6	-	-	-	-	-	-	-
Ward 7	-	-	-	-	-	-	-
Ward 8	-	-	-	-	-	-	-
Ward 9 - HM	-	-	-	-	-	-	-
Ward 9 - SC	-	-	-	-	-	-	-
Ward 9 - GL	-	-	-	-	-	-	-
Ward 10 - HM	-	-	-	-	-	-	-
Ward 10 - SC	-	-	-	-	-	-	-
Ward 11 - GL	89	1%	\$ 399,000	5.5%	1.3%	7.0%	\$ 302
Ward 12 - AN	141	1%	\$ 559,000	5.5%	1.3%	6.9%	\$ 423
Ward 12 - FL	-	-	-	-	-	-	-
Ward 13 - DN	171	1%	\$ 468,000	5.5%	1.1%	6.7%	\$ 342
Ward 13 - FL	-	-	-	-	-	-	-
Ward 14 - HM	-	-	-	-	-	-	-
Ward 14 - AN	-	-	-	-	-	-	-
Ward 14 - GL	-	-	-	-	-	-	-
Ward 15 - FL	-	-	-	-	-	-	-

City-Wide Average	\$ 385,000	5.8%	\$ 260
--------------------------	-------------------	-------------	---------------

Anomalies in totals due to rounding

OUR Vision: To be the best place to raise a child and age successfully.

OUR Mission: To provide high quality cost conscious public services that contribute to a healthy, safe and prosperous community, in a sustainable manner.

OUR Culture: Collective Ownership, Steadfast Integrity, Courageous Change, Sensational Service, Engaged Empowered Employees.

**Table 6
2023 Total Residential Tax Impacts (Municipal and Education):
Rural / Volunteer Fire**

(inclusive of growth, reassessment, area rating, tax policies, budget and education taxes)

BY WARD

	Residential Properties	% of Total Properties in Ward	Average Residential Assessment	Budget	Changes to Area Rating	Tax Impact (%)	Tax Impact (\$)
Ward 1	-	-	-	-	-	-	-
Ward 2	-	-	-	-	-	-	-
Ward 3	-	-	-	-	-	-	-
Ward 4	-	-	-	-	-	-	-
Ward 5 - HM	-	-	-	-	-	-	-
Ward 5 - SC	-	-	-	-	-	-	-
Ward 6	-	-	-	-	-	-	-
Ward 7	-	-	-	-	-	-	-
Ward 8	-	-	-	-	-	-	-
Ward 9 - HM	-	-	-	-	-	-	-
Ward 9 - SC	649	5%	\$ 572,000	5.6%	-1.4%	4.2%	\$ 248
Ward 9 - GL	48	0%	\$ 436,000	5.7%	-1.4%	4.2%	\$ 189
Ward 10 - HM	-	-	-	-	-	-	-
Ward 10 - SC	-	-	-	-	-	-	-
Ward 11 - GL	5,787	54%	\$ 399,000	5.7%	-1.4%	4.2%	\$ 173
Ward 12 - AN	322	2%	\$ 559,000	5.6%	-1.4%	4.1%	\$ 242
Ward 12 - FL	1,333	8%	\$ 450,000	5.7%	-1.4%	4.2%	\$ 195
Ward 13 - DN	-	-	-	-	-	-	-
Ward 13 - FL	3,526	30%	\$ 550,000	5.7%	-1.4%	4.2%	\$ 238
Ward 14 - HM	-	-	-	-	-	-	-
Ward 14 - AN	-	-	-	-	-	-	-
Ward 14 - GL	-	-	-	-	-	-	-
Ward 15 - FL	1,911	17%	\$ 527,000	5.7%	-1.4%	4.2%	\$ 228
City-Wide Average			\$ 385,000			5.8%	\$ 260

Anomalies in totals due to rounding

OUR Vision: To be the best place to raise a child and age successfully.

OUR Mission: To provide high quality cost conscious public services that contribute to a healthy, safe and prosperous community, in a sustainable manner.

OUR Culture: Collective Ownership, Steadfast Integrity, Courageous Change, Sensational Service, Engaged Empowered Employees.

**Table 7
2023 Total Residential Tax Impacts (Municipal and Education):
Rural / Full Time to Composite Fire**

(inclusive of growth, reassessment, area rating, tax policies, budget and education taxes)

BY WARD

	Residential Properties	% of Total Properties in Ward	Average Residential Assessment	Budget	Changes to Area Rating	Tax Impact (%)	Tax Impact (\$)
Ward 1	-	-	-	-	-	-	-
Ward 2	-	-	-	-	-	-	-
Ward 3	-	-	-	-	-	-	-
Ward 4	-	-	-	-	-	-	-
Ward 5 - HM	-	-	-	-	-	-	-
Ward 5 - SC	-	-	-	-	-	-	-
Ward 6	-	-	-	-	-	-	-
Ward 7	-	-	-	-	-	-	-
Ward 8	-	-	-	-	-	-	-
Ward 9 - HM	-	-	-	-	-	-	-
Ward 9 - SC	-	-	-	-	-	-	-
Ward 9 - GL	-	-	-	-	-	-	-
Ward 10 - HM	-	-	-	-	-	-	-
Ward 10 - SC	-	-	-	-	-	-	-
Ward 11 - GL	403	4%	\$ 399,000	5.5%	-1.3%	4.2%	\$ 182
Ward 12 - AN	75	0%	\$ 559,000	5.5%	-1.3%	4.2%	\$ 254
Ward 12 - FL	-	-	-	-	-	-	-
Ward 13 - DN	-	-	-	-	-	-	-
Ward 13 - FL	-	-	-	-	-	-	-
Ward 14 - HM	-	-	-	-	-	-	-
Ward 14 - AN	-	-	-	-	-	-	-
Ward 14 - GL	-	-	-	-	-	-	-
Ward 15 - FL	-	-	-	-	-	-	-
City-Wide Average			\$ 385,000			5.8%	\$ 260

Anomalies in totals due to rounding

OUR Vision: To be the best place to raise a child and age successfully.

OUR Mission: To provide high quality cost conscious public services that contribute to a healthy, safe and prosperous community, in a sustainable manner.

OUR Culture: Collective Ownership, Steadfast Integrity, Courageous Change, Sensational Service, Engaged Empowered Employees.

**Table 8
2023 Total Residential Tax Impacts (Municipal and Education):
Rural / Volunteer to Composite Fire**

(inclusive of growth, reassessment, area rating, tax policies, budget and education taxes)

BY WARD

	Residential Properties	% of Total Properties in Ward	Average Residential Assessment	Budget	Changes to Area Rating	Tax Impact (%)	Tax Impact (\$)
Ward 1	-	-	-	-	-	-	-
Ward 2	-	-	-	-	-	-	-
Ward 3	-	-	-	-	-	-	-
Ward 4	-	-	-	-	-	-	-
Ward 5 - HM	-	-	-	-	-	-	-
Ward 5 - SC	-	-	-	-	-	-	-
Ward 6	-	-	-	-	-	-	-
Ward 7	-	-	-	-	-	-	-
Ward 8	-	-	-	-	-	-	-
Ward 9 - HM	-	-	-	-	-	-	-
Ward 9 - SC	182	2%	\$ 572,000	5.6%	1.1%	6.8%	\$ 405
Ward 9 - GL	10	0%	\$ 436,000	5.7%	1.1%	6.8%	\$ 309
Ward 10 - HM	-	-	-	-	-	-	-
Ward 10 - SC	-	-	-	-	-	-	-
Ward 11 - GL	122	1%	\$ 399,000	5.7%	1.1%	6.8%	\$ 283
Ward 12 - AN	1,033	6%	\$ 559,000	5.6%	1.1%	6.8%	\$ 396
Ward 12 - FL	-	-	-	-	-	-	-
Ward 13 - DN	228	2%	\$ 468,000	5.6%	0.9%	6.6%	\$ 320
Ward 13 - FL	27	0%	\$ 550,000	5.7%	1.1%	6.8%	\$ 390
Ward 14 - HM	-	-	-	-	-	-	-
Ward 14 - AN	-	-	-	-	-	-	-
Ward 14 - GL	-	-	-	-	-	-	-
Ward 15 - FL	1,065	9%	\$ 527,000	5.7%	1.1%	6.8%	\$ 374
City-Wide Average			\$ 385,000			5.8%	\$ 260

Anomalies in totals due to rounding

GR/dt


OUR Vision: To be the best place to raise a child and age successfully.

OUR Mission: To provide high quality cost conscious public services that contribute to a healthy, safe and prosperous community, in a sustainable manner.

OUR Culture: Collective Ownership, Steadfast Integrity, Courageous Change, Sensational Service, Engaged Empowered Employees.



COMMUNICATION UPDATE

TO:	Mayor and Members City Council
DATE:	May 12, 2023
SUBJECT:	145 King Street East, Hamilton – Water and Wastewater / Storm Account Credit Adjustment (Ward 2)
WARD(S) AFFECTED:	Ward 2
SUBMITTED BY:	Brian McMullen Director, Financial Planning, Administration and Policy Corporate Services Department
SIGNATURE:	

The City's Water and Wastewater / Storm Back-billing Policy (Policy) maintains the principle that consumers are to pay for the water and / or wastewater / storm services they utilize, while ensuring that back-bill adjustments are conducted in a fair and reasonable manner. Typically, back-bill adjustments represent charges not previously billed for service that was delivered to the customer during a period before the current billing cycle where the original billings are discovered to be too low (under-billed). Less frequently, an over-billing of charges arises due to a billing error as has occurred with the water account for 145 King Street East, Hamilton.

Generally, customers request to enter into an optional payment arrangement once a significant bill adjustment related to an underbilling occurs. Per the City's Water Billing Payment Arrangement Policy, arrangements exceeding \$100 K require City Council approval. Where a credit bill adjustment surpasses \$100 K, the matter is provided to Council for information.

As such, this Communication Update is provided to advise that a credit bill adjustment has been completed regarding a commercial customer with a service address of 145 King Street East, Hamilton. As part of a current review by Hamilton Water of all radio equipped water meters in service, an overbilling of the water account has been identified resulting in a credit adjustment of \$118,336.95.

In November 2017, a water meter replacement was completed, however, the related meter installation work order provided to Alectra from Hamilton Water reflected an incorrect meter multiplier resulting in the account being over billed by a factor of 10. The customer has been informed of the credit which has been applied to the affected water account.



OUR Vision: To be the best place to raise a child and age successfully.

OUR Mission: To provide high quality cost conscious public services that contribute to a healthy, safe and prosperous community, in a sustainable manner.

OUR Culture: Collective Ownership, Steadfast Integrity, Courageous Change, Sensational Service, Engaged Empowered Employees.



COMMUNICATION UPDATE

TO:	Mayor and Members City Council
DATE:	May 15, 2023
SUBJECT:	Community Enrichment Fund Digital Stream Funding Partnership (City Wide)
WARD(S) AFFECTED:	City Wide
SUBMITTED BY:	Cyrus Tehrani Chief Digital Officer and Director of Innovation City Manager's Office
SIGNATURE:	
SUBMITTED BY:	Morgan Stahl Director, Government Relations & Community Engagement City Manager's Office
SIGNATURE:	

A new, two-year pilot program, Digital Equity Stream, was approved for inclusion in the City Enrichment Fund (CEF) by Council in August 2022 via report CM22015/GRA22003. A \$150,000 one-time funding from CEF reserves was approved for the two year-pilot for years 2023 and 2024. The objective of the Digital Equity Stream was to make funding available to organizations, events, and activities that support efforts to achieve digital equity, promote digital inclusion, and spur greater adoption of broadband among underserved populations. Each year, \$75,000 are allotted for disbursement to successful applicants that meet the Digital Equity Stream and City Enrichment Fund criteria.

As part of that work, a mutually beneficial partnership has been formed between R.R. McCann Family Foundation (the "Foundation") and CEF Digital Stream, on behalf of the City of Hamilton. The Foundation has a keen interest in funding digital equity-related initiatives in our community. The City has entered into a partnership Memorandum of Understanding, that will see successful, registered Not-For-Profit Digital Stream grant

OUR Vision: To be the best place to raise a child and age successfully.

OUR Mission: To provide high quality cost conscious public services that contribute to a healthy, safe and prosperous community, in a sustainable manner.

OUR Culture: Collective Ownership, Steadfast Integrity, Courageous Change, Sensational Service, Engaged Empowered Employees.

SUBJECT: Community Enrichment Fund Digital Stream Funding Partnership (City Wide) - Page 2 of 2

recipients, receive additional funding from the Foundation to support their programs to complement their City Enrichment Fund grant.

A total of \$100,000 will be disbursed to Digital Stream grant recipients at the discretion of the Foundation over the two-year pilot. Any disbursements from the Foundation to CEF Digital stream grant recipients will have no impact on current grant award funding or the decision for future consideration by the City for any future applications to the City Enrichment Fund, but will be additional funding on top of CEF grant award.

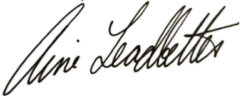
According to current funding recommendations, year one of the Digital Equity stream pilot will see four applicants recommended with a total of \$33,809. Many other community organizations expressed interest in applying for the new stream but did not feel they could not meet the November 2022 grant application deadline. It is anticipated that an increased volume of applications in the 2nd year of the pilot Digital stream will be received as part of the Fall 2023 grant intake cycle.

This partnership represents a model for future potential funding partnerships such as matching City investment dollars that can help further amplify the City Enrichment Fund impacts in our community.

APPENDICES AND SCHEDULES ATTACHED - None



COMMUNICATION UPDATE

TO:	Mayor and Members of Council
DATE:	May 15, 2023
SUBJECT:	Municipal Election – City Clerk’s Report on Election Financial Submissions
WARD(S) AFFECTED:	City Wide
SUBMITTED BY:	Aine Leadbetter Manager, Elections Print and Mail
SIGNATURE:	

This Communication Update is to advise that all financial statements for candidates and third-party advertisers related to the 2022 election have been posted publicly in accordance with the Municipal Elections Act, 1996.

As soon as possible following the deadline for submission of Financial Statements for Candidates and Third-Party Advertisers in the 2022 Municipal Election, the Office of the City Clerk has the following requirements:

- As per Section 88.23 (3)(c) of the Municipal Elections Act (the “Act”) in the case of a default of a candidate described in Section 88.23(1) of the Act, the clerk shall, make available to the public the name of the candidate and a description of the nature of the default.
- As per Section 88.23 (4) of the Act the Clerk shall make available to the public a report setting out all candidates in an election and indicating whether each candidate complied with Section 88.25 of the Act.
- As per Section 88.27 (2) of the Act the Clerk in the case of a default of a registered third party described in Section 88.27(1) of the Act, the clerk shall, make available to the public the name of the registered third party and a description of the nature of the default.
- As per Section 88.29 (11) of the Act the Clerk shall make available to the public on a website or in another electronic format a list of all registered third parties for the election along with an indication of whether each has filed a financial statement and auditor’s report under Section 88.29(1).

OUR Vision: To be the best place to raise a child and age successfully.

OUR Mission: To provide high quality cost conscious public services that contribute to a healthy, safe and prosperous community, in a sustainable manner.

OUR Culture: Collective Ownership, Steadfast Integrity, Courageous Change, Sensational Service, Engaged Empowered Employees.

SUBJECT: City Clerk's Report on Election Financial Submissions - Page 2 of 2

In compliance with the above sections of the "Act", all submissions have been reviewed and compiled into a report that is now posted on the City's website here:

<https://www.hamilton.ca/city-council/municipal-election/election-finances>

Any questions about the report can be directed to me.

Respectfully,

Aine Leadbetter
Manager, Elections, Print and Mail
905-546-2424 x2753
Aine.leadbetter@hamilton.ca


OUR Vision: To be the best place to raise a child and age successfully.

OUR Mission: To provide high quality cost conscious public services that contribute to a healthy, safe and prosperous community, in a sustainable manner.

OUR Culture: Collective Ownership, Steadfast Integrity, Courageous Change, Sensational Service, Engaged Empowered Employees.



COMMUNICATION UPDATE

TO:	Mayor and Members City Council
DATE:	May 16, 2023
SUBJECT:	Acquisition of 65 Frances Avenue, Stoney Creek (Ward 10)
WARD(S) AFFECTED:	Ward 10
SUBMITTED BY:	Norm Schleeahn Director, Economic Development Planning and Economic Development Department
SIGNATURE:	

The purpose of this Communication Update is to advise Council that the City has successfully completed the purchase of the lands at 65 Frances Avenue, locally known as the Turtle Ponds.

On March 29, 2023, Council approved a Confidential Motion directing and authorizing the City to acquire the property, and to advise Council and the public through a Communications Update once the property purchase was successful.

The 3.95-acre site owned by the Hamilton Wentworth District School Board (HWDSB) is located within an environmentally sensitive area and abuts Edgelake Park. The property contains lands that have been identified as Community Beach Ponds ESA, Significant Woodland, Significant Wildlife Habitat, wetland, and watercourse and are located within the Hamilton Conservation Authority regulated area.

The Patrick J McNally Charitable Foundation generously agreed to donate funds to acquire the property.

The Corporate Real Estate Office (CREO) engaged in negotiations with the HWDSB and on May 10, 2023, acquired 65 Frances Avenue, Stoney Creek for \$40 K. The acquisition was conducted in conformity with the "Sale of Land Policy By-law", By-law number 14-204 and was acquired at Market Value.

OUR Vision: To be the best place to raise a child and age successfully.

OUR Mission: To provide high quality cost conscious public services that contribute to a healthy, safe, and prosperous community, in a sustainable manner.

OUR Culture: Collective Ownership, Steadfast Integrity, Courageous Change, Sensational Service, Engaged Empowered Employees.

**SUBJECT: Acquisition of 65 Frances Avenue, Stoney Creek (Ward 10) - Page 2
of 2**

On May 9, 2023, the CREO issued a letter of appreciation to the Patrick J McNally Charitable Foundation for their generous contribution.

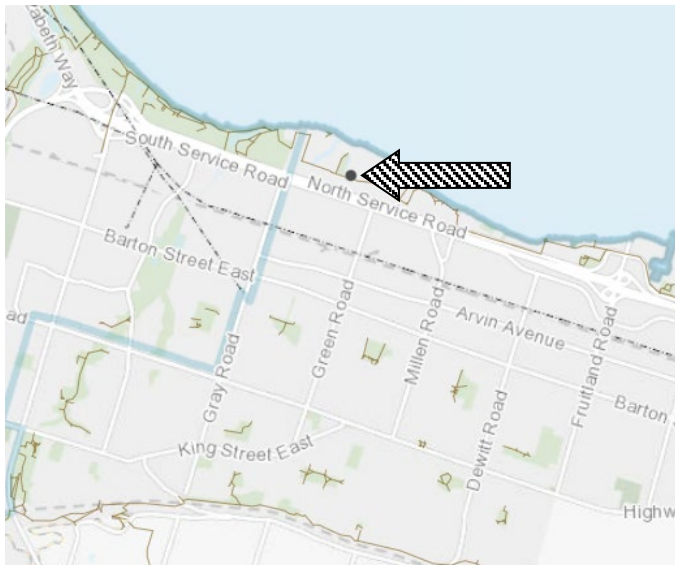
If you require any further information on the above matter, please contact Robert Piper, Property Consultant, Corporate Real Estate Office by e-mail at Rob.Piper@hamilton.ca or at (905) 546-2424 Ext. 1701.

APPENDICES AND SCHEDULES ATTACHED

Appendix "A" – Location Map



KEY MAP



LOCATION PLAN

65 Frances Avenue,
Stoney Creek

CITY OF HAMILTON
Planning and Economic Development Department
Corporate Real Estate Office

LEGEND

SUBJECT LAND



SCALE
NOT TO SCALE


DATE
2023-05-09

REFERENCE FILE NO:

2019-102



COMMUNICATION UPDATE

TO:	Mayor and Members City Council
COMMITTEE DATE:	May 17, 2023
SUBJECT/REPORT NO:	Maintenance on the Lincoln M. Alexander Parkway (TOM2301) (City Wide)
WARD(S) AFFECTED:	City Wide
SUBMITTED BY:	Mike Field Director (Acting), Transportation Division Public Works Department
SIGNATURE:	

This Information Update is to inform Mayor Horwath and Members of Council about the asphalt repairs and maintenance that are required on the Lincoln M. Alexander Parkway (LINC) later this month.

This will be the Transportation Division's fourth annual maintenance weekend closure of the LINC. The full closure of the LINC has proven to be successful in previous years by limiting traffic impacts for motorists to one weekend, as well increasing the safety and efficiency of crews conducting uninterrupted maintenance activities.

Maintenance on the LINC will include spot repairs to the asphalt, sections of mill and pave resurfacing, catch basin cleaning, bridge repair, graffiti removal, ditching, vegetation control, pavement marking and sign repair.

Both directions of the LINC will be closed simultaneously between Friday, May 26, 2023 and Monday, May 29, 2023, due to the nature of the work and to ensure health and safety precautions of crews.

- Eastbound closure: Friday, May 26, 2023 at 8:00 a.m. – Monday, May 29, 2023 at 4:00 a.m. from Golf Links Road to the Red Hill Valley Parkway (RHVP), including the RHVP off ramp from the eastbound LINC; and


OUR Vision: To be the best place to raise a child and age successfully.

OUR Mission: To provide high quality cost conscious public services that contribute to a healthy, safe and prosperous community, in a sustainable manner.

OUR Culture: Collective Ownership, Steadfast Integrity, Courageous Change, Sensational Service, Engaged Empowered Employees.



COMMUNICATION UPDATE

TO:	Mayor and Members City Council
DATE:	May 18, 2023
SUBJECT:	Capital Projects Status Report as of December 31, 2022 (City Wide)
WARD(S) AFFECTED:	City Wide
SUBMITTED BY:	Kirk Weaver Acting Director, Financial Planning, Administration and Policy Corporate Services Department
SIGNATURE:	

BACKGROUND INFORMATION

The Capital Projects Status and Capital Project Closing reports are submitted to City Council three times a year as of June 30, September 30 and December 31.

On July 10, 2015, Council approved changes to the City's Capital Projects' Monitoring Policy (Report FCS14031). Previously, staff reported on the status of the Capital Work-in-Progress projects to their respective Standing Committees. The amended Policy had staff submit the status of the Capital Work-in-Progress projects to the Capital Projects Work-in-Progress Sub-Committee.

On July 8, 2022, Council approved the Governance Review Sub-Committee recommendation to disband the Capital Projects Work In-Progress Review Sub-Committee (Report FCS22056) and that future status updates on capital works in progress be communicated through Communication Updates to Council.

Capital Works-In-Progress Update

The purpose of the Capital Projects Status Report is to provide a framework to ensure clarity, transparency and accountability over capital projects by placing staff accountable for mitigating cost overruns, ensuring that capital projects are completed in a timely matter and encouraging detailed, accurate and consistent reporting on the status and timely closure of capital projects.

Table 1 represents the total Council approved capital budget, expenditures / commitments, available balance and percentage complete for each program area.

OUR Vision: To be the best place to raise a child and age successfully.

OUR Mission: To provide high quality cost conscious public services that contribute to a healthy, safe and prosperous community, in a sustainable manner.

OUR Culture: Collective Ownership, Steadfast Integrity, Courageous Change, Sensational Service, Engaged Empowered Employees.

**SUBJECT: Capital Projects Status Report as of December 31, 2022 (City Wide) –
Page 2 of 3**

Table 1
City of Hamilton
Expenditure Summary by Program Area
As of December 31, 2022

	Approved Budget	Expenditures/ Commitments	Available Balance	Percentage Complete (%)
Corporate Services	\$ 105,820,688.71	\$ 86,461,955.82	\$ 19,358,732.90	81.7%
City Manager	\$ 6,034,195.08	\$ 3,982,653.35	\$ 2,051,541.73	66.0%
Corporate Projects	\$ 8,289,712.63	\$ 2,462,050.88	\$ 5,827,661.75	29.7%
Outside Boards and Agencies	\$ 2,280,677.50	\$ 57,115.78	\$ 2,223,561.72	2.5%
Healthy and Safe Communities	\$ 170,224,240.82	\$ 89,312,217.21	\$ 80,912,023.61	52.5%
Planning and Economic Development	\$ 447,136,692.52	\$ 289,430,916.68	\$ 157,705,775.85	64.7%
Public Works	\$ 3,008,189,895.85	\$ 1,504,973,984.53	\$ 1,503,215,911.32	50.0%

Table 2 shows the trend over the last four years for project completion percentage by program area.

Table 2
City of Hamilton
Historical Comparison - Percentage of Completion
As of December 31, 2022

	2022	2021	2020	2019
Corporate Services	81.7%	27.8%	76.7%	82.7%
City Manager	66.0%	62.6%	49.4%	50.5%
Corporate Projects	29.7%	46.7%	50.7%	N/A
Outside Boards and Agencies	2.5%	57.1%	37.2%	58.5%
Healthy and Safe Communities	52.5%	66.9%	62.2%	75.8%
Planning and Economic Development	64.7%	56.4%	56.1%	55.5%
Public Works	50.0%	61.0%	68.6%	76.0%

Appendix “A” reflects the status of open tax supported capital projects as of December 31, 2022 by program within the following areas: Corporate Services, City Manager, Corporate Projects, Outside Boards and Agencies, Healthy and Safe Communities, Planning and Economic Development and Public Works.

Appendix “B” reflects the status of open rate supported capital projects as of December 31, 2022 by program within the following departments: Planning and Economic Development and Public Works.

All Capital Project managers have been requested to review and update the status of their projects, which have been provided in the attached appendices.

Specific questions about projects can be directed to the Project Manager identified within Appendix “A” and Appendix “B” to this Communication Update.

APPENDICES AND SCHEDULES ATTACHED

Appendix “A” to Communication Update – Capital Projects Status Report (Tax Supported) as of December 31, 2022

Appendix “B” to Communication Update – Capital Projects Status Report (Rate Supported) as of December 31, 2022

MZ/dt

City of Hamilton
Capital Projects Status Report - Tax Supported
As of December 31, 2022

YEAR APPROVED	PROJECT ID	DESCRIPTION	APPROVED BUDGET (\$)	ACTUAL EXPENDITURES (\$)	PO COMMITMENTS (\$)	AVAILABLE BALANCE (\$) d = a - b - c	% COMPLETE e = (b+c) / a	Project Manager	STATUS EXPLANATION as of December 31, 2022
			a	b	c	d	e		
CORPORATE SERVICES DEPARTMENT									
<i>Finance Program</i>									
2012	3381255201	DC Bylaws OMB Appeals	307,120	157,603	-	149,517	51.3%	L. Gillies	Available funds to be used in defending 2014 DC By-law appeals. OLT has approved settlement and refunds were issued. Funds to be transferred to 3381980901 and project closed.
2013	2051359310	HFF 2013 Grant Payments	4,714,436	4,714,436	-	0	100.0%	D.Robertson	In accordance with the Ontario Municipal Act, disbursements such as grants cannot be paid directly from a reserve, hence project acts as a clearing account from which payments are made. Reconciliations are completed once a year at year end.
2013	2051357320	Call Handling Implementation	2,753,000	2,727,936	-	25,064	99.1%	C. Mercanti	Call Handling - The process of call consolidation program will be completed in early 2023. The project will come in at budget.
2015	3381557506	Taxation billing software Upgrade	65,000	47,981	-	17,019	73.8%	M. Di Santo	To be closed as part of the June 30 Closing Report.
2018	3381857501	Capital Budget System	83,597	50,378	-	33,220	60.3%	S. DuVerney	Project on going
2019	2051957901	Customer Experience Feedback Program	286,000	6,702	-	279,298	2.3%	S. DuVerney	ESRI platform was determined to be unsuitable for an enterprise solution based on learnings from the pilot. The D365 platform will be entering proof of concept in Q2 2023. Licenses will need to be purchased and an external consultant will need to be engaged.
2019	3381957502	Budget System Replacement	341,000	329,504	-	11,496	96.6%	C. Mercanti/ B. McMullen	Phase 2 of the project includes an internal review and update of existing processes to industry best practices and enhanced reporting requirements. All system and process upgrades are expected to be completed by end of 2024.
2019	3381980901	Development Charge Appeals	300,000	21,627	-	278,373	7.2%	L. Gillies	Funds to be used in defending the 2019 DC By-law appeals and any Section 22 complaints under the DC Act. Settlement in progress re 2019 DC by-law appeals.
2020	3382055002	Provision for ICIP	2,596,267	-	-	2,596,267	0.0%	K. Weaver	All transfer payment agreements have been executed, funds will be transferred to the approved projects to fund the City's share of eligible costs. Project status updates can be found under the following project IDs: 7202041204, 7202041201, 4402056926, 7102054006, and 7102054007
2021	3382155301	2021 DC Bylaw Studies	900,000	180,656	-	719,345	20.1%	L. Gillies	Staff has commenced work with the DC Consultant and programs staff to develop a Development Charges Background Study. New DC by-law to be in effect June 2024.
2021	2052180510	DC Exemptions Recovery	36,160,538	49,243,075	-	(13,082,537)	136.2%	L. Gillies	Funding was used to offset DC exemptions provided in year up to the budgeted amount.
2022	2052255200	Study-Generator Back Up	95,000	-	-	95,000	0.0%	C. Mercanti	Pending review from Facilities which is leading the generator study
2022	2052255201	Administrative Penalty Review	250,000	-	-	250,000	0.0%	C. Mercanti	RFP process in development and will be issued in Q1 2023 to review the governance and funding model.
2022	3382255001	Vacant Home Tax	2,600,000	-	-	2,600,000	0.0%	G. Rojas	The project is progressing as expected. Initial expenses have been focused on communications material; IT development is expected to start in Q2, 2023 and hiring process will start in Q3, 2024
Sub-Total Finance Program			51,451,958	57,479,897	-	-6,027,939	111.7%		
<i>School and Property Purchases</i>									
2013	4401356300	RE1300	12,786,000	27,746	-	12,758,254	0.2%	R. Kessler	Agreement has been reached with Developer. Working on agreement with School Board for land swap. Expect closure in Q4 2023
2014	4401456450	RE1401	6,000,000	7,222,457	-	(1,222,457)	120.4%	R. Kessler	On-going dialogue with adjacent developers to facilitate development and dispose of portion of site. Expecting future sales to offset any deficits in the project.
2015	2051550502	RE1502	1,960,000	2,027,532	-	(67,532)	103.4%	R. Kessler	Parks planning and potential disposition currently being pursued. Planning work and nature of disposition expected to be completed by Summer 2023.
2018	5301850810	RE1802	10,500,000	7,792,093	-	2,707,907	74.2%	R. Kessler	Continued negotiations and settlement deliberations through expropriation process. May be several years to conclude
2019	4401956100	RE1905	4,685,648	4,081,366	-	604,282	87.1%	R. Kessler	Waiting for final invoices for demolition.

City of Hamilton
Capital Projects Status Report - Tax Supported
As of December 31, 2022

YEAR APPROVED	PROJECT ID	DESCRIPTION	APPROVED BUDGET (\$)	ACTUAL EXPENDITURES (\$)	PO COMMITMENTS (\$)	AVAILABLE BALANCE (\$) d = a - b - c	% COMPLETE e = (b+c) / a	Project Manager	STATUS EXPLANATION as of December 31, 2022
			a	b	c	d	e		
2021	2112156401	Parkland Acquisition	3,000,000	3,000,000	-	-	100.0%	N/A	Used as opportunities arise.
			38,931,648	24,151,195	0	14,780,453	62.0%		

Information Technology Program

2017	3501757702	Network Infrastructure Sustainability and Continuous Improvement	1,585,000	1,215,342	-	369,658	76.7%	M. Gauthier	Equipment was purchased - need to work with finance to understand why balances have not changed
2018	3501857801	IT Strategy and Enterprise	810,000	700,752	-	109,248	86.5%	G. Binkosky	Funds to be used for creation a Human Resources technology strategy and roadmap - this work will begin in April 2023, funds consumed in April 2023.
2018	3501857806	Data Centre HVAC	450,000	51,644	-	398,356	11.5%	M. Gauthier	Target install date - June 2023
2019	3501957905	Strategic Enabling Our People	1,017,000	665,510	-	351,490	65.4%	D.Kay	1)Funds allocated for the implementation of Technology Roadmaps (Online Service Migration, Cloud Program) will be consumed in 2023 2) 120k allocated in 2023 for development of HR Technology Roadmap
2019	3501957906	Strategic Theme IT Optimization	300,000	227,413	-	72,587	75.8%	M. Gauthier	To be closed as part of the June 30 Closing Report.
2019	3501957907	Business Systems & Services Continuity	100,000	88,542	-	11,458	88.5%	M. Gauthier	Project on hold due to changing priorities, will continue in 2023
2019	3501957910	Email Platform Migration	891,000	572,824	-	318,176	64.3%	M. Gauthier	In progress - estimated to be completed by Q2
2020	3502057203	Payment Card Systems Review	195,000	75,660	-	119,340	38.8%	M. Gauthier	The review was completed, which has led to multiple discoveries which may require additional capital. This will continue into 2023
2020	3502057204	Corporate Trunked Radio Towers	100,000	-	-	100,000	0.0%	M. Gauthier	Expected to be closed by Q3 2023
2021	3502157101	Next Generation 9-1-1	6,000,000	284,927	-	5,715,073	4.7%	M. Gauthier	The ongoing engagement with a consultant (Federal Engineering) was leveraged to review the landscape and to educate Hamilton Police Service (HPS) and Hamilton Fire Department(HFD) on the NG9-1-1 requirements. Procurement for the NG9-1-1 Call Handling System was started. Project on track for implementation March 2025, less any facilities changes that might be required by HFD and HPS.
2021	3502157102	Firewall Purchase	200,000	7,486	-	192,514	3.7%	M. Gauthier	Hardware was purchased, project is ongoing
2021	3502157202	IT Asset Management Program	350,000	266,619	-	83,381	76.2%	S.Betts	Available funds will be leverage to support IT Asset Mgmt Program
2021	3502157210	PS Finance Tools Upgrade	100,000	34,484	-	65,516	34.5%	G. Binkosky	Project will be completed by end of March 2023, with all required funds consumed.
2021	3502157211	PeopleSoft HRMS Tools Upgrade	183,000	152,106	-	30,894	83.1%	G. Binkosky	This Project will be completed in April 2023, with all funds consumed, and the budget will not be overspent.
2021	3502157602	IT Security	299,262	154,131	-	145,131	51.5%	M. Gauthier	Multi-year project is ongoing, funds to be consumed in 2023
2021	3502157907	Bus Syst & Serv Continuity Pln	373,000	-	-	373,000	0.0%	M. Gauthier	Project is in progress, funds will be used in 2023. This is influenced by the security program currently developed.
2022	3502257200	IT Strategy Refresh	410,000	134,642	-	275,358	32.8%	D. Kay	Funds will be consumed in 2023+ for identified IT Strategy Projects; Current phase is IT Strategy Roadmap development through contractual services.
2022	3502257201	AP Approval and Workflow SW	225,000	-	-	225,000	0.0%	G. Binkosky	Work on this initiative will begin in Q2 2023.
2022	3502257202	Enterprise reporting & Visual	70,000	-	-	70,000	0.0%	G. Binkosky	Work has stalled due to resourcing constraints. The intent is to begin Q2 2023.
2022	3502257203	Information Security Program	850,000	153,103	-	696,897	18.0%	M. Gauthier	Consultants have been hired - this is a major multi-year project to expand into 2023-2024-2025
2022	3502257204	Legacy software upgrade	108,820	2,340	-	106,480	2.2%	G. Binkosky	Remaining funds will be used to fund HR Technology Strategy and Roadmap - work to begin in April 2023.
2022	3502257205	EDRMS-EnterpriseData&RecordMgmt	350,000	-	-	350,000	0.0%	D. Kay	Project Paused
Sub-Total Information Technology Program			14,967,082	4,787,526	0	10,179,556	32.0%		

Clerks Program

2017	3521757100	Information Management Training Modules	70,000	43,337	-	26,663	61.9%	L. Barroso	Experienced some delays due to workload pressures. Work on project continues
------	------------	---	--------	--------	---	--------	-------	------------	--

City of Hamilton
 Capital Projects Status Report - Tax Supported
 As of December 31, 2022

YEAR APPROVED	PROJECT ID	DESCRIPTION	APPROVED BUDGET (\$)	ACTUAL EXPENDITURES (\$)	PO COMMITMENTS (\$)	AVAILABLE BALANCE (\$) d = a - b - c	% COMPLETE e = (b+c) / a	Project Manager	STATUS EXPLANATION as of December 31, 2022
			a	b	c	d	e		
2021	2052157002	POA Mgmt Software Replacemnt	400,000	-	-	400,000	0.0%	C. Mercanti	This initiative is underway under the leadership of the Ministry of the Attorney General. Project completion date has not been confirmed due to the pandemic.
Sub-Total Clerks Program			470,000	43,337	-	426,663	9.2%		

TOTAL CORPORATE SERVICES			105,820,689	86,461,956	0	19,358,733	81.7%		
---------------------------------	--	--	--------------------	-------------------	----------	-------------------	--------------	--	--

CITY MANAGER DEPARTMENT

<i>City Manager Program</i>									
2012	2051257201	Website Redevelopment	2,564,150	2,037,660	-	526,490	79.5%	B. Large	Project launched Sept 19, 2022. Remaining balance to support warranty, functional updates/security upgrades with vendor & host until 2026.
2016	2051659601	Employee Survey-2016	234,500	238,113	-	(3,613)	101.5%	N. Cocca	Project entering final Phase, Action Planning. No further expenses expected from the Vendor
2017	3381757504	Performance Excellence Program	144,966	144,966	-	-	100.0%	C. Tehrani / L. Zinkewich	Project complete
2017	3381757505	Digital Strategy and the Service Experience	280,000	272,835	-	7,165	97.4%	B. Large	Funds committed to email subscription service 2022-2026 to support proactive push communications to residents
2018	2051857111	Corporate KRONOS	291,180	-	-	291,180	0.0%	N. Cocca	Project entering Future State Reporting phase, expected completion in April 2023 with follow up workshops with participants and final Report expected by Q2. Current under budget.
2018	3381858502	Enhancing City of Hamilton App for citizen services	65,000	20,851	-	44,149	32.1%	B. Minard/ B. Large	Contract ends February 1, 2023. Project to be closed in 2023 (first quarter)
2018	3381858503	Digital/Open Data Infrastructure	350,000	178,002	-	171,998	50.9%	C. Tehrani	Funding continues to support the evolution of the city's external public facing service performance dashboard and external data program. Initial Beta Dashboard released. Work is ongoing.
2019	2051959703	Learning Management System	250,000	246,860	-	3,140	98.7%	N. Cocca	Final vendor invoices received and paid. Successful Launch. Post launch support and maintenance will be funded through Operating
2019	3381959501	Digital Office Smart City	1,300,000	741,608	-	558,392	57.0%	C. Tehrani	Funding continues to support temporary staffing in the Digital & Innovation Office as well as in various in-flight projects and initiatives in support fo Smart Cities and related projects.
2020	2052059001	Talent Mgmt System Enhancement	200,000	-	-	200,000	0.0%	N. Cocca	Pending Council approval through 2023 Budget deliberations, Recruitment and Retention Strategy includes possible Capital investment in Recruitment/Talent Technology.
2021	3382157100	Public Space & Park Wi-Fi	99,999	101,759	-	(1,760)	101.8%	C. Tehrani	To be closed as part of the June 30 Closing Report.
2022	3382259505	AAF Digital Strategy	254,400	-	-	254,400	0.0%	Cyrus Tehrani	Work on Digital Strategy Development is ongoing. Target project completion is Feb 28, 2023
Sub-Total City Manager Program			6,034,195	3,982,653	0	2,051,542	66.0%		

TOTAL CITY MANAGER			6,034,195	3,982,653	0	2,051,542	66.0%		
---------------------------	--	--	------------------	------------------	----------	------------------	--------------	--	--

CORPORATE PROJECTS DEPARTMENT

<i>Councillor Infrastructure Program</i>									
<i>Ward 1</i>									
2012	4241209103	Public Art - Ward 1	300,000	244,152	-	55,848	81.4%	K. Coit	Churchill Park Project/Raoul Wallenberg Path completion celebration planned for May 2023, installation of art piece scheduled for April 2023. Fabrication 80% complete.
2012	4241209104	Historical Signs	50,000	1,501	-	48,499	3.0%	C. Redford	First Ward 1 historical sign of 2023 to be installed Q2 2023, Radial Park.
2014	4241409108	Ward 1 Bike Lanes-Longwood Rd N	50,000	9,043	-	40,957	18.1%	D. Bender	Consultant continuing design, to be tied into LRT work
2014	4241409113	Ward 1 Bike Racks	25,000	19,817	-	5,183	79.3%	P. Topalovic	Project is complete. Close project and return funds to Ward 1 Reserve 108051

City of Hamilton
 Capital Projects Status Report - Tax Supported
 As of December 31, 2022

YEAR APPROVED	PROJECT ID	DESCRIPTION	APPROVED BUDGET (\$)	ACTUAL EXPENDITURES (\$)	PO COMMITMENTS (\$)	AVAILABLE BALANCE (\$) d = a - b - c	% COMPLETE e = (b+c) / a	Project Manager	STATUS EXPLANATION as of December 31, 2022
			a	b	c	d	e		
2016	4241609102	Chedoke Course Redevelopment	50,000	-	-	50,000	0.0%	R. McHugh	Project has not yet started.
2016	4241609110	Recreation & Community Hub	1,170,000	5,048	-	1,164,952	0.4%	Recreation Division	Design phase starting Spring 2023 (Alexander)
2018	4241809104	Strathcona Cycling Imprmnts	45,000	9,226	-	35,774	20.5%	D. Bender	Bicycle boulevard project continuing in 2023
2019	4241909103	Ward 1 - Multi-Modal Connections Review	125,000	58,508	-	66,492	46.8%	P. Topalovic/ D. Bender	Phase 2 of project being implemented in 2023
2019	4241909215	Eastwood Park Bathroom	100,000	18,314	-	81,686	18.3%	R.Gatto	Ongoing upgrades to the washroom facility.
2020	3302009100*	Ward 1 Capital Reinvestment	41,485	39,776	-	1,709	95.9%	N/A	Funds from this project are used as initiatives are identified by Councillors.
2021	3302109100*	Ward 1 Capital Reinvestment	200,000	38,853	-	161,147	19.4%	N/A	Project ongoing. Will be closed once all commitments are cleared.
2021	4242109107	Churchill Prk Feasibility Stdy	150,000	58,616	-	91,384	39.1%	J. Warner	Design Phase starting Spring 2023 - LAS lead
2021	4242109108	HAAA - Feasability Study	150,000	70,106	-	79,894	46.7%	J. Warner	Design Phase starting Spring 2023 - LAS lead
2021	4242109112	Victoria Park Field House	650,000	30,417	-	619,583	4.7%	L. Duxbury	Design phase starting Spring 2023
Sub-Total Ward 1			3,106,485	603,377	-	2,503,108	19.4%		
Ward 2									
2013	4241309204	Public Art -Cent Mem Rec Centre - mural	17,500	-	-	17,500	0.0%	K. Coit	To be initiated Q2 2023. Site to be evaluated, and confirmed with Councillor. Project to be linked and combined with Concrete Canvas project due to insufficient funds
2014	4241409215	Multicultural Community Centre	112,000	-	-	112,000	0.0%	N/A	Funds from this project are used as initiatives are identified by Councillors.
2016	3301609602	Ward 2 Revenue Projects	-	45,201	-	(45,201)	N/A	N/A	This is a revenue project that is similar to a reserve where it funds other projects. Source revenue is Cell Tower.
2016	4241609203	PlanLocal Resident Safe Street	65,000	52,683	-	12,317	81.1%	N/A	Project is ongoing. Remaining balance to be used.
2016	4241609206	Graffiti Clean-up Cost Share	3,500	1,165	-	2,335	33.3%	N/A	Project ongoing.
2018	3301809602	Ward 2- Hydro One Contract	-	10,000	-	(10,000)	N/A	N/A	This is a revenue project that is similar to a reserve where it funds other projects. Source revenue is Cell Tower.
2018	4241809203	AR - Road Surface Treatment (W2 A/R)	240,000	-	-	240,000	0.0%	S.Jacob	Funding to be allocated to future projects in Ward 2
2019	4241909206	Claremont Graffiti Removal	149,850	-	-	149,850	0.0%	N/A	Project is ongoing.
2019	4241909207	Ferguson Graffiti Removal	75,000	-	-	75,000	0.0%	International Village BIA	Project is ongoing.
2019	4241909212	Shamrock Park Bike Path	112,735	85,239	-	27,497	75.6%	D. Pimentel	Ongoing project, anticipated completion in Q2 2023
2020	3302009200	Ward 2 Capital Reinvestment	100,000	3,229	-	96,771	3.2%	N/A	Funds from this project are used as initiatives are identified by Councillors.
2021	3302109200	Ward 2 Capital Reinvestment	200,000	49,642	-	150,358	24.8%	N/A	Project ongoing. Will be closed once all commitments are cleared.
Sub-Total Ward 2			1,075,585	247,157	-	828,428	23.0%		
Ward 3									
2015	3301509300	Ward 3 Capital Reinvestment	100,000	90,240	-	9,760	90.2%	A. Weinberger	Funds from this project are used as initiatives are identified by Councillors.
2016	3301609603	Ward 3 Revenue Projects	-	250,051	-	(250,051)	N/A	A. Weinberger	This is a revenue project that is similar to a reserve where it funds other projects. Source revenue is Cell Tower.
2017	4241709301	Memorial School Playground	150,000	-	-	150,000	0.0%	HWDSB	Funds to be provided to HWDSB when conditions are met.
2018	4241809310	77 Gage Redevelopment Study	250,000	85,800	-	164,200	34.3%	R. Kessler	Feasibility study complete.
2018	4241809311	77 Gage Community Hub	750,000	19,451	-	730,549	2.6%	R. Kessler	Feasibility study complete.
2020	3302009300	Ward 3 Capital Reinvestment	100,000	-	-	100,000	0.0%	A. Weinberger	Funds from this project are used as initiatives are identified by Councillors.
2021	3302109300	Ward 3 Capital Reinvestment	150,001	25,091	-	124,910	16.7%	A. Weinberger	Project ongoing. Will be closed once all commitments are cleared.
2021	4242109308	430 Cumberland Ave Fence	95,000	-	-	95,000	0.0%	N/A	Project ongoing and is approximately 25% complete.
2021	4242109309	430 Cumberland Ave Cameras	25,000	19,309	-	5,691	77.2%	N/A	Project ongoing and is approximately 15% complete.
Sub-Total Ward 3			1,620,001	489,943	-	1,130,058	30.2%		
Ward 4									

City of Hamilton
 Capital Projects Status Report - Tax Supported
 As of December 31, 2022

YEAR APPROVED	PROJECT ID	DESCRIPTION	APPROVED BUDGET (\$)	ACTUAL EXPENDITURES (\$)	PO COMMITMENTS (\$)	AVAILABLE BALANCE (\$) d = a - b - c	% COMPLETE e = (b+c) / a	Project Manager	STATUS EXPLANATION as of December 31, 2022
			a	b	c	d	e		
2016	3301609400	Ward 4 Capital Reinvestment	100,000	98,747	-	1,253	98.7%	N/A	Funds from this project are used as initiatives are identified by Councillors.
2021	3302109400	Ward 4 Capital Reinvestment	150,000	21,472	-	128,528	14.3%	N/A	Project ongoing. Will be closed once all commitments are cleared.
Sub-Total Ward 4			250,000	120,219	-	129,781	48.1%		
Ward 5									
2016	4241609502	Veever's Estate Capital Grant	25,000	-	-	25,000	0.0%	N/A	Project working in conjunction with Veever's Estate Tenant Improvements ID#7202141217 to install accessible pathways and bathroom to the building and site.
2016	4241609505	Food Centre Pilot Project	680,000	420,000	-	260,000	61.8%	N/A	Project is ongoing.
2017	4241709506	Vienna Orchards Sidewalk	84,000	10,147	-	73,853	12.1%	N/A	Construction complete. Addressing deficiencies. Payments to be completed upon invoicing.
2021	3302109500	Ward 5 Capital Reinvestment	200,000	639	-	199,361	0.3%	N/A	Project ongoing. Will be closed once all commitments are cleared.
Sub-Total Ward 5			989,000	430,786	-	558,214	43.6%		
Ward 6									
2020	3302009600	Ward 6 Capital Reinvestment	100,000	13,996	-	86,004	14.0%	N/A	Funds from this project are used as initiatives are identified by Councillors.
2021	3302109600	Ward 6 Capital Reinvestment	200,000	28,156	-	171,844	14.1%	N/A	Project ongoing. Will be closed once all commitments are cleared.
2021	4242109605	Anchor Road	230,000	74,705	-	155,295	32.5%	N/A	Funds from this project are used as initiatives are identified by Councillors.
2022	4242209603	Ward 6 Transit Shelters	60,000	-	-	60,000	0.0%	S.Stula	Funds from this project are used as initiatives are identified by Councillors.
Sub-Total Ward 6			590,000	116,857	-	473,143	19.8%		
Ward 7									
2021	3302109700	Ward 7 Capital Reinvestment	200,000	9,636	-	190,364	4.8%	N/A	Project ongoing. Will be closed once all commitments are cleared.
Sub-Total Ward 7			200,000	9,636	-	190,364	4.8%		
Ward 8									
2020	3302009800	Ward 8 Capital Reinvestment	100,000	56,823	-	43,177	56.8%	N/A	Funds from this project are used as initiatives are identified by Councillors.
2020	4242009805	Recreational Facility Repairs	100,000	66,474	-	33,526	66.5%	Recreation Division	To be closed as part of the June 30 Closing Report.
2021	3302109800	Ward 8 Capital Reinvestment	43,641	29,303	-	14,338	67.1%	N/A	Project ongoing. Will be closed once all commitments are cleared.
Sub-Total Ward 8			243,641	152,600	-	91,041	62.6%		
Ward 9									
Sub-Total Ward 9			-	-	-	-	N/A		
Ward 10									
2016	3301609610	Ward 10 Revenue Projects	-	77,149	-	(77,149)	N/A	N/A	This is a revenue project that is similar to a reserve where it funds other projects. Source revenue is Cell Tower.
Sub-Total Ward 10			-	77,149	-	(77,149)	N/A		
Ward 14									
2019	4241909146	Transit Shelter Wingfield Pl	15,000	9,342	-	5,658	62.3%	T. Detmar	To be closed as part of the June 30 Closing Report.
2021	3302109014	Ward 14 Capital Reinvestment	200,000	8,281	-	191,719	4.1%	N/A	Project ongoing. Will be closed once all commitments are cleared.
Sub-Total Ward 14			215,000	17,622	-	197,378	8.2%		
Infrastructure - Misc									
2016	3301609613	Ward 13 Revenue Projects	-	196,706	-	(196,706)	N/A	N/A	This is a revenue project that is similar to a reserve where it funds other projects. Source revenue is Cell Tower.
Sub-Total Infrastructure - Misc			-	196,706	-	(196,706)	N/A		
TOTAL CORPORATE PROJECTS			8,289,713	2,462,051	0	5,827,662	29.7%		
OUTSIDE BOARDS & AGENCIES									
City Housing									
2017	4241709106	City Housing Playground Upgrd	80,000	-	-	80,000	0.0%	N/A	Cost is higher than allocated amount. Councillors office to decide if the project will go ahead.
	4241809208*	Safety & Security 226 Rebecca	50,000	-	-	50,000	0.0%	N/A	Phase 2 of the project to be completed by Q1 2023
2018	4241809306	CityHousing-1stPlace&Sanford	200,000	-	-	200,000	0.0%	N/A	One part of project on hold as the Councillor is seeking tenant engagement and currently no tenant led group. Therefore scope not defined.
2021	6182141602	City Housing Contribution	1,000,000	-	-	1,000,000	0.0%	S. Botham	Currently the project is still waiting for its building permit.
2022	4242209209*	Ward 2 CHH Contribution	350,000	40,000	-	310,000		L.Ward	Project is ongoing

City of Hamilton
 Capital Projects Status Report - Tax Supported
 As of December 31, 2022

YEAR APPROVED	PROJECT ID	DESCRIPTION	APPROVED BUDGET (\$)	ACTUAL EXPENDITURES (\$)	PO COMMITMENTS (\$)	AVAILABLE BALANCE (\$) d = a - b - c	% COMPLETE e = (b+c) / a	Project Manager	STATUS EXPLANATION as of December 31, 2022
			a	b	c	d	e		
2022	4242209809*	CHH Waste Dumpsters	270,388	17,116	-	253,272		L.Ward	Project is ongoing
2022	4241909231*	Ward 2 CityHousing Carpet	180,290	-	-	180,290	0.0%	N/A	Project has started and is approximately 50% completed.
2022	4242209210	CHH 95 Hess Roof Railings	150,000	-	-	150,000	0.0%	B.Lilley	Project is ongoing
TOTAL OUTSIDE BOARDS & AGENCIES			2,280,678	57,116	0	2,223,562	2.5%		

HEALTHY & SAFE COMMUNITIES

Social Services Program

2012	2051255204	Neighbourhood Strategy	3,387,188	3,389,671	-	(2,483)	100.1%	A. Fletcher	Project is winding down and expected to be closed in 2023 with a deficit.
2019	6501941100	Human Services Integration	160,000	11,301	-	148,699	7.1%	J. Hohol	As per council approved report HSC22042 Housing Stability Plan and Investment Roadmap, \$150K is committed to Housing Stability Plan and Investment Roadmap project. This amount could change if third party funding is found.
2021	6502141100	Human Services Integration	320,000	-	-	320,000	0.0%	J. Hohol	Continuing to investigate solutions to more consistently connect staff to the clients they serve using City-provided devices. Funding for this work still to be allocated to Human Service Integration(HSI) and Housing Stability Plan and Investment Roadmap(HSIR) projects.
Sub-Total Social Services Program			3,867,188	3,400,972	-	466,216	87.9%		

Lodges Program

2017	6301751707	Freezer Wentworth	63,753	42,973	-	20,780	67.4%	V.Guetter	The project is now complete. Appropriation form submitted for review and approval to transfer remaining budget to Project ID 6301941006. Project to be closed once funds appropriated
2018	6301841001	ML Roof Replacement	1,634,000	1,480,238	-	153,762	90.6%	L. Keermaa	Final completion is at the end of the warranty phase one year from substantial completion. Once the PO is closed there will be surplus funds which can be reallocated to Ph2 Roofing Project (6302141100). Phase 2 Project to reach substantial performance in Q1 2023.
2018	6301841801	WL - Wing Roof Replacement	402,000	377,340	-	24,660	93.9%	L. Keermaa	Final completion is at the end of the warranty phase one year from substantial completion. Once the PO is closed there will be surplus funds which can be reallocated to Ph2 Roofing Project (6302141100). Phase 2 Project to reach substantial performance in Q1 2023.
2018	6301841802	ML - D Wing- Refurbishment	120,000	71,382	-	48,618	59.5%	V.Guetter	With the new B-wing expansion the future of D-wing is currently unknown. These funds will be used to provide for studies that are required to ascertain the use of D-wing in the future.
2019	6301941001	WL - Main Entrance Redesign	50,000	-	-	50,000	0.0%	V.Guetter	Project has begun; Bollards have been re-located. Concrete supports for fencing have been dug and poured, fencing will be installed when weather permits in Q2 2023.
2019	6301941002	WL - Exhaust & Supply	218,000	215,998	-	2,002	99.1%	F. Jillani	Still in-construction phase. Majority of scope was completed in Dec 2022. Revised timeframe of final completion due to lead time of Variable Frequency Drives component and the full scope of work to be completed by Q1 2023.
2019	6301941003	WL - Radiant Heating Thermostat	261,819	79,451	-	182,367	30.3%	F. Jillani	Still in-construction phase. Majority of scope was completed in Dec 2022. Revised timeframe of final completion due to lead time of Variable Frequency Drive component and the full scope of work to be completed by Q1 2023.
2019	6301941006	WL - Servery Retrofit	228,000	4,621	-	223,379	2.0%	V.Guetter	Energy, Fleet & Facilities capital team has assigned a Project Manager. Consultation has begun and drawings have been created. An RFQ has been issued and the successful bidder has been chosen. Rose and Oak areas have been chosen for first serveries. Millwork is ready and new steamtables have been order. Waiting on delivery date for steam tables to schedule and to be completed by Q2 2023
2020	6302051801	ML & WL - Security Systems	200,000	-	-	200,000	0.0%	V.Guetter	Corporate Security Office to begin with enhancing camera equipment and surveillance in common areas while continuing full security audit. Work to occur in Q2 of 2023
2022	6302251201	ML WL Touchless Faucets	150,000	-	-	150,000	0.0%	R. Ellis	To be closed as part of the June 30 Closing Report.
2022	6302251202	Macassa Lodge Laundry	15,000	-	-	15,000	0.0%	R. Ellis	Consultant has been on-site and met with Facilities and Macassa's Supervisor of Housekeeping and Laundry. Preliminary report expected for end of Q2 2023

City of Hamilton
 Capital Projects Status Report - Tax Supported
 As of December 31, 2022

YEAR APPROVED	PROJECT ID	DESCRIPTION	APPROVED BUDGET (\$)	ACTUAL EXPENDITURES (\$)	PO COMMITMENTS (\$)	AVAILABLE BALANCE (\$) d = a - b - c	% COMPLETE e = (b+c) / a	Project Manager	STATUS EXPLANATION as of December 31, 2022
			a	b	c	d	e		
Sub-Total Lodges Program			3,342,572	2,272,003	-	1,070,569	68.0%		
Social Housing Program									
2015	6731541506	IAH Extension - Ont Renovates	7,680,900	5,890,030	-	1,790,870	76.7%	A. Fletcher	One Million Dollar of committed projects are on track. \$750K request to Ministry for Sacajawae capital build costs of multiple dwelling at 16 Steven Street. Ministry has provided funding that is budgeted. Revenue is recognized as expenditures are incurred.
2015	6731541507	IAH Extension - Rent Supplement	6,600,000	4,945,440	-	1,654,560	74.9%	A. Fletcher	Program will end March 31, 2024. New Canada-Ontario Housing Benefit (COHB) guidelines require Investment in Affordable Housing Extension (IAHE) participants be transferred to 2023-24 allocation. This will result in additional underspending in IAHE. Program will request from the Ministry approval to retain remaining funding allotment for another purpose. Revenue is recognized as expenditures are incurred. Note: There is timing difference in recognition of revenue to expenses incurred."
2016	6731641604	SIF-IAH Housing Allowances	741,560	664,350	-	77,210	89.6%	B.Kreps	The Housing Allowance, from Strategic Investment Fund (SIF), is targeted to families experiencing homelessness and is on target to be fully expended by March 31, 2024. Revenue is recognized as expenditures are incurred. Funding will be cash flowed by the Ministry up to the approved budget based on quarterly reports.
2017	6731741609	PRI-Afford Rntl Hsg Constructn	16,620,000	4,305,645	-	12,314,355	25.9%	A. Fletcher	"Poverty Reduction Investment-Affordable Rental Housing Construction: \$10M City Hamilton Housing (CHH). Bay Cannon Site construction started. Riverdale project put on hold due to issues with construction of residential on school board properties. \$1.2M City of Hamilton remaining balance committed to salary & benefit cost to 2027 and \$680K affordable housing units contingency. Last up date to Council CES16043(e) Feb 2022."
2018	6731841101	Co-ordinated Access System	1,470,000	1,036,282	-	433,718	70.5%	B.Kreps	"HSC22028- Awaiting \$182K PO & invoice for City Housing Hamilton (CHH) 263 Main St and once is processed and remaining PO commitment is closed project is complete. \$171K to be returned to Social Housing Apartment Improvement program (SHAIP) Admin ProjID 6731841704 and the remaining balance of ~\$80,718 to Reserve #112244 (Reserve fund to be used for administrative minor capitals purchases)."
2018	6731841610	PRI-Indigenous Poverty Reductn	5,000,000	5,000,000	-	-	100.0%	R.Mastorianni	"Poverty Reduction Investment-Indigenous: project on track to fully expense annual funding by Q4 2022. Per CES16043(a) \$1M annual allocation to this ProjectID for 2023-2027 to a maximum of \$10M"
2018	6731841611	PRI-Soc Hsg Repair & Rnovatn	10,000,000	8,885,009	-	1,114,991	88.9%	B.Kreps	"Poverty Reduction Investment-SocHsg Repairs & Reno: 2022 funding is allocated. Remaining balance of \$295K is related to CHH. Oct-Dec spending. Per CES16043(a) \$2M annual allocation to this ProjectID for 2023-2027 to a maximum of \$20M"
2018	6731841704	SHAIP-Administration	435,070,000	435,070,0020	-	-	100.0%	B.Kreps	Once Project ID 6731841101 Coordinated Access is closed, as per HSC22028 \$171K to be transferred back to 6731841704 as the original source funds to be used to fund administrative costs.
2018	6731841801	Tenant Defence Fund	50,000	26,552	-	23,448	53.1%	A. Fletcher	Limited activity undertaken and is being managed through Social Housing Section to work frontline with residents.
2019	6731941011	COCHI-Repairs Yr 2	1,048,922	239,944	-	808,978	22.9%	B.Kreps	Three projects complete. Agreement with provider to redistribute cancelled project funds. Once signed, existing POs will be cancelled and new POs will be issued. Ministry has provided the funding that is budgeted. Revenue is recognized as expenditures are incurred. If the PO commitment is fully spent, the resulting shortfall will be adjusted through the Social Housing Capital Repairs projectID 6732141104 2021 Social Housing Capital Repairs.
2019	6731941022	OPHI - Ontario Renovates	1,971,705	1,924,829	-	46,876	97.6%	A. Fletcher	Funding committed to elevator projects at Queen and MacNab. Remaining balance under review for distribution. Ministry funding fully received, revenue is recognized as expenditures are incurred.
2019	6731941014	COCHI-Yr 2 Residual New Build	2,000,000	100,000	-	1,900,000	5.0%	B. Kreps	Project at 253 King William has started construction with occupancy by end of 2023. Revenue is recorded as expenditures are incurred, funding cash flowed by Ministry up to the approved budget based on project milestones.
2019	6731941111	COCHI - Repairs Yr 3	1,249,221	42,228	-	1,206,993	3.4%	B. Kreps	One project delayed due to building permit issues. Permit has been issued. Construction is underway. 1 Provider has requested that the funds be redistributed between their 3 projects. All projects are underway, but 2 are considerably under budget and 1 is over.

City of Hamilton
 Capital Projects Status Report - Tax Supported
 As of December 31, 2022

YEAR APPROVED	PROJECT ID	DESCRIPTION	APPROVED BUDGET (\$)	ACTUAL EXPENDITURES (\$)	PO COMMITMENTS (\$)	AVAILABLE BALANCE (\$) d = a - b - c	% COMPLETE e = (b+c) / a	Project Manager	STATUS EXPLANATION as of December 31, 2022
			a	b	c	d	e		
2019	6731941115	COCHI - Yr 3 Residual Repairs	976,600	132,864	-	843,736	13.6%	B. Kreps	Funds allocated to five providers for eight projects. One project is complete, the remaining are underway. Project completion deadline is March 31, 2023. Ministry extension is required for incomplete projects. Revenue is recorded as expenditures are incurred. Funding cash flowed by Ministry up to the approved budget based on quarterly reports.
2019	6731941121	OPHI - Rental Housing Yr 3	2,222,495	1,811,248	-	411,247	81.5%	A. Fletcher	"Acorn project completed and occupied. Final project is Corktown (Charlton Coops) which is still in pre-development phase. Revenue is recorded as expenditures are incurred. Funding cash flowed by the Ministry up to the approved budget based on completed project milestones."
2019	6731941122	OPHI - Ontario Renovates Yr 3	602,620	363,927	-	238,693	60.4%	A. Fletcher	Ministry is aware of the challenges due to supply chain issues & have agreed to revise the start date of projects to extend the end dates. Revenue is recorded as expenditures are incurred. Funding cash flowed by the Ministry up to the approved budget based on completed project milestones.
2019	6731941302	Housing Capital Repair & Regen	500,000	425,000	-	75,000	85.0%	B. Kreps	One outstanding project for \$75K has been cancelled. Anticipate old PO for \$75K be closed Q1 2023. Funds have been re-allocated to support another urgent project which is underway and will be complete this year.
2019	6731941901	Hamilton Portable Hsg Benefit	2,000,000	559,878	-	1,440,122	28.0%	B. Kreps	"This is a five year program and is slightly underspent for this year. Staff continue to maximize available provincial and federal funding before using municipal funds. We will be using this as a backstop for any IAHE households that cannot be accommodated in Canada Ontario Housing Benefit."
2019	6731941911	COCHI- Repairs	1,144,661	971,245	-	173,416	84.9%	B. Kreps	The projects are complete, once final invoice is received and being processed, project can be closed. Ministry has provided the funding that is budgeted. Revenue is recognized as expenditures are incurred.
2020	6732041201	CMHC--Rapid Housing Initiative	10,760,585	9,405,293	-	1,355,293	87.4%	A. Fletcher	"Three projects are complete: 350 King, 195 Ferguson, Royal Oak Carriage House. One payment pending for Wesley. Final project 137 George is targeting occupancy Q4 2023. Ministry has provided the funding that is budgeted. Revenue recognized as expenditures are incurred"
2020	6732041202	CNHC-Rapid Housing Initiative2	12,945,935	7,629,187	-	5,316,748	58.9%	A. Fletcher	"Good Shepperd project at 35 Arkledun is expecting occupancy March/April 2023. Overage \$54K to be transferred to Poverty Reduction Fund (PRF) 6731741609 as per Council report HSC22027. Ministry has provided the funding that is budgeted. Revenue is recognized as expenditures are incurred."
2020	6792057201	Benefits Administration Mgmt.	171,410	86,051	-	85,359	50.2%	E. Brimley	"HSC20039 System Replacement for Discretionary Benefits for Ontario Works, Ontario Disability Support program (ODSP), and the Social Services Low Income Program (SSLIP), approved by Council. Anticipated completion date for Phase 2 and Phase 3 is the end of 2023. Phase 2 savings will be used to offset any Phase 3 development pressures. Revenues recorded as expenses are incurred. We will be seeking approval to fund the deficit when the project is closed.
2020	6732041302	Social Housing Capital Repairs	476,921	471,846	-	5,075	98.9%	B. Kreps	All capital project funds disbursed. PO closed Q1 2023. Remaining balance of \$5,075 to be transferred to Project ID 6732141104 2021 Social Housing Rapid Repairs.
2021	6732141103	COVID19 CHPI SSRF Phase 4 NF	6,750,000	6,550,000	-	200,000	97.0%	R.Mastorianni	Final 10% holdback to be paid to Indwell Community Homes upon completion. Revenue recorded as expenditures are incurred. Funding is received from the Ministry based on project milestones.
2021	6732141104	Social Housing Rapid Repair	500,000	472,980	-	27,020	94.6%	B. Kreps	The conversion at Eaton Place has been cancelled due to cost escalation and project management challenges, funds have been recovered and available balance will be reallocated to another project.
2021	6732141107	RH12-CMHC-ProjectStream-Barton	3,850,000	1,925,000	-	1,925,000		A. Fletcher	"St Matts project on 412 Barton has commenced demolition and expecting occupancy by January 2024. Ministry has provided the funding that is budgeted. Revenue is recognized as expenditures are incurred"

City of Hamilton
Capital Projects Status Report - Tax Supported
As of December 31, 2022

YEAR APPROVED	PROJECT ID	DESCRIPTION	APPROVED BUDGET (\$)	ACTUAL EXPENDITURES (\$)	PO COMMITMENTS (\$)	AVAILABLE BALANCE (\$) d = a - b - c	% COMPLETE e = (b+c) / a	Project Manager	STATUS EXPLANATION as of December 31, 2022
			a	b	c	d	e		
2021	6732141108	RHI2-CMHC-ProjStream-KingWillm	6,475,884	-	-	6,475,884		A. Fletcher	"253 King William project currently under construction with occupancy expected by Q4 2023. Ministry has provided the funding that is budgeted. Revenue is recognized as expenditures are incurred."
2021	6732141302	SocHousingCapRepair&Regnerath	500,000	441,975	-	58,025	88.4%	B. Kreps	The two outstanding projects are on track to be completed by February 28, 2023 agreement expiration date. Remaining unallocated balances to be transferred to ProjectID 6732141104 2021 Social Housing Rapid Repairs.
2022	6732241210	SocHousingCapRepair&Regnerath	233,628	175,221	-	58,407	75.0%	B. Kreps	The project will be fully expensed by March 31, 2023. Revenue is recognized as expenditures are incurred. Funding cash flowed by Ministry up to the approved budget based on quarterly reports.
2022	6732241211	COCHI Repairs Yr 4	3,438,966	-	-	3,438,966	0.0%	B. Kreps	"Agreements have been executed. Purchase Orders have been issued for all projects. Revenue is recognized as expenditures are incurred. Funding cash flowed by Ministry up to the approved budget based on quarterly reports."
2022	6732241212	COCHI Rent Supplement Yr 4	800,000	446,968	-	353,032	55.9%	B. Kreps	"Project will be fully spent by March 31, 2023. Revenue is recognized as expenditures are incurred. Funding cash flowed by Ministry up to the approved budget based on quarterly reports."
2022	6732241213	COCHI Transitional Ops Yr 4	200,000	-	-	200,000	0.0%	B. Kreps	"Being used to fund Building Condition Assessments in 2022/2023. There was a delay waiting for agreement template. Template is now finalized, agreements are being repaired. Revenue is based on expenses incurred and cashflow from the Ministry is based on quarterly reports."
2022	6732241220	SocHousingCapRepair&Regnerath	169,520	127,784	-	41,736	75.4%	A. Fletcher	The project will be fully expensed by March 31, 2023. Revenue is recognized as expenditures are incurred. Funding cash flowed by Ministry up to the approved budget based on quarterly reports.
2022	6732241221	OPHI Rental Housing Yr 4	2,520,880	-	-	2,520,880	0.0%	A. Fletcher	St. Matthews project at 412 Barton Street has started demolition and expect occupancy by Q4 2023. Project will fund overages from Rental Housing Investment (RHI) funding and three additional units. Revenue is based on expenditures incurred and Funding is based on project milestones.
2022	6732241222	OPHI Ontario Renovates Yr 4	700,000	176,037	-	523,963	25.1%	B. Kreps	Continue to allocate for Ontario Renovate projects and difficulty is finding contractors to do the work. Expected use of funds by end of year. Revenue is recognized as expenditures are incurred. Funding cash flowed by Ministry up to the approved budget based on quarterly reports.
Sub-Total Social Housing Program			112,807,483	65,667,883	-	47,139,600	58.2%		
Fire Services Program									
2018	7401841801	Waterdown Station	16,464,800	95,399	-	16,369,401	0.6%	C. MacDonald	Council has approved additional funding through Confidential Report# PED22092/PW22043. Project is waiting on Real Estate to complete the land transaction. Joint project with Hamilton Police and anticipated construction start date is September 2024 and completion date is late Q4 2025. Actual revenue is less than approved budget due to fact that majority of the project is funded from DC's, and DC does not fund until expenses are received.
2020	7402051100	Annual Equipment Replacement	592,000	480,504	-	111,496	81.2%	S. DeJager	Supply chain issues have continued to delay shipments of equipment - anticipated closure on June 2023. Revenue is greater than the approved budget due to sales of equipment.
2020	7402051101	Annual Vehicle Replacement	4,650,456	1,379,630	-	3,270,826	29.7%	S. Welton	Two aerial apparatus now expected to be received in Q4 2023 due to uncontrollable factors for supply chain.
2020	7402051102	Hazmat Foam Response Apparatus	250,000	-	-	250,000	0.0%	S. DeJager	PO has been issued, vendor is actively working on apparatus. Q2 2023 completion date now anticipated due to uncontrollable factors for supply chain.
2020	7402051103	Trail Response Apparatus	150,000	89,306	-	60,694	59.5%	S. DeJager	Waiting on vehicle delivery. Expected completion now Q2 2023.
2021	7402151100	Annual Equipment Replacement	1,199,000	709,117	-	489,883	59.1%	S. Welton	Ongoing procurement documents still being developed for various equipment. Anticipated project closure is now Q4 2023. Delay due to ongoing global supply chain shortages for technology and equipment. Revenue is greater than the approved budget due to sales of equipment.
2021	7402151102	SCBA Complete Unit Replacement	5,440,000	5,355,366	-	84,634	98.4%	S. DeJager	Project is not completed at Q4 2022 due to equipment delivery delay. Project now expected to be completed Q1 2023.

City of Hamilton
 Capital Projects Status Report - Tax Supported
 As of December 31, 2022

YEAR APPROVED	PROJECT ID	DESCRIPTION	APPROVED BUDGET (\$)	ACTUAL EXPENDITURES (\$)	PO COMMITMENTS (\$)	AVAILABLE BALANCE (\$) d = a - b - c	% COMPLETE e = (b+c) / a	Project Manager	STATUS EXPLANATION as of December 31, 2022
			a	b	c	d	e		
2022	7402251100	Annual Equipment Replacement	1,407,600	907,622	-	499,978	64.5%	S. Welton	Some equipment will be delayed until 2023 given ongoing supply chain issues. Anticipated project closure now Q3 2023. Actual revenue is greater than budget due to the sale of retired equipment.
2022	7402251101	Annual Vehicle Replacement	3,704,000	-	-	3,704,000	0.0%	S. Welton	Some small vehicles units expected to be delivered by Q4 2023 - further delays due to supply chain. Large vehicles will not be received until Q4 2024. Actual revenue is greater than budget due to the sale of retired vehicles.
2022	7402251102	HFD Technology	500,000	-	-	500,000	0.0%	H. Klumpp	Consultations with IT ongoing. Evaluations have taken place in Q3-Q4 2022. Request for Proposal(RFP) was initiated by Q4 2022. Anticipated completion date is Q4 2023 due to expected complexity involved with implementation.
Sub-Total Fire Services Program			34,357,856	9,016,944	-	25,340,912	26.2%		
Paramedic Services Program									
2019	7641951103	Ambulance Enhancement	1,164,000	809,876	-	354,124	69.6%	C. Eggleton	Awaiting equipment delivery. Ongoing delays due to supply chain issues, uncertain close date for this project as the manufacturer's are unable to confirm delivery dates. This project is funded by DC's. As project costs are incurred funding from DC's are applied.
2020	7642041102	Station 32 Renovation	-	-	-	-	N/A	C. Eggleton	To be closed in June 30 report
2022	7642251100	Annual Vehicle Replacement	2,157,716	1,112,221	-	1,045,495	51.5%	C. Eggleton	This project includes deposits on future vehicles (2023) in accordance with the approved policy. PO commitments for future year is causing the deficit and will be moved into next years corresponding projects. 2022 Vehicles are not projected to be received until 2023. 2023 Vehicles are projected to be received in 2024-2025.
2022	7642251102	Station 30 Roof Repairs	500,000	-	-	500,000	0.0%	C. Eggleton	Currently working with Facilities. Contract awarded and site visit is completed. Awaiting on final project details from vendor. Estimated completion to be determined by facilities.
2022	7642251101	Annual Equipment Replacement	3,316,480	3,033,466	-	283,014	91.5%	C. Eggleton	Awaiting delivery of ordered equipment. Ongoing delays due to supply chain issues. Expected project closure still Q1 2023. This project includes PO commitments for future year equipment. PO commitments for future years is causing the deficit and will be moved into next year corresponding projects.
Sub-Total Paramedic Services Program			7,138,196	4,955,562	-	2,182,634	69.4%		
Public Health Services Program									
2012	6771241201	Accommodations - Health Campus	6,864,146	3,448,255	-	3,415,891	50.2%	M. Baird	No change from last update. Final consultations were being held to finish design plans for both the new unit at 110 Main Street and the renovations for the existing Child and Adolescent services program. Once design consultation is complete the project will be sent for costing of the renovations and the new space to decide if budget will cover the cost of the project. Expecting design plans to be sent for costing Q1 of 2023.
2020	6772051101	Sr Oral Dental Health Bus	577,300	550,000	-	27,300	95.3%	J. Vickers-Manzin / K. Gielen	The Seniors dental health bus is out in the community providing services 4 days per/week. The \$27K has been partially allocated to software dental licenses and cabling repairs to the bus. The Safecom Proof of concept is initiated March 2023. This will take a few months of UAT testing to ensure it is a good replacement for VixWin in clinics and on the buses. Revenue is recognized as expenditures are incurred
2022	6772251100	HERO Home Energy Retrofit Opp	200,000	-	-	200,000	0.0%	T. Imhoff	Milestone 1 is complete and Milestone 2 and Milestone 3 nearing completion with draft program design, funding model being finalized and branding/marketing plan being created. Invoicing for Milestone 1 (\$39K) expected next few weeks and Milestone 2 (\$32K) and Milestone 3 (\$30K) expected in March 2023. Project completion and remaining expenditures on track and expected by Q3 2023.
2022	6772251101	Seniors Dental Clinic	1,069,500	597	-	1,068,903	0.1%	P. Armstrong	The available balance will be utilized as follows: A site location is being finalized (\$744.2K). Approximately \$320K of the \$325.3K for furniture and equipment will be spent prior the end of March 2023. That the Board of Health authorize (BOH22011) and direct the Medical Officer of Health to receive, utilize and report on the approved capital funding from the Ministry of Health to support improvements to the Ontario Seniors Dental Care Program and also direct the Medical Officer of Health to increase the Public Health Services complement by 12.2 FTE in order to operationalize the improvements to the Ontario Seniors Dental Care Program. Revenue is recognized as expenditures are incurred
Total Sub-Public Health Services Program			8,710,946	3,998,852	-	4,712,094	145.6%		

City of Hamilton
Capital Projects Status Report - Tax Supported
As of December 31, 2022

YEAR APPROVED	PROJECT ID	DESCRIPTION	APPROVED BUDGET (\$)	ACTUAL EXPENDITURES (\$)	PO COMMITMENTS (\$)	AVAILABLE BALANCE (\$) d = a - b - c	% COMPLETE e = (b+c) / a	Project Manager	STATUS EXPLANATION as of December 31, 2022
			a	b	c	d	e		
TOTAL HEALTHY & SAFE COMMUNITIES			170,224,241	89,312,217	-	80,912,024	52.5%		

PLANNING & ECONOMIC DEVELOPMENT

General Manager's Office

2010	3621054100	West Harbor Initiatives	10,904,300	11,308,792	-	(404,492)	103.7%	C. Phillips	Memorandum of Understanding remains in-place with Aeon Studio Group. Staff are negotiating contractual agreement with Aeon and development partners, which will lead to an Agreement of Purchase and Sale for the City-owned Barton-Tiffany lands. Council Report expected by end of Q.3 2023. Deficit will be funded by proceeds of sale.
2015	8201555100	Open for Business - City Approval Processes	234,000	139,470	-	94,530	59.6%	R. Lalli	The 1st phase of the partnership agreement has been completed. Now with the restart of the Open For Business Sub Committee after a two year pause we intend to continue to use these funds as directed by committee and for other open for business initiatives for the department.
2017	4411756700	57 Discovery-Leasehold buyback	3,067,750	3,238,028	-	(170,278)	105.6%	C. Phillips	On-going activities related to the obligations for the HWT lease and expenses related to the Discovery Centre Building. Staff expect to take Report with L/T Recommendation for the Discovery Centre Building by end of Q2. 2023. Deficit to be funded by long-term funding sources and/or proceeds of sale/lease.
2018	4411806107	Pier 8 Land Sales & Legal Exp	-	1,598,679	-	(1,598,679)	N/A	C. Phillips	On-going activities related to the LPAT Settlement of the Pier 8 Subdivision. Funds are utilized for legal and consulting services required to achieve City obligations. Deficit will be funded by the proceeds of sale of the Pier 8 development-blocks.
2022	8122280001	Streamlining Developmnt Apprvls	-	613,022	-	(613,022)	N/A	C. Phillips	Set up for tracking provincial funding being spent
Sub-Total General Manager's Office			14,206,050	16,897,991	0	(2,691,941)	118.9%		

Economic Development Division

Economic Development Program

2017	3621708900	Annual Ec Development Initiatives	4,869,739	1,834,140	-	3,035,599	37.7%	N. Schleeahn	Several studies are in progress including the Bayfront Strategy document, as well as strategic sector studies related to Advanced Manufacturing and Foreign Direct Investment. Commitments for recommendations forthcoming from the Mayor's Task Force to support small businesses have been initiated. Some have been completed/paid out. The outstanding commitments total \$1.9M. The remaining funds will be used to support initiatives arising out of the 2021 Ec Dev Action Plan as well as additional recommendations relating to supporting economic recovery arising from the Mayor's Task Force.
2017	3621755102	Brownfield Pilot Project	973,600	314,637	-	658,963	32.3%	J. Lam	Funds from this program are used to fund pilot projects and innovative remediation technologies projects. The commitments include the partial remediation of a property at a cost of approximately \$200K. The remainder of the funds are for the financing of the ERASE Study Grant program and other brownfield initiatives.
2017	3621750301	ED1701 - Employment Land Banking Interest	1,800,000	(27,379)	-	1,827,379	-1.5%	N. Schleeahn	Project was set up for interest charges related to a \$30M line of credit for the purchase and/or alteration of property and other expenditures to increase the City's holdings of employment/industrial lands. The expenditures related to purchases/alterations of properties are reflected in project 3621750302 (Employment Land Bank Principal).
2017	3621750302	ED1702 - Employment Land Bank Principal	-	28,006,468	-	(28,006,468)	N/A	N. Schleeahn	This project was set up for property acquisition/alteration as well as marketing and feasibility studies for Economic Development purposes. City Council approved program to increase the City holdings of employment/industrial lands - pursuant to Council Direction in Report PED11222 Dec. 21, 2011.
2022	7642250001	RE2202	13,500,000	-	-	13,500,000	0.0%	N/A	On-going work to identify suitable site and negotiate an agreement. Expect to close on transaction in 2023.
2022	3622208202	Brownfield Development	400,000	19,153	-	380,847	4.8%	J. Lam	This Program offers matching grants to pay for up to one-half of the cost of a Phase II and/or Phase III Environmental Site Assessment (Remediation Action Plan). Ten applications were received in 2022. The maximum City contribution per study is \$20,000 to a maximum of two studies and \$35,000 per property/project. The program is designed to encourage and promote brownfield redevelopment. This step is necessary for owner/developer to address the remediation and move to the next step in the redevelopment.
Sub-Total Economic Development Program			21,543,339	30,147,019	-	(8,603,680)	139.9%		

Urban Renewal

City of Hamilton
Capital Projects Status Report - Tax Supported
As of December 31, 2022

YEAR APPROVED	PROJECT ID	DESCRIPTION	APPROVED BUDGET (\$)	ACTUAL EXPENDITURES (\$)	PO COMMITMENTS (\$)	AVAILABLE BALANCE (\$) d = a - b - c	% COMPLETE e = (b+c) / a	Project Manager	STATUS EXPLANATION as of December 31, 2022
			a	b	c	d	e		
2016	8201603100	Barton Kenilworth Corridor Study	287,000	149,267	-	137,733	52.0%	J. Lam	The remaining \$138K of funds are committed. The funds were for implementation of components of the Barton Kenilworth Study (received by Council September 10, 2014). The remaining funds are for applications received under the Barton/Kenilworth Commercial Corridor Building Improvement Grant program. Applicants for the Barton/Kenilworth Commercial Corridor Building Improvement Grant program financial incentive will have one year from the date of the general manager's approval to complete the work. Applicants may request a one-year extension. 51 applications have been received. 7 will be paid from this project and the remainder from 8201703700 (Barton Kenilworth Grant Building). 5 applications have been paid from this project to date.
2016	8201603510	2016 Commercial Prop Improve Grant	554,000	530,934	-	23,066	95.8%	J. Lam	The \$23K of funds remaining are fully committed. The program provides property owners and authorized tenants matching funds to upgrade the facades of commercial buildings. A total of 74 applications were received.
2016	8201603610	2016 Com Prop Improve Grant BIA	1,305,600	1,248,156	-	57,444	95.6%	J. Lam	The \$57K of funds remaining are fully committed. The program provides property owners and authorized tenants matching funds to upgrade the facades of commercial buildings. A total of 74 applications were received.
2016	8201641800	Annual Heritage Prop Improve Grants	2,129,700	1,075,128	-	1,054,572	50.5%	J. Lam	The program offers grants towards the preservation of heritage features and structural/stability work required on designated properties. Estimated commitment is \$909K. Four applications were received in 2022. 3 applications were received in 2019. 12 applications were received in 2020. Five applications were received in 2021.
2016	8201655802	2016 Comprehensive Way Finding	407,000	119,525	-	287,475	29.4%	J. Lam	The design of the poles for the municipal parking lot signs and pedestrian directional signs are being assessed. Plans for phase 2 vehicular signage will need to be revised due to Burlington Street construction. Subsequent to the completion of the Parking Master Plan, further refinements to the design will be made.
2017	8201703100	Office Tenancy Asst Program	260,170	48,670	-	211,500	18.7%	J. Lam	Funds are for interest costs associated with leasehold improvement loans currently outstanding, to fund loan applications anticipated to be received over the upcoming year as well as to market the program. Twenty-one applications have been received, 12 loans - including 2 forgivable loans were approved, 3 loans are being repaid. The program was updated in October 2021 to include low interest loans and /or partially forgivable loans to startups within the catchment area. An increase in applications is anticipated.
2017	8201703602	Olde Stoney Creek Urban Design Plan	3,346,075	2,961,655	-	384,420	88.5%	J. Lam	Business Improvement Area entry feature construction complete. Business Improvement Area working on future banner project.
2017	8201703620	Gore Building Improvement Grant	358,080	108,080	-	250,000	30.2%	J. Lam	The remaining funding of \$250K is committed. On January 22, 2020 Council approved maintaining an extension on five commitments conditional on submission of their building permit by July 31, 2020 and additional documentation by July 31, 2020. Those parameters were met. The applicants will have one year in which to complete the work from the date of approval of their application. They can also request a one year extension. Funding is expected to be expended by Q2-2025.
2017	8201703700	Barton Kenilworth Grant Building	2,325,000	825,633	-	1,499,367	35.5%	J. Lam	This program offers a matching grant for interior and exterior improvements to buildings with commercial, multi-residential and institutional uses within the eligible geographic area. The estimated commitment for applications received is \$651K. Five applications were received in 2022. Five applications were received in 2020. Four applications were received in 2021.
2017	8201703701	Barton & Kenilworth Rebate	520,000	22,573	-	497,427	4.3%	J. Lam	This program offers a rebate for certain planning application fees and building permits fees. Rebates for eligible expenditures may be paid when eligible planning applications receive final approval. Rebates for eligible building permit fees may be paid when work is complete and the final building permit inspection has been completed. Thus far 13 applications have been received; 5 applications paid out. On July 13, 2018 Council approved the use of \$100K from this capital project to enable the processing of some Heritage Property Grant applications, if required. Estimated commitment is \$222K. One application was received in 2021. Three applications were received in 2022.
2017	8201703703	Annual Com Prop Improve Grant BIA	2,105,000	615,655	-	1,489,345	29.2%	J. Lam	This program offers a matching grant for façade improvements, limited internal improvements as well as assisting in creating a barrier-free and accessible environment. Applicants have one year to complete the work and may request an extension of one year. Seventeen applications have been received thus far in 2022. Commitments are estimated at \$847K. 22 applications were received in 2019. 27 applications were received in 2020. Eighteen applications were received in 2021.
2017	8201703704	Annual Com Prop Improve Grant	1,620,000	228,276	-	1,391,724	14.1%	J. Lam	This program offers a matching grant for façade improvements, limited internal improvements as well as assisting in creating a barrier-free and accessible environment. Applicants have one year to complete the work and may request an extension of one year. The estimated commitment is \$702K. Nine applications were received in 2022. 28 applications were received in 2017. 52 applications were received in 2018. 26 applications were received in 2019. 17 applications were received in 2020. Eighteen applications were received in 2021.
2017	8201703706	Annual Com Downtowns & BIA	1,921,400	784,245	-	1,137,155	40.8%	J. Lam	Comprehensive wayfinding - Design of poles for municipal parking lot signs and directional signs being assessed. Revisions to Phase 2 vehicular signage required. \$162K is committed on various initiatives. Funding for banners, commercial market assessments, miscellaneous improvements and upgrades in Community Downtowns and Business Improvement Areas, Business Improvement Area Branding, digital mapping, website enhancement, Heritage Conservation Grant Program. Five applications were received for the Hamilton Heritage Conservation Grant in 2022.
2017	8201703707	King St W Bus Imprv Area Gateway	12,450	-	-	12,450	0.0%	J. Lam	This project had been delayed by the LRT. Discussions are being undertaken with Business Improvement Area to determine feasibility of the gateway work.
2017	8201703708	Main St W Bus Imprv Area Gateway	150,000	-	-	150,000	0.0%	J. Lam	Discussions are being undertaken with Business Improvement Area to determine feasibility of the gateway work.

City of Hamilton
Capital Projects Status Report - Tax Supported
As of December 31, 2022

YEAR APPROVED	PROJECT ID	DESCRIPTION	APPROVED BUDGET (\$)	ACTUAL EXPENDITURES (\$)	PO COMMITMENTS (\$)	AVAILABLE BALANCE (\$) d = a - b - c	% COMPLETE e = (b+c) / a	Project Manager	STATUS EXPLANATION as of December 31, 2022
			a	b	c	d	e		
2017	8201703900	2017 Dwnth West Harbor Remediate	103,200	8,613	-	94,587	8.3%	J. Lam	This project is to fund interest associated with the Downtown West Harbor Remediation loans. Loans approved subsequent to the Community Improvement Plan review in 2017 are interest free rather than low interest loans. Two loans have been fully advanced under this program. \$1K is committed. An increase in demand for this project is expected.
2017	8201755100	2017 Inter Village BIA Gateway	36,000	-	-	36,000	0.0%	J. Lam	Discussions are being undertaken with Business Improvement Area to determine feasibility of the gateway work pending LRT design.
2020	8202003000	Community Heritage Fund Loan	60,000	-	-	60,000	0.0%	J. Lam	This Program offers financial assistance in the form of a no-interest loan to building owners for work that conserves or restores the heritage attributes of a property designated under Part IV or Part V of the Ontario Heritage Act in the City of Hamilton. The maximum loan is \$50,000. The maximum term is ten years. Funds are for foregone interest on loans advanced. Fewer applications than anticipated have been received through COVID.
2021	8202203205	Commercial Vacancy Asst Prgm	100,000	-	-	100,000	0.0%	J. Lam	Approved by Council Sept 29, 2021, the program came into effect October 22, 2021 as a two-year program to minimize potential commercial vacancies arising during, and/or in the immediate recovery from, the COVID-19 pandemic. It provides a Grant to new permanent or 'pop-up' commercial tenants of a presently vacant at, or below grade, commercial space to make permanent interior improvements for the purposes of improving the attractiveness and usability of the space. Two applications were received in 2022. The estimated commitment is \$20K. Further applications are anticipated.
2022	8202203200	Commercial Vacancy Asst Prgm	37,500	-	-	37,500	0.0%	J. Lam	This Program provides a low-interest Loan or forgivable loan that will facilitate the undertaking of eligible leasehold improvements to office space by property owners or authorized tenants. It is to support the creation of new office space and improve the marketability and attractiveness of existing office space, attract start-up/business incubators and individual start-up businesses. Promotion of the program is underway.
2022	8202203201	Commercial Vacancy Asst Prgm	200,000	-	-	200,000	0.0%	J. Lam	This program offers a rebate for certain planning and building application fees. Applications can be submitted up to six months after final approval of eligible planning applications and/or after final inspection of building permit and completion of work. Three applications were received in 2022.
2022	8202203202	Commercial Vacancy Asst Prgm	100,000	-	-	100,000	0.0%	J. Lam	This program offers a matching grant to support development of property, and the accessibility and aesthetics of existing buildings used for commercial, multi-residential and institutional uses within the boundaries of the Barton Village Business Improvement Area, the Barton and Kenilworth commercial corridors and the properties that front on Barton Street between James Street North and Victoria Avenue North as identified in the Downtown and Community Renewal Community Improvement Project Area. Five applications were received in 2022.
2022	8202203203	Commercial Vacancy Asst Prgm	500,000	-	-	500,000	0.0%	J. Lam	This program provides property owners and authorized tenants matching funds to upgrade the facades of commercial buildings as well as some limited interior improvements. Applicants have one year to submit an application and one year to complete the work and possible extension of another year. Twenty-one applications were received in 2022. An increase in applications is expected in 2023.
2022	8202203204	Commercial Vacancy Asst Prgm	223,500	-	-	223,500	0.0%	J. Lam	This program provides property owners and authorized tenants matching funds to upgrade the facades of commercial buildings. Applicants have one year to submit an application and one year to complete the work. They can also request a one year extension. Nine applications were received in 2022.
2022	8202203206	Commercial Vacancy Asst Prgm	224,000	-	-	224,000	0.0%	J. Lam	The funding is for continuing initiatives which will assist in strengthening the economic activity and beautifying the public road allowance within the Community Downtowns and Business Improvement Areas. These funds are for upgrades and miscellaneous improvements within Business Improvement Areas and Community Downtowns, the updating of Commercial Market Assessments for Business Improvement Areas following COVID, Business Improvement Area branding, digital mapping of services and office space as well as website updates.
2022	8202203207	Commercial Vacancy Asst Prgm	25,000	-	-	25,000	0.0%	J. Lam	This programs offers a no-interest loan to equal 80% of the cost of remediating a property to a maximum of \$400K per property/project. The loan is to be a bridge until such time as the property owner receives their ERASE Redevelopment Grant or their Hamilton Tax Increment Grant. Two applications were received in 2022 for this program. The funding in this project is for the interest associated with the loans. Increase in demand is anticipated.
2022	8202241200	Commercial Vacancy Asst Prgm	500,000	-	-	500,000	0.0%	J. Lam	The program offers grants to a maximum of \$170K towards the preservation of heritage features and structural/stability work required on designated properties. Applicants have two years from the date of the General Manager's approval to complete the work. They can also request a one year extension. Estimated commitment totals \$179,710. Four applications were received in 2022. Anticipate additional applications in 2023.
<i>Sub-Total Urban Renewal</i>			19,410,675	8,726,410	-	10,684,265	45.0%		
<u>Sub-Total Economic Development Division</u>			40,954,014	38,873,429	0	2,080,585	94.9%		

Growth Management Division

Growth Management General

City of Hamilton
 Capital Projects Status Report - Tax Supported
 As of December 31, 2022

YEAR APPROVED	PROJECT ID	DESCRIPTION	APPROVED BUDGET (\$)	ACTUAL EXPENDITURES (\$)	PO COMMITMENTS (\$)	AVAILABLE BALANCE (\$) d = a - b - c	% COMPLETE e = (b+c) / a	Project Manager	STATUS EXPLANATION as of December 31, 2022
			a	b	c	d	e		
2014	8121457600	AMANDA Implementation	1,816,272	1,395,094	-	421,178	76.8%	R. Lalli	The AMANDA work is still ongoing but priorities have shifted due to provincial legislation changes (Bill 109). Work on Phase 2B well underway and is expected to be completed by 1st quarter of 2023. The RFP that was put out over the summer saw no bidders. The portal work is now being broken down into smaller portions and getting ready to be put back out for bidding. Future roll out for other divisions is anticipated.
2015	8121555100	Review Site Alteration By-Law	149,629	693	-	148,936	0.5%	C. Ammendolia	Updates to coincide with MECP (Ministry of Environment Conservation and Parks) Soil Policy. Update to initiate in Q1 2023.
<i>Sub-Total Growth Management General</i>			1,965,901	1,395,787	-	570,114	71.0%		
<i>Industrial Lands</i>									
2004	3620407101	SC Industrial Pk-Infrastructure	3,867,000	2,407,593	-	1,459,407	62.3%	T. Sergi	Remaining available funds to be used for additional infrastructure; e.g. Arvin Avenue extension.
2005	3620504502	Airport Lands Expansion	17,307,000	17,016,695	-	290,305	98.3%	T. Sergi	Investigating source of deficit through review of previous council reports."
2007	3620707001	RHBP-Dartnall Road Watermain	1,840,000	182,319	-	1,657,681	9.9%	S. Jacob	This project and budget is coordinated with the extension. Following the completion of the planning studies, tentatively 2024, the project will proceed with the capital works delivery process.
2007	3620707002	RHBP-Dartnall Rd San Sewer	2,205,000	-	-	2,205,000	0.0%	S. Jacob	This project and budget is coordinated with the extension. Following the completion of the planning studies, tentatively 2024, the project will proceed with the capital works delivery process.
2007	3620707003	RHBP-Dartnall Road Extension	6,600,000	2,287,345	-	4,312,655	34.7%	S. Jacob	Relevant planning studies are in the initiation phase. Anticipated completion is Q3 2024.
2007	3620707005	RHBP - Twenty Road	5,870,000	1,138,544	-	4,731,456	19.4%	T. Sergi	Surface asphalt west of Nebo to be placed at later date. Surplus funds to be used for Twenty Road East of Glover. Review with Finance and Economic Development.
2015	3621507501	Cormorant Road Extension	8,665,000	5,804,378	-	2,860,622	67.0%	T. Sergi	Construction complete, road open to public - Valery Business Park. Waiting on final cost submissions. Expect project to be closed following assumption in 1-2yrs. Money is expected to be collected for storm, wastewater, water and roads.
2017	3621708002	Annual Brownfield Development	1,581,000	850,177	-	730,823	53.8%	J. Lam	Funds are for ERASE study grant applications that will be paid out upon completion of their ESA studies. 257 applications have been received to date, 168 applications paid out. The estimated outstanding commitment is \$620K. Ten applications were received in 2022. Increased program demand is anticipated. 23 applications were received in 2020. Twelve applications were received in 2021.
<i>Sub-Total Industrial Lands</i>			47,935,000	29,687,052	-	18,247,948	61.9%		
<i>Subdivision Programs</i>									
2009	4140946103	183 Longwood Road South	652,479	96,908	-	555,571	14.9%	T. Sergi	Works on-going, developer to submit request for payment upon completion. Request transactional records to review payments.
2010	4141046102	Ancaster Meadows - Phase 1	914,500	858,378	-	56,122	93.9%	T. Sergi	Developer to submit request for payment upon completion. Confirm top asphalt and last payment.
2012	4141246106	Waterdown Bay - Phase 1A	1,125,000	1,061,933	-	63,067	94.4%	T. Sergi	Developer to submit request for payment upon completion. Confirm if final invoice has been paid. Everything has been constructed, waiting on SWMP assumption.
2013	4141346101	Limestone Manor Ancaster	60,000	49,864	-	10,136	83.1%	T. Sergi	Waiting for top course asphalt to be placed.
2013	4141346104	Green Millen Shore Estates	250,000	207,445	-	42,555	83.1%	T. Sergi	Top/Surface asphalt completed. Developer to submit request for payment upon completion.
2016	4141646103	Ancaster Meadows Phase 2	172,100	-	-	172,100	0.0%	T. Sergi	Developer to submit request for payment upon completion.
2017	4141746105	Victory Phase 5A SWMP	105,250	74,904	-	30,346	71.2%	T. Sergi	Developer to submit request for payment upon completion. Confirm if final invoice has been paid.
2017	4141746106	Foothills of Winona Ph2	207,702	203,341	-	4,360	97.9%	T. Sergi	Developer to submit request for payment upon completion. Recent payment has been completed. Confirm if final invoice has been paid.
2018	4141846100	2018-City Share of Servicing Costs	123,926	137,356	-	(13,429)	110.8%	T. Sergi	Funds used to pay the City's share of costs under subdivision agreements as they are identified. Consider closing upon review of potential outstanding commitments.

City of Hamilton
Capital Projects Status Report - Tax Supported
As of December 31, 2022

YEAR APPROVED	PROJECT ID	DESCRIPTION	APPROVED BUDGET (\$)	ACTUAL EXPENDITURES (\$)	PO COMMITMENTS (\$)	AVAILABLE BALANCE (\$) d = a - b - c	% COMPLETE e = (b+c) / a	Project Manager	STATUS EXPLANATION as of December 31, 2022
			a	b	c	d	e		
2018	4141846101	Flamborough Power Centre North	977,380	840,025	-	137,355	85.9%	T. Sergi	Developer to submit request for payment upon completion. Not all work has been completed.
2018	4141846102	Caterini Subdivision-Phase 1	473,437	634,928	-	(161,491)	134.1%	T. Sergi	Developer to submit request for payment upon completion. Confirm if final invoice has been paid.
2018	4141846103	198 First Road West-Phase 1	1,315,228	-	-	1,315,228	0.0%	T. Sergi	Works completed. Developer to submit request for payment upon completion.
2018	4141846110	Summit Park Ph 10	2,293,830	2,255,040	-	38,790	98.3%	T. Sergi	Developer to submit request for payment upon completion. Confirm if final invoice has been paid.
2019	4141946100	2019-City Share of Servicing Costs	553,576	908,994	-	(355,418)	164.2%	T. Sergi	Consider to close out 2019-City Share account. Potential reallocation to 2021-City Share account but monitoring for now.
2019	4141946101	Waterdown Bay Phase 3	353,566	-	-	353,566	0.0%	T. Sergi	Project is complete to binder asphalt. Costs to be finalized.
2019	4141946102	Central Park	628,370	527,965	-	100,405	84.0%	T. Sergi	Final asphalt has been layed. Costs to be finalized.
2019	4141946103	Red Hill Phase 3 & 4	392,940	327,284	-	65,656	83.3%	T. Sergi	Final asphalt has been layed. Costs to be finalized.
2019	4141946104	Balsam Estate	9,048	-	-	9,048	0.0%	T. Sergi	Construction complete (chain link fence provision). Costs to be finalized.
2021	4142146100	City Share of Servicing Costs	502,195	-	-	502,195	0.0%	T. Sergi	Funds used to pay the City's share of costs under subdivision agreements as they are identified.
2021	4142146102	Waterdown Bay Ph3 City Share	4,414,854	3,143,416	-	1,271,439	71.2%	G. Norman	Project is currently in construction.
2021	4142146104	Mount Hope- City Share	39,608	-	-	39,608	0.0%	G. Norman	Project is currently in construction.
2021	4142146105	Lanc Heights Ph2 City Share	804,120	814,213	-	(10,093)	101.3%	G. Norman	Project is currently in construction.
2021	4142146106	Valery Bus Park City Share	268,909	267,761	-	1,148	99.6%	G. Norman	Project is currently in construction.
2022	4142246100	2022 City Share Servicing Costs	1,732,210	-	-	1,732,210	0.0%	G. Norman	Funds used to pay the City's share of costs under subdivision agreements as they are identified.
2022	4142246101	Lancaster Heights PH 1	832,206	739,114	-	93,092	88.8%	G. Norman	Project is currently in construction.
2022	4142246102	Summit Park Ph11 City Share	393,154	323,916	-	69,238	82.4%	G. Norman	Project is currently in construction.
<i>Sub-Total Subdivision Program</i>			19,595,588	13,472,785	-	6,122,804	68.8%		
<i>Roads Development Program</i>									
2006	4030680680	Springbrook Ave Urbanization	1,511,510	509,176	-	1,002,334	33.7%	T. Sergi / G. Norman	Complete to binder. Costs to be finalized.
2007	4030780746	Binbrook Community Core Improv	735,426	107,178	-	628,248	14.6%	T. Sergi / G. Norman	Working in conjunction with project ID 4031280289 (RR 56-Binbrook Rd to Cemetery).
2008	4030880855	Dartnall - Rymal to Dickenson	6,507,820	2,819,620	-	3,688,200	43.3%	S. Jacob / G. Norman	Dartnall - Rymal to Twenty complete. Twenty to Dickenson currently in Class EA stage - to be completed by Q1 2025
2009	4030980978	Growth Related Studies	200,000	224,425	-	(24,425)	112.2%	T. Sergi / G. Norman	C3-10-17 still on-going. PO # 0000088767 (Aecom) is still open and active. Funding increase may be required in 2024 Capital Budget to cover deficit and complete project.
2010	4031055057	Airport Employment-PH 3&4 EA	700,000	190,792	-	509,208	27.3%	T. Sergi / G. Norman	Implementation strategy complete. Surplus to be used to fund expanded scope of Airport Employment Growth District Transportation Master Plan (AEGD TMP) Update.
2010	4031080095	Mid Arterial-Mtn Brow-Dundas	3,880,850	820,412	-	3,060,438	21.1%	T. Sergi / G. Norman	To be completed in conjunction with 4031280288 Mtn Brow Road in 2023.
2011	4031180180	Highland- Mt Albion-Pritchard	2,140,000	1,606,662	-	533,338	75.1%	T. Sergi / G. Norman	Project is complete. Costs to be finalized
2011	4031180195	Green Mt-First to Centennial	1,770,000	1,797,494	-	(27,494)	101.6%	T. Sergi / G. Norman	Project is complete. Costs to be finalized. Will follow up with Bell (Utilities) regarding work.
2012	4031280288	Mountain Brow Rd-Waterdown	7,932,000	5,470,114	-	2,461,886	69.0%	T. Sergi / G. Norman	Construction to proceed in spring 2023.
2012	4031280294	Hwy 5 & 6 Interchg EA & Improv	10,770,000	14,249	-	10,755,751	0.1%	T. Sergi / G. Norman	Ministry Transportation Ontario project - funds represent City's share per Cost Sharing Ageement. MTO has announced plan to proceed to construction - timing not set.

City of Hamilton
Capital Projects Status Report - Tax Supported
As of December 31, 2022

YEAR APPROVED	PROJECT ID	DESCRIPTION	APPROVED BUDGET (\$)	ACTUAL EXPENDITURES (\$)	PO COMMITMENTS (\$)	AVAILABLE BALANCE (\$) d = a - b - c	% COMPLETE e = (b+c) / a	Project Manager	STATUS EXPLANATION as of December 31, 2022
			a	b	c	d	e		
2013	4031380360	Waterdown-Burlington Rd Upgrade	29,664,000	14,679,531	-	14,984,469	49.5%	T. Sergi / G. Norman	City of Burlington project cost shared per the Financial Agreement. Project currently in detailed design phase. Utility relocation is complete. Construction will commence in 2023. The tender for the road has been put together and is under review.
2013	4031380384	Highland - Upper Mount Albion	1,110,000	678,196	-	431,804	61.1%	T. Sergi / G. Norman	Project is complete. Costs to be finalized
2013	4031380389	North-South Rd EA (connection)	130,000	693	-	129,307	0.5%	T. Sergi / G. Norman	Environmental Assessment subject to recommendations of Waterdown Transportation Master Plan (TMP) and Municipal Comprehensive Review (MCR) / GRIDs2. Study to be initiated in 2023
2014	4031480481	Barton Street Improvements	440,000	441,126	-	(1,126)	100.3%	T. Sergi / G. Norman	Class Environmental Assessment currently in progress (C3-10-17). Funds added in 2023 Capital Budget.
2014	4031480485	Glover Road Cul-de-Sac	665,000	556,552	-	108,448	83.7%	T. Sergi / G. Norman	Project (Contract C15-39-18 (PED)) is complete. Keep open until land acquisition is finalized (resides with Real Estate). Touch base with Real Estate for an update.
2015	4031580585	Twenty Rd Extension Sched C EA	320,000	309,533	-	10,467	96.7%	T. Sergi / G. Norman	Class Environmental Assessment currently in progress (C3-01-16).
2015	4031580587	Fifty Road Environmental Assessment	220,000	223,795	-	(3,795)	101.7%	T. Sergi / G. Norman	Class Environmental Assessment currently in progress (C3-10-17). Funds added in 2023 Capital Budget.
2015	4031580594	First Rd W - Green Mtn to Mud	5,810,000	2,712,249	-	3,097,751	46.7%	T. Sergi / G. Norman	Construction complete. Waiting on final cost submissions.
2017	4031780582	2017 Development Rd Urbanization	726,458	427,442	-	299,016	58.8%	T. Sergi / G. Norman	Monies are allocated to specific road projects as development proceeds.
2017	4031780781	Hwy 8 Improvements Class EA	720,000	612,763	-	107,237	85.1%	T. Sergi / G. Norman	Class Environmental Assessment currently in progress (C3-03-18). Funds added in 2023 Capital Budget.
2017	4031780790	Baseline - Access Road	500,000	646,972	-	(146,972)	129.4%	T. Sergi / G. Norman	Top course will be placed in 2023. Outstanding sidewalks and streetlights to be constructed in 2023. Deficit will be worked on in conjunction with Real Estate through a Council Motion.
2018	4031880582	2018 Development Rd Urbanization	500,000	321,111	-	178,889	64.2%	T. Sergi / G. Norman	Monies are allocated to specific road projects as development proceeds.
2018	4031880852	Southridge Court Cul-De-Sac	90,000	37,017	-	52,983	41.1%	T. Sergi / G. Norman	Completed. Costs to be finalized.
2018	4031880883	Dickenson Road Class EA	690,000	526,776	-	163,224	76.3%	T. Sergi / G. Norman	Class Environmental Assessment currently in progress (C3-06-18). Funds added in 2023 Capital Budget.
2018	4031880887	Street A Extension to Pritchard	320,000	1,965	-	318,035	0.6%	T. Sergi / G. Norman	Expected to start Q1-2023
2019	4031980783	(AEGD)Glancaster Rd Class EA Garner-Dickenson	690,000	397,751	-	292,249	57.6%	T. Sergi / G. Norman	Class Environmental Assessment currently in progress (C3-01-20).
2019	4031980951	Springbrook Ave Phase 2, Regan to Garner	3,000,000	1,467,563	-	1,532,437	48.9%	T. Sergi / G. Norman	Project will be delivered by developer in conjunction with development.
2019	4031980985	Miller Drive Urbanization-Anson to Garden	570,000	374,688	-	195,312	65.7%	T. Sergi / G. Norman	Constructed to Binder Asphalt.
2019	4031980988	Fruitland Rd By-pass-Barton to Hwy8	5,280,000	693	-	5,279,307	0.0%	T. Sergi / G. Norman	Environment Study Report (ESR) has been filed. Implementation plan to be determined in consultation with developers. Land acquisition has been initiated in 2021 by Real Estate.
2020	4032019085	Hughson-King - K Wlm sidewalk	150,000	693	-	149,307	0.5%	T. Sergi / G. Norman	Walk will be constructed by developer upon completion of the development. Building currently under construction.
2020	4032080080	Twenty EA Up James-Glancaster	690,000	693	-	689,307	0.1%	T. Sergi / G. Norman	To be deferred until completion of Municipal Comprehensive Review / GRIDs2. Consider closing and resubmitting subject to review of priorities.
2020	4032080089	Book EA - Hwy 6 to Glancaster	690,000	50,693	-	639,307	7.3%	T. Sergi / G. Norman	Study to start in 2023
2020	4032080288	Up Well-Stone Church-Limeridge	300,000	95,346	-	204,654	31.8%	E. Waite / D. Sharma	EA ongoing and anticipated completion date is Q4 2023.
2020	4032080582	2020 Developmnt Rd Urbanization	500,000	693	-	499,307	0.1%	T. Sergi / G. Norman	Monies are allocated to specific road projects as development proceeds.
2021	4032155180	Airport Road Class EA	690,000	693	-	689,307	0.1%	T. Sergi / G. Norman	To be initiated in 2023.
2021	4032180184	Dickenson-U James-Glancaster	6,000,000	693	-	5,999,307	0.0%	T. Sergi / G. Norman	Phase 1 construction expected to start in 2022/23.
2021	4032180188	Trinity - Cormorant southerly	331,000	209,059	-	121,941	63.2%	T. Sergi / G. Norman	Complete - pending final review/audit/payment
2021	4032180582	2021 Developmnt Rd Urbanization	500,000	10,757	-	489,243	2.2%	T. Sergi / G. Norman	Monies are allocated to specific road projects as development proceeds.
2022	4032210032	RW0032 - Arkledun	150,000	282	-	149,718	0.2%	T. Sergi / G. Norman	Ongoing preliminary design with SNC. 2023 Design, 2025 Construction
2022	4032210069	RW0069 Wilson Street E	150,000	282	-	149,718	0.2%	T. Sergi / G. Norman	Ongoing preliminary design with MH. 2023 Design, 2025 Construction
2022	4032210329	RW0447 - Weirs Lane	730,000	19,099	-	710,901	2.6%	T. Sergi / G. Norman	2021 Design, 2023 Construction
2022	4032211018	Hghind - Glenhllw to Frst Rd W	2,186,000	15,332	-	2,170,668	0.7%	T. Sergi / G. Norman	Ongoing - C15-62-22 - Finance to process appropriation adjustment of \$236k. Anticipated completion Q3 2023.

City of Hamilton
Capital Projects Status Report - Tax Supported
As of December 31, 2022

YEAR APPROVED	PROJECT ID	DESCRIPTION	APPROVED BUDGET (\$)	ACTUAL EXPENDITURES (\$)	PO COMMITMENTS (\$)	AVAILABLE BALANCE (\$) d = a - b - c	% COMPLETE e = (b+c) / a	Project Manager	STATUS EXPLANATION as of December 31, 2022
			a	b	c	d	e		
2022	4032211020	Highland Rd W - Winterberry to	941,000	12,533	-	928,467	1.3%	T. Sergi / G. Norman	Ongoing - C15-62-22 - Finance to process appropriation adjustment of \$81k. Anticipated completion Q3 2023.
2022	4032211022	Burlington - James to Ferguson	1,350,000	2,541	-	1,347,459	0.2%	T. Sergi / G. Norman	In Programming status. Project scope development ongoing and pending completion of HW's W/WW Master Plan Update (anticipated Q3 2023). Project anticipated to be advanced to Design status in Q4 2023. Proposed 2024 Construction.
2022	4032211029	King - Stoney Brook to Hwy 8	2,400,000	1,035,889	-	1,364,111	43.2%	T. Sergi / G. Norman	C15-59-22 - \$818k surplus at time of tender. Anticipated completion Spring 2023. In warranty.
<i>Sub-Total Roads Development Program</i>			105,351,064	39,431,816	-	65,919,248	37.4%		
Sub-Total Growth Management Division			174,847,553	83,987,439	-	90,860,114	48.0%		
Planning Division									
2006	8100655600	SCUBE Secondary Plan	66,880	59,336	-	7,544	88.7%	A. Mahood	Two site specific appeals remain. Hearing dates have been set in Q2 and Q3.
2007	8140755700	Aggregate Resource Study	500,000	259,431	-	240,569	51.9%	J. Hickey-Evans	This project works with 8121355605 (Elfrida Expansion studies). OP conformity review is underway based on the 2020 Provincial Policy Statement and revisions to the Greenbelt Plan and growth Plans. The project works in conjunction with Project ID 8151655600 (Zoning By-law), and 8141555101 (Residential Intensification Strategy). With approval of OPA 167 and urban boundary expansion, scope of the project will need to be reviewed.
2008	8140855800	Official Plan LPAT/OMB Appeal	1,605,650	1,613,958	-	(8,308)	100.5%	J. Hickey-Evans	Minister's approval of OPA 167 was received Nov 4, 2022 and existing appeals to urban boundary related appeals have been withdrawn.
2009	8120955900	Community Planning Studies	876,190	733,557	-	142,633	83.7%	A. Mahood	Final appeal to Downtown Secondary Plan has been resolved. Family Friendly Housing Strategy delayed due to prioritization of other projects. Will recommence in Q2 or Q3 of 2023.
2009	8120955903	Longwood Rd-Main to Aberdeen	120,000	32,680	-	87,320	27.2%	A. Fabac	On hold pending LRT
2010	8141055100	Nodes & Corridors Plans	450,000	267,572	-	182,428	59.5%	A. Mahood	Final invoices on Waterdown Secondary Planning project were received and paid. POs have been closed. Dundas Node Study project will resume once intensification targets are confirmed in Official Plan through ongoing work to implement Minister's Decision on OPA 167 (Municipal Comprehensive Review).
2010	8141055101	Residential Intensify Strategy	157,000	47,627	-	109,373	30.3%	J. Hickey-Evans	The Residential Intensification Supply Update, originally presented in 2021, will need to be revisited due to the approval of OPA 167, which included an urban boundary expansion. Work will be undertaken in 2023.
2011	8141155103	Zoning By-law OMB Appeals	325,000	155,816	-	169,184	47.9%	J. Hickey-Evans	Two outstanding appeals progressing through discussions. Staff are working with appellants to find a resolution. Meetings have been held in January and February.
2011	8141155104	Bayfront Strategy	495,000	464,046	-	30,954	93.7%	C. Newbold	Final invoices are being processed and Final Report to FCM to fulfill Grant Agreement to will be completed early Q1.
2012	8121255620	Part IV Designate of Property	823,500	345,991	-	477,509	42.0%	A. Fabac	Will be used to fund additional temporary staff to process designations in response to Bill 23 priorities
2012	8201255700	Ottawa St Streetscape Improvement	100,000	94,861	-	5,139	94.9%	A. Fabac	This project will be revisited in Q2 2023
2013	8121355605	Elfrida Expansion-Studies	1,577,500	744,966	-	832,534	47.2%	A. Mahood	Minister's decision was received Nov 4 2022 and included an urban boundary expansion that included the Elfrida Area. Work to finalize Land Budget elements, targets and secondary planning and phasing approaches will be undertaken in Q1 2023.
2014	8121455500	St Clair-Heritage Plan Review	100,000	6,863	-	93,137	6.9%	A. Fabac	Under review as part of work plan update to address Bill 23 priorities
2015	8141555600	Hamilton Growth Management Review	2,155,000	1,934,510	-	220,490	89.8%	J. Hickey-Evans	Minister's decision received Nov 4, 2022. Additional work on implementation of both Council's decision and the Minister's decision is on-going through revised scopes on consultant assignments.
2016	8101655600	2016 Comp Zoning By-Law	3,298,600	2,611,360	-	687,240	79.2%	C. Newbold	Second phase of Low Density Residential Zones are progressing and consultation has been planned for May. TOC Zoning being updated in June. Medium Density Residential Zones to be developed for consultation in Q2.

City of Hamilton
Capital Projects Status Report - Tax Supported
As of December 31, 2022

YEAR APPROVED	PROJECT ID	DESCRIPTION	APPROVED BUDGET (\$)	ACTUAL EXPENDITURES (\$)	PO COMMITMENTS (\$)	AVAILABLE BALANCE (\$) d = a - b - c	% COMPLETE e = (b+c) / a	Project Manager	STATUS EXPLANATION as of December 31, 2022
			a	b	c	d	e		
2016	8121655601	Barton Tiffany Design Study	150,000	45,143	-	104,857	30.1%	A. Mahood	Setting Sail (West Harbour) Secondary Plan is planned to be brought into the Urban Hamilton Official Plan in Q3 or Q4, 2023. Discussions with the Province on the UHOP Non-Decision have been initiated. Barton Tiffany Design Study implementation will be part of Secondary Plan updates in next phase of work following resolution of non-decision.
2016	8121655602	DC Study and Grids Update	605,000	65,451	-	539,549	10.8%	C. Newbold	Minister's approval of OPA 167 on Nov 4, 2022 included urban boundary expansion. A Financial Impact Analysis of urban boundary expansion will be completed. This account will be used along with other accounts for additional consultation and specialized modeling to support DC Update.
2016	8121655604	Implement Food & Farming Plan	70,100	56,863	-	13,237	81.1%	J. Hickey-Evans	Food and Farming Projects include work on the mapping of the Agricultural land base and dataset and position papers. The purpose of this fund is to allow Hamilton to partner with the 6 other municipalities which are part of the Golden Horseshoe Food and Farming Alliance on region wide food and farming related studies. Annual payments made to support the work of the Alliance.
2016	8121655606	Site Plan Guidelines Update	200,000	87,013	-	112,987	43.5%	A. Fabac	Guideline review under way with consideration for sustainability issues.
2016	8141655600	City-wide Employment Survey	518,790	273,006	-	245,784	52.6%	C. Newbold	Employment survey will begin in May 2023. Student hiring currently underway
2017	8121755700	Woodland Protection Strategy	325,000	159,753	-	165,247	49.2%	A. Fabac	Scheduled for Q2 2023 presentation to Planning Committee
2017	8121755703	James N Mobility Study Implementation	250,000	45,143	-	204,857	18.1%	A. Mahood	Setting Sail (West Harbour) Secondary Plan is planned to be brought into the Urban Hamilton Official Plan in Q3 or Q4, 2023. Discussions with the Province on the UHOP Non-Decision have been initiated. James N Mobility Study Implementation will be part of Secondary Plan updates in next phase of work following resolution of non-decision.
2017	8121755705	Urban & Rural Hamilton Plans 5 Yr Review	331,000	174,308	-	156,692	52.7%	C. Newbold	Background work on conformity amendments to the Rural Hamilton Official Plan have begun (Natural Heritage System Review). Further updates that are not conformity-related, to both the Urban and Rural Hamilton Official Plans, as part of the 5 year review have also begun. The project works in conjunction with 8141555600 (Hamilton Growth Management Review) and with 8141555101 (Residential Intensification Strategy).
2017	8121755706	Planning & Zoning Growth Area	1,050,000	484,528	-	565,472	46.1%	J. Hickey-Evans	Major Transit Station Area planning is proceeding. Draft MTTSA report received in Dec 2022. Market Feasibility Study and Housing Needs Assessment Study to support future inclusionary zoning are underway - drafts expected early Q1.
2019	8121955900	Community Planning Plan-CEP	180,000	174,489	-	5,511	96.9%	C. Newbold	Final Reporting underway and awaiting final invoices in order to close out the project.
2019	8121957900	3D Model Development	380,000	325,522	-	54,478	85.7%	C. Newbold	The 3D Model Specialist continues work preparing 3D visualizations to support development application review, community planning analysis, community engagement. Work continues on the city wide model and GIS layer. The downtown 3D model is 60% complete.
2019	8121957901	Digital Planning Applications	385,000	6,863	-	378,137	1.8%	A. Fabac	Through the implementation of Bill 109 and the recent Bill 23, additional hardware and software technology needs may be required for 2023 and this is currently under review.
2022	8122255001	Engineering Standards Update	250,000	693	-	249,307	0.3%	Gavin Norman	Project to be initiated in 2023
2022	8122255200	UrbGrowth SecPlans & Studies	1,825,000	6,863	-	1,818,137	0.4%	C. Newbold	Provincial decision on MCR occurred Nov 4th 2022 identifying a boundary expansion. Approach to secondary planning will be finalized in Q2 2023 with development of workplans to follow.
Sub-Total Planning Division			19,170,210	11,278,211	-	7,891,999	58.8%		
Building Division									
2017	8061757800	Microfiche Digitization of Records	4,112,900	331,301	-	3,781,599	8.1%	J. Caetano	Looking into feasibility of doing the digitization of our existing microfiche files inhouse by our staff instead of going external. This would require the purchase of additional scanning equipment and the hiring of additional staff.
2022	8062257000	PED Power Platform Portal	700,000	-	-	700,000	0.0%	J. Caetano	RFP to source vendor to start work and develop portal was posted in early 2022. No applicants to RFP received. Required to rescope RFP and repost. RFP will be posted in Q1/2023 with vendor in place by Q1/2023.
Sub-Total Building Division			4,812,900.00	331,301.19	-	4,481,599	6.9%		
Parking By-Law Services Division									
Licensing									

City of Hamilton
Capital Projects Status Report - Tax Supported
As of December 31, 2022

YEAR APPROVED	PROJECT ID	DESCRIPTION	APPROVED BUDGET (\$)	ACTUAL EXPENDITURES (\$)	PO COMMITMENTS (\$)	AVAILABLE BALANCE (\$) d = a - b - c	% COMPLETE e = (b+c) / a	Project Manager	STATUS EXPLANATION as of December 31, 2022	
			a	b	c	d	e			
2019	4501955900	Digital Signage Strategy	90,000	80,444	-	9,556	89.4%	B.Spychaj	Report being returned to Planning Committee in Q3 once signed audit has been completed by ward by Licensing.	
<i>Sub-Total Licensing</i>			90,000	80,444	-	9,556	89.4%			
<i>Parking Operations Program</i>										
2015	4901551100	Communications & Security System	70,300	70,300	-	-	100.0%	C. McKean	95% security upgrades complete to the HMPS offices and Convention Centre Garage. (Project lead - Corporate Security) Corporate Security is working on upgrading the security monitoring station within the Convention Centre Security office. Corporate Security is working on design and cost estimate to undertake work.	
2017	4901751700	Parking Payment Equipment	1,150,000	687,634	-	462,366	59.8%	A. McIlveen	Staff will be replacing more on and off-street parking payment machines throughout the city. Priority areas will be completed in Q4. Increase the PO required.	
2017	4901755700	Parking By-Law Review	200,000	79,014	-	120,986	39.5%	J. Starr	Review of On-street Parking Bylaw 01-218 initiated and staff will work with Legal on updating bylaw. Project completion by Q4 2024.	
2019	4501941900	Parking Control Squad Room	30,000	-	-	30,000	0.0%	J. Buffet	Project is 100% complete but still to be invoiced.	
2019	4901945900	Waterproof Convention Parking	2,000,000	224,666	-	1,775,334	11.2%	A. McIlveen	Construction continues on schedule however concrete deterioration is more extensive than expected. Additional repair identified for roof slab leak and structural support column on south side of garage.	
2019	4901951900*	Electric Charging Stations	507,000	466,708	-	40,292	92.1%	A. McIlveen	All charging stations have been installed, working with NRCan for final report. PO is closed.	
2019	4901957900	Online Parking Module	150,000	-	-	150,000	0.0%	S. Carias	This project has been combined with the online parking module with pay on foot system replacement. RFP was awarded to Precise, waiting on PO approval to start project.	
2019	4901957901	Pay-on-Foot System Replacement	650,000	33,592	-	616,408	5.2%	S. Carias	This project has been combined with the online parking module with pay on foot system replacement. Project kick off to commence Q1 with work continuing until Q4 2024.	
2020	4902057200	License Plate Reading Tech	300,000	-	-	300,000	0.0%	J. Buffet	Project is awaiting procurement RFP to move forward	
2021	4902141201	Surface Lots & Garage Repairs	300,000	17,816	-	282,184	5.9%	A. McIlveen	Lot 5 light pole reinstallation to be completed when temperature permits. RFT for surface lot pavement rehabilitation planned for Q2 2023, possible quote or tender for reconstruction design.	
2021	4902141203	SurfaceLotLightingReplacement	50,000	49,351	-	649	98.7%	A. McIlveen	LED retrofit and infrastructure improvements to continue in future phases as funds are added.	
2021	4902141210	Fence Repairs	100,000	5,975	-	94,025	6.0%	A. McIlveen	Fence RFQs complete. RFP to go out to contractor Q1 2023 and work to commence April 2023.	
2021	4902157201	PrkingMeter&HousingReplacemnt	400,000	8,444	-	391,556	2.1%	A. McIlveen	Assessment of areas for housing replacement has been completed. Staff looking into which areas are priority for housing and meter replacements. James Street area will be changed to mobile payment only.	
2022	4902257200	Mun CarPark and Signage Replac	50,000	-	-	50,000	0.0%	A. McIlveen	Initial installation to be James St N to support on street payment changes instead of Lot 40	
2022	4902257201	Curbside Management Tool	100,000	-	-	100,000	0.0%	A. McIlveen	Research phase complete. Currently considering multiple options, including grants, to determine next steps in the project and how we want to approach project implementation. Implementation to begin Q3 2023.	
<i>Sub-Total Parking Operations</i>			6,057,300	1,643,498	-	4,413,802	27.1%			
<i>Transportation Program</i>										
2015	4041503519	Bike Racks - Parking	142,824	115,505	-	27,319	80.9%	B.Hollingworth/ S.Molloy	Continue to implement bike racks as requested and planning to install more racks in 2023. This fund pays for rack installations.	
2016	4031655926	(TMP)Transportation Master Plan Performance Measurement	263,095	20,814	-	242,281	7.9%	B.Hollingworth/ S.Molloy	Project on hold. Data collection strategy will be created at the conclusion of GRIDS2.	

City of Hamilton
Capital Projects Status Report - Tax Supported
As of December 31, 2022

YEAR APPROVED	PROJECT ID	DESCRIPTION	APPROVED BUDGET (\$)	ACTUAL EXPENDITURES (\$)	PO COMMITMENTS (\$)	AVAILABLE BALANCE (\$) d = a - b - c	% COMPLETE e = (b+c) / a	Project Manager	STATUS EXPLANATION as of December 31, 2022
			a	b	c	d	e		
2017	4031718126	Centennial Bridge over QEW-Path	750,000	10,315	-	739,685	1.4%	B.Hollingworth/ S.Molloy	Project is ongoing. Consultant nearing preliminary design completion.
2017	4031755820	Transportation Demand Management & Smart Commute	1,085,500	947,151	-	138,349	87.3%	B.Hollingworth/ S.Molloy	This project ID is being transitioned to project 4032055820 (Sustainable Mobility Program) once commitments are spent. Committed PO's are for the operation of the Smart Commute Program. Once the commitments are complete, any remaining funds will be appropriated to the new ID referenced above. The remaining funds are a payment from Uber to the City for the termination of the bike share contract and the Ward 3 bike share enhancement funding.
2017	4031755940	2017-Transportation Tomorrow Survey	205,740	132,859	-	72,881	64.6%	B.Hollingworth/ S.Molloy	P.O. Issued to MTO for shared cost of project. Data collection will commence in Q2 2023 Project working in conjunction with same like project 4031855940 & 4031955940 & 4032055940 & 4032155940 (2018 & 2019 & 2020 & 2021 Transportation Tomorrow Survey).
2017	4661717124*	2017 On Street Bike Facilities	379,361	460,627	-	(81,266)	121.4%	B.Hollingworth/ S.Molloy	Appropriation in Q1 2023 and then close PID
2018	4031855744	TMP Modelling & Monitoring	80,000	80,991	-	(991)	101.2%	B.Hollingworth/ S.Molloy	Phase one of study is complete. Future year sensitivity test runs will begin in Q2-2023. This project works in conjunction with projects 4032155744, 4032055744 & 4031955744 (2021, 2020 & 2019 TMP Modelling & Monitoring). Once commitments are cleared and have final balance, can assign to appropriate Project ID to cover deficit
2018	4031855940	Transportation Tomorrow Survey	40,000	449	-	39,551	1.1%	B.Hollingworth/ S.Molloy	P.O. Issued to MTO for shared cost of project. Data collection will commence in Q2 2023 Project working in conjunction with same like project 4031855940 & 4031955940 & 4032055940 & 4032155940 (2018 & 2019 & 2020 & 2021 Transportation Tomorrow Survey).
2018	4661817124	2018 On Street Bike Facilities	1,210,000	1,602,662	-	(392,662)	132.5%	B.Hollingworth/ S.Molloy	Submitting final claim submission to province for OMCC funds in Q2 2023.
2019	4031955744	TMP Modelling & Monitoring	80,000	68,566	-	11,434	85.7%	B.Hollingworth/ S.Molloy	Phase one of project is complete. Future year sensitivity test analysis will commence in Q2-2023. This project works in conjunction with projects 4032155744, 4032055744 & 4031855744 (2021, 2020 & 2018 TMP Modelling & Monitoring). Once commitments are cleared and have final balance, can assign to appropriate Project ID to cover deficit.
2019	4031955878	Bike Share Expansion Planning	150,000	51,329	-	98,671	34.2%	B.Hollingworth/ S.Molloy	This will be timed with data collection in 2023 and a summary council report in Q1 2025. Once data has been collected, a consultant will be retained to complete the work.
2019	4031955916	Complete Livable Streets Manual	300,000	284,988	-	15,012	95.0%	B.Hollingworth/ S.Molloy	This remaining funds are planned for training staff to implement complete streets designs.
2019	4031955940	2019-Transportation Tomorrow Survey	40,000	449	-	39,551	1.1%	B.Hollingworth/ S.Molloy	Project working in conjunction with same like project 4031755940 & 4031855940 & 3022055940 & 4032155940 (2017 & 2018 & 2020 & 2021 Transportation Tomorrow Survey).
2019	4031955987	Road Classification Harmonization Study & R-O-W Review	180,000	27,787	-	152,213	15.4%	B.Hollingworth/ S.Molloy	Project in data collection and stakeholder engagement stage.
2020	4032017050	Bicycle Infra Upgrades	528,404	533,069	-	(4,666)	100.9%	B.Hollingworth/ S.Molloy	PO will be closed and deficit funded through appropriation from related project in Q2 2023
2020	4032017051	Waterdown TM Implementation	480,000	-	-	480,000	0.0%	B.Hollingworth/ S.Molloy	Project is presently in design. Implementation planned for later in 2023.
2020	4032017053	Bicycle Blvd Nbhd Greenways	130,000	47,614	-	82,386	36.6%	B.Hollingworth/ S.Molloy	Bicycle boulevard projects are planned for implementation in 2023
2020	4032055085	Rail Grade Separation Review	80,000	449	-	79,551	0.6%	B.Hollingworth/ S.Molloy	Project on hold due to lack of staff resources.
2020	4032055243	LINC & RHVP Widening Study	600,000	299,596	-	300,404	49.9%	S. Molloy	Draft report submitted. Proposal to Joint Stewardship Board has been submitted for feedback. Project expected to be completed by Q3, 2023.
2020	4032055744	TMP Modelling & Monitoring	80,000	69,919	-	10,081	87.4%	B.Hollingworth/ S.Molloy	Phase one of the study is complete. The future year sensitivity test runs will commence in Q2-2023. This project works in conjunction with projects 4032155744, 4032055744 & 4031855744 (2021, 2019 & 2018 TMP Modelling & Monitoring).

City of Hamilton
 Capital Projects Status Report - Tax Supported
 As of December 31, 2022

YEAR APPROVED	PROJECT ID	DESCRIPTION	APPROVED BUDGET (\$)	ACTUAL EXPENDITURES (\$)	PO COMMITMENTS (\$)	AVAILABLE BALANCE (\$) d = a - b - c	% COMPLETE e = (b+c) / a	Project Manager	STATUS EXPLANATION as of December 31, 2022
			a	b	c	d	e		
2020	4032055820	Sustainable Mobility Program	250,000	289,110	-	(39,110)	115.6%	B.Hollingworth/ S.Molloy	This project ID is the continuation of programming for Sustainable Mobility and Smart Commute Hamilton (SCH). It will cover payment for the ride shark commuting tool. This tool has been fully launched and operational. This covered bike share enhancements in 2022 including the installation of new controllers which is wrapping up. These expenditures are currently being processed
2020	4032055940	Transportation Tomorrow Survey	40,000	449	-	39,551	1.1%	B.Hollingworth/ S.Molloy	Project working in conjunction with same like project 4031755940 & 4031855940 & 4031955940 & 4032155940 (2017 & 2018 & 2019 & 2021 Transportation Tomorrow Survey).
2020	4242009208*	W2&3 Gen Hosp Alley Bike Path	10,000	449	-	9,551	4.5%	P. Topalovic	Project is projected to be complete in Q3
2020	4502055200	School Crossing Review	100,000	81,515	-	18,485	81.5%	J. Buffet	Project is complete and close project. Return surplus to Parking Capital Reserve 108021
2020	8122055001	Grids 2 Study	150,000	55,311	-	94,689	36.9%	S. Molloy	This project is in conjunction with 4032255242. IBI Group is retained to undertake the study.
2021	4032117053	Bicycle Blvd (NHBD Greenways)	370,000	449	-	369,551	0.1%	B.Hollingworth/ S.Molloy	Project delays resulted in no expenditures in 2022. Bicycle boulevard projects are planned for implementation in 2023
2021	4032155744	TMP Modelling & Monitoring	100,000	61,033	-	38,967	61.0%	B.Hollingworth/ S.Molloy	Phase one of the study is complete. Future year scenario modelling will initiate in Q2-2023. This project works in conjunction with projects 4032055744, 4031955744 & 4031855744 (2020, 2019 & 2018 Transportation Master Plan Modelling & Monitoring).
2021	4032155820	Sustainable Mobility Program	650,000	191,033	-	458,967	29.4%	B.Hollingworth/ S.Molloy	This Project ID will continue to fund Smart Commute workplace and school outreach, including the required staffing. In Q4 the main activities that were funded included Smart Commute outreach, schools outreach, planning for open streets and winter bike to work day. Bike share station moves were also completed during this time.
2021	4032155940	Transportation Tomorrow Survey	250,000	73,016	-	176,984	29.2%	B.Hollingworth/ S.Molloy	Project working in conjunction with same like project 4031755940 & 4031855940 & 4031955940 & 4032055940(2017 & 2018 & 2019 & 2020 Transportation Tomorrow Survey).
2021	4662117124	2021 On Street Bike Facilities	998,308	713,840	-	284,468	71.5%	B.Hollingworth/ S.Molloy	Will use PID in 2023 to pay for 2022 deferred projects
2021	4662117125	Hunter St Cycle Track	1,083,000	1,095,642	-	(12,642)	101.2%	B.Hollingworth/ S.Molloy	PO closure in Q1 2023; followed by appropriation to close PID
2021	5302183101	ActiveTransportationConnectns	2,100,000	87,443	-	2,012,557	4.2%	S. Molloy	Some feasibility studies have commenced for future projects in 2023.
2022	4662217001	Cycling Network EnhancmntsICIP	570,000	88,202	-	481,798	15.5%	D. Pimentel	Submitting claim to Province for reimbursement Q1 2023
<i>Sub-Total Transportation Program</i>			13,476,233	7,492,633	-	5,983,600	55.6%		
<i>Sub-Total Parking By-Law Services Division</i>			19,623,533	9,216,575	-	10,406,957	47.0%		

City of Hamilton
Capital Projects Status Report - Tax Supported
As of December 31, 2022

YEAR APPROVED	PROJECT ID	DESCRIPTION	APPROVED BUDGET (\$)	ACTUAL EXPENDITURES (\$)	PO COMMITMENTS (\$)	AVAILABLE BALANCE (\$) d = a - b - c	% COMPLETE e = (b+c) / a	Project Manager	STATUS EXPLANATION as of December 31, 2022
			a	b	c	d	e		
Culture Program									
2015	7101558506	Public Art - Dundas Driving Park Phase 2	145,000	129,517	-	15,483	89.3%	K. Coit	Temporary repairs to existing knots completed. A More permanent fix (etching the knots) to be completed in Q2 2023
2015	7101558507	Public Art Master Plan Review	18,000	9,259	-	8,741	51.4%	K. Coit	Report due July 28th. Placemaking initiatives to be highlighted in report.
2015	7101558508	Public Art - King William Art Walk	240,000	123,046	-	116,954	51.3%	K. Coit	Fabrication 40% complete, groundwork for footing and base to begin in late February 2023. Project is on track to be completed for Supercrawl.
2015	7101558509	Public Art - West Hamilton Rail Trail	25,000	-	-	25,000	0.0%	K. Coit	To be initiated and evaluated in Q2 of 2023.
2015	7201541702	Dundurn Castle Outbuildings	508,431	545,355	-	(36,924)	107.3%	C. Samko	Deficit to be covered from the Gage House Porch project ID#7201941903 when completed in 2024.
2015	7201555502	Culture Strategic Priorities	547,309	228,805	-	318,504	41.8%	P. Tombs	Placemaking Grant Pilot Program project installations continue to the end of 2023.
2017	7101741707	Battlefield Barn Restoration	656,899	410,364	-	246,534	62.5%	C. Samko	Project is correctly on hold and awaiting new interpretive planning for the site before design can be finalized and approved.
2017	7201741703	St Mark's Restoration Phase 2	325,000	310,349	-	14,651	95.5%	C. Samko	Construction began in 2022. Funds are being used to support design and professional fees for the project. Project estimated to be completed by Q1-2024.
2018	7101851321	Public Art-Century St. Parquet	175,000	96,203	-	78,797	55.0%	K. Coit	Celebration being planned for April 28th 2023, Councillor Nann attendance confirmed. Fabrication 80% complete, foundations complete
2018	7101858812	Public Art - Downtown	936,350	343,187	-	593,163	36.7%	K. Coit	Project to be evaluated and initiated in Q2 2023
2018	7201841803	St. Mark's Interior Restoration	4,488,679	1,046,983	-	3,441,696	23.3%	C. Samko	Project began construction in Q2-2022 and is estimated to be completed by Q1-2024. Project is funded in part by an Investing in Canada Infrastructure Grant, a Canadian Community Revitalization Fund grant and a Patrick J. McNally Foundation grant.
2018	7201841804	Children's Museum Expansion-Exhibits	434,600	133,364	-	301,236	30.7%	C. Samko	Consultant PO to be opened in Q1-2023. Exhibits to be installed at end on Children's Museum expansion project in Q4-2024.
2018	7201841807	2018 Whitehern Hall Conservation	121,950	94,779	-	27,171	77.7%	C. Samko	Shutter and storm window restoration for the west side of the building scheduled for construction in Q2-3 2023 and estimated to be completed by Q4-2023.
2018	7201858702	TC1801 - 2023 Canadian Country Music Week	865,600	817,573	-	114,985	86.7%	C. Brooks-Joiner/ P. Mulholland	7201858702 is the Council-approved hosting budget for the 2023 Canadian Country Music Week & Awards in Hamilton September 13-17, 2023. Anticipate expenses will be reconciled by the 2023 fiscal year end (i.e. Q1 2024).
2018	7201858703	TC1802 - Golf Canada Partnership	2,144,000	739,063	-	1,404,937	34.5%	C. Brooks-Joiner/ P. Mulholland	7201858703 is the Council-approved hosting budget for the 2024 RBC Canadian Open in Hamilton June 3-9, 2024. Hosting Agreement between the City and Golf Canada was fully executed in June 2022. Anticipate expenses (re: hosting fee, municipal goods & services delivery, City of Hamilton contract event staff) drawn against the capital Project ID will be reconciled by end of Q2 2025.
2019	7201958900	TC1901 - Hosting 2021 & 2023 Grey Cup	1,800,000	210,569	-	1,620,851	10.0%	C. Brooks-Joiner/ P. Mulholland	7201958900 is the Council-approved hosting budget for the 2023 Grey Cup Festival & Game in Hamilton November 13-19, 2023. Expenses (re: stadium infrastructure, municipal goods & services delivery, City of Hamilton contract event staff) drawn against the capital Project ID will be reconciled a minimum of 6 months after the Grey Cup (i.e. Q2 2024).
2019	7101958900	Mount Hope Gateway	282,000	187,778	-	94,222	66.6%	K. Coit	Solar lighting contract agreed to, single source procurement to be done, purchase order for solar lighting to be made for Q1 2023
2019	7201941902	Battlefield Park Bridge Replacement	700,000	80,184	-	619,816	11.5%	C. Samko	Project Design is completed. Archaeology scheduled for Q2-3 2023. Construction scheduled for Q2-2024.
2019	7201941903	Gage House Porch & Exterior Cladding	795,003	711,221	-	83,783	89.5%	C. Samko	Gage House Porch Restoration was completed in 2022. Remaining funds to be used to complete minor improvements to landscape and building with a portion to be re-allocated to the Children's Museum project ID#7202041204 and remaining funds to Dundurn Outbuildings Deficit in 2024.
2020	7202041200	Dundurn Interior Restoration	156,858	128,564	-	28,294	82.0%	C. Samko	Carpet Installation scheduled for Q2-2023. Completion of restoration estimated for Q4-2023.

City of Hamilton
Capital Projects Status Report - Tax Supported
As of December 31, 2022

YEAR APPROVED	PROJECT ID	DESCRIPTION	APPROVED BUDGET (\$)	ACTUAL EXPENDITURES (\$)	PO COMMITMENTS (\$)	AVAILABLE BALANCE (\$) d = a - b - c	% COMPLETE e = (b+c) / a	Project Manager	STATUS EXPLANATION as of December 31, 2022
			a	b	c	d	e		
2020	7202041201	Griffin House Stabilization	500,001	425,105	-	74,896	85.0%	J. Summers	Griffin House Restoration project is funded in part by the Investing in Canada Infrastructure Grant. Foundation repair completed by Q2-2023. Phase 2 design for restoration of the building exterior and accessible entrance, completed by Q3-2023. Archaeology Q2-3-2023. Construction starting in 2024.
2020	7202041204	Children's Museum Expansion Ph2	2,134,843	292,255	-	1,842,588	13.7%	J. Summers	Construction starting Q1-2023 and estimated to be completed Q4-2024. This Project is supported by an Investing in Canada Infrastructure Grant and Canada Community Revitalization Grant.
2020	7202058201	Monument Restoration	191,411	59,917	-	131,494	31.3%	J. Summers	This project funds the yearly ongoing removal of graffiti on monuments as well as yearly public art/monument maintenance. Installation of Gage Park Lion head was completed in Q4-2022.
2020	7202058203	Hamilton 175	200,000	223,584	-	(23,584)	111.8%	J. Summers	Deficit in project is due to charges allocated to the wrong project. To be corrected in Q1-2023.
2020	7202058202	Collections Management	539,936	402,601	-	137,335	74.6%	C. Samko	Dundurn Castle collection inventory project to be completed by Q4-2024. Hamilton and Scourge archival documents reorganization, completion end of Q2-2023. Civic Museum Archaeology collection: first transfer to McMaster Sustainable Archeology programme scheduled for Q2-2023.
2021	7102158210	PublicArt-HamTheElectricCity	225,000	8,500	-	216,500	3.8%	K. Coit	51 submissions made, technical review complete, adjudication occurring, Feb 21st jury meeting. Installation on target for Q3 2023
2021	7102158211	Public Art Locke Street Marker	100,000	17,388	-	82,612	17.4%	K. Coit	Celebration planned, 40% fabrication completed, engineering drawings required
2021	7102158212	AncsterMemArtsCentPublicArt	250,000	-	-	250,000	0.0%	K. Coit	Focus group to be assembled in Q2 2023 and councillor to be notified. Artist selection in Q3 2023, and installation/completion Q3 2024
2021	7202141106	Whitehern Interior Conservatn	100,000	48,518	-	51,482	48.5%	J. Summers	The remaining funds will be used to fund Phase 2 Shutter restoration of the west side Whitehern beginning in Q2-2023.
2021	7202141210	AncstrOldTwnHallExtRestoratn	130,000	85,797	-	44,203	66.0%	J. Summers	Project design is estimated to be completed by the end of Q3-2023. Procurement to follow in Q1-2024. Construction budget is planned for the 2024 Capital budget.
2021	7202141212	Dundurn Cockpit Restoration	130,000	17,102	-	112,898	13.2%	J. Summers	Project design began in 2022 and is estimated to be completed by Q4-2023. Capital funding for construction is pending cost estimate.
2021	7202141213	Dundurn HVAC Replacement	200,000	57,787	-	142,213	28.9%	J. Summers	Design is beginning in Q1-2023 and estimated to be completed by Q1-2024. Capital funding for project is pending final design and cost estimate.
2021	7202141217	VeeversEstateTenantImprvemnts	19,000	4,462	-	14,538	23.5%	J. Summers	Project is working in conjunction with ID#7202341003 Veevers Estate Rehab, and includes accessibility improvements to the site, including pathways, entrance and bathroom. Consultant to be hired in Q1-2023.
2021	7202141218	WhitehernExtShutterConservatn	110,872	107,498	-	3,374	97.0%	J. Summers	Phase 1 of Shutter Restoration is completed. Phase 2 Restoration for the west side of the building will continue in Q2-2023, to be supported by additional funding from the 2023 Capital Budget.
2021	7202158210	Built Heritage Inventory	210,000	141,075	-	68,925	67.2%	J. Summers	Budget amount is required to offset project management costs for this project next year. Remaining funds will then be re-appropriated to support the Children's Museum Expansion project ID#7202041204.
2021	7202158212	Heritage Site Doc Study	120,000	106,003	-	13,997	88.3%	J. Summers	Phase 1 of project is completed which includes updating AutoCAD, fire safety and utility information for buildings at 10 sites, to support emergency planning for the buildings.
2021	7202158213	Museum Development	150,000	16,866	-	133,134	11.2%	J. Summers	Exhibit planning for the Visitor's Experience Centre in the Lister Block beginning Q1-2023. Project is working in conjunction with the Visitor's Experience Centre project ID#7202241001, supported by the Federal Tourism Relief Fund Grant.
2022	7202241001	Visitor Experience Centre	492,682	45,465	-	447,217	9.2%	C. Samko	Project is 100% funded by a Federal Tourism Relief Fund Grant. Architectural Design is completed. Renovation of space beginning in Q1-2023, to be completed by the end of Q2-2023. Exterior enhancements to storefront to be completed by the end of Q3-2023.

City of Hamilton
Capital Projects Status Report - Tax Supported
As of December 31, 2022

YEAR APPROVED	PROJECT ID	DESCRIPTION	APPROVED BUDGET (\$)	ACTUAL EXPENDITURES (\$)	PO COMMITMENTS (\$)	AVAILABLE BALANCE (\$) d = a - b - c	% COMPLETE e = (b+c) / a	Project Manager	STATUS EXPLANATION as of December 31, 2022
			a	b	c	d	e		
2022	7202241002	Ancaster Heritage Improvements	200,000	-	-	200,000	0.0%	C. Samko	Fieldcote Museum Improvements including bathroom and storage upgrades being implemented in Q1-2023 to support public use of site.
Sub-Total Culture Program			21,369,424	8,406,087	-	12,963,337	39.3%		
Real Estate Program									
2006	8120650600	RE0600	719,052	741,501	-	(22,449)	103.1%	R.Kessler	Pending further deliberation. Expecting future sales to offset any deficits in the project.
2012	3561250201	Beach Properties-Sales & Mtnce	-	6,538,237	-	(6,538,237)	N/A	R.Kessler	Capital project account is used to: 1. acquire properties for strategic corporate purposes that are identified from time to time 2. receive net receipts from disposition of properties from time to time 3. reconcile surpluses/deficits in real estate fees/recoveries on annual basis There are additional sites for sale, but environmental work to rectify high water table is holding further sales, etc. up
2018	3561850200	Property Purchases & Sales	-	8,481,793	-	(8,481,793)	N/A	R.Kessler	Capital project account is used to: 1. acquire properties for strategic corporate purposes that are identified from time to time 2. receive net receipts from disposition of properties from time to time 3. reconcile surpluses/deficits in real estate fees/recoveries on annual basis
2018	4401856910	Land Acquisition	1,550,000	1,174,375	-	375,625	75.8%	R.Kessler	Continued efforts to secure adjacent lands
2019	3561955100	Entertainment Venue Review	1,450,000	787,451	-	662,549	54.3%	R.Kessler	Supports on-going legal, survey and related transactional costs related to Master Agreement. Currently finalizing lease agreements and surveys
2019	6731956801	RE1904	250,000	-	-	250,000	0.0%	R.Kessler	City to transfer property to HUPEG in 2023. City obligated to provide support in process, which could take up to 5 years.
2019	3561950124	RE1906 - 154-156	3,545,984	3,480,890	-	65,093			Expansion project. Funding to be used to support testing for future development to parkland.
2021	3562150101	RE2101	6,154,121	4,139,234	-	2,014,887	67.3%	R.Kessler	Demolition and landscaping to be conducted - expected Spring 2023
2021	3562150102	TradePort Vantage Review	100,000	-	-	100,000	0.0%	R.Kessler	Consultants assignment initiated - initial work to begin Winter 2022/23
Sub-Total Real Estate Program			13,769,157	25,343,481	-	-11,574,324	184.1%		
TOTAL PLANNING & ECONOMIC DEVELOPMENT			308,752,841	194,334,515	-	114,418,326	62.9%		

PUBLIC WORKS TAX FUNDED PROJECTS

Roads Division

Roads

2011	4031118126	Bridge 163 - Centennial Parkway North, 540m n/o Barton	13,597,000	12,771,412	-	825,588	93.9%	E.English	Construction complete. Awaiting billing from CN
2012	4031218526	Bridge 451 - Hwy 5 E, 120m e/o Mill St S	797,000	449,285	-	347,715	56.4%	T.McClung	Ongoing - multi-year project. Ongoing Functional & Archaeological review, 2017 Design ongoing, Construction 2024.
2013	4031380390	East-West Corridor Waterdown	50,490,000	22,709,943	-	27,780,057	45.0%	S. Jacob	Project delayed due to archeological investigation. Funds are required for permission to enter for land, possible archeological investigation within the ROW. This project & budget was generated by PED and handed to ES for delivery.
2014	4031412002	Perimeter Rd - Property Mainte	53,000	83,371	-	(30,371)	157.3%		As a project, any on-going maintenance requirements are for interim management of the property pending disposition. These should be capitalized as part of the cost of the project. Further dispositions are expected as well.
2015	4031580584	Nebo - Rymal to Twenty Rd E	5,020,000	111,783	-	4,908,217	2.2%	S. Jacob	Tender in August. Expenditure expected for detailed design and geotech investigation
2015	4031580589	Rymal - Fletcher to Up Centenn	13,776,000	12,242,660	-	1,533,340	88.9%	E.English	Complete - pending final review/audit/payment
2016	4031618090	Bridge 090 - McMurray	1,120,000	302,739	-	817,261	27.0%	T.McClung	Ongoing multi-year project. Technical Study in 2018, ESA deferred to 2019. Design funding in 2020 but will be completed in 2021 due to external scope input delays, Construction has been now split into 2 phases due to a permitting issue. Phase 1 in 2022, Phase 2 in 2023.
2016	4031680681	Garner Rd-Hwy2 Wilson-Fiddlers	1,870,000	125,410	-	1,744,590	6.7%	D. Sharma	EA ongoing and anticipated completion date is Q1 2024.
2017	4031755333	Butternuts on Beckett	50,000	19,682	-	30,318	39.4%	S. Jacob	The project can be closed out as we have not had any further communication on this.

City of Hamilton
Capital Projects Status Report - Tax Supported
As of December 31, 2022

YEAR APPROVED	PROJECT ID	DESCRIPTION	APPROVED BUDGET (\$)	ACTUAL EXPENDITURES (\$)	PO COMMITMENTS (\$)	AVAILABLE BALANCE (\$) d = a - b - c	% COMPLETE e = (b+c) / a	Project Manager	STATUS EXPLANATION as of December 31, 2022
			a	b	c	d	e		
2017	4031780789	RR 56 - Rymal to ROPA 9	6,325,000	5,276,459	-	1,048,541	83.4%	E.English	Complete - pending final review/audit/payment
2018	4031811017	City Wide Road Priorities	5,574,400	5,476,804	-	97,596	98.2%	E.English	Complete - pending final review/audit/payment - AODA treatments at Cannon & Wellington, Cannon & Catharine, Cannon & John still ongoing.
2018	4031811803	NBHD RD Priorities W3	900,000	-	-	900,000	0.0%	G. Wuisman	Funding to be allocated to future projects in Ward 3
2018	4031811813	NBHD RD Priorities W13	900,000	112,088	-	787,912	12.5%	G. Wuisman	\$487k earmarked for contract C15-63-22 (H) Kirby/Hunts resurfacing. Balance of funding to be allocated to future projects in Ward 13.
2018	4031817644	Claremont - Bin Wall Removal	4,950,000	479,607	-	4,470,393	9.7%	T.McClung	Ongoing - to be tendered in late Q1 2023 with construction in late Q2 2023
2018	4031818089	Bridge 089 - Creighton Rd	1,460,000	269,224	-	1,190,776	18.4%	T.McClung	Ongoing multi-year project. Technical Study in 2018, ESA deferred to 2019. Design funding in 2020 but will be completed in 2021 due to external scope input delays. Design requested that Construction be deferred from 2023 to 2024.
2018	4031818108	Bridge 108 - Indian Trail	130,000	17,217	-	112,783	13.2%	T.McClung	Ongoing multi-year project. Design to be completed in 2020, ESA deferred to 2019. Temporary Repairs to be completed in 2021. Construction is now scheduled in 2023.
2018	4031818159	Bridge 159 - RR 56 near Hall	1,460,000	191,514	-	1,268,486	13.1%	T.McClung	Ongoing multi-year project. ESA in 2018. Design ongoing in 2022, Construction scheduled for 2023.
2018	4031818189	Bridge 189 - RR 56 near Kirk	622,000	137,079	-	484,921	22.0%	T.McClung	Ongoing multi-year project. ESA in 2018. Design ongoing in 2022, Construction scheduled for 2023.
2018	4031818296	Bridge 296 - Governors Rd	1,500,000	264,843	-	1,235,157	17.7%	T.McClung	Construction in 2023
2018	4031818366	Bridge 366 - Mud St W	1,840,000	1,763,264	-	76,736	95.8%	E.English	Complete - pending final review/audit/payment
2018	4031818404	Bridge 404 - Harrison Rd	1,570,000	187,370	-	1,382,630	11.9%	T.McClung	Design ongoing in 2022, Construction 2023
2018	4031818407	Bridge 407 - Queenston Rd	700,000	312,315	-	387,685	44.6%	E.English	Complete - pending final review/audit/payment
2018	4031818437	Bridge 437 - Miles Rd	1,080,000	695,646	-	384,354	64.4%	T.McClung	C15-41-21 (BR) - construction complete 2022
2018	4031818444	Bridge 444 - Guyatt Rd	54,000	25,205	-	28,795	46.7%	T.McClung	Project cancelled. Close once commitments are paid/cleared.
2018	4031819104	Hewitson - Dupont to Barton	655,000	604,667	-	50,333	92.3%	E.English	Complete - pending final review/audit/payment
2018	4241809604*	AR - Up Gage - 7th to Concession (W6 A/R)	1,010,000	887,902	-	122,098	87.9%	E.English	Complete - pending final review/audit/payment
2019	4031911021	Asset Preservation - Westdale South Neighbourhood (North Section)	3,417,000	1,704,332	-	1,712,668	49.9%	E.English	In Programming status. Project scope development ongoing. Project anticipated to be advanced to Design status in Q2 2023. Proposed 2024 Construction.
2019	4031911023	Fern / Cedar / Braeheid	1,130,000	991,508	-	138,492	87.7%	E.English	Complete - pending final review/audit/payment
2019	4031911025	Dewitt - Highway 8 to Barton	1,914,300	2,796	-	1,911,504	0.1%	S. Jacob	Project is now out for tender, construction of underground in 2023 with top asphalt in 2024
2019	4031911028	Strachan - James to east end	922,000	825,586	-	96,414	89.5%	E.English	Complete - pending final review/audit/payment
2019	4031911222	New Sidewalk Program - 2019	54,000	53,466	-	534	99.0%	M.Field	Developing plan for implementation
2019	4031911601	Council Priority - Ward 1 Minor Rehabilitation	782,550	122,752	-	659,798	15.7%	P.McNab	% spent based on Councillor requests. \$135k earmarked for Morden - Locke to Pearl.
2019	4031911602	Council Priority - Ward 2 Minor Rehabilitation	1,429,252	566,494	-	862,758	39.6%	P.McNab	% spent based on Councillor requests. \$354k p.o. is for Durrand Neighbourhood resurfacing (C15-52-22)
2019	4031911603	Council Priority - Ward 3 Minor Rehabilitation	1,325,790	147,610	-	1,178,180	11.1%	P.McNab	% spent based on Councillor requests.
2019	4031911604	Council Priority - Ward 4 Minor Rehabilitation	1,152,960	978,354	-	174,606	84.9%	P.McNab	% spent based on Councillor requests.
2019	4031911605	Council Priority - Ward 5 Minor Rehabilitation	1,043,523	713,396	-	330,127	68.4%	P.McNab	% spent based on Councillor requests. \$7.5k earmarked for 2023 Mountable Curbs.
2019	4031911606	Council Priority - Ward 6 Minor Rehabilitation	1,431,013	1,087,139	-	343,874	76.0%	P.McNab	% spent based on Councillor requests. \$49k earmarked for speed cushions at various locations, \$10K for New stop controls on Rosewell Street at Rexford Drive, \$90k for Questor Crt sidewalk work and minor shave and pave and \$80k for 2023 Mountable Curbs.
2019	4031911607	Council Priority - Ward 7 Minor Rehabilitation	1,550,289	208,424	-	1,341,865	13.4%	P.McNab	% spent based on Councillor requests. \$84k earmarked for speed cushions at various locations in Ward 7, \$125k for Elmar Park - park pathway and \$73k for 2023 Mountable Curbs.
2019	4031911608	Council Priority - Ward 8 Minor Rehabilitation	1,464,206	821,304	-	642,903	56.1%	P.McNab	% spent based on Councillor requests. \$60k earmarked for Park Pathway in Kennedy Park East and \$30k for 2023 Mountable Curbs.

City of Hamilton
Capital Projects Status Report - Tax Supported
As of December 31, 2022

YEAR APPROVED	PROJECT ID	DESCRIPTION	APPROVED BUDGET (\$)	ACTUAL EXPENDITURES (\$)	PO COMMITMENTS (\$)	AVAILABLE BALANCE (\$) d = a - b - c	% COMPLETE e = (b+c) / a	Project Manager	STATUS EXPLANATION as of December 31, 2022
			a	b	c	d	e		
2019	4031911609	Council Priority - Ward 9 Minor Rehabilitation	1,985,799	1,821,580	-	164,219	91.7%	P.McNab	% spent based on Councillor requests. \$35K for 2022 Sidewalk Repairs.
2019	4031911610	Council Priority - Ward 10 Minor Rehabilitation	1,045,130	102,128	-	943,002	9.8%	P.McNab	% spent based on Councillor requests.
2019	4031911611	Council Priority - Ward 11 Minor Rehabilitation	1,629,744	119,720	-	1,510,024	7.3%	P.McNab	% spent based on Councillor requests. \$205k earmarked for Fencing Improvements at Fairgrounds Community Park (305 Fall Fair Way), Glanbrook Cemetery (4350 Binbrook Road)
2019	4031911612	Council Priority - Ward 12 Minor Rehabilitation	1,938,903	1,001,229	-	937,674	51.6%	P.McNab	% spent based on Councillor requests.
2019	4031911613	Council Priority - Ward 13 Minor Rehabilitation	1,527,593	87,680	-	1,439,913	5.7%	P.McNab	% spent based on Councillor requests. \$171k earmarked for Park Pathway Loop in Centennial Heights Park.
2019	4031911614	Council Priority - Ward 14 Minor Rehabilitation	1,567,871	122,107	-	1,445,764	7.8%	P.McNab	% spent based on Councillor requests. \$55k earmarked for 2023 Mountable Curbs.
2019	4031911615	Council Priority - Ward 15 Minor Rehabilitation	1,234,879	402,962	-	831,918	32.6%	P.McNab	% spent based on Councillor requests.
2019	4031917943	Sherman Access East Retaining Wall Replacement	470,000	19,075	-	450,925	4.1%	T.McClung	Ongoing - multi-year project. Technical Study funding in 2019. Design funding in 2020 & 2022. Construction deferred from 2022 to 2024 due to the Claremont Access Steel facing wall removals scheduled in 2022/2023.
2019	4031918048	Bridge 048 - Jones St, 110m w/o King St E	860,000	67,595	-	792,405	7.9%	T.McClung	Ongoing multi-year project. 2019 ESA, 2020 Design, Design requested that Construction be deferred from 2023 to 2024.
2019	4031918126	Bridge 126 - Regional Rd 56, 605m n/o Guyatt Rd	170,000	83,504	-	86,496	49.1%	T.McClung	Ongoing multi-year project. ESA to be completed in 2020, Design ongoing in 2022, Construction 2023.
2019	4031918342	Bridge 342 - Westover Rd, 245m n/o Highway No. 8	320,000	210,701	-	109,299	65.8%	T.McClung	2018 Technical Study/ESA, Design ongoing in 2022, Construction deferred from 2022 to 2023
2019	4031918975	MTO/City Cost Shared Service Rd Culverts	5,000,000	2,506,187	-	2,493,813	50.1%	T.McClung	C2020-2001 (MTO Contract) Leave \$450k for maintenance period and redistribute funding.
2019	4031919110	Barton - Parkdale to Talbot	3,153,000	627,640	-	2,525,361	19.9%	E.English	Ongoing - C15-02-22 currently underway. Anticipated completion Q4 2023.
2019	4031919119	Sheaffe / Park / Mulberry (Central Nbdh (North))	2,467,000	3,235,336	-	(768,336)	131.1%	E.English	Complete - pending final review/audit/payment
2019	4031955944	Transportation EA - Hwy 56 - Rymal to Binbrook	237,000	73,355	-	163,645	31.0%	D.Sharma	Project is 80% complete, should be closed this year
2019	4031957944	PW Asset Management (PW-AM) System Evaluation	8,940,000	3,122,320	-	5,817,680	34.9%	P. Leishman	Delays continue to be experienced due to COVID and Infor underestimating the time required to define the enterprise level.
2019	4031919115*	Delena / Beland / Dunsmore	1,610,000	1,174,390	-	435,610	72.9%	E.English	Complete - pending final review/audit/payment
2020	4032011020	Claremont Access Rehab	1,984,000	1,256,458	-	727,542	63.3%	E.English	Phase 1 Complete - pending final review/audit/payment. Additional funds are scheduled in 2025 for downbound resurfacing. Tender 2023. Phase 2 not yet tendered.
2020	4032011021	Dundas-First to Ham-Burl Line	2,700,000	2,239,154	-	460,846	82.9%	E.English	Phase 1 complete. Phase 2 anticipated 2024.
2020	4032011024	Fifty Road Escarpment Access	290,000	95,651	-	194,349	33.0%	T.McClung	Currently in Design phase for Construction in 2024.
2020	4032011026	Mud - Paramount to Up Cent	3,710,000	3,221,363	-	488,637	86.8%	E.English	Complete - pending final review/audit/payment
2020	4032011028	Southcote-Garner to Hwy 403 BR	7,204,000	92,784	-	7,111,216	1.3%	E.English	Ongoing - C15-19-22. Anticipated Completion Q4 2023.
2020	4032011029	Central Neighbourhood	461,000	337,795	-	123,205	73.3%	E.English	Complete - pending final review/audit/payment
2020	4032011222	Annual New Sidewalk Program	50,000	45,867	-	4,133	91.7%	M.Field	Developing plan for implementation
2020	4032011225	Geotechnical Investigation	780,000	676,903	-	103,097	86.8%	G.Wuisman	Ongoing - work in progress. Close once commitments are paid/cleared.
2020	4032011226	Rymal Sidewalk-Up Sherman-Eva	50,000	36,488	-	13,512	73.0%	E.English	Complete - pending final review/audit/payment
2020	4032018019	Bridge 019 - Norman	25,000	2,073	-	22,927	8.3%	T.McClung	Project Deferred. Rebudget: 2027 ESA, 2028 Design, 2030 Construction. Close once commitments are paid/cleared.
2020	4032018217	Bridge & Culvert Mtrnc - ES	1,445,000	1,136,940	-	308,060	78.7%	T.McClung	Ongoing - work in progress. Anticipate completion year end of 2022.
2020	4032018248	Bridge 248 - King St W	4,061,000	4,569,725	-	(508,725)	112.5%	E.English	Complete - pending final review/audit/payment
2020	4032018372	Bridge 372 - Wilson St E	180,000	70,536	-	109,464	39.2%	T.McClung	Ongoing multi-year project. 2020 ESA, Design ongoing in 2022/2023, Construction deferred from 2023 to 2025.
2020	4032018414	Bridge 414 - Miles Road	805,000	771,576	-	33,424	95.8%	T.McClung	C15-41-21 (BR) - construction complete 2022
2020	4032018452	Bridge 452 - Centennial	409,000	388,526	-	20,474	95.0%	T.McClung	Account to remain open. Dillon Consulting to complete bi-annual monitoring in 2023, 2024, 2025 & 2026

City of Hamilton
Capital Projects Status Report - Tax Supported
As of December 31, 2022

YEAR APPROVED	PROJECT ID	DESCRIPTION	APPROVED BUDGET (\$)	ACTUAL EXPENDITURES (\$)	PO COMMITMENTS (\$)	AVAILABLE BALANCE (\$) d = a - b - c	% COMPLETE e = (b+c) / a	Project Manager	STATUS EXPLANATION as of December 31, 2022
			a	b	c	d	e		
2020	4032018457	Bridge 457 - Valley Inn Rd	1,000,000	644,677	-	355,323	64.5%	T.McClung	Contract C15-34-21 . Substantial Completion Complete in May 2022. Close once commitments are paid/cleared.
2020	4032019103	Marion - Longwood to Dromore	2,520,000	38,316	-	2,481,684	1.5%	S.Jacob	Construction in 2023
2020	4032019105	Glenmorris (York Heights Nbd)	2,780,000	5,585	-	2,774,415	0.2%	G.Wuisman	In Programming status. Project scope development ongoing. Project anticipated to be advanced to Design status in Q2 2023. Proposed 2025 Construction.
2020	4032019108	Scenic-Chateau to Up Paradise	140,000	573	-	139,427	0.4%	G.Wuisman	Funding for Design and Utility Coordination. Project scope development ongoing. Project anticipated to be advanced to Design status in Q2 2023. Proposed 2024 Construction.
2020	4032055040	Rymal EA-Dartnall to Up James	475,000	293,557	-	181,443	61.8%	D.Sharma	EA ongoing and anticipated completion date is Q4 2023.
2020	4032055588	O Reg 588 17 Compliance AMPD	450,000	180,178	-	269,822	40.0%	G.Wuisman	Ongoing - work in progress.
2020	4032060999	Closed Projects - Roads	312,000	86,541	-	225,459	27.7%	P.McNab	This project is primarily used to hold the contingency lines of purchase orders for several completed works until the maintenance period has expired. This allows for the closure of all the original project ID's. % spent is dependent on maintenance required.
2020	4242009306*	W3 Complete St Enhancement	149,999	91,155	-	58,844	60.8%	C.Day	Project underway. Expected completion date in Q2 2023.
2020	4242009701*	AR - Eastmount Nbd	2,720,000	912,165	-	1,807,835	33.5%	E.English	2023 Phase 1 currently in Construction Stage. Phase 2 currently in Design status with anticipated construction in 2024.
2020	4242009806*	Complete Streets Report W8	149,999	137,905	-	12,094	91.9%	C.Day	Project underway. Expected completion date in Q2 2023. Deficit to be addressed.
2021	4032101099	Eng Services Staffing	10,070,000	8,023,222	-	2,046,778	79.7%	P.McNab	\$2,046,778 being used to WIP fund the 2024 ES Staffing Costs - Roads
2021	4032110006	Annual Minor Construction	209,935	36,481	-	173,454	17.4%	P.McNab	This project supports the road restoration program for minor repairs ie. Sidewalk approach replacement, etc. on an as needed basis. 2022 budget/contract will be included in this project ID. Anticipate completion of 2021/22 contracts by year end 2023.
2021	4032110011	HWY 8 Escarpment Retaining	1,500,000	1,582,646	-	(82,646)	105.5%	E.English	Complete - pending final review/audit/payment
2021	4032111020	Paramount - Atlas to Old Mud	3,183,000	2,383,034	-	799,966	74.9%	E.English	\$520k used to WIP fund contract overruns in other projects through the 2023 Capital Budget process. Complete - pending final review/audit/payment
2021	4032111022	Kenilworth-Barton-Roxborough	1,400,000	497,866	-	902,134	35.6%	E.English	Complete - pending final review/audit/payment
2021	4032111024	Southcote - Book to Garner	830,000	443,823	-	386,177	53.5%	E.English	Ongoing - C15-69-21. Anticipated completion Q4 2023.
2021	4032111026	StoneChurch-U James-Wellington	1,200,000	368,861	-	831,139	30.7%	E.English	Complete - pending final review/audit/payment
2021	4032111029	Wilson - Rousseaux to Filman	4,000,000	3,792,327	-	207,673	94.8%	E.English	Complete - pending final review/audit/payment
2021	4032111101	CP Minor Mtn Ward 1 CCBF	2,000,000	554,302	-	1,445,698	27.7%	P.McNab	Contract C15-69-22 (H) awarded - Kent Street Area & Breadalbane Street Area - Road Resurfacing anticipated completion Q2 2023. Morden St, Locke St N to Pearl St N Road & Sidewalk Reconstruction, Watermain & Lead Service Replacement - Tender in Q1 2023.
2021	4032111102	CP Minor Mtn Ward 2 CCBF	2,000,000	-	-	2,000,000	0.0%	P.McNab	Corktown Neighbourhood Road Resurfacing / Reconstruction scheduled for 2023 construction - Tender in Q1 2023.
2021	4032111103	CP Minor Mtn Ward 3 CCBF	2,000,000	28,113	-	1,971,887	1.4%	P.McNab	Sherman - Wilson to Burlington - Two-way Conversion scheduled for 2023 - Tender in Q2 2023. Barton St Boulevards and Depaving - Ongoing. Works partially complete in 2022 by PED, to continue into 2023.
2021	4032111104	CP Minor Mtn Ward 4 CCBF	2,000,000	274,753	-	1,725,247	13.7%	P.McNab	Fairfield - Barton to Britannia scheduled for construction 2023 - Tender in Q1 2023. C15-38-22(M) Concrete Repairs completed by T.O.M in 2022.
2021	4032111105	CP Minor Mtn Ward 5 CCBF	2,000,000	-	-	2,000,000	0.0%	P.McNab	Battlefield Neighbourhood Road Resurfacing - scheduled for 2023 construction - Tender in Q2 2023.
2021	4032111106	CP Minor Mtn Ward 6 CCBF	2,000,000	975,924	-	1,024,076	48.8%	P.McNab	Contract C15-44-22(H) awarded - Carson Drive, Landron Ave, and East 43rd - Road Resurfacing & Associated Works - Construction completed October 2022. Remaining balance of \$720,000 to be reviewed with Councilor to determine additional works.
2021	4032111107	CP Minor Mtn Ward 7 CCBF	2,000,000	757,792	-	1,242,208	37.9%	P.McNab	Contract C15-55-22 (H) - Upper Wentworth Street, Mohawk Road East to 130m n/o Fennell Avenue East - Road Resurfacing & Associated Works - Constructn complete October 2022. Upper Wentworth Street, LINC to Mohawk Road - Tender in Q4 2023 for Construction in 2024 to co-ordinate with Transit Hub at Limeridge Mall.
2021	4032111108	CP Minor Mtn Ward 8 CCBF	2,000,000	-	-	2,000,000	0.0%	P.McNab	Limeridge - Garth to West 5th - cycling painting scheduled for 2023. Implementation of Phase Two of the Ward 8 Complete Streets Review underway - Project is in programming, 2023 Tender, 2024 Construction. Deferred to 2024 to facilitate cycling in coordination with Capital Road works.

City of Hamilton
Capital Projects Status Report - Tax Supported
As of December 31, 2022

YEAR APPROVED	PROJECT ID	DESCRIPTION	APPROVED BUDGET (\$)	ACTUAL EXPENDITURES (\$)	PO COMMITMENTS (\$)	AVAILABLE BALANCE (\$) d = a - b - c	% COMPLETE e = (b+c) / a	Project Manager	STATUS EXPLANATION as of December 31, 2022
			a	b	c	d	e		
2021	403211109	CP Minor Mtn Ward 9 CCBF	2,000,000	181,281	-	1,818,719	9.1%	P.McNab	Contract C15-62-22 awarded - Gatestone - Shadyglen to Isaac Brock Resurfacing - In Construction - Complete Spring 2023. Highland, Fifth Road East to Eighth Road - Road resurfacing, culvert repair/replacement, ditching where required - Project Limit to be reconsidered to fit funds available
2021	403211110	CP Minor Mtn Ward 10 CCBF	2,000,000	-	-	2,000,000	0.0%	P.McNab	Maple / Spartan scheduled for 2023 construction - Tender in Q2 2023. Millen Road - Maple Drive to Hwy 8, on hold pending ongoing discussion with councillor regarding revised limits and budget constraints.
2021	403211111	CP Minor Mtn Ward 11 CCBF	2,000,000	515,354	-	1,484,646	25.8%	P.McNab	The following contracts have been awarded: C15-46-22 (M) - Culverts, to be delivered by Transportation, Operations & Maintenance (TOM) in 2023; C15-56-22(M) Installation of New/Existing Sidewalk - Homestead Drive, complete and C15-70-22 (SL) Homestead Drive Streetlighting Upgrades - Q4 2022 completion; C15-45-22 CCBF Funding - Leeming Rd Works complete through the 2022 Surface Treatment Program.
2021	403211112	CP Minor Mtn Ward 12 CCBF	2,000,000	408,730	-	1,591,270	20.4%	P.McNab	Contract C15-57-22 (H) Road Resurfacing - awarded - Church Street (expected completion Q2 2023), Academy Street (expected completion Q2 2023), Golfdale Place (completed in November 2022), Terrence Park Drive (completed in December 2022), Crestview Avenue (completed in December 2022); Pedestrian crossing on Sulphur Springs Road completed by T.O.M. June 2022.
2021	403211113	CP Minor Mtn Ward 13 CCBF	2,000,000	467,162	-	1,532,838	23.4%	P.McNab	Contract C15-66-22 (H) awarded - Osler Drive - Road Resurfacing, completed October 2022: East Street North from Hunter Street to York Road to be tendered Q1 2023.
2021	403211114	CP Minor Mtn Ward 14 CCBF	2,000,000	1,130,561	-	869,439	56.5%	P.McNab	Contract C15-58-22 (H) awarded - Falkirk Neighbourhood Road Resurfacing completed November 2022.
2021	403211115	CP Minor Mtn Ward 15 CCBF	2,000,000	259	-	1,999,741	0.0%	P.McNab	Contract C15-60-22 (H) awarded - Hamilton, Howard, Thomson - Road Resurfacing, in Construction to be completed in Spring 2023
2021	403211222	Annual New Sidewalk Program	1,546,000	52,967	-	1,493,033	3.4%	M.Field	A staff person is being hired to begin the gap filling of sidewalks. Anticipated to occur in 2023.
2021	403211225	Geotechnical Investigation	1,440,000	482,279	-	957,722	33.5%	G.Wuisman	Ongoing - work in progress. Anticipated completion by year end 2023.
2021	4032117144	Claremont Access-Walls 1 & 2	150,000	325	-	149,675	0.2%	T.McClung	Multi-year project. Technical Study to start in early Q3 2023, Design in 2024, Construction in 2026
2021	4032118217	Bridge & Culvert Mtn - ES	3,913,000	2,100,157	-	1,812,843	53.7%	T.McClung	Account to be consolidated with the Bridge & Culvert Maintenance - TOM. Moving forward we will only have one annual Bridge & Culvert Maintenance Account.
2021	4032118218	OSIM Bridge & Culvert Insp	980,000	436,718	-	543,282	44.6%	T.McClung	2020 Contract awarded and underway. 2022 budget/contract will be included in this project ID. Anticipate completion of 2021/22 contracts by year end 2023.
2021	4032118219	Structural Investigation & Rp	930,000	127,488	-	802,512	13.7%	T.McClung	Ongoing - work in progress. Used for Bridge/Retaining Wall investigations.
2021	4032118279	Bridge 279 - Safari	150,000	325	-	149,675	0.2%	T.McClung	Ongoing multi-year project. Design in 2022, Construction deferred to 2024 due to late scope input
2021	4032118282	Bridge 282-Longwood Hwy 403	1,500,000	1,048,459	-	451,541	69.9%	T.McClung	C15-07-22 (BR) - construction complete 2022.
2021	4032118329	Bridge 329 - Burlington St E	420,000	126,118	-	293,882	30.0%	T.McClung	Ongoing multi-year project. 2021 Technical Study, 2022 Design, 2025 Construction.
2021	4032119102	Arvin - Dosco to Jones	300,000	607	-	299,393	0.2%	G.Wuisman	In Programming status. Project scope development ongoing. Project anticipated to be advanced to Design status in Q2 2023. Proposed 2025 Construction.
2021	4032119104	Hatt & Bond - King to Market	400,000	4,662	-	395,338	1.2%	S.Jacob	Storm scope to be confirmed as is causing delays. Consultant assignment for geotechnical and detailed design can be done only if storm scope is in place.
2021	4032119105	Barton - Ottawa to Kenilworth	150,000	325	-	149,675	0.2%	E. Waite / G. Wuisman	In Programming status. Project scope development ongoing. Project anticipated to be advanced to Design status in Q2 2023. Proposed 2024 Utility Coordination and 2025 Construction.
2021	4032119106	Kelvin - Old Orchard to s end	390,000	316,280	-	73,720	81.1%	E.English	Complete - pending final review/audit/payment
2021	4032119108	Concession & Mountain Brow	5,050,000	15,961	-	5,034,039	0.3%	S.Jacob	The project will be tendered in June 2023. The construction in 2023 will be limited to portion between Upper Gage to U. Ottawa due to the late start in 2023. The project was delayed due to staff changes and vendor procurement challenges
2021	4032119109	Scenic - Mohawk to Chateau Crt	5,150,000	92,110	-	5,057,890	1.8%	S.Jacob	Tender in April. Delays due to streetlight under the Hydro One corridor and permit from HONI is outstanding
2021	4032119111	HWY 8 - Bond to Woodleys Lane	1,009,600	707,049	-	302,551	70.0%	E.English	Complete - pending final review/audit/payment
2021	4032119112	Strathearne-Main to Britannia	2,000,000	3,807	-	1,996,193	0.2%	G.Wuisman	Funding for Design and Utility Coordination. Project scope development ongoing. Project anticipated to be advanced to Design status in Q2 2023. Proposed 2024 Utility Coordination and 2024 Construction.
2021	4032119114	Pinelands - Teal - et al	300,000	607	-	299,393	0.2%	G.Wuisman	In Programming status. Project scope development ongoing. Project anticipated to be advanced to Design status in Q2 2023. Proposed 2024 Construction.

City of Hamilton
Capital Projects Status Report - Tax Supported
As of December 31, 2022

YEAR APPROVED	PROJECT ID	DESCRIPTION	APPROVED BUDGET (\$)	ACTUAL EXPENDITURES (\$)	PO COMMITMENTS (\$)	AVAILABLE BALANCE (\$) d = a - b - c	% COMPLETE e = (b+c) / a	Project Manager	STATUS EXPLANATION as of December 31, 2022
			a	b	c	d	e		
2021	4032119115	Strathearne - Brampton to gate	150,000	325	-	149,675	0.2%	G.Wuisman	Funding for Design. Project scope development ongoing. Project anticipated to be advanced to Design status in Q2 2023. Proposed 2024 Utility Coordination and 2025 Construction.
2021	4032119122	Barton - Sherman to Ottawa	300,000	607	-	299,393	0.2%	G.Wuisman	In Programming status. Project scope development ongoing. Project anticipated to be advanced to Design status in Q2 2023. Proposed 2025 Construction.
2021	4032149555	QA-QC Service Contract 2021	495,000	2,472	-	492,528	0.5%	E.English	Funds will be used for 2021/22 QA-QC. 2022 budget/requirements will be included in this project ID. Anticipate completion of 2021/22 contracts by year end 2023.
2021	4032155102	Facilitation for MCEA PICs	50,000	8,021	-	41,979	16.0%	D.Sharma	Projects designated for facilitation support are ongoing.
2021	4032155140	Dickenson EA	450,000	11,710	-	438,290	2.6%	D.Sharma	EA to be coordinated with future planned construction.
2021	4032155141	West 5th EA - Rymal to Stone	250,000	542	-	249,458	0.2%	D.Sharma	EA is project initiation phase and expected completion is Q3 2025.
2021	4032155145	Escarpment Erosion Study	350,000	758	-	349,242	0.2%	T.McClung	In communication with Mc Master University to get the proposal. Multi-year assignment with McMaster University under Procurement Policy 11 to determine erosion rates at various escarpment crossings Citywide.
2021	4032155522	SoTI - Asset Management	200,000	45,473	-	154,527	22.7%	G.Wuisman	Close once PO commitments are released
2021	4032155556	Mapping Update	158,000	29,297	-	128,703	18.5%	C.Lauricella	Aerial or Mobile LiDAR Capture for Capital Projects
2021	4032158001	Consult and Accommodation	266,000	985	-	265,015	0.4%	D.Sharma	Funding is available on an as needed basis for site-specific project requirements for appropriate and thorough project consultation solutions.
2021	4032162073	Field Data Systems Program	267,000	152,230	-	114,770	57.0%	C.Lauricella	Standardization Report & Bentley Systems 365 - Ongoing Work
2021	4042110004	Escarpment Slope Stabilization	2,470,000	745,669	-	1,724,331	30.2%	T.McClung	This account is used to fund maintenance, minor rehabilitation / urgent escarpment slope stabilization projects; 2021 allocation includes: Partial funding (\$460k) for C15-49-20(AM) - Sherman Access West & C15-71-22 (H) - Kenilworth AC Drapery mesh
2021	4042110417	Annual Retaining Wall Rehab	1,814,000	614,678	-	1,199,322	33.9%	T.McClung	Ongoing - work in progress. Anticipate completion year end of 2023. Contracts C15-54-22 (H), C15-64-21 (H)
2021	4242109142*	W14 Complete St Enhancement	300,000	32,840	-	267,160	10.9%	C.Day	Quick win implementation underway. Installations began in fall 2022 and are continuing throughout 2023.
2021	4242109506*	Oakland-Kentley to Ellingwood	590,000	252,077	-	337,923	42.7%	E.English	Complete - pending final review/audit/payment
2021	4662115820	Traffic Counts Program	480,000	333,545	-	146,455	69.5%	C.Day	Term 5 of the contract, current contracts ends in spring 2023. Funds to be used for traffic studies (TMC/ATR). Cordon Counts in 2023 at \$150,000 and \$30,000 for TRMP monitoring in 2023 (carry over remaining funds to assist).
2021	4032101098	CCBF Staffing Costs	850,000	69,990	-	780,010	8.2%	P.McNab	To fund Engineering Services staffing costs for CCBF projects, both in-year and future (three new staff hired/to be hired). Finance to redistribute allocation to date.
2022	4032210520	RW0520-Lawrence Road	1,000,000	505,022	-	494,978	50.5%	T.McClung	Construction complete
2022	4032218050	Bridge 050 - Third Rd E	275,000	376	-	274,624	0.1%	T.McClung	Construction to start in April 2023 - C15-19-23 (BR)
2022	4032218086	Bridge 086 - Cross St 25m s o	69,000	282	-	68,718	0.4%	T.McClung	Project to be cancelled and re-budgeted. Project budget to be paid for through the rates budget 5182318086 CPMS:11547 CLOSE NEXT BER
2022	4032218105	Bridge 105 - Book Rd W	275,000	376	-	274,624	0.1%	T.McClung	Design 2022, Construction 2023
2022	4032218111	Bridge 111 - Mineral Springs	400,000	753	-	399,247	0.2%	T.McClung	Design 2022, 2023 Construction
2022	4032218113	Bridge 113 - Sulphur Springs	200,000	376	-	199,624	0.2%	T.McClung	Design 2022, 2023 Construction
2022	4032218280	Bridge 280 - Claremont Access	150,000	282	-	149,718	0.2%	T.McClung	Design funding in 2022, however waiting for final scope input so Design will likely take place in 2023. Construction scheduled for 2025.
2022	4032218294	Bridge 294 - Rousseaues	430,000	6,601	-	423,399	1.5%	T.McClung	Design 2022, 2023 Construction
2022	4032218301	Bridge 301 - Cootes Dr, 660m e	150,000	13,439	-	136,561	9.0%	T.McClung	Tech Study 2022, Design 2023, Construction 2025
2022	4032218318	Bridge 318 - Claremont Access	50,000	94	-	49,906	0.2%	T.McClung	Design funding in 2022, however waiting for final scope input so Design will likely take place in 2023. Construction scheduled for 2025.

City of Hamilton
Capital Projects Status Report - Tax Supported
As of December 31, 2022

YEAR APPROVED	PROJECT ID	DESCRIPTION	APPROVED BUDGET (\$)	ACTUAL EXPENDITURES (\$)	PO COMMITMENTS (\$)	AVAILABLE BALANCE (\$) d = a - b - c	% COMPLETE e = (b+c) / a	Project Manager	STATUS EXPLANATION as of December 31, 2022
			a	b	c	d	e		
2022	4032218330	Bridge 330 - Birch Ave	300,000	565	-	299,435	0.2%	T.McClung	Project Scope changed from replacement to rehabilitation. Design funding in 2022, however with scope change, pre-design report is required before it can be sent to Design. Rehabilitation scheduled in 2026.
2022	4032218346	Bridge 346 - Centre Rd., 195m	150,000	9,769	-	140,231	6.5%	T.McClung	Tech Study 2022, Design 2023, Construction 2025
2022	4032218347	Bridge 347 - Carlisle Rd., 355	120,000	2,997	-	117,003	2.5%	T.McClung	ESA 2022, Des 2023, Construction 2025
2022	4032218350	Bridge 350 - Centre	180,000	3,578	-	176,422	2.0%	T.McClung	Tech/ESA 2022, Des 2023, Construction 2025
2022	4032218464	Bridge 464 - Regional Rd 56	100,000	188	-	99,812	0.2%	T.McClung	ESA/Des 2022, Construction 2024
2022	4032219105	Rymal - Upper James to Upper W	180,000	339	-	179,661	0.2%	G.Wuisman	In Programming status. Project scope development ongoing and pending completion of Rymal EA (anticipated Q4 2023). Project anticipated to be advanced to Design status in Q1 2024, upon EA completion. Proposed 2023 Design deferred to 2024, 2024/2025 Land Acquisition/Utility Relocation and 2026 Construction.
2022	4032219106	Rymal - Upper Ottawa to Dartna	180,000	339	-	179,661	0.2%	G.Wuisman	In Programming status. Project scope development ongoing and pending completion of Rymal EA (anticipated Q4 2023). Project anticipated to be advanced to Design status in Q1 2024, upon EA completion. Proposed 2023 Design deferred to 2024, 2027 Utility Relocation and 2028 Construction.
2022	4032219107	Duke - Hess to W end & Robinsn	150,000	282	-	149,718	0.2%	G.Wuisman	In Programming status. Project scope development ongoing. Project anticipated to be advanced to Design status in Q2 2023. Proposed 2025 Construction.
2022	4032219196	Governor's - Main to Ogilvie	1,140,000	2,146	-	1,137,854	0.2%	S.Jacob	Construction in 2023
2022	4032255215	Highway 403 Ramp EA	134,000	-	-	134,000	0.0%	S.Molloy	Design meeting held with MTO. Public Information Centre planned for Q1 2023.
2022	4032255222	Corridor Infra Cond & Program	1,158,000	203,697	-	954,303	17.6%	G.Wuisman	Ongoing - Spending dependant on studies and condition events.
2022	4032255242	Transportation Network Review	210,000	13,069	-	196,931	6.2%	S.Molloy	This project is in conjunction with 8122055001 Grids 2 Study. IBI Group is retained to undertake this study and complete the analysis phase. Deficits will be charged to project 8122055001
2022	4032255281	Southcote&Smith Collector EA	725,000	693	-	724,307	0.1%	G.Norman	To be initiated in 2023.
2022	4032255962	Road Network Pavement Inspecti	200,000	102,137	-	97,863	51.1%	G.Wuisman	Ongoing - anticipated completion deferred to Q2 2023 (mid-April). Cash Flow project - \$250k was included in the 2023 Budget for 2023 pavement inspection of partial network (50% of arterials, 25% of locals/collectors).
2022	4032280253	Arvin Ave - McNeilly to Lewis	1,900,000	4,269	-	1,895,731	0.2%	G.Norman	Project will be delivered by developer in conjunction with development.
2022	4032280280	RHBP Nebo 800m so Twenty	350,000	659	-	349,341	0.2%	D.Sharma	Proposal from the consultant is under review
2022	4032280281	Shaver - Trustwood to Garner	726,000	693	-	725,307	0.1%	G.Norman	Project will be delivered by developer in conjunction with development.
2022	4032280282	Binbrook - Binhaven to Fletchr	6,840,000	693	-	6,839,307	0.0%	G.Norman	Project will be delivered by developer in conjunction with development.
2022	4032280283	Twenty Road Extension	3,375,000	-	-	3,375,000	0.0%	G.Norman	Transfer to PW in 2023 upon completion of Project Delivery Report.
2022	4032280285	Southcote - Garner to 970m s	3,500,000	693	-	3,499,307	0.0%	G.Norman	Project will be delivered by developer in conjunction with development.
2022	4032280290	Mohawk - McNiven to Hwy 403	150,000	282	-	149,718	0.2%	G.Wuisman	In Programming status. Project scope development ongoing. Project anticipated to be advanced to Design status in Q2 2023. Proposed 2024 Land Acquisition and 2025 Construction.
2022	4042210204	Brookstream Slope Stabilizatio	200,000	10,417	-	189,583	5.2%	S.Jacob	The project can be undertaken only if JSB approval is obtained. Designs are now complete and will be preparing a package for submission to JSB in March 2023.
2022	4042210223	Nicola Tesla Underpass Lightin	200,000	-	-	200,000	0.0%	P.Locs	Project is in design, anticipated to move to constuction in Q2 2023.
2022	4042210418	Retaining Wall Maintenance	150,000	-	-	150,000	0.0%	S.Cooper	Contract was awarded late in 2022, funds will be utilized throughout 2023.
2022	4042217678	Preventative Mtrc - Crack Seal	150,000	82,669	-	67,331	55.1%	N.Sharma	Funds to be utilized on new contract to take place Q3 - Q4
2022	4242209105	Sanders Parkettes	100,000	-	-	100,000	0.0%	R.Marques	Awarded to Associated Paving. Construction will happen 2023 Spring.

City of Hamilton
Capital Projects Status Report - Tax Supported
As of December 31, 2022

YEAR APPROVED	PROJECT ID	DESCRIPTION	APPROVED BUDGET (\$)	ACTUAL EXPENDITURES (\$)	PO COMMITMENTS (\$)	AVAILABLE BALANCE (\$) d = a - b - c	% COMPLETE e = (b+c) / a	Project Manager	STATUS EXPLANATION as of December 31, 2022
			a	b	c	d	e		
2022	4242209141	Garrow-Garth to Cranbrook	1,100,000	-	-	1,100,000	0.0%	S.Jacob	Garrow St project scope has been changed to resurfacing and is expected to go out for tender in April for construction in summer 2023.
2022	4242209201	Simcoe James AR W2	150,000	-	-	150,000	0.0%	G.Wuisman	In Programming status. Project scope development ongoing. Project anticipated to be advanced to Design status in Q2. Design funded by Area Rating. Proposed 2025 Utility Relocation and 2026 Construction pending additional Area Rating contribution or capital funding availability.
2022	4242209202	Hughson Wood AR W2	150,000	-	-	150,000	0.0%	G.Wuisman	In Programming status. Project scope development ongoing. Project anticipated to be advanced to Design status in Q2. Design funded by Area Rating. Proposed 2024 utility relocation and 2025 Construction pending additional Area Rating contribution or capital funding availability.
2022	4242209801	AR - Lynbrook Miami	750,000	586,108	-	163,892	78.1%	E.English	Complete - pending final review/audit/payment
2022	4032319109	Wilson Victoria to Sherman	550,000	-	-	550,000	0.0%	S.Jacob	Tender in August 2023. Possible start of construction in 2023. multi year construction along with Wentworth and Sherman projects
2022	4032219321	Safari Kirkwall to Valens	500,000	-	-	500,000	0.0%	D.Sharma	EA in initiation phase and anticipated completion is Q2 2025.
<i>Sub-Total Roads</i>			320,506,735	137,644,483	-	182,862,252	42.9%		
<i>Traffic Program</i>									
2015	4041514012	New Traffic Signal - Fifty & South Service Rd (Walmart)	500,000	64,324	-	435,676	12.9%	M.Rahman	Project Complete - To be closed once payment received from Walmart. (In discussion with Dev.Eng).
2014	4241409106	W1 Calming Strip&Spd bumps etc	200,000	157,395	-	42,605	78.7%	C.Day	2014 motion to install traffic calming as needs determined. No work on-going at this time.
2015	4241509108	Road Work - Aberdeen from Quee	80,000	29,383	-	50,617	36.7%	L.Akindipe	Report is being prepared with Transportation Systems and Parking. Data collection scheduled for April. Results to be reported to PWC in Q3 2023.
2015	4241509215	Neighbourhood Signage	180,000	62,968	-	117,032	35.0%	C.Day	Review underway and plan to be proposed to ward Councillor in Q1, construction anticipated by end of 2023.
2018	4241809205	George St Pedestrian Proj	27,000	20,515	-	6,485	76.0%	M.Field	All works completed, confirming the processing of final invoicing after which all existing commitments and project ID closed.
2019	4241909309*	Barton Library IPS	400,000	227,009	-	172,991	56.8%	M.Rahman	Completed and activated on August 11, 2022. The final payment is made. Close budget.
2016	4031655642	Victoria - 2-way Conversion	360,000	333,622	-	26,378	92.7%	M.Rahman	Complete. Staff verifying if PO can be closed.
2016	4031655643	Area Specific TM Plans	507,970	240,657	-	267,313	47.4%	S. Molloy	This project to be used for future sub-area transportation studies.
2016	4661620630	Two Way Road Conversion	630,000	568,640	-	61,360	90.3%	M.Rahman	Two Way Road Conversion study is complete. Close budget.
2017	4031720722	North End Traffic Management Plan (NETMP) Study	250,000	130,189	-	119,811	52.1%	P. Locs	Project is on going.
2017	4661720726	New Traffic Signal - Dundas @ Evans/Skinner	250,000	123,084	-	126,916	49.2%	M.Rahman	Field works completed by Transportation Operations. Closure pending final review / rectifications.
2018	4661820821	New Traffic Signal - Drakes @ North S Rd	500,000	44,531	-	455,469	8.9%	M.Rahman	Presently in design with the consultant. Anticipate to go to tender in Q4 2023, for implementation in 2024.
2018	4661820822	New Traffic Signal - Fifty @ North S Rd	80,000	26,992	-	53,008	33.7%	M.Rahman	City staff are in discussions with the MTO regarding the necessity for a signal at this location. Project on hold pending further review from MTO.
2018	4661820823	New Traffic Signal - Fruitland@North S R	80,000	26,849	-	53,151	33.6%	M.Rahman	City staff are in discussions with the MTO regarding the necessity for a signal at this location. Project on hold pending further review from MTO.
2019	4031980940	New Signal - Garner @ Hwy 6	650,000	-	-	650,000	0.0%	M.Rahman	Intersection presently in design consultation with the MTO. Design is complete with minor modifications being made at MTO's request. Once the design is approved it will move toward tender and construction.
2019	4661920001	ATMS - Advanced Traffic Management System - 2019	1,500,000	854,605	-	645,395	57.0%	L.Akindipe	ITS Strategic Plan being finalized. Funds to be utilized towards initial priorities as laid out in the ITS Strategic Plan to further enhance the operation and growth of the ATMS.

City of Hamilton
Capital Projects Status Report - Tax Supported
As of December 31, 2022

YEAR APPROVED	PROJECT ID	DESCRIPTION	APPROVED BUDGET (\$)	ACTUAL EXPENDITURES (\$)	PO COMMITMENTS (\$)	AVAILABLE BALANCE (\$) d = a - b - c	% COMPLETE e = (b+c) / a	Project Manager	STATUS EXPLANATION as of December 31, 2022
			a	b	c	d	e		
2019	4661920008	New Traffic Signal Installation Program	1,242,000	547,666	-	694,334	44.1%	M.Rahman	The contract C15-13-19 (TR) was funded from this account which includes 1. Green Road & North Service Road, 2.Binbrook Road & Binhaven Boulevard / Royal Winter Drive , 3Blossom Lane /Chipman Avenue & Upper James Street, 4. Gray Road & Roxborough Avenue. PO against this contract can be closed. Please keep Project ID Open.
2019	4661920921	New Traffic Signal - Waterdown Rd/Mill St @ Mountain	250,000	-	-	250,000	0.0%	M.Rahman	Development Engineering Project. PED is going to implement this with their contractor in 2023
2019	4661920922	New Traffic Signal - Rymal Rd west of Walmart Access	100,000	87,778	-	12,222	87.8%	E.English	Complete - pending final review/audit/payment
2019	4661920923	New Traffic Signal - RR 56 at Dalgleish Rd	250,000	120,141	-	129,859	48.1%	M.Rahman	Complete - close budget.
2019	4661920925	Traffic Signal Modifications - First Rd at Mud St	150,000	124,364	-	25,636	82.9%	M.Rahman	The project is complete. To be closed pending reconciliation of funding from Developer.
2019	4661920926	New Traffic Signal - Rymal at Canadian Tire Access	200,000	157,942	-	42,058	79.0%	E.English	Complete - pending final review/audit/payment
2019	4661920927	New Traffic Signal - Rymal (opposite Celestial Crescent)	100,000	60,605	-	39,395	60.6%	E.English	Complete - pending final review/audit/payment
2019	4661920930	Neighbourhood Speed Reduction Initiative	1,750,000	1,105,937	-	644,063	63.2%	C.Day	Contractor on board to substantially complete remainder of project by Q3 2023. Consultant conducting contract administration.
2019	4661920988	Signal Controller Wrapping Project	150,000	49,358	-	100,642	32.9%	L.Akindipe	Working collaboratively with Arts and Placemaking to wrap cabinets as they are deployed. Anticipate to utilize \$80K in 2023.
2019	4661955942	Victoria Ave N - One-way to Two-way Traffic Conversion - Phase 2	450,000	394,411	-	55,589	87.6%	M.Rahman	Complete. Staff verifying if PO can be closed.
2019	4661955946	Autonomous / Connected Vehicles	300,000	17,554	-	282,446	5.9%	L.Akindipe	Mandate for this program under review presently.
2020	4662020001	ATMS-Advanced Traffic Mgmt	750,000	237,017	-	512,983	31.6%	L.Akindipe	ITS Strategic Plan being finalized. Funds to be utilized towards initial priorities as laid out in the ITS Strategic Plan to further enhance the operation and growth of the ATMS.
2020	4662020021	New Signal - Center Rd	300,000	-	-	300,000	0.0%	M.Rahman	Presently in design with the consultant. Anticipate to go to tender in Q4 2023, for implementation in 2024.
2020	4662020023	New Signal-King@Kenilwrth Ramp	250,000	46,402	-	203,598	18.6%	M.Rahman	Works in construction in the field. Project to be completed toward Spring of 2023.
2020	4662020026	New Signal @ 36 Dundas	250,000	77,671	-	172,329	31.1%	M.Rahman	Signal at Leavitt is completed and activated. PXO installation is complete as well. TO works are complete.
2020	4662020028	New Signal-StoneChurch@Chesley	130,000	72,190	-	57,810	55.5%	M.Rahman	Activated May 26, 2022. All installation and restoration work complete. The budget can be closed .
2020	4662020029	New Signal - Bernie Custis	300,000	-	-	300,000	0.0%	M.Rahman	Staff continue to work with the Ward 3 Councillor on the appropriate traffic device and solutions for this area. Recommendations will be finalized shortly with design and implementation to follow afterwards.
2020	4662020050	Engagement - Vision Zero	500,000	106,371	-	393,629	21.3%	C.Day	Funds earmarked towards Main St two way study and Traffic Count Program Policy Paper consultant assignments.
2020	4662020052	Evaluation - Vision Zero	200,000	133,283	-	66,717	66.6%	C.Day	Funding three In-Service Road Safety Review studies
2020	4662020053	Eng Priorities - Vision Zero	460,000	365,238	-	94,762	79.4%	C.Day	In Service Road Safety Reviews for 15 intersections and 4 corridors and funding resulting road safety countermeasures as well as various Microtraffic countermeasures. Budget to be used up by end of 2023.
2020	4662020210	Queen-Main to King TwoWay PH2	500,000	216,164	-	283,836	43.2%	M.Rahman	Project is complete. Final payments pending. After final payments are made budget can be closed.
2020	4662020522	Traffic Eng - Signal Design	155,000	122,722	-	32,278	79.2%	M.Rahman	Funds are earmarked for design consultant services.
2020	4662020525	IPS - Intersection Ped Signal	370,000	311,900	-	58,100	84.3%	M.Rahman	The final payment is made. The PO can be closed .
2021	4242109104*	Traffic Calming Ward 1	60,000	-	-	60,000	0.0%	C.Day	Emerson St and Rifle Range Rd DSS installed, speed cushions installed-pending final review/audit/payment
2021	4242109105*	Bumpouts Sanders & Hollywood	40,000	-	-	40,000	0.0%	M.Rahman	Awarded to Associated Paving. Costruction will happen Spring 2023.
2021	4242109106*	Raised Intersectn King & Haddon	150,000	-	-	150,000	0.0%	C.Day	Studying intersections in area through roster assignment to determine appropriate treatments. Consultant report excepted in Q1 of 2023.

City of Hamilton
Capital Projects Status Report - Tax Supported
As of December 31, 2022

YEAR APPROVED	PROJECT ID	DESCRIPTION	APPROVED BUDGET (\$)	ACTUAL EXPENDITURES (\$)	PO COMMITMENTS (\$)	AVAILABLE BALANCE (\$) d = a - b - c	% COMPLETE e = (b+c) / a	Project Manager	STATUS EXPLANATION as of December 31, 2022
			a	b	c	d	e		
2021	4242109203*	Beasley Nbnhd Safety Audit	149,999	105,096	-	44,903	70.1%	C.Day	Project underway. Expected completion date in Q4 2023. Deficit to be addressed.
2021	4242109204*	Curb Extension - MacNab & Barton	152,000	152,075	-	(75)	100.0%	M.Rahman	The project is complete but final payment is not cleared yet.
2021	4242109604*	Traffic Calming W6 various	259,200	145,140	-	114,060	56.0%	C.Day	Program on-going. Work continues to be completed on an as requested basis.
2021	4242109606*	Dynamic Speed Signs Ward 6	57,000	-	-	57,000	0.0%	C.Day	Work Complete. Correcting journal entry to be processed to record costs.
2021	4242109608*	W6 Speed Signs - Limeridge Rd	19,000	-	-	19,000	0.0%	C.Day	Work complete. Correcting journal entry to be processed to record costs.
2021	4662110012	Railway Road Crossing Rehab	316,000	-	-	316,000	0.0%	P. Locs	This is a reactionary account based on the needs of the Railway providing us with work they require to be completed.
2021	4662110018	Cootes Drive_Spencer Creek	560,000	155,313	-	404,687	27.7%	M.Rahman	50% of the construction was completed Q1-Q4, 2022; obtaining agreement with TC to continue field works in Spring 2023. Project nearing completion.
2021	4662116102	Traffic Calming	450,000	49,262	-	400,738	10.9%	C.Day	Speed cushion implementations, to be used as needed and TC warranted. May also need to be utilized to assist with larger traffic calming review implementations
2021	4662120013	Signal Mod - Nebo @ Rymal	200,000	433	-	199,567	0.2%	M.Rahman	Engineering Services project; design is started, target for construction starting is Fall 2023.
2021	4662120019	Annual Traffic Control RP 21	575,000	243,270	-	331,730	42.3%	L.Akindipe	Funds to be utilized to install 65 traffic controller replacements, and 30 cabinet replacements in 2023.
2021	4662120048	Durable Pavement Markings	852,000	250,345	-	601,655	29.4%	K.Milligan	Work ongoing. Late start for upgrading stop bars in Region. 264 locations with 87 completed. City arrow program continuing.
2021	4662120050	Engagement - Vision Zero	190,000	148,666	-	41,334	78.2%	C.Day	Funds earmarked towards 2022 Annual Collision report consultant assignment and portion being used for Ontario Traffic Council Protected Intersection Guidelines contribution
2021	4662120051	Education - Vision Zero	800,000	790,761	-	9,239	98.8%	C.Day	Education programs on-going, being lead through communications
2021	4662120052	Evaluation - Vision Zero	250,000	48,886	-	201,114	19.6%	C.Day	Funding Mountain Brow Road Safety Design Audit, TES fees (collision database and analysis software), various Armadillo installations (speed measurement data collection).
2021	4662120053	Eng Priorities - Vision Zero	750,000	480,256	-	269,744	64.0%	C.Day	On-going funding of in road safety counter measures from various In Service Road Safety Reviews.
2021	4662120126	New Signal - Nebo @ Twenty	250,000	542	-	249,458	0.2%	M.Rahman	Project managed by Engineering Services - Anticipate project will be tendered in 2023 for implementation in 2024. Presently in design.
2021	4662120132	Wentworth St Modifications	100,000	-	-	100,000	0.0%	M.Rahman	Staff undertaking analysis of needs to improve roadway performance. Once complete field measures will be undertaken.
2021	4662120522	Traffic Eng - Signal Design	250,000	14,119	-	235,881	5.6%	M.Rahman	WSP has been engaged to prepare detail design for 3 intersections under roster assignment. The design is expected to be completed by May 2023.
2021	4662120529	Upper James - Ped Improvements	600,000	379,825	-	220,175	63.3%	M.Rahman	Complete. Budget can be closed
2021	4662120531	APS - Accessible Ped Signals	250,000	44,234	-	205,766	17.7%	L.Akindipe	Six locations are planned for APS upgrades in 2023.
2021	4662120540	Signal Moderniz Coord with ESI	360,000	94,446	-	265,554	26.2%	M.Rahman	ES project- North Waterdown Drive (e/w corridor), Parkside & Robson, Parkside & Boulding, Parkside & North Waterdown Drive and North Waterdown Drive & Rail Trail IPS. Projects being delivered through engineering services.
2021	4662120720	Plastic Pavement Marking Rehab	1,000,000	383,329	-	616,671	38.3%	K.Milligan	Work ongoing. Late start for upgrading stop bars in Region. 264 locations with 87 completed. City arrow program continuing.
2021	4662120722	Overhead Sign Structure	550,000	-	-	550,000	0.0%	P. Locs	Project has been tendered. Tender not closed yet. Field works expected to be undertaken in 2 phases. Phase 1 to remove most structures and replace with ground mounted signs in Spring of 2023. Phase 2 to remove final structure and install remaining 3 signs in Fall of 2023.
2021	4662220522	Transportation Eng Design	45,000	-	-	45,000	0.0%	M.Rahman	Plan to use funds to assist in consultant led designs for signal projects in 2023.
2022	4032211223	New Sidewalk - Missing Links	250,000	-	-	250,000	0.0%	M.Rahman	Tender to be released in 2023 for the construction of missing sidewalk links as determined by Transportation Planning.
2022	4242209102	Dundurn Dynamic Speed Signs	20,000	-	-	20,000	0.0%	P. Locs	To be purchased/installed. Work anticipated to be done in 2023.
2022	4242209104*	W1 Roadway Safety Improvements	342,000	-	-	342,000	0.0%	P. Locs	Design is complete and will go to procurement for tender in 2023.

City of Hamilton
Capital Projects Status Report - Tax Supported
As of December 31, 2022

YEAR APPROVED	PROJECT ID	DESCRIPTION	APPROVED BUDGET (\$)	ACTUAL EXPENDITURES (\$)	PO COMMITMENTS (\$)	AVAILABLE BALANCE (\$) d = a - b - c	% COMPLETE e = (b+c) / a	Project Manager	STATUS EXPLANATION as of December 31, 2022
			a	b	c	d	e		
2022	4242209205	Harbour Front Dr Safety Impr	40,000	3,362	-	36,638	8.4%	P. Locs	Speed cushion installed in fall of 2022. PXO/raised crosswalk to be installed in 2023
2022	4242209302*	W3 Complete Streets Impl	450,000	85,567	-	364,433	19.0%	C.Day	Ward 3 Complete Streets implementation underway, funding to be used in 2022, 2023 and 2024
2022	4242209601	Eaglewood Dr Speed Cushions	14,000	5,727	-	8,273	40.9%	P. Locs	Installed in fall of 2022. Budget can be closed, pending final review of all charges.
2022	4242209704	East 26 Speed Cushions	14,000	5,894	-	8,106	42.1%	P. Locs	Installed in fall of 2022. Budget can be closed, pending final review of all charges.
2022	4242209706*	W7 Speed Cushions	42,000	39,586	-	2,414	94.3%	P. Locs	Ongoing - speed cushions on Edwina, Jessica and Crerar complete Fall 2022. Two speed cushions on Bishopsgate to be installed in Spring 2023.
2022	4242209806*	Ward 8 Traffic Calming	553,000	123,206	-	429,794	22.3%	R. Marques	Ward 8 Complete Streets Phase 1 (short term) implementation underway, funding to be used in 2022, 2023 and 2024
2021	4662120001	Advanced Traffic Mgmt System	750,000	6,805	-	743,195	0.9%	R. Marques	ITS Strategic Plan being finalized. Funds to be utilized towards initial priorities as laid out in the ITS Strategic Plan to further enhance the operation and growth of the ATMS.
2022	4242209108*	Ward 1 Speed Cushions	42,000	-	-	42,000	0.0%	P. Locs	Part of 2023 spring installations
2022	4242209109*	Street Lighting Pole Replaceme	150,000	-	-	150,000	0.0%	P. Locs	Upcoming complete streets report for the three neighborhoods in ward 1. To start in Q1 2023 as a roster assignment.
2022	4242209207*	Street Lighting Pole Replaceme	21,000	-	-	21,000	0.0%	P. Locs	Part of 2023 spring installations
2022	4662201099	TOM Staffing for ES Projects	520,000	195,011	-	324,989	37.5%	M. Field	Journal entries was completed at year end to recover costs.
2022	4662210020	Street Lighting Pole Replaceme	420,000	-	-	420,000	0.0%	P. Locs	Field work to begin in Spring 2023 once weather permits. Project to be completed by Q2 2023. Project over-expenditure to be covered by 4662310020.
2022	4662210021	Stoney Creek Metal Pole Replac	275,000	-	-	275,000	0.0%	P. Locs	Tender has been delayed. Working toward the goal of having works begin in Fall of 2023.
2022	4662210022	Dundas St - Street Lighting	200,000	-	-	200,000	0.0%	M.Rahman	Project is in design, anticipated to move to construction in Q3 2023.
2022	4662210023	Sanders, Thorndale StreetLight	35,000	-	-	35,000	0.0%	P. Locs	Project is in design, anticipated to move to construction in Q3 2023.
2022	4662210217	In-Fill Street Lights Ancaster	250,000	-	-	250,000	0.0%	P. Locs	Field construction to begin Spring 2023.
2022	4662210220	Signal & Pole Condition Assess	150,000	-	-	150,000	0.0%	P. Locs	Consulting assignment initiated and underway. Assigned expected to conclude by Q3 of 2023.
2022	4662220211	Wilson & Shaver - Ped Cross	220,000	11,929	-	208,071	5.4%	M.Rahman	Construction started, will continue in Spring 2023.
2022	4662220222	New Signal Main & Paradise	308,000	-	-	308,000	0.0%	M.Rahman	On hold as the intersection is impacted by LRT. Systems is considering some interim measures
2022	4662220223	New Signal - York @ Old Guelph	550,000	-	-	550,000	0.0%	M.Rahman	Presently in design with the consultant. Anticipate to go to tender in Q4 2023, for implementation in 2024.
2022	4662220224	Tiffic Signal - RR56 @ Kirk Rd	330,000	-	-	330,000	0.0%	M.Rahman	Planning to put project out to design consultant by Q4 of 2023.
2022	4662220225	Tiffic Signal - S Serv Rd	220,000	81,276	-	138,724	36.9%	M.Rahman	Civil work is complete; awaiting for Alectra to complete their work to connect hydro and then activate intersection.
2022	4662220226	Signalized Intersection Asset	150,000	-	-	150,000	0.0%	P. Locs	Consulting assignment underway, to be completed in Q2 of 2023.
2022	4662220227	New Signal-Wellington & Hunter	250,000	-	-	250,000	0.0%	M.Rahman	Going to tender in Spring 2023.
2022	4662220228	Signal - Mud & First	350,000	-	-	350,000	0.0%	M.Rahman	Project to be completed by Q2 2023.
2022	4662220229	New Signal - Fennell @ E43	330,000	324,797	-	5,203	98.4%	M.Rahman	Signal was activated on November 30, 2022. Closure pending release of Holdback.
2022	4662220230	New Signal - Rymal&Pritchard	330,000	-	-	330,000	0.0%	M.Rahman	To be tendered in Q1 of 2023.
2022	4662220232	New Signal York & Olympic	275,000	-	-	275,000	0.0%	M.Rahman	To be tendered in Q1 of 2023.
2022	4662220234	Main & Paradise -Ped Crossover	320,000	-	-	320,000	0.0%	M.Rahman	Project has been placed on hold due to pending LRT project.
2022	4662220242	Upper James & White Church	400,000	-	-	400,000	0.0%	M.Rahman	Planning to put project out to design consultant by Q4 of 2023.
2022	4662220244	Cootes MUP (Hatt Phase 2)	231,000	42,011	-	188,989	18.2%	M.Rahman	The detailed design is complete and will go for Tender in March 2023.
2022	4662220245	Hamilton-Brantford Rail Trail	450,000	-	-	450,000	0.0%	M.Rahman	Awarded to Associated Paving. Construction will happen Spring 2023.
2022	4662220246	Upper Gage & Stone Church	275,000	-	-	275,000	0.0%	C.Day	In Service Road Safety Review of the intersection is complete. However, there is further safety review underway for the whole corridor and waiting for recommendations to be incorporated into design altogether.

City of Hamilton
Capital Projects Status Report - Tax Supported
As of December 31, 2022

YEAR APPROVED	PROJECT ID	DESCRIPTION	APPROVED BUDGET (\$)	ACTUAL EXPENDITURES (\$)	PO COMMITMENTS (\$)	AVAILABLE BALANCE (\$) d = a - b - c	% COMPLETE e = (b+c) / a	Project Manager	STATUS EXPLANATION as of December 31, 2022
			a	b	c	d	e		
2022	4662220247	Stone Church - Arbour to RHVP	755,000	-	-	755,000	0.0%	M.Rahman	Presently in design with the consultant. Anticipate to go to tender in Q4 2023, for implementation in 2024.
2022	4662220248	Victoria Cannon Stinson	380,000	163,545	-	216,455	43.0%	M.Rahman	Implemented bike lane up to Hunter. The section between Hunter and Stinson is in design with the Consultant (IBI). Bus Pads will be going to tender in Q1 in 2023.
2022	4662220250	North End Gateway	100,000	-	-	100,000	0.0%	S. Molloy	Design is to begin Q3 2023.
2022	4662220280	Eco Counter Program	140,000	1,165	-	138,835	0.8%	C.Day	Actively counting pedestrians and cyclists, includes annual data fees and battery replacements. Keddy trail project initiated. Hunter GO Station location to be initiated.
2022	4662220285	Rebecca - John to Catharine	750,000	-	-	750,000	0.0%	M. Field	Project is development driven. No recent updates.
2022	4662220541	Signal Mod Queenston & Kenora	275,000	163,384	-	111,616	59.4%	M.Rahman	Field construction works underway. To continue in Spring 2023.
2022	4662220542	Signal Mod Barton & Kenilworth	710,000	226,573	-	483,427	31.9%	M.Rahman	Engineering Services project which is complete. Close budget.
2022	4662220723	Portable Variable Message Sign	270,000	157,260	-	112,740	58.2%	L.Akindipe	Signs utilized for messaging on the Linc and RHVP on an on-going basis.
2022	4662220988	Signal Cabinet Wrapping	50,000	-	-	50,000	0.0%	L.Akindipe	Working collaboratively with Arts and Placemaking to wrap cabinets as they are deployed. Presently making plans for use of funds.
2022	4662255200	TOC Upgrades	250,000	48,408	-	201,592	19.4%	B.Zaffuto	PO created for TOC stockroom racking upgrade - Installation completed TOC Parking Lot Lighting upgrades - 45k - PO Created C15-73-22 (SL) was awarded Q1 (2023). Construction Q1-Q2 (2023) Feasibility Assessment underway for compound roof - ON HOLD New table for tech shop - 17k Line Paint Truck update - 41k New forklift purchase targeted for Q2 2023 - 50k
2022	4662255201	Sherman Access Cut Equipment	175,000	90,787	-	84,213	51.9%	P. Locs	Consultant study complete and draft report received. Meeting scheduled in early Jan with Tr. Systems, Peter Locs and Mike Field to present findings and provide future direction of works necessary.
2022	4662255240	Capacity Reviews&Closure Plans	75,000	-	-	75,000	0.0%	L.Akindipe	Funding traffic data collection required to complete capacity reviews internally. To acquire software and do larger reviews in 2023.
2022	4662255241	Asset Management & GIS Process	350,000	-	-	350,000	0.0%	M. Field	Funds to be utilized to action the TOM recommended improvements identified through the Corporate Asset Management Plan. Actions are currently under review and funds assigned after this is completed. Draft project charters have been prepared and upon project initiation, funds will be assigned.
2022	4662255242	Decorative St Light LED Study	80,000	-	-	80,000	0.0%	M.Rahman	Consultant hired to study options for LED decorative retrofit. Work to be completed by Q4 2023.
2022	4242209604	Broker Dr Traffic Calming	18,000	-	-	18,000	0.0%	P. Locs	Part of 2023 spring installations
2022	4662220213	Isaac Brock 1st Rd Calming	200,000	-	-	200,000	0.0%	C.Day	Traffic calming and safety review has been completed for both roadways and sent for city staff comment. Results to be reported to councillor Q1 2023. Implementation plan to follow in 2023.
2022	4242209605*	Royal Vista Speed Cushions	14,000	-	-	14,000		C.Day	Project is on going.
<i>Sub-Total Traffic Program</i>			38,656,169	12,527,768	-	26,128,401	32.4%		
<i>Operations and Maintenance</i>									
2017	4031710715	Railway Crossings - Review and Upgrades	2,563,000	1,037,782	-	1,525,218	40.5%	P.Locs	Signal coordination work being undertaken at 10 locations including UPS and interconnection between signals and railway crossings. UPS work nearing completion. Interconnect/Signals Upgrades tender to be released Q1, work beginning Q2. Additional Consulting work underway for railway crossing designs. All works on-going with funds expected to be utilized by Q2 2024.
2020	4032011045	LINC Rehabilitation	5,400,000	4,600,856	-	799,144	85.2%	G.Wuisman	Project is ongoing.
2020	4662020722	Overhead Sign Structure	450,000	10,794	-	439,206	2.4%	M. Field	Project has been tendered. Tender not closed yet. Field works expected to be undertaken in 2 phases. Phase 1 to remove most structures and replace with ground mounted signs in Spring of 2023. Phase 2 to remove final structure and install remaining 3 signs in Fall of 2023.
2015	4031541910	Snow Disposal Facility	2,085,000	470,226	-	1,614,774	22.6%	P.Sniuolis	Waiting for Land acquisition, Realty looking for location. Budget approved. This project is to improve the Snow Disposal Land, when appropriate location found.

City of Hamilton
Capital Projects Status Report - Tax Supported
As of December 31, 2022

YEAR APPROVED	PROJECT ID	DESCRIPTION	APPROVED BUDGET (\$)	ACTUAL EXPENDITURES (\$)	PO COMMITMENTS (\$)	AVAILABLE BALANCE (\$) d = a - b - c	% COMPLETE e = (b+c) / a	Project Manager	STATUS EXPLANATION as of December 31, 2022
			a	b	c	d	e		
2017	4041757722	Road Operations - GPS/AVL Service	470,000	384,752	-	85,248	81.9%	J.Sherriff	Ongoing – work in progress. Spending to include purchasing modems, AVL Kits and installations where required for TOM vehicles. Q1,2,3,&4
2017	4041757723	CMMS Mobile Application	360,000	303,231	-	56,769	84.2%	J.Sherriff	System is live and still being used for Street Lighting & Catch Basin Inspection programs. No further upgrades or enhancements to be made due to the EAM implementation. System licenses have been renewed until Spring 2023 and will be renewed and used until the EAM rollout fully replaces City Works.
2019	4041910017	Street Lighting Capital Program - 2019	500,000	157,140	-	342,860	31.4%	M.Rahman	Funds ear-marked for James and John St. @ Hunter tunnel lighting upgrades. Anticipate upgrade work to commence in 2023.
2019	4041941963	Brock Rd and Rockton Yard Improvements	442,000	124,682	-	317,318	28.2%	P.Sniuolis	Project delayed until discussions occurred. Facility is currently working with a Consultant to get a plan created prior to the 2024 budget submission. Budget allocated to this improvement.
2020	4032010012	Railway Road Crossing Rehab	150,000	2,857	-	147,143	1.9%	P.Locs	This is a reactionary account based on the needs of the Railway providing us with work they require to be completed.
2020	4032017241	Fencing & Sound Barrier Rehab	150,000	97,810	-	52,190	65.2%	R.Marques	Work utilizing this account is completed on an as needed basis as repairs arise
2020	4032041065	Snow Disposal - Yard Improve	350,000	-	-	350,000	0.0%	P.Sniuolis	Waiting for Land acquisition, Really looking for location. Budget approved. This project is to improve the Snow Disposal Land, when appropriate location found.
2020	4032049040	District Sth-Outside Electric	175,000	172,726	-	2,274	98.7%	P.Sniuolis	To be closed as part of the June 30 Closing Report.
2020	4042010017	Street Lighting - Capital	400,000	382,877	-	17,123	95.7%	M.Rahman	Remaining funds ear-marked for James and John St. @ Hunter tunnel lighting upgrades. Anticipate upgrade work to commence in 2023.
2020	4042057014	Drive Cam	250,000	-	-	250,000	0.0%	P.Sniuolis	Project delayed
2021	4032110005	Annual Major Road Maintenance	1,500,000	1,434,484	-	65,516	95.6%	R.Marques	Funds exhausted, project can be closed.
2021	4032111224	Annual Sidewalk Replacement	1,750,000	1,347,109	-	402,891	77.0%	R.Marques	Funds to be used in new concrete contracts which run from Q2-Q4 2023
2021	4032117241	Fencing & Sound Barrier Rehab	720,000	242,423	-	477,577	33.7%	R.Marques	Work utilizing this account is completed on an as needed basis as repairs arise
2021	4032117677	Preventative Maintenance 2021	4,567,466	3,639,196	-	928,270	79.7%	N.Sharma	Funds to be utilized on new contract to take place Q2-Q4
2021	4032118216	Bridge & Culvert Mtn - TOM	400,000	59,337	-	340,663	14.8%	N.Sharma	Funds to be utilized throughout Q1-Q4 on annual bridge and structure maintenance contract
2021	4032121350	Fleet Additions - Roads O&M	900,000	608,138	-	291,862	67.6%	P.Sniuolis	Budget forecasted to be spent on roller, cycling equipment, weigh scales, etc. Delays due to acquisition.
2021	4032141762	Facility Yard Maintenance 2021	495,000	175,989	-	319,011	35.6%	P.Sniuolis	Funding allocated to various yard improvements such as weigh scale, Brock Road, and other repairs required.
2021	4032151410	Roads Small Equip Purchase	100,000	23,652	-	76,348	23.7%	P.Sniuolis	Small equipment replacements to be utilized as required.
2021	4042111351	Roads - Alleyway Rehab	220,000	2,759	-	217,241	1.3%	P.Sniuolis	Work completed on an as needed basis. Subject to future level of service review & funding.
2021	4042117384	Annual Guiderail Upgrade 2021	800,000	470,808	-	329,192	58.9%	R.Marques	Work to be completed as required due to MVA's in 2021 and 2022. All funds utilized. Project can be closed. (PO98974 move to 4042317384, close 94091)
2018	4241809207	Laneway-Alleyway Maintenance	30,000	16,436	-	13,564	54.8%	P.Priest	Work completed on an as needed basis. Subject to future LOS review & funding.
2022	4242209101*	Ward 1 Sidewalk Repair	240,000	33,753	-	206,247	14.1%	P.Locs	Project was transferred over to Engineering Services, no funds to be utilized by TOM
<i>Sub-Total Operations and Maintenance</i>			25,467,466	15,799,819	-	9,667,646	62.0%		
<i>Lighting Program</i>									
2017	4041710016	Street Lighting Program - New Lights - 2017	700,000	472,114	-	227,886	67.4%	M.Rahman	Binbrook Roundabout Lighting Upgrade C15-73-22 (SL) awarded Q1 (2023). Construction Q1-Q3 (2023).
2021	4242109806*	Buchanan Pathway Lighting	180,000	102,446	-	77,554	56.9%	M.Rahman	98% of construction has been completed and streetlights have been energized. Final payments pending, budget can be closed at next BER

City of Hamilton
Capital Projects Status Report - Tax Supported
As of December 31, 2022

YEAR APPROVED	PROJECT ID	DESCRIPTION	APPROVED BUDGET (\$)	ACTUAL EXPENDITURES (\$)	PO COMMITMENTS (\$)	AVAILABLE BALANCE (\$) d = a - b - c	% COMPLETE e = (b+c) / a	Project Manager	STATUS EXPLANATION as of December 31, 2022
			a	b	c	d	e		
2021	4042110017	Street Lighting Cap Program	350,000	-	-	350,000	0.0%	P.Locs	McMaster Area Lighting Upgrade C15-73-22 (SL) was awarded Q1 (2023). Construction Q1-Q2 (2023). Remaining funds shall be used for the James and John St. @ Hurter tunnel lighting upgrades, work anticipated to commence in 2023.

Sub-Total Lighting Program 1,230,000 574,559 - 655,441 46.7%

Sub-Total Roads Division 385,860,370 166,546,630 - 219,313,739 43.2%

Transit Program

2011	5301185001	Customer Service Software	720,000	608,176	-	111,824	84.5%	A. Sabourin	Project completion delayed until Q3/2023 due to issues related to work not able to be completed during COVID.
2015	5301555500	Mtnc&Storage FacilityExpn Stdy	150,000	13,727	-	136,273	9.2%	J. VanderHeide	Funds to be transferred to 5301641500 (Transit Storage Facility) and project closed in Q2 2023.
2015	5301583501	Transit Hybrd Bus Battery Repl	940,000	228,322	-	711,678	24.3%	J. Poljanski	Project is ongoing.
2016	5301641100	330 Wentworth HSR Storage	311,000	213,901	-	97,100	68.8%	J. Poljanski	Work ongoing. Projected to be complete Q3 2023.
2016	5301641500	Transit Storage Facility	4,300,000	3,495,548	-	804,452	81.3%	T. Detmar	Ongoing Facilities Management expenditures.
2016	5301751500	Replace Transit Fleet Bus Hoists	7,025,000	5,501,073	-	1,523,927	78.3%	T. Detmar	PTIF Holdbacks still outstanding. To remain active until funds received.
2016	5301785602	Transit Shelter Expansion and Rehabilitation Project	7,043,000	5,674,604	-	1,368,396	80.6%	T. Detmar	PTIF Holdbacks still outstanding. To remain active until funds received.
2017	5301751701	HVAC Upgrades - 2200 Upper James	650,000	661,441	-	(11,441)	101.8%	T. Detmar	PTIF Holdbacks still outstanding. To remain active until funds received.
2017	5301785700	Bus Wash Rack Replacement	880,000	870,696	-	9,304	98.9%	T. Detmar	PTIF Holdbacks still outstanding. To remain active until funds received.
2017	5301785704	Sustainable Network Connections	3,025,000	2,375,964	-	649,036	78.5%	T. Detmar	PTIF Holdbacks still outstanding. To remain active until funds received.
2017	5301784710	Automated Passenger Counters	2,200,000	2,287,181	-	(87,181)	104.0%	T. Detmar	PTIF Holdbacks still outstanding. To remain active until funds received.
2017	5301749700	Garage Door Replacement at 2200 Upper James (MTC)	1,320,000	921,872	-	398,128	69.8%	T. Detmar	PTIF Holdbacks still outstanding. To remain active until funds received.
2017	5301783701	Nonrevenue Vehicle Expansion to Accommodate Growth	400,000	198,679	-	201,321	49.7%	T. Detmar	PTIF Holdbacks still outstanding. To remain active until funds received.
2017	5301784700	Radio Equipment Replacement	3,000,000	2,055,346	-	944,654	68.5%	T. Detmar	PTIF Holdbacks still outstanding. To remain active until funds received.
2017	5301749701	Transit Capital Infrastructure	6,000,000	5,783,886	-	216,114	96.4%	T. Detmar	PTIF Holdbacks still outstanding. To remain active until funds received.
2017	5301755700	Transit Priority Measures	1,500,000	-	-	1,500,000	0.0%	T. Detmar	To remain open until Q2 2023
2017	5301783700	HSR Bus Expansion Prgm-10 Yr	22,622,000	10,130,834	-	12,491,166	44.8%	J. Poljanski	Project is ongoing.
2017	5301784707	Rapid Ready & 10yr Strategy	600,000	449	-	599,551	0.1%	S. Molloy	Terms of Reference is complete and have initiated the procurement process.
2017	5301785701	Transit Mtnc&Storage Facility	272,000,000	13,515,298	-	258,484,702	5.0%	T. Detmar	ICIP approval received July 19, 2021. Project active.
2017	5301785703	Limeridge Mall Terminal Redev	2,500,000	15,264	-	2,484,736	0.6%	T. Detmar	Quick Wins project. Reserve funded. Project is Ongoing
2017	5301785708	Customer Service Software	2,400,000	2,383,435	-	16,565	99.3%	R.Gatto	Awaiting MTO funds. Project to be closed as part of the June 30 Closing Report.
2018	5301885801	Exterior Upgrades to MTC	3,900,000	2,996,506	-	903,494	76.8%	R.Gatto	PTIF Holdbacks still outstanding. To remain active until funds received.
2018	5301885802	Upgrade Operator Seats	455,000	249,309	-	205,691	54.8%	R.Gatto	PTIF Holdbacks still outstanding. To remain active until funds received.
2018	5301884801	Transit Network Review	800,000	616,529	-	183,471	77.1%	T. Detmar	PTIF extension to December 31, 2022. Project will be closed once provincial funding received (Q2 2023)
2018	5301885803	Terminal and End Line Rehab	75,000	31,789	-	43,211	42.4%	T. Detmar	Concrete and electrical work for EOL washroom facilities ongoing. Will be completed and closed by end of 2023.
2019	5301983100	2019 HSR Bus Replacement	15,250,000	15,050,400	-	199,600	98.7%	J. Poljanski	Project is ongoing.
2019	5301983503	2019 Non-Rev Vehicle Replace	170,000	21,436	-	148,564	12.6%	J. Poljanski	Project is ongoing.
2019	5301985803	Terminal & End of Line Rehabilitation	75,000	39,233	-	35,767	52.3%	T. Detmar	Concrete and electrical work for EOL washroom facilities ongoing. Will be completed and closed Q3 2023
2020	5302083001	HSR ExpansionBuses-Modal Split	21,235,000	185,756	-	21,049,244	0.9%	J. Poljanski	ICIP Approval received, project active. Project deadline Q1 2027.
2020	5302083100	2020 HSR Bus Replacement	13,528,000	10,728,705	-	2,799,295	79.3%	J. Poljanski	ICIP Approval received, project active. Project deadline Q1 2027.

City of Hamilton
Capital Projects Status Report - Tax Supported
As of December 31, 2022

YEAR APPROVED	PROJECT ID	DESCRIPTION	APPROVED BUDGET (\$)	ACTUAL EXPENDITURES (\$)	PO COMMITMENTS (\$)	AVAILABLE BALANCE (\$) d = a - b - c	% COMPLETE e = (b+c) / a	Project Manager	STATUS EXPLANATION as of December 31, 2022
			a	b	c	d	e		
2020	5302083101	Active Transportn Connections	900,000	-	-	900,000	0.0%	T. Detmar	Project active, feasibility studies are underway and a number of sidewalk and multi-use path initiatives have commenced.
2020	5302083503	2020 Non-Rev Vehicle Replace	162,000	-	-	162,000	0.0%	J. Poljanski	Project is ongoing.
2020	5302085803	Terminal and End Line Rehab	150,000	60,964	-	89,036	40.6%	T. Detmar	Concrete and electrical work for EOL washroom facilities ongoing. Will be completed and closed by end of Q2 2023.
2020	5302085804	Bus Stop Shelter Rehab	125,000	113,592	-	11,408	90.9%	S. Stula	Concrete work for landing pads/shelter pads program ongoing. Works to be completed in 2023.
2021	5302183100	HSR Bus Replacement Program	50,208,000	-	-	50,208,000	0.0%	J. Poljanski	ICIP Approval received, project active. Project deadline Q1 2027.
2021	5302183503	NonrevenueVehicleReplacePrgm	154,000	-	-	154,000	0.0%	J. Poljanski	Project is ongoing.
2021	5302184101	Real-Time Info Infrastructure	2,000,000	-	-	2,000,000	0.0%	A. Sabourin	ICIP Approval received, project active. Project deadline Q1 2027.
2021	5302184102	Real-Time Operations Mgmt	5,000,000	122,244	-	4,877,756	2.4%	A. Sabourin	ICIP Approval received, project active. Project deadline Q1 2027.
2021	5302184103	A-Line Priority Bus Corridor	4,000,000	-	-	4,000,000	0.0%	T. Detmar	ICIP Approval received, project active. Project deadline Q1 2027.
2021	5302184109	Ranger Equipment Replacement	2,000,000	-	-	2,000,000	0.0%	A. Sabourin	ICIP Approval received, project active. Project deadline Q1 2027.
2021	5302185803	OperatorWashrm&EndofLineRehab	225,000	154,039	-	70,961	68.5%	T. Detmar	Project is ongoing.
2021	5302185804	Bus Stop Shelter Rehab	325,000	64,008	-	260,992	19.7%	S. Stula	Concrete work for landing pads/shelter pads program ongoing. Concrete works to be carried over into 2023 for Q4 full completion.
2021	5302185902	Transit Shelter Expansn Prgm	450,000	89,229	-	360,771	19.8%	S. Stula	Project is ongoing.
2022	5302218001	Birch Ave Bridge-Road Works	39,965,000	6,033,228	-	33,931,772	15.1%	T. Detmar	Project ongoing.
2022	5302249001	Operator Washroom Conveniences	450,000	-	-	450,000	0.0%	S. Stula	Project ongoing.
2022	5302283002	Reserve Shortfall-OBR Program	700,000	700,000	-	-	100.0%	J. Poljanski	Ongoing.

Sub-Total Transit Program 501,888,000 94,192,664 0 407,695,336 18.8%

Waste Management

2012	5121241200	Accommodation Updates	200,000	130,393	-	69,607	65.2%	R. Ellis	Project is still ongoing and supports the office relocation to 100 King St. Project not yet complete as staff are not fully back in the office.
2012	5121290111	Leaf&Yard Composting Facility Relocation	400,000	120,937	-	279,063	30.2%	R. Conley	Project complete and to be closed during the year end project closure cycle. Remaining funds to be used in WIP fund transfer per the 2023 capital budget
2014	5121490411	MRF Remediation	210,000	116,196	-	93,804	55.3%	C. McCausland	Final Record of Site Condition (RSC) has been submitted to the Ministry of Environment, Conservation and Parks (MECP) and staff are awaiting MECP review and comments prior to confirming action items.
2015	5121594511	Transfer Stn & CRC Expansion	6,134,885	145,613	-	5,989,272	2.4%	S. Hembruff	Staff working with Real Estate to find appropriate site for new transfer station. This has proved difficult to find a parcel that will meet the City's needs/budget. Staff currently determining next step strategies for the project in consultation with the design consultant
2016	5121651602	New Driver/Vehicle Technology	100,000	71,167	-	28,834	71.2%	J. McCormick	Current commitment for route optimization project for waste collection. Remaining funds to be used in 2023 for Public Space Litter Container collection route optimization. Project on budget.
2018	5121849800	CCF Air Handling Upgrades	1,633,000	219,101	-	1,413,899	13.4%	C. McCausland	SCADA system now installed and commissioning. Vibration test was completed. Oragnics strategy is changing focus and scope. Meeting with the MECP will be scheduled by April of 2023 to determine if further upgrades are required at this time
2018	5121890700	Public Space & Special Event Containers	311,000	271,931	-	39,069	87.4%	J. McCormick	Funds committed for the purchase of public space litter containers. Project ID to be closed following payment once assets are delivered within the first half of 2023. Project on budget.
2018	5121891000	Glanbrook Landfill Capital Improvement Program	330,000	285,735	-	44,265	86.6%	R. Conley	Design and contract administration for Cell construction C, D & E estimated to be complete by Q3 of 2023.
2018	5121892000	Closed Landfill Maintenance & Capital Improvement	456,000	224,707	-	231,293	49.3%	R. Conley	Committed funds used for the 2022 annual maintenance program for the City's closed landfills; landfill leachate flushing program with completion in Q4-2022. Once commitments have been realized, can close project and remaining funds to be used to WIP fund the 2023 program. 2023 capital ask reduced as a result.
2018	5121894000	Transfer Station/CRC Maintenance & Improvement Program	205,000	217,308	-	(12,308)	106.0%	C. McCausland	Project complete and pending appropriation to fund deficit.

City of Hamilton
Capital Projects Status Report - Tax Supported
As of December 31, 2022

YEAR APPROVED	PROJECT ID	DESCRIPTION	APPROVED BUDGET (\$)	ACTUAL EXPENDITURES (\$)	PO COMMITMENTS (\$)	AVAILABLE BALANCE (\$) d = a - b - c	% COMPLETE e = (b+c) / a	Project Manager	STATUS EXPLANATION as of December 31, 2022
			a	b	c	d	e		
2019	5121949003	CCF Lifecycle Replacement	1,688,000	1,007,537	-	680,463	59.7%	S. Hembruff	Project ID to be used to fund initiatives related to the replacement of the CCF such as technology assessment Q4-2022, market interest assessment Q2-2023. Project ID to be closed end of 2023. Any remaining funds to be returned to funding sources Organics Management Opportunities project started in October, supporting document provided to consultant and waiting for proposal, Kick off meeting in March of 2023
2019	5121990200	Diversion Container Replacement Program	791,500	854,676	-	(63,176)	108.0%	A. Storey	Pending appropriation in process.
2019	5121990901	Cigarette Butt Receptacle	48,434	9,042	-	39,391	18.7%	R. Kent	Waiting for purchase of electric vacuum expected in Q3 to be charged to this Project ID. Once purchase is complete, it will be determined at that time how much of the project will be spent / remaining
2019	5121991000	Glanbrook Landfill Capital Improvement Program	418,000	342,406	-	75,594	81.9%	R. Conley	Project completed and can be closed during year end project closure cycle. PO will be closed and funds can be transferred to the closed landfill PID.
2020	5122051501	Waste Collection Fleet Repl	2,236,634	1,765,534	-	471,100	78.9%	J. McCormick	Funds to be used to offset the reserve deficit for replacement of the 2016 waste collection packers. Fleet managed project. Tender is currently open for bids and expected to be awarded in Q2 2023. Funds to be committed Q2-2023. Project on budget.
2020	5122051700	MRF Lifecycle Replacement	650,000	221,934	-	428,066	34.1%	C. McCausland	Funds to be used for major electrical repair work at the MRF and MRF tip floor repair. Funds to be spent/committed Q1 of 2023 based on confirming costs from Facilities. Meeting scheduled for March of 2023.
2020	5122090200	Diversion Container Replacement Program	401,795	327,808	-	73,988	81.6%	R. Kent	This project is to be closed once invoices for outstanding orders are approved and paid. All invoices expected to be paid by end of April.
2020	5122091000	Glan Landfill Cap Improvements	506,000	353,156	-	152,844	69.8%	R. Conley	Funds are committed to the annual capital costs for the Glanbrook Landfill. Included in these funds are flushing for the leachate collections system, purchase and movement of top soil as required. Seep repairs if necessary. Grading and vegetation maintenance when necessary. Projects to be completed Q4-2022. Remaining funds to be used to fund the 2023 program. 2023 capital ask reduced. 2023 PO is in the works now. Expected project close date of April 2023.
2020	5122091001	Glan Landfill Stg3 Cells C D E	5,750,000	3,821,925	-	1,928,075	66.5%	R. Conley	Work has been awarded. Mobilization March 14th. Projected to be completed by Q3 of 2023.
2020	5122092000	Closed Landfill Maint&Cap Imp	371,000	174,301	-	196,699	47.0%	R. Conley	Committed funds used for the 2022 annual maintenance program for the City's closed landfills; landfill leachate flushing program with expected completion in Q4-2022; monitoring well removal and replacement with expected completion Q4-2022. Projects to be completed Q4-2022. Remaining funds to be used to fund the 2023 program. 2023 capital ask reduced. Project close date expected to be April 2023.
2020	5122093000	Resource Recovery Centre	356,228	102,377	-	253,852	28.7%	S. Hembruff	Funds to be used for 2022 projects including improve security at the RRC; site asphalt repairs; catch basin repairs; site signage improvements; facility electrical repairs. Projects to be completed Q4-2022. Project to be closed and remaining funds to be used to fund the 2023 program. 2023 capital ask reduced.
2021	5122155137	Wste Mgmt R & D Program	285,000	149,776	-	135,224	52.6%	R. Kent	Invoices for non-PO work not still pending. Project expenditures expected to be approximately \$63k lower then budgeted once work is complete due to lower than expected costs for single-family waste audit. Expected project completion date is June 30, 2023. Project can then be closed and remaining funds returned to source.
2021	5122190200	DiversionContainerReplacePrgrm	1,930,000	1,345,337	-	584,663	69.7%	R. Kent	Final orders delivered in February. Once invoices are received and paid, POs will be closed. Expected to be 82% spent and expected project completion date is March 31st.
2021	5122190700	Public&SpecialEventContainers	102,000	37,004	-	64,996	36.3%	J. McCormick	Funds committed for the purchase of public space litter containers. Remaining funds to be used to purchase public space litter containers. Project ID to be closed following payment once assets are delivered within the first half of 2023. Project on budget.
2021	5122191000	GlanbrkLandfillCapImprvePrgrm	645,000	58,395	-	586,605	9.1%	R. Conley	Committed to provisional items under the operations contract for the Glanbrook Landfill site. Including soil purchase and spreading, pipe installation, gas well installation. Projected expected to close end of Q1 2023.
2021	5122192000	Clsd Lndfill Mtncce & Cap Prgrm	780,000	168,433	-	611,567	21.6%	R. Conley	These funds will be fully spent for decommissioning old wells and drilling new ones where required. Work has yet to start. Procurement documents currently being developed. Funds to be committed Q2 - 2023.
2021	5122193000	Mtncce&Cap Imprve-RRC Prgrm	599,000	50,058	-	548,942	8.4%	C. McCausland	Scope change and design phase has began to encompass all storm water at the site. Funds will be committed by Q2 of 2023.

City of Hamilton
Capital Projects Status Report - Tax Supported
As of December 31, 2022

YEAR APPROVED	PROJECT ID	DESCRIPTION	APPROVED BUDGET (\$)	ACTUAL EXPENDITURES (\$)	PO COMMITMENTS (\$)	AVAILABLE BALANCE (\$) d = a - b - c	% COMPLETE e = (b+c) / a	Project Manager	STATUS EXPLANATION as of December 31, 2022
			a	b	c	d	e		
2021	5122194000	TmsfrStatn&CRCMnce&CapPrgrm	498,785	136,923	-	361,862	27.5%	C. McCausland	Funds to be used for the tip floor replacement at the Kenora Transfer Stations. Request for expressions of interest closed July 2022 and is currently being evaluated. Funds to be committed Q2 of 2023 following tendering of the work.
2021	5122194920	EnvSrvicesLegisCmpliancePrgrm	370,000	217,668	-	152,332	58.8%	R. Kent	Expected balance to be \$30K once all outstanding POs and invoices are paid due to lower than expected costs for consultant work in support of the blue box transition. Expected project completion date is March 31st and will close project and return remaining funds.
2021	5122195525	SWMMP Approvals	300,000	161,293	-	138,707	53.8%	R. Kent	Project expected to be \$28k under original budget due to lower than expected costs of water fill stations. Invoices pending for POs related to MRF study and curbside visual audit. Remaining funds to be transferred to Route Optimization project once commitments have been realized. Expected project completion date is June 30th.
2022	5122251102	Security System Upgrades	15,000	-	-	15,000	0.0%	J. McCormick	Funds to be used to upgrade the security surveillance system at the Waste Collections yard. Delay in project. Funds to be committed Q2-2023
2022	5122251104	Waste Collection Vehicle Tech	20,000	-	-	20,000	0.0%	J. McCormick	Funds to be used in 2023 for technology for waste collection resources. Funds to be committed by Q2-2023.
Sub-Total Waste Management			28,742,261	13,108,669	0	15,633,592	45.6%		
Fleet Division									
2018	4941851100	Fleet Vehicle&Equipment Replace Program	7,837,350	7,697,192	-	140,158	98.2%	T. Kagianis	Replacement of 16ft Jacobson purchased and in and 20 trailers on hold due to tender result exceeding the budget. Assessing trailers to determine a replacement plan
2019	4941951100	Fleet Vehicle&Equipment Replace Program	9,547,771	9,068,533	-	479,238	95.0%	T. Kagianis	10 Units remain on the 2019 Capital. 2 units on order, 2 at the tender stage. 6 units at the specification development stage
2020	4942051001	Shop Equipment Replacement	168,000	144,747	-	23,253	86.2%	T. Kagianis	Waiting to receive the PO commitment detail report from Finance to review and close POs. Remaining balance will be moved into newer annual project ID #4942151103 next BER.
2020	4942051005	Gain on Equipment Disposal	-	3,046,909	-	(3,046,909)	N/A	N/A	Clearing capital project. Unbudgeted revenue offset expenses net zero.
2020	4942051100	2020 Central Fleet Replacement	10,679,975	8,868,184	-	1,811,791	83.0%	T. Kagianis	Delays due to product and pricing availability. 34 Units. 16 On Order, 7 at the tender stage, 11 at the specification/research stage
2021	4942151004	Street Sweeper Purchase	1,534,974	801,910	-	733,064	52.2%	T. Kagianis	Estimated completion Q4 2023; fund \$10,026 deficit from PID 4942051004 Street Sweeper Purchase project. Both funded from same reserve #110025
2021	4942151100	Fleet Vehicle & Equipment	23,116,625	5,240,458	-	17,876,167	22.7%	T. Kagianis	Estimated completion Q4 2025. 2021 Capital included vehicle replacement for the following years: 2021, 2022 and 2023
2021	4942151103	Fuel site Restoration	718,085	360,456	-	357,629	50.2%	T. Kagianis	Dundas yard fuel site replacement project is completed. Remainder of funds to perform work identified in 2020 fuel site inspections and to fund the Gage Park delineation plan. Scheduled completion for the fuel site upgrades is end of 2023.
2021	4942151001	Shop Equipment Replacement	170,000	91,737	-	78,263	54.0%	T. Kagianis	Equipment for emission and safety inspection program for heavy diesel commercial motor vehicles which is currently not available for purchase. Anticipated replacement of vehicle hoists and compressors.
2022	4942251006	Green Fleet Strategy	448,000	2,179	-	445,821	0.5%	T. Kagianis	Estimated project close 2023
2022	4942251205	Upgrade to Winfuel Attendants	60,000	25,771	-	34,229	43.0%	T. Kagianis	Project is complete. Available balance will be used for final invoice payment
Sub-Total Fleet Division			54,280,780	35,348,075	0	18,932,705	65.1%		
Recreation Facilities									
2016	7101654802*	William Connell Park Washroom Facility	4,485,200	3,925,757	-	559,443	87.5%	L. Duxbury	Projectid remaining open pending LAS litigation
2017	7101754706	Valley Park Community Centre Fit-up	2,544,444	2,362,182	-	182,262	92.8%	T. Briatico	LEED Certification to be completed Summer 2023. Project closure to follow.
2017	7101754708	Waterdown Pool & RecCtr Fsbty	100,000	68,939	-	31,061	68.9%	R. Ellis	Feasibility completed pending direction (Rec masterplan)
2017	7101754805*	SirWilfridLaurier GymRepl Addn	10,975,000	567,397	-	10,407,603	5.2%	S. Shringi	Project ongoing, tender is out with 2023/24 construction
2018	7101854605*	Sackville Hill Exp	100,000	97,571	-	2,429	97.6%	L. Duxbury	On Hold pending Council/Rec direction & funding
2019	7101954901	Binbrook Recreation Centre Feasibility	100,000	-	-	100,000	0.0%	R. Ellis	On Hold pending Council/Rec direction
2019	7101954903	Riverdale Community Hub	4,000,000	222,191	-	3,777,809	5.6%	R. Ellis	The portion that includes the City Housing component is on hold. Remaining project completed.

City of Hamilton
Capital Projects Status Report - Tax Supported
As of December 31, 2022

YEAR APPROVED	PROJECT ID	DESCRIPTION	APPROVED BUDGET (\$)	ACTUAL EXPENDITURES (\$)	PO COMMITMENTS (\$)	AVAILABLE BALANCE (\$) d = a - b - c	% COMPLETE e = (b+c) / a	Project Manager	STATUS EXPLANATION as of December 31, 2022
			a	b	c	d	e		
2019	7101954904	Mohawk Quad Pad Arena Roof Investigation	250,000	98,683	-	151,317	39.5%	L. Turner	Project ongoing, ICIP funded
2019	7101954905	Sackville Hill Senior Expansion & Lifecycle Renewal	600,000	56,916	-	543,084	9.5%	R. Ellis	On Hold pending Council/Rec direction & funding
2019	7101954906	MtHope New Recreation Facility	350,000	39,516	-	310,484	11.3%	R. Ellis	On hold pending Rec Master Plan
2019	7101954907	Winona Rec Centre Feasibility	150,000	-	-	150,000	0.0%	R. Ellis	On hold pending Rec Master Plan
2019	7101954908	Freon Upgrade at ParkdaleArena	1,600,000	883,471	-	716,529	55.2%	L. Turner	Project complete, POs closed/closing, ready for closure. Surplus to fund deficit of -\$104,572 PID 7101558501 Parkdale Outdoor Pool Redev; Balance of surplus to appropriate to PID 7102151001 Mechanical Infrastructure Lifecycle Renewal
2020	7102054002	Confederation Sports Pk Bldgs	6,506,000	4,441,245	-	2,064,755	68.3%	L. Turner	Project in construction - SP expected Summer 2023
2020	7102054003	AlexanderPk CmtyHubFeasibility	330,000	51,678	-	278,322	15.7%	R. Ellis	Design to start 2023
2020	7102054006	ICIP CCR-RecRoofReplace(Ph B)	3,558,000	839,427	-	2,718,573	23.6%	R. Ellis	Projects ongoing, ICIP funded
2020	7102054007	ICIP CCR-CenMemRecCtrElevator	432,000	217,413	-	214,587	50.3%	R. Ellis	Project complete, POs still being closed out
2020	7102058001	Victoria Pk OutdoorPool-Redev	300,000	214,271	-	85,729	71.4%	R. Ellis	Funds to re-appropriate to Victoria Park Fieldhouse Project
2021	7102141706	Recreation Centre Retrofits	514,283	292,574	-	221,710	56.9%	R. Ellis	Yearly program for operational repairs/replacements in Rec Centres - ongoing
2021	7102151001	Mech Infrs Life-cycle Renewal	474,066	143,197	-	330,869	30.2%	R. Ellis	yearly program for mechanical repairs and replacements in Community Recreational Buildings. Chedoke Golf - Domestic Water Tanks Replacement Project: Project in design phase. Expected completion Q2-2023.
2021	7102154105	Park & Fieldhouse Retrofits	1,264,000	190,102	-	1,073,898	15.0%	R. Ellis	yearly program for repairs/upgrades/renovations to fieldhouses in parks
2021	7102154216	Roof Management	7,694,791	1,579,021	-	6,115,770	20.5%	R. Ellis	yearly program for roof repairs and replacements as identified
2021	7102154508	Public Use Feasib Needs&Study	295,000	-	-	295,000	0.0%	R. Ellis	On-going program project.
2021	7102154536	Arena Retrofits	499,177	355,679	-	143,498	71.3%	R. Ellis	Ongoing project for arena repairs. Anticipate closing in 2023
2021	7102154702	Facility Capital Maintenance	463,196	297,209	-	165,987	64.2%	R. Ellis	Ongoing program for infrastructure repairs and replacements as deemed urgent
2021	7102158101	Westoby Ice Plant-Replacement	700,000	576,024	-	123,976	82.3%	R. Ellis	Project ongoing, expected completion 2023
2020	7102055004	Huntington Facilities Study	100,000	-	-	100,000	0.0%	R. Ellis	On Hold
2022	7102251201	Facility Vehicles	50,000	17,203	-	32,797	34.4%	R. Ellis	Waiting on purchase of truck from Fleet Services
2022	7102254201	Stdm Precinct Fldhouse & Wshrm	6,100,000	-	-	6,100,000	0.0%	Janet Warner	Environmental study and approvals ongoing in 2022 and 2023. Additional study required due to unforeseen conditions and new areas for testing that has been difficult to schedule due to industry shortages. Detailed design work to be coordinated with Risk Assessment. Construction to follow in future years.
2022	7102254301	Birge Pool Repairs	-	243,436	-	(243,436)	N/A	Sam Ciardullo	project completed; Project will be closed when the commitments clear and Risk journals the funds.
2022	7102258200	Binbrook Branch HPL Public Art	100,000	-	-	100,000	0.0%	Ken Coit	Project to be combined with Dundas Public Library Art Project. Initiation to begin in Q2 2023
2022	7102258201	Vincent Massey Park Public Art	125,000	-	-	125,000	0.0%	Ken Coit	Determining initiation date and project viability in Q1 2023
2022	7102258202	AndrewWarburton Mem Public Art	125,000	-	-	125,000	0.0%	Ken Coit	To be initiated and evaluated in Q2 of 2023. Project potentially to be combined with Rail Trail project
Sub-Total Recreation Facilities			54,885,157	17,781,102	0	37,104,055	32.4%		
Energy Initiatives									
2014	7901448406	Ice Plant Optimization Arenas	425,000	365,204	-	59,796	85.9%	M. Carson	Construction Complete. Contractor to provide final training in Q1-2023. Working to close out Incentives. Any IESO incentive shortfall will be covered from the Rec Lighting project (7902049001) by way of a closing report in the next BER.
2016	7901641609	Macassa BAS Upgrade	60,000	5,587	-	54,413	9.3%	F. Jilani	Substantially performed. In Close-out phase.
2020	7902049000	Westmount Rec-DHW SolarThermal	232,919	218,680	-	14,239	93.9%	M. Carson	Project Complete. In close-out phase. Working to pay final invoicing and close out Enbridge Incentives.
2020	7902049001	Lighting Upgrade-LEDs (Rec)	633,000	398,972	-	234,028	63.0%	M. Carson	Project Complete. In close-out phase. Working to pay final invoicing & close out IESO incentives.

City of Hamilton
Capital Projects Status Report - Tax Supported
As of December 31, 2022

YEAR APPROVED	PROJECT ID	DESCRIPTION	APPROVED BUDGET (\$)	ACTUAL EXPENDITURES (\$)	PO COMMITMENTS (\$)	AVAILABLE BALANCE (\$) d = a - b - c	% COMPLETE e = (b+c) / a	Project Manager	STATUS EXPLANATION as of December 31, 2022
			a	b	c	d	e		
2020	7902149101	RecHeatReclaim&ControlsProject	125,000	14,822	-	110,178	11.9%	T. Chessman	In Construction. Expected project completion end of Q2-2023. Appropriation in progress no deficit expected .
2022	7902248201	Bennetto Aquatic Centre	50,000	-	-	50,000	0.0%	T. Chessman	Design 70% complete. Expected project completion Q3-2023.
2022	7902248202	Chedoke Arena Variable Speed	145,000	-	-	145,000	0.0%	T. Chessman	Project on Hold pending other Capital Project approval for Chedoke Arena.
2022	7902248203	Dundas Town Hall Demand Contr	75,000	15,901	-	59,099	21.2%	T. Chessman	In Tendering phase. Expected project completion end of Q2-2023 or early Q3-2023.
2022	7902248204	Fire Station 5 Complex Lighti	75,000	7,904	-	67,096	10.5%	T. Chessman	In Tendering phase. Expected project completion end of Q2-2023 or early Q3-2023.
2022	7902248205	Jimmy Thompson Pool Filter Pu	13,000	-	-	13,000	0.0%	T. Chessman	Design 70% complete. Expected project completion Q3-2023.
2022	7902248206	Ryerson Aquatic Centre Heat R	83,000	-	-	83,000	0.0%	T. Chessman	Design 70% complete. Expected project completion Q3-2023.
2022	7902248207	Wentworth Ops Centre Lighting	275,000	20,393	-	254,607	7.4%	T. Chessman	Tendering phase complete. Expected completion end of Q2-2023 or early Q3-2023.
2022	7902248208	Energy Initiatives Inc Cost	490,000	13,738	-	476,262	2.8%	T. Chessman	On-going. In discussions with Facilities Capital PM to determine Energy efficient upgrades and incremental cost to be funded from this project.
Sub-Total Energy Initiative			2,681,919	1,061,199	0	1,620,720	39.6%		

Facilities Division

Facilities Operations

2011	3621154100	Pan Am Games - Ivor Wynne	148,270,297	148,872,844	-	(602,547)	100.4%	J. Warner	Project is complete. Legal department is currently in the process of a legal dispute relating to this project. POs have been closed out.
2016	3541641602	Ancaster Memorial Arts & Cultural Centre	21,815,000	21,530,964	-	284,036	98.7%	L. Keermaa	Project complete, pending warranty
2018	3541849003	Backflow Prevention Various	1,356,767	752,839	-	603,928	55.5%	R. Ellis	Program complete. Re-appropriating - PID to close later in 2023
2019	3541941013	Firestations Facility Upgrade	85,000	64,933	-	20,067	76.4%	R. Ellis	Once commitments are cleared, surplus funds should be transferred to 2021 PID 3542141013
2019	3541941401	Downtown Office Strategy	16,413,805	13,456,313	-	2,957,492	82.0%	D. Duarte	Project in final stages of completion. Anticipated to be complete and closed in 2023.
2020	3542041002	City Hall Garage Roof Rehab	1,266,227	133,791	-	1,132,436	10.6%	R. Ellis	Tender is closed, work to begin Spring/Summer 2023
2020	3542041910	RCMP Lease-Capital Replacement	210,000	28,744	-	181,256	13.7%	R. Ellis	On-going project as per lease agreement. Anticipate closing in 2023
2020	3542050001	EFFM Facility Yard Relocation	5,925,000	1,691,675	-	4,233,325	28.6%	R. Ellis	Project on-going; properties being acquired. No deficit anticipated
2021	3542141009	Prgm - Compliance Remediation	663,074	108,719	-	554,355	16.4%	R. Ellis	On-going program project.
2021	3542141010	Prgm - Fac Upgrades to HPL	569,846	92,783	-	477,064	16.3%	R. Ellis	On-going program project.
2021	3542141013	Prgm - Fire Fac Upgrade	1,200,020	501,524	-	698,496	41.8%	R. Ellis	On-going program project.
2021	3542141014	City Hall Security Study	680,000	68,005	-	611,995	10.0%	R. Ellis	Tender closed, work to start Spring/Summer 2023, appropriation in progress re: deficit
2021	3542141101	FacMgmtInfrastructureRenewal	1,600,000	157,923	-	1,442,077	9.9%	R. Ellis	Multiple projects ongoing - work to continue in 2023
2021	3542141102	ICIP-HVAC Upgrades Program	3,689,400	339,784	-	3,349,616	9.2%	S. Ciardullo	Work on-going at multiple sites. Anticipated to be completed by the end of 2023 Heating plant at 330 Wentworth St is almost complete. Condensers to be completed by Q1 of 2023 subject to lead time.
2021	3542141103	ICIP-PS Counter Enhncemnts	1,100,000	89,135	-	1,010,865	8.1%	R. Ellis	Ongoing - partially complete, to be completed by end of 2023
2021	3542141412	Program - Roof Management	6,238,722	4,417,039	-	1,821,683	70.8%	R. Ellis	Ongoing program for repairs and replacements of roofs as identified in Capital Project and Facilities Roofs Information Report
2021	3542141910	SC CityHall-RCMP Lease Rplmnt	826,371	30,221	-	796,150	3.7%	R. Ellis	On-going project for Capital Improvements funded from reserve as per lease agreement. Stoney Creek City Hall - Cooling Tower Replacement Project in design phase. Expected completion Q2-2023.
2021	3542151001	Prgm - Mech Infra Renewal	498,000	208,780	-	289,220	41.9%	R. Ellis	Ongoing program 2021 - 2022 for mechanical repairs and replacements as identified Glanbrook Heating/Cooling Replacement Project: Project in design phase. Expected completion Q2-2023. FJ: 330 Wentworth Ops Centre UPS replacement project in final design phase. Expected completion by Q2-2023. FJ: RTUs replacement at Fire Admin and Fire Station 4 also in design phase. Expected completion is Q2-2023 subject to lead time of newer units.
2021	3542151900	Prgm - Gen Comp Test & Upgrd	597,729	202,526	-	395,204	33.9%	R. Ellis	Ongoing facilities program for compliance with regulatory requirements

City of Hamilton
Capital Projects Status Report - Tax Supported
As of December 31, 2022

YEAR APPROVED	PROJECT ID	DESCRIPTION	APPROVED BUDGET (\$)	ACTUAL EXPENDITURES (\$)	PO COMMITMENTS (\$)	AVAILABLE BALANCE (\$) d = a - b - c	% COMPLETE e = (b+c) / a	Project Manager	STATUS EXPLANATION as of December 31, 2022
			a	b	c	d	e		
2021	6302141100	Macassa&Wentworth Lodges Roof	1,115,102	811,998	-	303,104	72.8%	R. Ellis	Ongoing project, Phase 2 construction in progress.
2021	6302141101	ML & WL Facility Capital Mtnce	277,000	-	-	277,000	0.0%	R. Ellis	Ongoing lodges annual program
2021	6302141102	Macassa Lodge D-Wing	27,800,000	22,707	-	27,777,293	0.1%	R. Ellis	Project on-going
2021	6302151100	ML BAS Upgrade	460,000	436,250	-	23,750	94.8%	R. Ellis	Currently in construction phase with expected substantial completion by Q3
2021	6302151101	Macassa Lodge Carpet Removal	300,000	54,411	-	245,589	18.1%	R. Ellis	Ongoing lodges annual program
2021	6302151102	ML & WL Keyscan and Hardware	50,000	-	-	50,000	0.0%	R. Ellis	project scheduled for 2023
2021	6302151103	ML&WL Equip Life-cycle Renewal	365,000	31,477	-	333,523	8.6%	R. Ellis	Ongoing lodges annual program
2022	3542241104	CCRF-Washroom Touchless Accs	472,575	228,682	-	243,893	48.4%	J. Warner	Faucet's complete - remaining funding to be used for door operators, in progress
2022	3542241201	Program - Building Automation	250,000	-	-	250,000	0.0%	R. Ellis	In progress, any remaining funds to be re-appropriated
2022	3542241202	City Hall Rear Air Exhaust Relocation	81,449	-	-	81,449	0.0%	S. Ciardullo	in progress
2022	3722241805	Program - Facilities Security	715,675	37,927	-	677,749	5.3%	R. Ellis	On-going
2022	4242209401	City Motor Hotel	150,000	-	-	150,000	0.0%	J. Furi	in progress
2022	6302241104	Install Remi-LED system Lodges	-	223,872	-	(223,872)	N/A	S. Ciardullo	Project completed. To be closed next BER when commitments clear. PID is for TCA purposes only, funding through LTC provincial capital funds in operating budget.
Sub-Total Facilities Operations			245,042,060	194,595,864	0	50,446,196	79.4%		
Entertainment Facilities									
2019	3721949901*	Summer's Lane Rehabilitation & Pedestrianization	1,629,000	55,794	-	1,573,206	3.4%	R. Ellis	Project is on hold. Project in conjunction with PED
Sub-Total Entertainment Facilities			1,629,000	55,794	0	1,573,206	3.4%		
Sub-Total Facilities Division			246,671,060	194,651,658	-	52,019,402	78.9%		
Parks Division									
Open Space Development									
2007	4400756755	Joe Sams Park Phase 2 Development	3,868,411	3,803,914	-	64,496	98.3%	C. Graham	Project is within the 2 year warranty period, ending in 2023. No future upgrades planned. Project to remain open as waiting on final billing and commitments still pending.
2010	4401056060	Open Space Replacement Strategy - East Mountain Trail	1,754,000	1,322,857	-	431,143	75.4%	C. Graham	Parkland Development Finance Agreement (PDFA) for multi-use trail through new neighbourhood is outstanding, but construction is underway by developer. Payments to developer for the trail through the PDFA anticipated in 2023 - payments cannot be made until the PDFA is signed. Any remaining project funds are required for future phases.
2010	4401056127*	Churchill Park-Soccer Field & MP	2,398,059	2,279,236	-	118,824	95.0%	C. Graham	Work is complete and holdback release will be processed in March 2023.
2012	4401256520	Gage Park Redevelopment - Walkway Lighting and Paving	3,328,416	3,262,152	-	66,264	98.0%	C. Graham	Project was approved for funding through ICIP Covid-19 Resiliency stream. Construction is complete, with holdback release processed in February 2023. Review of transactions to journal ICIP eligible expenses to 4402056926.
2013	4401356107	Cherry Beach Lakefront Park	4,062,100	3,964,309	-	97,791	97.6%	C. Graham	Consultants hired to undertake Environmental Impact Statement (EIS) and archaeological work which will be completed in q2 2023. Park and trail design in the future.
2014	4401456009	Mount Hope Park Redevelopment	2,048,231	1,992,628	-	55,603	97.3%	C. Graham	Drinking water fountain installation completed. Project to remain open pending invoices, holdback release and until warranty period is complete for boardwalk.
2014	4401456102	2555 Creekside	308,905	163,845	-	145,060	53.0%	C. Graham	Councillor-funded initiative to provide concrete paving surface and furnishings for accessibility - this part is complete. Remaining funds for memorial plaques to be coordinated in 2022/2023 by Councillor.
2014	4401456401*	Parkland - Stadium Precinct	16,918,475	14,054,977	-	2,863,498	83.1%	C. Graham	Environmental study and approvals ongoing in 2023. Additional study required due to unforeseen conditions and new areas for testing that has been difficult to schedule due to industry shortages. Detailed design work to be coordinated with Risk Assessment. Construction to follow in future years.

City of Hamilton
Capital Projects Status Report - Tax Supported
As of December 31, 2022

YEAR APPROVED	PROJECT ID	DESCRIPTION	APPROVED BUDGET (\$)	ACTUAL EXPENDITURES (\$)	PO COMMITMENTS (\$)	AVAILABLE BALANCE (\$) d = a - b - c	% COMPLETE e = (b+c) / a	Project Manager	STATUS EXPLANATION as of December 31, 2022
			a	b	c	d	e		
2014	4241409341*	Pipeline Master Trail Plan	1,438,000	576,270	-	861,730	40.1%	C. Graham	Ongoing work to resolve encroachments throughout 2023. Gateway at Ottawa Street concepts are on pause until LRT impacts are known. Public consultation, detailed design and construction on pause until coordination with LRT is complete.
2015	4241509110*	Victoria Park - Resurface Splash Pad	140,000	115,430	-	24,570	82.5%	C. Graham	Work to begin to address archaeology on site continuing into spring 2023. Construction to commence in Q2 2023. Project coordinated with Project ID 4402156117. Canada Community Building Fund grant project.
2016	4241609109*	Upgrade to HAAA Park	220,000	134,307	-	85,693	61.0%	C. Graham	Detailed design continues into Q2 2023, tendering and construction start to follow. Coordinated with project IDS 4401956926 and 4402056926. Review transactions as need to journal to 4402056926 for ICIP eligible expenses.
2018	4241809801*	GarthReservoir-WilmConnell Prk	802,000	547,372	-	254,628	68.3%	C. Graham	Stage 3 archaeological assessment identified the need to protect a significant site. Work to secure approval for protection strategy by Ministry of Tourism, Culture and Sport, as well as Indigenous partners required is ongoing throughout 2023.
2016	4401649620	Confederation Park - Wild Waterworks - Creation of a Master Plan for the Waterpark - HCA Lead	200,000	190,412	-	9,588	95.2%	K. Bunn	To be closed as part of the next closing report.
2016	4401656603*	Sam Lawrence Park	625,354	449,680	-	175,675	71.9%	C. Graham	Detailed design is progressing, and NEC application underway. Tender in 2023 with construction to follow. Coordinated with project id 4402256124 - Sam Lawrence Park.
2017	4401756701	North Wentworth Pk Lands Exp	350,000	352,976	-	(2,976)	100.9%	C. Graham	Funds for land purchase to expand North Wentworth Park. Remaining funds are for Real Estate staff recovery. Appropriation required to fund deficit.
2017	4401756702	Fallen Firefighter's Memorial	125,000	83,693	-	41,307	67.0%	C. Graham	Fallen Firefighter's memorial designed for Gage Park. Detailed design completed and ready for tender, pending construction funding approval per capital budget process and/or other sources including fundraising by requesting group. POs to remain open until construction funding approval. This project is currently on hold.
2017	4401756703	Mountain Brow Path	1,141,000	397,606	-	743,394	34.8%	C. Graham	Trail initiative #4 construction 2023. Multi-year project with many phases in the future.
2017	4401756710	Valley Prk-Skateboard Prk	103,363	102,049	-	1,314	98.7%	C. Graham	Construction complete with outstanding deficiencies to be addressed before substantial performance is issued. Coordinated with Project ID 4401858800 - Skatepark Facility. Project deficit to be funded from project 4401955600 at project close. PO's cannot be closed at this time.
2017	4401756706*	Roxborough Park ReDev & Design	1,091,000	64,028	-	1,026,972	5.9%	C. Graham	Detailed design is complete. Waiting on contribution of construction funding through development. Anticipated project completion dependent on the timing of the funding.
2018	4401856601	Legislated Monitoring	139,900	59,409	-	80,491	42.5%	C. Graham	Legislated Monitoring required in future years, not required in 2022. Funds used to support Endangered Species habitat creation for Bobolink and monarch butterfly, as well as compensation planting for Butternut replacement for park projects. Bobolink monitoring is a 20 year commitment, ending in 2035.
2018	4401856803	RHV Trails Mstr Plan The Nest	500,000	72,635	-	427,365	14.5%	C. Graham	Funds in this project are for construction. Timing of design work unknown as it is pending coordination with the Joint Stewardship Board. Construction to follow design update and tendering.
2018	4401856804	Highbury Meadows North Park	64,000	17,008	-	46,992	26.6%	C. Graham	Project cannot proceed until lands are secured from developer. When possible, work will include conceptual design development. Future funds for detailed design and construction required.
2018	4401856805	Cline Park Redevelopment	661,000	637,465	-	23,535	96.4%	C. Graham	Warranty period complete. PO 91002 (geotechnical) can be closed. PO 96412 (construction) cannot be closed at this time.
2018	4401856819	Waterfalls Viewing	3,000,000	559,431	-	2,440,569	18.6%	C. Graham	Updated design concepts by design consultant to be presented to public in summer 2022 and into January 2023. Detailed design, approvals in Q1 and Q2 2023, and construction to follow later in 2023 once permits are secured.
2018	4401856820	Waterford Park	241,550	206,618	-	34,932	85.5%	C. Graham	Minor walkway work remaining. Design work and tender in 2022, for implementation in spring 2023.
2018	4401858800	Skatepark Facility - Rec Study	2,320,000	2,199,719	-	120,281	94.8%	C. Graham	Construction complete with outstanding deficiencies to be addressed before substantial performance is issued. Coordinated with Project ID 4401756710 - Valley Park Skateboard Facility. Project deficit to be funded from project 4401955600 at project close. PO's cannot be closed at this time.
2018	4401856811*	Cross of Lorraine-Restoration	10,000	-	-	10,000	0.0%	M. Stewart	Project is pending land securement through development. Project priority to be evaluated as part of 2024 workplan.

City of Hamilton
 Capital Projects Status Report - Tax Supported
 As of December 31, 2022

YEAR APPROVED	PROJECT ID	DESCRIPTION	APPROVED BUDGET (\$)	ACTUAL EXPENDITURES (\$)	PO COMMITMENTS (\$)	AVAILABLE BALANCE (\$) d = a - b - c	% COMPLETE e = (b+c) / a	Project Manager	STATUS EXPLANATION as of December 31, 2022
			a	b	c	d	e		
2019	4401956802	Beach Park Dev Program	345,000	51,974	-	293,026	15.1%	C. Graham	Ongoing program. Funded through Beach Reserve at Councillor's request. Funds to be used for purchase of wheelchair beach mats for accessible access at locations along Lake Ontario.
2019	4401956904*	Andrew Warburton Memorial Park	2,260,000	2,002,262	-	257,738	88.6%	C. Graham	Project is substantially complete but final billing being finalized. PO's cannot be closed at this time. Park is open. Part of ICIP funding and awaiting payment from Federal and Provincial Government.
2019	4401956906	Gatesbury Park	664,000	597,016	-	66,984	89.9%	C. Graham	Project is complete but final billing to be processed. PO's cannot be closed at this time.
2019	4401956912	Meadowlands Comm Park	571,000	542,890	-	28,110	95.1%	C. Graham	Project in 2 year warranty period ending in 2023. Future work for sun shelter installation commencing in 2023.
2019	4401956922	Alexander Park Skate Park	2,601,000	502,637	-	2,098,363	19.3%	C. Graham	Detailed design being finalized with construction to follow in spring 2023.
2019	4401956926	HAAA - Implementation of MP	60,000	47,696	-	12,304	79.5%	C. Graham	Detailed design continues into Q2 2023, tendering and construction start to follow. Coordinated with project ids 4402056926 and 4241609109. Transactions to be reviewed to transfers any eligible ICIP costs to 4402056926.
2019	4401956929	HRTMP Init7-1 LmrdgeHydroTrail	820,000	201,664	-	618,336	24.6%	C. Graham	Detailed design work on pause due to ongoing conversations with Hydro One regarding agreements.
2019	4401956930	Citywide Shoreline Protection	30,950,000	2,776,899	-	28,173,101	9.0%	C. Graham	Detailed design works are underway for the Hamilton Harbour Waterfront Trail as the priority site within the DMAF shoreline project. Additional shoreline works continue and include Archaeology works on 34 sites. Indigenous consultation, investigation and planning of 1121/1135/1137 North Service Rd. & Lewis Rd., Bayfront Park, Millen Rd. road end, McNeilly Rd. road end and studies/planning of the Desjardins Canal floating structure structural repairs. Changes in staffing at consulting firms has resulted in design and permitting delays.
2019	4401956932	HRTMP Init15-12 MtnBrowRdLink	370,000	36,860	-	333,140	10.0%	C. Graham	Work facilitated by Growth Management through subdivision agreement. Coordinated path creation with development of the subdivision.
2019	4401956933	HRTMP Init15-7_Hwy5-MtnBrowLnk	613,000	328,723	-	284,277	53.6%	C. Graham	Project coordinated with Gatesbury Park project 4401956906. Construction largely complete, with holdback release pending.
2019	4401956934	Chedoke Falls Viewing Implmntn	576,688	236,462	-	340,226	41.0%	C. Graham	Coordinated with 4401856813. Studies to inform design and approvals as well as detailed design and public consultation continuing in 2023.
2020	4402055001	Parkland Acquisition Strategy	50,000	10,933	-	39,067	21.9%	C. Graham	This project has been combined with the Parks Master plan project. Park Master plan underway with consultation ongoing. Anticipate draft report in Q1 2023 with final report in Q2, 2023.
2020	4402056002	Skinner Pk WaterdwnSNGbrhd Pk1	624,000	586,598	-	37,402	94.0%	C. Graham	Construction is substantially complete. Holdback release pending, with final billing to developer to follow. Keep open pending final payments.
2020	4402056003	Mohawk Sports Park Masterplan	90,000	19,679	-	70,321	21.9%	C. Graham	Master plan to guide future work at the park to address aging amenities. Progress dependent on direction from the Recreation Master Plan now completed, to identify needs and opportunities. Work on this project will potentially resume in 2023.
2020	4402056005	Kenilworth Parking Lot	250,000	208,096	-	41,904	83.2%	C. Graham	Project is complete and holdback release underway. Project can close once PO Commitments have been realized and/or closed.
2020	4402056008*	Southam Park Master Plan	185,779	90,534	-	95,245	48.7%	C. Graham	Detail design in 2023 with construction anticipated in 2024.
2020	4402056010	Highland Rd Pk-Central Pk Dev	776,000	77,742	-	698,258	10.0%	C. Graham	Developer-build park in Upper Red Hill parkway area. Construction started. Parkland development finance agreement (PDFA) not yet finalized.
2020	4402056011	Valley Community Centre Park	930,000	240,202	-	689,798	25.8%	C. Graham	Detailed design ongoing, and preparing for NEC review. Tendering will follow approval by NEC, still outstanding. Construction to follow.
2020	4402056820	Waterford Park	1,005,000	829,982	-	175,018	82.6%	C. Graham	Minor walkway work remaining. Construction anticipated in spring 2023. Keep project open.
2020	4402056918	BeasleyPk RehabPh2-KellySt Ped	2,245,223	1,285,814	-	959,408	57.3%	C. Graham	Construction to continue through 2023.

City of Hamilton
Capital Projects Status Report - Tax Supported
As of December 31, 2022

YEAR APPROVED	PROJECT ID	DESCRIPTION	APPROVED BUDGET (\$)	ACTUAL EXPENDITURES (\$)	PO COMMITMENTS (\$)	AVAILABLE BALANCE (\$) d = a - b - c	% COMPLETE e = (b+c) / a	Project Manager	STATUS EXPLANATION as of December 31, 2022
			a	b	c	d	e		
2020	4402056926	ICIP CCR - HAAA Park Redevelop	1,647,000	247,247	-	1,399,753	15.0%	C. Graham	Detailed design continues into Q2 2023, tendering and construction start to follow. Coordinated with project ids 4401956926 and 4241609109 ICIP CCR grant project.
2021	4242109310*	Woodlands Spraypad	710,000	156,020	-	553,980	22.0%	A. McDonald	Project to install a spray pad and shade structure ongoing and planned completion in Q4 2023.
2021	4242109808*	Keddy Trail Public Art	180,000	68,889	-	111,111	38.3%	K. Coit	Six murals completed in Q3 2022, remaining funds will be available for murals near the bridge
2021	4402155600	Parks Testing and Reporting	60,000	42,114	-	17,886	70.2%	C. Graham	Funds used for testing for park development and redevelopment projects including geotechnical and environmental testing as required.
2021	4402156002*	Ryckman's Park Pathway	102,000	84,497	-	17,503	82.8%	A. McDonald	Project completed. Project to be closed once commitments are complete and funds returned to source.
2021	4402156006	Rail Trail Improvements	298,000	76,037	-	221,963	25.5%	C. Graham	Studies ongoing in 2023 to inform future design and construction of improvements to the rail trail from Corktown Park to Mohawk Road East.
2021	4402156104	RecTrails MstrPln study update	300,000	51,890	-	248,110	17.3%	C. Graham	Update of the 2015 document, and new Mountain Bike Study. Mountain Bike study to commence early in 2023. Update to Trails Master plan to be combined with Transportation Master plan update in 2023 to avoid duplication.
2021	4402156117*	Victoria Prk Spray Pad Replace	1,100,000	328,251	-	771,749	29.8%	C. Graham	Archaeological work on site continuing into spring 2023. Construction to commence in Q2 2023. Project coordinated with Project ID 4241509110 - Victoria Park Resurface Splash Pad. Canada Community Building Fund grant project.
2021	4402156119*	RT Steele Park	500,000	419,565	-	80,435	83.9%	A. McDonald	Project completed. Close out commitments and then PID and return funds to source.
2021	4402156120	Cherry Beach Park	320,000	66,951	-	253,049	20.9%	C. Graham	Consultants hired to undertake Environmental Impact Statement (EIS) and archaeological work which will continue into Q2 2023. Park and trail design in the future.
2021	4402156121	TiffanyHillsPrkPthwytoSchool	330,000	5,088	-	324,912	1.5%	A. McDonald	Tender has been awarded and work proposed to be completed Q2/3 2023.
2021	4402156123	Citywide Park Master Plan	400,000	357,488	-	42,512	89.4%	C. Graham	Study to establish a Park Master Plan for the city's park and open space system, including parkland acquisition strategy. Joint project with H&SC and PED. Consultation ongoing. Draft completion by Q1 2023, with final report in Q2 2023.
2021	4402156124*	Mtn Drive Park Redevelopment	300,000	104,858	-	195,142	35.0%	C. Graham	Master Plan is complete. Timing is coordinated with Facilities building project which will include demolition and construction of new building on site throughout 2023. Detailed design funding has been appropriated, with construction to follow in future.
2021	4402156125	WilliamConnellPrk-Entrance	75,000	87,348	-	(12,348)	116.5%	C. Graham	Project holdback processed in October 2022. Keep open for final reconciling. Appropriation from other LAS PID's required to fund deficit.
2021	4402149607	Outdoor Ice Rink Program	50,000	-	-	50,000	0.0%	Kara Bunn	Design work ongoing to prepare specs for future ice hut replacements. Scenic Woods Ice Rink Hut to be replaced Q3 2023.
2022	4242209702	Eastmount Park Pathway	90,000	73,362	-	16,638	81.5%	A. McDonald	Park pathway work completed, design work for the lighting is underway to be completed Q2 2023.
2022	4402210555	2022 Chargebacks - Open Space	-	-	-	-	N/A	C. Graham	Operating costs are recovered from this project and allocated to various Open Space Development projects. Costs were fully recovered & reallocated in December 2022.
2022	4402252200	Glanbrook Hills Playgrnd Refrb	200,000	-	-	200,000	0.0%	Andrea McDonald (AMcDonald)	Engagement completed, tendering ongoing, Planned construction Q2-3 2023.
2022	4402256102	Stadium Precinct Community	19,000,000	314,162	-	18,685,838	1.7%	C. Graham	Environmental study and approvals ongoing in 2023. Additional study required due to unforeseen conditions and new areas for testing that has been difficult to schedule due to industry shortages. Detailed design work to be coordinated with Risk Assessment. Construction to follow in future years.
2022	4402256105	Eastwood Park Redevelopment	878,000	45,968	-	832,032	5.2%	C. Graham	Project to replace existing spray pad with new updated spray pad. Grant funded through Ontario Trillium Fund. Tender anticipated in Q1 2023 with construction to follow.
2022	4402256108	Broughton Park Upgrades	100,000	10,037	-	89,963	10.0%	C. Graham	Project to replace aging assets at Broughton Park including spray pad. Project on hold pending land ownership resolution.
2022	4402256110	Golf Links Park Ice Rink	170,000	23,756	-	146,244	14.0%	C. Graham	Project to create servicing to support community-led ice rink program at the park. Design work completed, construction ongoing in Q1 2023.

City of Hamilton
Capital Projects Status Report - Tax Supported
As of December 31, 2022

YEAR APPROVED	PROJECT ID	DESCRIPTION	APPROVED BUDGET (\$)	ACTUAL EXPENDITURES (\$)	PO COMMITMENTS (\$)	AVAILABLE BALANCE (\$) d = a - b - c	% COMPLETE e = (b+c) / a	Project Manager	STATUS EXPLANATION as of December 31, 2022
			a	b	c	d	e		
2022	4402256111	Highland Gardens Park	120,000	12,045	-	107,955	10.0%	C. Graham	Project to redesign park and trail to address drainage, access, and planting at park in Ward 1. Hamilton Water asset, and coordination is required. Design work to begin in 2023.
2022	4402256115	Olympic Park Hockey Rink	336,000	33,726	-	302,274	10.0%	C. Graham	Project to design an outdoor hockey rink amenity at Olympic Park. Work in 2022 to investigate permits, approvals and design. In 2023, project is on pause awaiting feedback from Recreation and discussions with Hydro One.
2022	4402256116	Pipeline Trail Gateway	577,500	78,040	-	499,460	13.5%	C. Graham	Project to design and construct gateway parkette at Ottawa Street and Main Street, at the beginning of the Pipeline Trail, consistent with the 2015 Pipeline Trail master plan. Project on pause awaiting coordination with LRT.
2022	4402256118	Churchill Park	150,000	15,056	-	134,944	10.0%	C. Graham	Phase 3 design works have commenced and will continue through 2023. Collaborative effort with Facilities. Construction to follow in future year.
2022	4402256124	Sam Lawrence Park	1,701,000	170,734	-	1,530,266	10.0%	C. Graham	Detailed design is progressing, and NEC application underway. Tender in 2023 with construction to follow. Coordinated with project id 4401656603.
2022	4402256203	Gourley Park Spray Pad Redevel	585,000	7,778	-	577,222	1.3%	C. Graham	Original project to update existing spray pad with new spray pad. Project expanded to include redevelopment of other park amenities including multi-use court, paths and drainage. Design process commenced in 2023, with construction to follow in future year.
2022	4402256204	William Connell Phase 3	1,200,000	120,447	-	1,079,553	10.0%	C. Graham	Project to create Winter Wonderland park, including toboggan hill, artificially cooled ice loop and supporting amenities. Work in 2023 to complete studies including archaeology and natural heritage. An archaeological site has been identified with need for protection. Redesign work underway in 2023 to gain approvals from Ministry of Tourism Culture and sport, and Indigenous communities to protect the site.
2022	4242209107	Churchill Park Stairs	180,000	-	-			C. Graham	Project is ongoing
2022	4242209206	John Rebecca Park Security	35,000	-	-			D. Duarte	Project is ongoing
<i>Sub-Total Open Space Development</i>			125,539,953	51,286,044	0	74,253,909	40.9%		
<i>Parks Operations</i>									
2017	4241709109*	Kirkendall S Parks Improv	319,999	122,112	-	197,887	38.2%	A. McDonald	Beulah Park Play Structure Completed. Ward Councillor to determine program for remaining funds. Project to be transferred to Ward 1 as Parks work is completed.
2018	4241809103*	Cootes Floating Bridge	45,000	26,124	-	18,876	58.1%	A. McDonald	Project coordinated with Hamilton Harbour Waterfront Trail upgrades DMAF project. Delays in design due to consulting team staffing changes, during design structural issues were noted and further design required. Design work ongoing into 2023. Construction anticipated in November 2023.
2020	4242009404*	RT Steel Park Redev	60,000	8,112	-	51,888	13.5%	A. McDonald	Project completed. Close project and return funds to source.
2018	4401855801	Emergency Shoreline Study	340,000	259,251	-	80,749	76.3%	C. Graham	Study is complete, and remaining work is training of staff for monitoring of shoreline damage. Training delayed in 2021 and 2022 due to COVID restrictions. Planning underway to schedule training in summer 2023.
2018	4401855802	Confederation Beach Shoreline Replacement	875,000	405,700	-	469,300	46.4%	A. McDonald	Work completed. Additional sites under review Q2/2023, to be used to repair shoreline at Confed as damage occurs due to extreme storms and seasonal changes and asset removals as needed.
2019	4241909701*	Hill Park Pickleball Court	415,000	212,657	-	202,343	51.2%	S. Hasselman	Project is completed and balance to fund future works at that site with Recreation staff/Parks staff as per request of Councillor.
2019	4401955800	QC-CA-Parks & Cemetery Material Testing	18,766	17,415	-	1,351	92.8%	A. McDonald	Project complete. Close Project and move remaining funds to 2023 Project for QA/QC.
2019	4401956600	Olmstead Open Space-Monitoring	47,000	10,759	-	36,241	22.9%	C. Graham	Monitoring ongoing for prairie grass establishment. Ongoing weed removal and additional planting as required. Will continue in future years.
2019	4401956902	Red Hill Phase 3 and 4 Park	650,000	550,754	-	99,246	84.7%	C. Graham	Grading works to address drainage at park. Work to be complete in Q2 2023.
2020	4242009407*	McQuesten Farm Walkway	230,000	162,552	-	67,448	70.7%	A. McDonald	Project completed Q3 2022. Awaiting final invoices to be paid prior to closing PO.
2020	4402049006	Millgrove Drainage & Repair	115,000	76,685	-	38,315	66.7%	K. Bunn / A. McDonald	Phase one of project complete. Remaining funds to be moved to the 2023 Millgrove Drainage & Repair Project. Project can be closed.

City of Hamilton
 Capital Projects Status Report - Tax Supported
 As of December 31, 2022

YEAR APPROVED	PROJECT ID	DESCRIPTION	APPROVED BUDGET (\$)	ACTUAL EXPENDITURES (\$)	PO COMMITMENTS (\$)	AVAILABLE BALANCE (\$) d = a - b - c	% COMPLETE e = (b+c) / a	Project Manager	STATUS EXPLANATION as of December 31, 2022
			a	b	c	d	e		
2020	4402049104	Security Lighting Program	155,200	149,596	-	5,604	96.4%	K. Bunn	Lighting replacements at various parks and retrofits for escarpment stairs completed. Remaining funding to be used for 2023 lighting projects.
2020	4402049107	Park Fencing Program	210,697	147,336	-	63,360	69.9%	K. Bunn	All works completed. Remaining funds to be used for park fencing improvements to be completed Q3 2023.
2020	4402051904	Wild Waterworks - CapMntnce	530,000	268,230	-	261,770	50.6%	K. Bunn	Final HCA invoice received in 2023. Final payments to be processed Q1 & Q2. Project will not realize all commitments and will not require additional funding. Any remaining funds will be returned to source.
2020	4402052100	CSA Safety Material Replace	474,136	435,472	-	38,664	91.8%	K. Bunn	Funds to be used to fund 2023 play structure replacements Q4 2023.
2020	4402052600	Playground Lifecycle Replace	860,000	667,569	-	192,431	77.6%	K. Bunn	Hold remaining funds for Millgrove Park and Broughton East Park play equipment replacement. Millgrove to be completed Q4 2023, Broughton East to be determined.
2020	4402053001	Cemetery Document Digitization	165,000	152,500	-	12,500	92.4%	K. Bunn	Proposed completion Q3 2023
2021	4242109102*	Glenside Pathway	132,000	48,980	-	83,020	37.1%	A. McDonald	Ontario Land Tribunal Decision completed and the City is able to proceed with the lighting installation. Coordination of works ongoing, installation to be completed March 2023.
2021	4242109109*	Ward 1 Park Improvements	146,000	51,207	-	94,793	35.1%	A. McDonald	Mapleside / Radial Parks - Play equipment RFQ complete, construction March/April 2023. Project will not be over spent as not all PO commitment contingencies will be required.
2021	4242109110*	W1 Park Pathway Improvements	90,000	54,028	-	35,972	60.0%	A. McDonald	Churchill & Beulah Parks completed. Staff to discuss with Ward 1 Councillor next steps and options for remaining path.
2021	4242109404	Kenilworth Trf Crcl Beaut	275,000	-	-	275,000	0.0%	R. Pollard	Project work is ongoing, with investigations complete to determine irrigation for the planting area. Construction is anticipated in spring 2023. Project coordinated with 4242109402.
2021	4242109503*	Father Sean O'Sullivan Park	210,000	-	-	210,000	0.0%	A. McDonald	Project to update play structure ongoing with planned completion Q3 2023.
2021	4242109505*	Red Hill Neighbourhood Park	100,000	6,086	-	93,914	6.1%	A. McDonald	Play structure engagement and design completed. Project planned for Q2 2023 completion.
2021	4242109701*	Inch Park Play Structure	150,000	4,381	-	145,619	2.9%	C. Graham	Project involves the design and construction of an accessibility focussed play area at Inch Park. Detail design and consultation to take place in 2023 with construction to follow in future year.
2021	4242109704*	460 Concession Playground	175,000	-	-	175,000	0.0%	A. McDonald	George L Armstrong School playground equipment scheduled installation Q3 2023.
2021	4402111601	Cemetery Roads Rehab Program	243,614	210,645	-	32,970	86.5%	K. Bunn / A. McDonald	Eastlawn Cemetery road replacement phase 1 completed. Remaining funds to be combined with 2023 Cemetery Roads Capital program.
2021	4402149003	Backflow Prvntn for Prks Fac	740,000	322,101	-	417,899	43.5%	K. Bunn / A. McDonald	Backflow installations expected to be completed in 2023. Six locations delayed due to supply chain issues on required parts. Maintenance and monitoring of program development to continue in 2023.
2021	4402149007	Cemetery Columbarium	140,000	71,232	-	68,768	50.9%	K. Bunn / A. McDonald	Unit installed at Parkside Cemetery in 2022, installation of new units at Eastlawn Cemetery and Mountview Cemetery Q2 2023.
2021	4402149009	Sport Lighting	40,000	23,264	-	16,736	58.2%	K. Bunn / A. McDonald	Funding is required for removal and replacements to be completed in Q2/3 2023.
2021	4402149101	Prk Pthwy Resurfacing Prgrm	569,054	355,265	-	213,789	62.4%	K. Bunn / A. McDonald	Funding to support playground sites where accessible paths are being added, and park pathway replacements.
2021	4402151001	Equipment Upgrades	75,000	23,750	-	51,250	31.7%	K. Bunn / A. McDonald	These funds are to cover the cost of upgrades for new vehicles and equipment. These funds will be spent as new vehicles come on board.
2021	4402151601	Equipmnt Acquisition(DC)Prgrm	494,000	-	-	494,000	0.0%	R. Wagner / K. Bunn	Awaiting for Contract Issuance for some items. Supply chain backlog has delayed purchasing. Working with Fleet to purchase two UTVs (tender has been issued), a chipper (demos on-going), a trailer (on hold as per Fleet) and a flail attachment (researching options). As well as 2 new 6 Cu. Yd. packers (ordered) and a beach groomer (Delivered Q4 2022). COVID-19 restrictions delayed demos and contracts. Supply chain issues now compound the delays.
2021	4402151700	SmallEquipReplace(Rsrve)Prgrm	159,934	72,932	-	87,002	45.6%	R. Wagner / K. Bunn	Equipment Purchased in Q4 2022, invoices processed after Dec 31, 2022. Funds to be used for Battery Small Equipment Trials Q2/Q3 2023. Also additional units as season work begins and units are deemed to be end of useful life.
2021	4402151903	ConfedBeach-Cap Mntnce Prgrm	611,670	230,259	-	381,411	37.6%	K. Bunn / A. McDonald	Work to continue into 2023, managed by HCA.

City of Hamilton
 Capital Projects Status Report - Tax Supported
 As of December 31, 2022

YEAR APPROVED	PROJECT ID	DESCRIPTION	APPROVED BUDGET (\$)	ACTUAL EXPENDITURES (\$)	PO COMMITMENTS (\$)	AVAILABLE BALANCE (\$) d = a - b - c	% COMPLETE e = (b+c) / a	Project Manager	STATUS EXPLANATION as of December 31, 2022
			a	b	c	d	e		
2021	4402152100	CSA Safety Mat ReplacePrgrm	161,030	161,380	-	(349)	100.2%	K. Bunn / A. McDonald	Tender underway for new play structures, and safety material at H+B Warden Park, Cherry Heights Park, Rockcliffe Gardens Park, Lynden Lions South Park, construction Q2-3 2023.
2021	4402152600	Plygrmd Life Replace Prgrm	1,183,328	433,484	-	749,844	36.6%	K. Bunn / A. McDonald	New play structures to be installed Q2/Q3 2023, H+B Warden Park, Cherry Heights Park, Rockcliffe Gardens Park, Lynden Lions South Park.
2021	4402154699	Tennis&Multi-useCrt RehabPrgrm	323,948	207,624	-	116,325	64.1%	K. Bunn / A. McDonald	Hunter Estates Park MU Court Replacement Q3/4 2023. Meadowlands Park and Eleanor Park completed. Remaining funds to support Multi-Use court replacement at Hunter Estate Park in 2023.
2021	4402156520	ICIP Gage Park Walkways	1,550,000	898,244	-	651,756	58.0%	C. Graham	Project was approved for funding through ICIP Covid-19 Resiliency stream. Construction is complete, with final invoices processed and substantial performance to be issued in Q4 2022. Holdback release being processed in March 2023.
2022	4242209131	Bullocks Tennis Courts	300,000	-	-	300,000	0.0%	A. McDonald	Project tendering completed with anticipated work to be completed Q3 2023.
2022	4242209142	Carpenter Park Surfacing	75,000	-	-	75,000	0.0%	A. McDonald	Project of replacing the rubber surfacing at the outdoor fitness area in Carpenter park delayed due to weather and rubber curing conditions. To be completed Q2 2023.
2022	4242209301	Woodlands Park Improvement	80,000	83,736	-	(3,736)	104.7%	A. McDonald	Project completed, to close Po's and return unspent funds to source.
2022	4242209501	Veevers Park Fencing	42,000	-	-	42,000	0.0%	A. McDonald	Project to be completed in Q1 2023
2022	4242209802	Newlands Park Fitness Equip	120,000	97,606	-	22,394	81.3%	K. Bunn	Fitness stations and Rock Climbing Rock installation complete. PO's to be closed. Project to be closed and funds to be returned to source.
2022	4242209804	Wheelchair Accessible Swing	60,000	-	-	60,000	0.0%	A. McDonald	Design and location for wheelchair swing at William Connell Park ongoing. Wheelchair Swing to be installed at William Connell Park Q2/3 2023.
2022	4242209807	Melville Bailey Park Alley	69,000	46,603	-	22,397	67.5%	A. McDonald	Pathway pavement completed, site restoration to soft landscape to be completed Spring 2023.
2022	4402249900	Mohawk Sports Park Track Impr	140,000	91,441	-	48,559	65.3%	K. Bunn	Shade Structure completed, invoicing ongoing. Remaining funds to be utilized for future works at same site.
2022	4242209106	Dundurn Park Imp	250,000	-	-	250,000	0.0%	A. McDonald	Project to include the replacement of the existing play structure. Work to be combined with other like projects and construction to begin in Q3 2023.
2022	4242209402	Montgomery Park Backboards	6,000	3,053	-	2,947	50.9%	A. McDonald	Project includes the procurement and installation of acrylic backboards. To be completed Q1/2023.
2022	4242209705	Ward 7 Play Structures	875,000	-	-	875,000	0.0%	A. McDonald	Project to include the replacement of the existing play structures at Elmar Park, Macassa Park and Peace Memorial Parks. Work to be combined with other like projects, construction to begin Q4 2023.
2022	4242209707	Thorner Park Improvements	350,000	-	-	350,000	0.0%	A. McDonald	Project to include the replacement of the existing play structure, park pathways be replaced as part of a Phase 2 program with Landscape Architectural Services. Community engagement and design works to be initiated, Q1/2 2023, construction to follow 2024
2022	4242209708	Thorner Park Study	150,000	-	-	150,000	0.0%	C. Graham	Playground replacement is anticipated as part of a larger 2023 playground replacement tender.
2022	4242209709	Thorner Park Pathway	150,000	-	-	150,000	0.0%	A. McDonald	Project to include the replacement of the existing play structure Q4 2023.
2022	4242209808*	Ward 8 Play Structures	675,000	-	-	675,000	0.0%	A. McDonald	Project to include the replacement of the existing play structures at William Bethune Park, Alison Park and T.Melville Bailey Parks. Work to be combined with other like projects. Construction to begin in Q3 2023.
2022	4242209810	Park Pathway Improvements	60,000	-	-	60,000	0.0%	A. McDonald	Partial Park Pathway replacement work proposed at Kennedy East Park, to be completed Q2/3 2023.
2022	4242209811	Captain Cornelius Park	24,000	-	-	24,000	0.0%	A. McDonald	Funding for accessibility improvements at play structure. Work to be completed Q2 2023
Sub-Total Parks Operations			16,506,377	7,170,126	0	9,336,250	43.4%		
Forestry & Horticulture									
2011	4451153001	Emerald Ash Borer Plan	24,776,631	21,281,409	-	3,495,222	85.9%	R. Pollard	All work on this project is complete and staff will provide Council with an Information report in March 2023 at which time the project can be closed. The project is under budget.

City of Hamilton
Capital Projects Status Report - Tax Supported
As of December 31, 2022

YEAR APPROVED	PROJECT ID	DESCRIPTION	APPROVED BUDGET (\$)	ACTUAL EXPENDITURES (\$)	PO COMMITMENTS (\$)	AVAILABLE BALANCE (\$) d = a - b - c	% COMPLETE e = (b+c) / a	Project Manager	STATUS EXPLANATION as of December 31, 2022
			a	b	c	d	e		
2020	4452051700	2020 Small Equipment Replace	74,577	51,750	-	22,828	69.4%	R. Wagner	Remaining funds to be spent on Rototillers for horticulture and other small equipment that reached end of useful life. Project expected to close Q3 2023.
2021	4242109402*	Kenilworth Traffic Cri Beaut	25,000	9,321	-	15,679	37.3%	C. Gibbons	Project work is ongoing, with investigations complete to determine irrigation for the planting area. Construction is anticipated in spring 2023. Project coordinated with 4242109404.
2021	4452149101	Irrigation Upgrades	148,768	-	-	148,768	0.0%	C. Gibbons	Project is scheduled to be completed by end of Q2 2023. Delay on project was due to supply issues with irrigation components.
2021	4452153101	Tree Inventory	300,000	153,099	-	146,901	51.0%	R. Pollard	Project is scheduled to be completed by end of Q4 2023. Project is on budget and will utilize all available funds. Staff will be issuing a tender for remaining work in March 2023.
2021	4452153444	Tree Planting Program	2,859,396	2,457,013	-	402,383	85.9%	R. Pollard	Open POs will be reviewed and closed out by end of 2023, at which time project can be closed out. Project is under budget and funds will be moved to current year's Project ID as this is an annual project.
2022	4452253203	Hort Depot Upgrade Feas Study	148,151	101,093	-	47,058	68.2%	R. Pollard	Project is under budget due to favorable pricing and will be closed out in early 2023 once invoices are paid.
2022	4452253204	Fleet Assets - Forestry & Hort	120,000	-	-	120,000	0.0%	R. Pollard	Vehicle shortages and delays are causing issues. Waiting on pricing. Fleet and procurement are working on a new contract for these vehicles. Crew Cab documents in process. Pickup truck documents to be issued by fleet.
2022	4452253205	Horticulture Polyhouse Constru	87,000	61,057	-	25,943	70.2%	R. Pollard	Project is complete, waiting on final invoices for utility installations which will utilize the remaining funds as the project is on budget.
<i>Sub-Total Forestry & Horticulture</i>			28,539,523	24,114,742	0	4,424,781	84.5%		
Sub-Total Parks Division			170,585,853	82,570,913	-	88,014,940	48.4%		

Waterfront Program									
2013	4401356801	Confederation Park - Sports Park Development	18,099,185	15,967,898	-	2,131,286	88.2%	C. Graham	Phases 2 and 3 are under construction, and will continue into June 2023. Appropriation required to fund project deficit before closure.
2015	4411506104	West Harbour Draft Plan&Zoning	641,540	636,877	-	4,663	99.3%	E. English	Complete, however, minor work continues to arise.
2015	4411506105	Pier 5-7 Marina Reconstruction	8,785,000	9,347,217	-	(562,217)	106.4%	E. English	Project complete; Variance is made up of revenues expected from RYHC and HOPA per finance agreements. RHYC and HOPA have been invoiced. Payment of ~\$157K from HOPA rec'd per settlement; \$131,500 payable upon expansion.
2015	4411506106	Marina Services & Gas Dock	1,260,000	1,203,244	-	56,756	95.5%	E. English	Complete - close once p.o. has been paid/cleared
2015	4411506107	Pier5-7 Marina Shoreline Rehab	13,593,700	7,478,224	-	6,115,476	55.0%	E. English	Complete - close once p.o. has been paid/cleared
2015	4411506108	West Harbour RSC	1,633,900	1,646,020	-	(12,120)	100.7%	E. English	99% complete - Certificate of Property Use finalized; RSC has been resubmitted to the MECP. Additional reporting to MEC required.
2015	4411506109	West Harbour Site Remediation	1,682,000	1,272,381	-	409,619	75.6%	E. English	Complete, however, minor work continues to arise.
2015	4411506111	Bayfront Park Beach Study	288,850	231,275	-	57,575	80.1%	E. English	Study complete; surplus funds should be used to advance investigation of alternate uses of beach area.
2015	4411506201	Central Park Master Plan	100,000	111,766	-	(11,766)	111.8%	E. English	Ongoing - completion Q2 2023.
2016	4411606001	CHH Site Servicing Study (Jamesville)	120,000	15,453	-	104,547	12.9%	E. English / C. Phillips	Council Approved the Planning Applications (PC Report 22-013-PED22155) August 12, 2022. Subsequent 3rd-Party appeal to the Ontario Land Tribunal (OLT) by CN Rail. Settlement negotiations are on-going with the solution expected by Q.4 2023. Responsibility for site servicing will be transferred to JRLP after final Planning approvals are approved.
2016	4411606002	Real Estate Disposition Process	981,276	921,036	-	60,240	93.9%	E. English / C. Phillips	Project on-going work includes the execution of the Development Agreement between the City and Waterfront Shores. Initial Phasing Plan has been received. Site Plan Applications for Blocks 3&6 and OPA/ZBA for Block-16 are expected to be complete by Q.3 2023.

City of Hamilton
Capital Projects Status Report - Tax Supported
As of December 31, 2022

YEAR APPROVED	PROJECT ID	DESCRIPTION	APPROVED BUDGET (\$)	ACTUAL EXPENDITURES (\$)	PO COMMITMENTS (\$)	AVAILABLE BALANCE (\$) d = a - b - c	% COMPLETE e = (b+c) / a	Project Manager	STATUS EXPLANATION as of December 31, 2022
			a	b	c	d	e		
2016	4411606003	Community Engagement Imp.	460,000	395,375	-	64,625	86.0%	E. English / C. Phillips	Tourism & Culture Division (PED) will take carriage over the Pier 8 public animation program for 2023. MLDO (PED) Staff will implement comprehensive Community Engagement program throughout 2023 as an on-going program.
2016	4411606004	Marketing Communication Imp.	450,000	129,813	-	320,187	28.8%	E. English / C. Phillips	MLDO (PED) Staff will implement comprehensive marketing and communications program throughout 2023 as an on-going program.
2016	4411606101	Pier 6-8 Servicing Design	1,060,000	929,049	-	130,951	87.6%	E. English	Ongoing through condo development.
2016	4411606102	Pier 5-7 Boardwalk	18,644,300	17,047,685	-	1,596,615	91.4%	E. English	Complete - close once p.o. has been paid/cleared
2016	4411606103	Pier 6 Artisan Village (CAN150)	1,791,900	111,888	-	1,680,012	6.2%	E. English	Remainder to be managed by City starting in 2023 (design) and construction (2024+). Will likely need to be transferred to Facilities for implementation.
2016	4411606104	Pier 7 Commercial Village	3,095,100	438,138	-	2,656,962	14.2%	E. English	Ongoing - HWT 22-01 - construction completion Q3 2023.
2016	4411606105	Pier 8 Shorewall	16,495,000	15,589,724	-	905,276	94.5%	E. English	Complete - close once p.o. has been paid/cleared
2016	4411606106	Pier 8 Promenade	8,310,000	8,153,988	-	156,012	98.1%	E. English	Complete - close once p.o. has been paid/cleared
2016	4411606111	Bayfront Park Beach Rehab	280,000	86,030	-	193,970	30.7%	E. English	Implementation on hold; alternative use options to be considered in 4411506111 Bayfront Park Beach Study
2016	4411606201	Bar-Tiff Site Remediation	290,000	198,976	-	91,024	68.6%	E. English	Phase 1 ESA complete. Additional study (Phase 2) not being pursued at this time.
2016	4411606202	Bar-Tiff Site Servicing Study	180,000	32,362	-	147,638	18.0%	E. English	MOU executed and site due-diligence is on-going.
2016	5121692001	Central Park Remediation	5,150,000	4,926,023	-	223,977	95.7%	E. English	Ongoing - completion Q2 2023.
2017	4411706101	Pier 6-8 Servicing Constrn	9,559,500	8,891,986	-	667,514	93.0%	E. English	Servicing complete. Streetscaping after condo development. Temporary parking.
2017	4411706102	Pier 8 Park	1,919,300	348,918	-	1,570,382	18.2%	E. English	RFT has been completed; will be posted Q1 2023.
2017	4411706103	Bayfront Park Upgrades Ph 1	500,000	24,167	-	475,833	4.8%	E. English	Will be reviewing this project Q2 2023.
2017	4411706104	Artisan Village Design Study	110,000	105,072	-	4,928	95.5%	E. English	Project underway by HWT - completed Q3 2023.
2017	4411706105	WH Parking Garage Feasibility	300,000	15,291	-	284,709	5.1%	E. English	Draft RFP completed; review Q2 2023 before posting.
2017	4411706201	Bar-Tiff Real Est Solicitation	200,000	-	-	200,000	0.0%	E. English	City & Hamilton Film Studios have an executed MOU. Due-diligence stage is on-going with funds dedicated for City studies.
2018	4411806102	Macassa Bay Shoreline Improv	4,350,000	245,654	-	4,104,346	5.6%	E. English	Draft RFP has been completed. To be reviewed with Indigenous Relation.
2018	4411806103	Macassa Bay Boardwalk Trail	4,100,000	83,690	-	4,016,310	2.0%	E. English	Draft RFP has been completed. To be reviewed with Indigenous Relation.
2018	4411806104	West Harbour Public Art	1,020,000	382,990	-	637,010	37.5%	E. English	Installation scheduled for Q2 2023.
2018	4411806105	Police Marine Facility Replac	646,761	620,452	-	26,308	95.9%	E. English	Complete - close once p.o. has been paid/cleared
2018	4411806106	James St CSO Tank overflow pipe	375,000	59,873	-	315,127	16.0%	E. English	Overflow pipe installed under current Contract with Seawaves
2019	4411906101	Discovery Centre Charges	-	811,965	-	(711,338)	N/A	N/A	Operating Expenses for Discovery Centre Facility to be accumulated and recovered from sale of building as per Confidential Council Report CM18002
2020	4412006105	Pier 8 - Utilities	3,750,000	36,033	-	3,713,967	1.0%	E. English	Installation now scheduled for Q2 2023; complete Q4 2023.

City of Hamilton
 Capital Projects Status Report - Tax Supported
 As of December 31, 2022

YEAR APPROVED	PROJECT ID	DESCRIPTION	APPROVED BUDGET (\$)	ACTUAL EXPENDITURES (\$)	PO COMMITMENTS (\$)	AVAILABLE BALANCE (\$) d = a - b - c	% COMPLETE e = (b+c) / a	Project Manager	STATUS EXPLANATION as of December 31, 2022
			a	b	c	d	e		
2018	4411806201	Central Park Redevelopment	1,647,000	1,643,557	-	3,443	99.8%	E. English	Ongoing - completion Q2 2023
2021	4412106102	Bayfront Prk Upgrades Ph 2	1,260,000	1,977	-	1,258,023	0.2%	E. English	Will be reviewing this project Q2 2023.
2021	4412106103	Pier 8 - Streetscaping	1,000,000	-	-	1,000,000	0.0%	E. English	Pier 8 Streetscaping completed as development blocks are completed by Waterfront Shores.
2022	4412206104	Police Marine Facility Replace	5,700,000	1,977	-	5,698,023	0.0%	E. English	Ongoing Discussion as to who will lead this project.
2023	4412306101	Pier 8 Greenway	-	1,977	-	(1,977)	N/A	E. English	Pier 8 Greenway completed as adjacent development blocks are completed by Waterfront Shores.
Sub-Total West Harbour Initiative			139,829,311	100,144,045	0	39,785,893	71.6%		
TOTAL PUBLIC WORKS - TAX FUNDED			1,585,424,711	705,404,954	-	880,019,757	44.5%		

City of Hamilton
Capital Projects Status Report - Rate Supported
As of December 31, 2022

YEAR APPROVED	PROJECT ID	DESCRIPTION	APPROVED BUDGET (\$)	ACTUAL EXPENDITURES (\$)	PO COMMITMENTS (\$)	AVAILABLE BALANCE (\$) d = a - b - c	% COMPLETE e = (b+c) / a	Project Manager	STATUS EXPLANATION as of December 31, 2022
			a	b	c	d	e		

PLANNING & ECONOMIC DEVELOPMENT

Growth Management Division

2005	5160507001	N Glanbrook Industrial BP Serv	35,486,278	19,006,164	-	16,480,114	53.6%	T. Sergi / G. Norman	Money planned to be used for infrastructure payments. Review of projects required in conjunction with RHBP - Twenty Road (3620707005). Discuss with Finance and potentially Real Estate.
2010	5141096011	2010 Intensification Infra Upgrades	400,000	281,666	-	118,334	70.4%	T. Sergi / G. Norman	Allocation to pay for unanticipated intensification projects when identified. Pilot project completed. Hamilton Water PO still open for work on the Water and Wastewater and Stormwater Interim Infrastructure Master Plan.
2011	5141180195	Green Mtn-First W to Upp Centennial	760,000	463,750	-	296,250	61.0%	T. Sergi / G. Norman	Project constructed. Confirm for final payment.
2011	5141196011	2011 Intensification Infra Upgrades	400,000	4,155	-	395,845	1.0%	T. Sergi / G. Norman	Allocation to pay for unanticipated intensification projects when identified. Water Servicing Strategy for Downtown Hamilton Charter initiated February 2022 by Hamilton Water.
2013	5141380370	Upper Mount Albion - Highland	480,000	556,776	-	(76,776)	116.0%	T. Sergi / G. Norman	Project constructed. Reviewing for final payments.
2015	5141595558	Centennial Valve Chamber #3	16,550,000	13,899,724	-	2,650,276	84.0%	T. Sergi / G. Norman	(Trunk watermain for Red Hill) Project constructed. Reviewing for final payments. Review with construction regarding payments. Confirm for final payment.
2016	5141680680	Miles - Ext Terni (E & W leg)	80,000	693	-	79,307	0.9%	T. Sergi / G. Norman	To be constructed when adjacent development proceeds.
2016	5141680682	Dundas - Spring Crk to Skinner	570,000	12,609	-	557,391	2.2%	T. Sergi / G. Norman	Constructed. Waiting for invoicing. (Waterdown Bay)
2018	5141880886	Pritchard Connect WM 355-601	110,000	693	-	109,307	0.6%	T. Sergi / G. Norman	Project will be initiated in conjunction with 25T-201402. Hamilton Conservation Authority (HCA) permit required.
2018	5141880887	WM St. A. Ext to Pritchard	70,000	693	-	69,307	1.0%	T. Sergi / G. Norman	Project will be initiated in conjunction with 25T-201402. Hamilton Conservation Authority (HCA) permit required.
2019	5141980955	Centennial-Servicing Study	100,000	693	-	99,307	0.7%	T. Sergi / G. Norman	Project to be initiated in 2023
2019	5141996011	2019-Intensification Infra Upgrades	400,000	693	-	399,307	0.2%	T. Sergi / G. Norman	Allocation to pay for unanticipated intensification projects when identified.
<i>Sub-Total Water Growth Program</i>			55,406,278	34,228,309	0	21,177,969	79.0%		

Storm Sewer Growth Program

2007	5180780774	SWMP - A1 Ancaster IBP	4,110,000	3,148,833	-	961,167	76.6%	T. Sergi / G. Norman	Pond constructed, subject to final invoicing.
2007	5180780784	SWMP-B8 Jackson Heights Ph 3	1,303,450	663,507	-	639,943	50.9%	T. Sergi / G. Norman	Pond constructed, interim condition Phase 3A, Phase 3B construction in 2023, Pond will be reconstructed for Ultimate condition.

2009	5180980961	Parkside Drive Storm Sewer	1,420,000	426,642	-	993,358	30.0%	T. Sergi / G. Norman	Storm sewers constructed (Parkside Hills Phase 1), developer to submit request for payment (holdback).
2010	5181055057	Airport Employment - Ph 3&4 EA	500,000	51,573	-	448,427	10.3%	T. Sergi / G. Norman	Implementation Strategy completed. Staff to initiate implementation update.
2011	5161180184	Highland-Winterberry-Mt Albion	610,000	1,036,359	-	(426,359)	169.9%	T. Sergi / G. Norman	Request and review account funding and payments. Review funding source for deficit. Received invoice in January 2023. (Central Park)
2011	5161180187	Garner Rd W-Raymond to Hwy 6	2,400,000	735,592	-	1,664,408	30.6%	T. Sergi / G. Norman	In design in 2023. Construction planned for 2024.
2011	5161196011	2011 Intensificatn Infra Upgrad	400,000	356,971	-	43,029	89.2%	T. Sergi / G. Norman	West Harbour Modeling and Analysis; completed per Public Works. Project to be closed after POs are finished.
2012	5161280290	Nash Area WW Sewer Outlet	4,530,000	4,760,542	-	(230,542)	105.1%	T. Sergi / G. Norman	Sewer constructed in conjunction with development (Empire); reviewing for status of completeness.
2012	5181280294	SWMP W19 - Parkside Hills Ph 2	2,210,000	693	-	2,209,307	0.0%	T. Sergi / G. Norman	To be constructed by developer in conjunction with Park Place Phase 2. Construction started.
2012	5181280297	SCUBE Master Drainage Plan EA	648,128	432,990	-	215,138	66.8%	T. Sergi / G. Norman	Block Plan Servicing Strategy (BSS) - Block 2 (C3-09-14) complete. Surplus money may be required for BSS1 and offsite studies. Appropriate funds from closing projects Specific Area Stormwater MP 5181355369 (\$89,089.63) & 5181155369 (\$46,413.33).
2014	5181480486	SWMP - St Elizabeth Ponds	560,000	12,870	-	547,130	2.3%	T. Sergi / G. Norman	Working with developer on approvals process for pond system retrofit.
2015	5181580585	Sheldon (H-9) & Mewburn (H-24)	800,000	737,593	-	62,407	92.2%	T. Sergi / G. Norman	Project complete. Open PO with Enbridge. Invoice to be submitted. Review Invoice situation.
2015	5181580586	SWMF H-24 (Mewburn Pond)	6,430,000	5,300,472	-	1,129,528	82.4%	T. Sergi / G. Norman	Project substantially complete. Final payment to be issued. Remedial work still outstanding.
2015	5181580594	First Rd W - Green Mtn to Mud	1,100,000	247,207	-	852,793	22.5%	T. Sergi / G. Norman	Sewer constructed in conjunction with road; substantially complete. Reviewing payments.
2015	5181580596	Green Mtn-Morrissey-First Rd W	490,000	1,011,122	-	(521,122)	206.4%	T. Sergi / G. Norman	Sewer constructed in conjunction with road; substantially complete. Reviewing payments.
2017	5161796011	Intensification Infra Upgrades	200,000	173,685	-	26,315	86.8%	T. Sergi / G. Norman	Wastewater/Stormwater Servicing Strategy for Downtown Hamilton underway. Completion of study expected Q4 of 2023.
2017	5181780090	Annual SWM Program	4,000,000	3,167,968	-	832,032	79.2%	T. Sergi / G. Norman	Allocation for new facilities as development proceeds.
2018	5161880184	Up Mt Albion-Highland to Rymal	800,000	500,693	-	299,307	62.6%	T. Sergi / G. Norman	Sewer constructed in conjunction with road; waiting on final invoice.
2018	5181880090	2018 Annual Storm Water Mngmnt	4,000,000	3,683,756	-	316,244	92.1%	T. Sergi / G. Norman	Allocation for new facilities as development proceeds.
2018	5181880281	Greystones Channel Rehab	200,000	693	-	199,307	0.3%	T. Sergi / G. Norman	Project has not been initiated. Will require permission from private landowners.
2018	5181880871	Borer's Creek Channel	1,160,000	693	-	1,159,307	0.1%	T. Sergi / G. Norman	Under construction by Parkside Hills developer.
2018	5181880887	Street A Ext to Pritchard-SS	350,000	693	-	349,307	0.2%	T. Sergi / G. Norman	Project will be initiated in conjunction with 25T-201402 including road extension. Still requires Hamilton Conservation Authority (HCA) permit and permit from Hydro One.
2019	5161980955	Centennial - Servicing Study	100,000	693	-	99,307	0.7%	T. Sergi / G. Norman	Project to be initiated in 2023
2019	5181980090	Annual SWM Program	1,635,996	693	-	1,635,303	0.0%	T. Sergi / G. Norman	Allocation for stormwater management facilities as development proceeds
2019	5181980961	Roxborough Storm Outlet	950,000	693	-	949,307	0.1%	T. Sergi / G. Norman	Scope of project has changed; review funding in conjunction with alternative solution being contemplated.

2019	5181980980	SWMP - SM18 (Central Park)	3,630,000	3,020,423	-	609,577	83.2%	T. Sergi / G. Norman	Pond has been constructed by developer (Central Park). Developer to submit request for payment.
2019	5181980981	SWMP - W1 (Waterdown Bay Ph2)	3,400,000	3,391,435	-	8,565	99.7%	T. Sergi / G. Norman	Works constructed. Payment made 2022. Close upon City Assumption.
2019	5181980983	SWMP - W3 (Waterdown Bay Ph2)	4,000,000	3,795,460	-	204,540	94.9%	T. Sergi / G. Norman	Works constructed. Payment made 2022. Close upon City Assumption.
2019	5181980984	SWMP - W4 (Waterdown Bay Ph2)	7,600,000	7,599,793	-	207	100.0%	T. Sergi / G. Norman	Pond constructed by developer (Waterdown Bay Phase 2). Developer to submit request for payment.
2020	5181980985	SWMP - W5 (Waterdown Bay Ph2)	3,860,000	3,482,216	-	377,784	90.2%	T. Sergi / G. Norman	Pond constructed by developer (Waterdown Bay Phase 2). Developer submitted request for payment in Dec. 2021. Account to stay open until maintenance and invoicing completed.
2020	5162080961	Roxborough Prk Intensification	1,500,000	41,605	-	1,458,395	2.8%	T. Sergi / G. Norman	Project will be initiated in conjunction with 25T-201802.
2020	5182080086	SWMP SM2 Red Hill Ph 3 4	4,120,000	2,649,549	-	1,470,451	64.3%	T. Sergi / G. Norman	Works constructed. Payment made 2019. Close upon City Assumption.
2020	5182080087	SWMP B10 Lancaster	9,960,000	7,345,626	-	2,614,374	73.8%	T. Sergi / G. Norman	Works constructed (Q4 2021). Payment made Q1 2022. Close upon City Assumption.
2020	5182080090	Annual SWM Program	4,000,000	3,088,764	-	911,236	77.2%	B. Posedowski	Allocation for new facilities as development proceeds.
<i>Sub-Total Storm Sewer Growth Program</i>			82,977,574	60,868,093	0	22,109,480	73.4%		
<i>Sub-Total Growth Management Division</i>			138,383,852	95,096,402	0	43,287,450	68.7%		
TOTAL PLANNING & ECONOMIC DEVELOPMENT			138,383,852	95,096,402	0	43,287,450	68.7%		

PUBLIC WORKS RATE FUNDED PROJECTS

Storm Sewers Regular Program

2009	2110953900	Randle Reef Rehab Project	8,125,000	8,122,735	-	2,265	100.0%	M. Bainbridge	STATUS: Phase 1-Complete, Phase 2-Construction, Phase 3-Design Complete NEXT STEPS: waiting on completion of phase 2.
2012	5181260214	SERG - Parkside and Kipling	2,500,000	1,493,515	-	1,006,485	59.7%	C. Graham	Ongoing - work in progress.
2012	5181260216	Golf Course SWMP Rosedale	2,570,000	767,939	-	1,802,061	29.9%	B. Posedowski	STATUS: ECA comments rec'd from MECP NEXT STEPS: Develop strategy to address MECP comments
2013	5181355350	SERG Studies & Assessments	740,000	760,660	-	(20,660)	102.8%	T. Winterton	STATUS: LID pilot monitoring ongoing due to sinkhole development. NEXT STEPS: Completion of LID pilot monitoring Q4 2022. Ongoing issues with sinkhole.
2013	5181372295	SERG - Mount Albion SWMF Rehab	670,000	304,360	-	365,640	45.4%	S. Jacob / H. Krinas	STATUS: P.O. Expansion delayed due to Wood-->WSP VNC. Approved Jan. 25 /23. NEXT STEPS: Schedule to be updated once weather permits field work (~April 2023)
2014	5181455420	SERG - Flooding & Drainage MP	645,000	176,226	-	468,774	27.3%	C. Cholkan	STATUS: Complete - Peer Review Scope for Flooding and Drainage Master Servicing Study. PO held open until FDIF Council presentation results are available. NEXT STEPS: Close out PO in Q1 2023 - process has been initiated.

2014	5181460423	SERG - Princess at Birch	90,000	11,172	-	78,828	12.4%	S. Jacob / H. Krinas	To be incorporated with the Birch Ave- Phase 2 project pending HW confirmation and EA completion
2015	5181510501	Mathers Drive Bank Erosion Control and Slope Stabilization	1,100,000	760,796	-	339,204	69.2%	N. Winters / D. Alberton	Work complete... request to close P.O.
2015	5181555422	GRIDS II - Stormwater MP	950,000	155,168	-	794,832	16.3%	B. Posedowski	STATUS: Work in progress NEXT STEPS: Completion Q2 2024
2015	5181562590	SWMP Retrofits	660,000	300,063	-	359,937	45.5%	T. Sergi / G. Norman	STATUS: Work completed Q3 of 2021 NEXT STEPS: Close project PLN (15.12); supplemental study to be pursued as separate EA likely via RFP in Q1 2023
2016	5181655075	SERG - Watershed Proj Coord	500,000	502,544	-	(2,544)	100.5%	B. Posedowski	STATUS: Work in Progress - Water Monitoring Program Data Collection NEXT STEPS: Completion Q2 2023.
2017	5181755420	Stormwater Drainage Review	280,000	283,408	-	(3,408)	101.2%	B. Posedowski	STATUS: Additional scope underway. NEXT STEPS: Expected to be completed and report to Council Q2 2023.
2017	5181755421	SERG - SW System Planning	280,000	239,458	-	40,542	85.5%	B. Posedowski	STATUS: 2 prjcts, (a) Conting. for Ancaster Intens - ECO issued; (b) Dev Apps Guide - Study complete NEXT STEPS: (a) Stakeholder Consultation and Council Report Q2 2023; (b) Project should be closed.
2017	5181767723	Pumping Stations	2,500,000	211,121	-	2,288,879	8.4%	S. Leitch	STATUS: Design in progress for new standby power at Centennial and Grafton Storm pumping stations. NEXT STEPS: Construction RFT Q3 2023.
2018	4411806202	Central Neighbourhood Park	3,890,000	3,860,252	-	29,748	99.2%	E. English	Construction complete. Currently in warranty period.
2018	5181823155	SERG - Dundas Drainage Upgrade	340,000	128,805	-	211,195	37.9%	B. Posedowski	STATUS: Study ongoing, nearing completion. NEXT STEPS: Estimated Q2 2023; handover to IR.
2018	5181872295	SERG - LEEDS Implementation	1,150,000	47,503	-	1,102,497	4.1%	B. Posedowski	STATUS: Chartered, draft TOR in progress. NEXT STEPS: Procurement on hold due to staffing and workload.
2018	5181874841	Lower Davis Creek - Flood Control Facility	550,000	57,376	-	492,624	10.4%	N. Winters / D. Alberton	STATUS: Work in progress - Project Chartering. NEXT STEPS: Issue Project Charter Q1 2023.
2019	5181955350	Climate Change Impact Assess	550,000	182,881	-	367,119	33.3%	B. Posedowski	STATUS: IDF Update study complete; Follow up climate study not started. NEXT STEPS: IDF Update Study PO should be closed; Charter and procurement for follow up study on hold due to staffing and workload.
2019	5181955421	Storm System Planning Prm	480,000	362,824	-	117,176	75.6%	C. Cholkan	STATUS: 3 studies ongoing; 1 study not started NEXT STEPS: charter and procure 4th project (Mill Street) Q2 2023.
2019	5181957545	Stormwater Computer Model	1,080,000	172,928	-	907,072	16.0%	C. Cholkan	STATUS: Work in progress - Study. One project (Juggernaut) is ongoing. NEXT STEPS: Juggernaut study complete. East Mountain Hydraulic Assessment to be chartered and procured Q2 2023. Remaining studies may be on hold pending further flow monitoring.
2019	5181967500	DMAF-CSO Backflow Preventors	1,440,000	195,843	-	1,244,157	13.6%	S. Leitch	STATUS: Work in progress - conceptual design and upstream modelling. NEXT STEPS: Conceptual Design complete Q2 2023.
2019	5181972940	Evans Road Culvert Twinning	1,330,000	1,221,844	-	108,156	91.9%	M. Oddi	Complete - pending final review/audit/payment and land acquisition compensation completion.
2019	5182155101	SERG - SC & Battlefield Creek	400,000	-	-	400,000	0.0%	B. Posedowski	STATUS: Not started NEXT STEPS: Scope deferred per conversation with HCA; reassess project need Q2 2023.
2020	5182017040	Hwy 97 Culvert Improvements	1,060,000	983,417	-	76,583	92.8%	E. Waite / H. Krinas	Complete - pending final review/audit/payment

2020	5182055421	SW System Planning Program	380,000	90,407	-	289,593	23.8%	C. Cholkan	STATUS: This is an annual budget to undertake ad hoc hydraulic analysis and to support annual program works NEXT STEPS: One field data collection projects underway. New contracts to support DA and/or CPMS reviews anticipated in 2023.
2020	5182055825	Stormwater Drainage Analysis	760,000	550,891	-	209,109	72.5%	C. Cholkan	STATUS: Transportation EA Stormwater Scope: Rymal, UWellington, Garner; and Mohawk Rd SWM Des. NEXT STEPS: All projects on going, Mohawk PO closeout Q1 2023 and followup project chartering Q2 2023.
2020	5182057545	Stormwater Computer Model	1,080,000	-	-	1,080,000	0.0%	B. Posedowski	STATUS: Budget allocated for the development of hydraulic models of the City's existing stormwater network. NEXT STEPS: Chartering in progress - Identifying strategic flow monitoring locations in conjunction with development/intensification, upcoming capital projects, and WW flow monitoring to support stormwater hydraulic model development.
2020	5182060722	Annual Municipal Drain Mtnc	610,000	82,204	-	527,796	13.5%	N. Winters / D. Alberton	Ongoing - Future works anticipated from Staff Report to Council (Staff Report currently delayed)
2020	5182060999	Closed Projects - Storm	204,000	150,846	-	53,154	73.9%	E. Waite / P. McNab	This project is primarily used to hold the contingency lines of purchase orders for several completed works until the maintenance period has expired. This allows for the closure of all the original project ID. % spent is dependent on maintenance required.
2020	5182061046	Osler Dr Outfall Grant Blvd	590,000	13,710	-	576,290	2.3%	E. Waite / H. Krinas	Tender and construction in 2023
2020	5182067875	Beach Strip SW Pump Station	300,000	162,235	-	137,765	54.1%	B. Posedowski	STATUS: Beach Boulevard Community Flooding EA ongoing. NEXT STEPS: PIC #2 and Project Filing by end of Q2 2023.
2020	5182072293	Hwy 8 - Hillcrest stm sewer	300,000	289,040	-	10,960	96.3%	M. Oddi	Complete - pending final review/audit/payment
2020	5182072295	Hwy 8 - Woodley stm sewer	1,367,000	1,292,530	-	74,470	94.6%	M. Oddi	Complete - pending final review/audit/payment
2020	5182074950	Watercourse & Drainage Mtnc	810,000	5,061	-	804,939	0.6%	N. Winters / D. Alberton	Condition assesment of watercourse to be completed in 2022, and funds to be allocated to projects in 2023
2020	5182074951	Shoreline Protection Program	400,000	114,911	-	285,089	28.7%	N. Winters / D. Alberton	Low lakes levels and no available staff resources for condition assesment resulted in no capital works. Remainer to be allocated in 2023.
2020	5182080089	Rymal - Fletcher to Up Cent	1,621,000	1,572,539	-	48,461	97.0%	M. Oddi	Complete - pending final review/audit/payment
2020	5182095800	Flooding & Drainage MP Capital	1,330,000	109,906	-	1,220,094	8.3%	M.Seradj	STATUS: No active projects. NEXT STEPS: Issue project charter for implementation of EA studies recommended in the Flooding and Drainage Improvement Framework study (Q1 2023).
2021	5182101099	Eng Services Staffing	2,800,000	2,625,207	-	174,793	93.8%	E. Waite / P. McNab	\$174,792 being used to WIP fund the 2024 ES Staffing Costs - Storm
2021	5182117152	Roadside Drainage Improvements	3,059,710	1,686,347	-	1,373,363	55.1%	M. Field / M. Pastuszok	\$720,061 was used to WIP fund 2023 program. P.O commitment to be spent by Q4 2022, remaining balance to be utilized in 2023 programs.
2021	5182117458	Catch Basin Replace & Rehab	1,500,000	1,175,412	-	324,588	78.4%	M. Field / S. Cooper	New contract being awarded currently. Once P.O's from current contract are closed it will release some funding, funds for new contract to be used from any remaining balances and 2023 capital funding.

2021	5182117549	Concrete Box Culvert - TOM	750,000	-	-	750,000	0.0%	M. Field / M. Pastuszok	\$250,000 was used to WIP fund 2023 program. The remaining funds will be used if an additional unexpected repair arises. Funding will be used for a consultant and repair for a concrete box culvert on Alma street.
2021	5182117550	Concrete Box Culvert - ES	500,000	135,530	-	364,470	27.1%	E .Waite / H. Krinas	Anticipate completion by Q4 2023.
2021	5182149555	QA-QC Service Contract 2021	324,000	49,785	-	274,215	15.4%	E .Waite / H. Krinas	Project to be closed once PO commitments have been cleared.
2021	5182155347	Watercourse Erosion Site Rehab	280,000	-	-	280,000	0.0%	B. Posedowski / T. Winterton	STATUS: Not started, on hold. NEXT STEPS: Watercourse inventory assignment currently underway by Stormwater Ops which will inform the scope of this assignment.
2021	5182155421	Stormwater Sys Planning Pgrm	380,000	29,985	-	350,015	7.9%	H.Danniels	STATUS: Foxtrot Study ongoing. NEXT STEPS: Study close out Q1/Q2 2023.
2021	5182155556	Mapping Update Program	137,000	29,408	-	107,592	21.5%	D. Lamont / C. Lauricella	Aerial or Mobile LiDAR Capture for Capital Projects
2021	5182160129	Res Drainage Assistance Prog	100,000	16,691	-	83,309	16.7%	T. Sergi / G. Norman	Allocation for residential drainage assistance
2021	5182160533	Trenchless Manhole Rehab	140,000	283	-	139,717	0.2%	E .Waite / H. Krinas	\$100k used to WIP fund 2023 program. Balance to be spent by year end 2023.
2021	5182160622	SWM Pond-Creek Maint Prog 2021	3,500,000	3,413,740	-	86,260	97.5%	N. Winters / D. Alberton	2021 Contract awarded and in construction. 2022 budget/contract will be included in this project ID. Anticipate completion of 2021/22 contracts by year end 2023.
2021	5182160722	Annual Municipal Drain Mtnc	800,000	-	-	800,000	0.0%	N. Winters / D. Alberton	Ongoing - Future works anticipated from Staff Report to Council (Staff Report currently delayed)
2021	5182161740	Unsched Manhole & Sewermain	168,373	141,147	-	27,226	83.8%	N. Winters / D. Alberton	2021 Contract awarded and in construction. 2022 budget/contract will be included in this project ID. Anticipate completion of 2021/22 contracts by year end 2023.
2021	5182162073	Field Data Systems Program	274,000	133,421	-	140,579	48.7%	D. Lamont / C. Lauricella	Standardization Report & Bentley Systems 365 - Ongoing Work
2021	5182167751	Stormwater Infrast Assessment	280,000	-	-	280,000	0.0%	B. Posedowski	STATUS: Not started NEXT STEPS: Internal coordination required.
2021	5182170010	Barton - Parkdale to Talbot RR	1,700,000	373,266	-	1,326,734	22.0%	S. Jacob / H. Krinas	Ongoing - C15-02-22 currently underway. Anticipated completion Q4 2023.
2021	5182172011	HWY 8 - Bond to Woodleys Lane	2,150,000	1,600,771	-	549,229	74.5%	M. Oddi	Complete - pending final review/audit/payment
2021	5182172074	Unscheduled Works Program	190,361	2,262	-	188,099	1.2%	P.McNab	% spent dependent on # of unscheduled works. Future budgets on hold pending depletion of these funds.
2021	5182172205	Glenmorris (York Heights Nbd)	1,910,000	11,836	-	1,898,164	0.6%	E .Waite / H. Krinas	Construction year moved to 2025
2021	5182172210	Barton - Parkdale to Talbot	1,530,000	57,668	-	1,472,332	3.8%	S. Jacob / H. Krinas	Ongoing - C15-02-22 currently underway. Anticipated completion Q4 2023.
2021	5182174275	Stormwater Management Facility	1,000,000	-	-	1,000,000	0.0%	B. Posedowski	STATUS: Work completed Q3 of 2021. NEXT STEPS: Close project PLN (15.12); supplemental study to be pursued as separate EA; on hold due to staffing and workload.
2021	5182174680	Storm Sewer Network Planning	920,000	65,387	-	854,613	7.1%	B. Posedowski	STATUS: SW Drainage Analysis, Trinity Church and URHVP not started. Support for West 5th EA is ongoing. NEXT STEPS: Charter and procure 2023, as required.

2021	5182174840	Stormwater Replacement Project	500,000	-	-	500,000	0.0%	B. Posedowski	STATUS: Not started. NEXT STEPS: Awaiting clarification on Stormwater mandate related to bridge/culvert hydraulic assessments before initiating projects under this account.
2021	5182174951	Shoreline Protection Program	1,470,000	13,753	-	1,456,247	0.9%	N. Winters / D. Alberton	Low lake levels, and no available staff resources for condition assesment resulted in no capital works. To be potentially utilized in 2023.
2021	5182180090	Annual SWM Program	4,000,000	693	-	3,999,307	0.0%	T. Sergi / G. Norman	Allocation for new facilities as development proceeds.
2021	5182180150	Chedmac - Southridge to 80m E	230,000	172,511	-	57,489	75.0%	T. Sergi / G. Norman	Completed. Costs to be finalized.
2021	5182180280	Airport-Homestead-Mountaingate	1,360,000	448,447	-	911,553	33.0%	T. Sergi / G. Norman	Construction to be coordinated with future growth (talk to Stormwater SPM to get timing)
2021	5182180281	Rymal - Massina to 140m E	70,000	693	-	69,307	1.0%	T. Sergi / G. Norman	323 Rymal Road East; Work is completed, awaiting invoice.
2021	5182180285	SWMP - SM20	1,125,000	1,035,271	-	89,729	92.0%	T. Sergi / G. Norman	Project will be delivered by developer in conjunction with development.
2021	5182180584	Nebo - Rymal to Twenty Rd E	2,000,000	4,333	-	1,995,667	0.2%	S. Jacob / G. Norman	Tender in August. Expenditure expected for detailed design and geotech investigation
2022	5182201967	Stormwater Funding Review	200,000	84,463	-	115,537	42.2%	K.Black	Phase one of the project is expected to be completed on time and on budget at the end of Q2 2023. Staff will be requesting additional funding for phase II should Council wish to proceed with a dedicated Stormwater fee.
2022	5182255210	Storm Water Outfall Investigat	300,000	565	-	299,435	0.2%	S. Jacob / G. Norman	Anticipated RFP in 2023
2022	5182255688	EA - New Rosedale SWMF	450,000	-	-	450,000	0.0%	B. Posedowski	STATUS: Not started. NEXT STEPS: Develop strategy to address MECP comments
2022	5182260220	Culvert FLA-3008 - Old Brock	150,000	318,778	-	(168,778)	212.5%	S. Jacob / G. Norman	\$169k in the 2023 Budget to address the deficit due to a Policy #10. CLOSE NEXT BER
2022	5182271312	Streathearne - Main to Britann	1,000,000	1,882	-	998,118	0.2%	S. Jacob / G. Norman	Final cost to be determined by contract award after detailed design. Construction Year 2024
2022	5182271328	Southcte - Garner to 403 Brdge	4,708,028	39,389	-	4,668,638	0.8%	S. Jacob / G. Norman	Ongoing - C15-19-22. Anticipated Completion Q4 2023.
2022	5182274950	Watercourse & Drainage Mntnce	1,445,000	-	-	1,445,000	0.0%	N. Winters / D. Alberton	Condition assesment of watercourse to be completed in 2022, and funds to be allocated to projects in 2023
2022	5182280290	SWMP SL12 Block 3 1090 Barton	10,330,000	693	-	10,329,307	0.0%	G. Norman	To be constructed as part of Phase 1 of BSS (Block Servicing Strategy) #3
2022	5182280291	SWMP SM21 Nash 2 3 Deve	4,745,000	693	-	4,744,307	0.0%	G. Norman	To be constructed as part of on-going development in Nash Neighbourhood
2022	5182280292	SWMP SM17 198 Highland Rd W	4,085,000	693	-	4,084,307	0.0%	G. Norman	To be constructed as part of on-going development in Paletta Neighbourhood
Sub-Total Storm Sewers Regular Program			106,193,471	39,408,120	0	66,785,351	37.11%		

Waterworks Regular Program

2011	5141167150	New Greensville Well - EA Phase	720,000	1,493,235	-	(773,235)	207.4%	M. Silverio	STATUS: Work Completed. NEXT STEPS: Account to be closed. Unfavorable Budget Variance due to Staffing Chargebacks.
2011	5141166110	Water Treatment Plant - Process Upgrades (CASH FLOWED)	31,209,000	29,265,458	-	1,943,542	93.8%	S. Leitch	STATUS: WTP Phase 1 project closeout in progress. NEXT STEPS: Account to be closed.
2012	5141269250	HVAC system Upgrades at New Environmental Laboratory and Administration Building	5,620,000	1,217,434	-	4,402,566	21.7%	S. Leitch	STATUS: RFP with procurement to be issued. Q1 2023 NEXT STEPS: Award RFP to consultant.
2012	5141297282	Waterdown South Elevation Water Storage - New PD (W-07)	8,620,000	8,083,055	-	536,945	93.8%	T. Sergi	Project is complete. Need to review with developer for any outstanding issues and payment.

2012	5141267274	Kenilworth Pumping Station (HD005) - Phase 2	3,355,000	3,116,940	-	238,060	92.9%	S. Leitch	STATUS: Project closeout in progress. NEXT STEPS: Account to be closed.
2013	5141395353	Ferguson Avenue HD002 Pumping Station	2,600,000	943,566	-	1,656,434	36.3%	S. Leitch	STATUS: Work in progress - Construction. NEXT STEPS: Substantial Performance Q3 2023.
2013	5141395354	PD18 (Ancaster) Water Servicing Strategy (W-14) (CASH FLOWED)	3,410,000	517,970	-	2,892,030	15.2%	B. Posedowski / U. Ehrenberg	STATUS : This project is under review with Sr Management as the recommendation to proceed with the Class EA 30 day review has been rejected. NEXT STEPS : pending consultation with Sr Management and Master Plan recommendation
2014	5141495551	PD7 (Upper Stoney Creek/Glanbrook) Elevated Reservoir (W-23)	8,100,000	986,470	-	7,113,530	12.2%	S. Leitch	STATUS: Pre-design completed. NEXT STEPS: Project on hold until further notice.
2015	5141555555	Ctiy Wide Groundwater Model	1,220,000	947,649	-	272,351	77.7%	B. Posedowski	STATUS: Freelton assignment PO in the process of being closed. NEXT STEPS: resume groundwater model up-date project
2015	5141567575	High Lift Pumping Station (HLPS) Improvements - Phase 2 (CASH FLOWED)	6,370,000	1,048,451	-	5,321,549	16.5%	S. Leitch	STATUS: Warranty period completed December 2023. NEXT STEPS: Post substantial deficiencies in progress.
2015	5141567577	Security System Upgrades - High Priority Water Pumping Station Facilities	5,600,000	2,361,414	-	3,238,586	42.2%	D.Duarte	These projects are being led by the corporate security team. STATUS: Contract in progress CS (22.15) Access Control Service Contract Capital Upgrades NEXT STEP: Contract expiration - Q4 2025 STATUS: N/A CS (23.01) Woodward Guard House CCTV Upgrades NEXT STEP: Charter to be closed - Q1 2023
2015	5141595553	PS HD12A (Governors @ Huntingwood) Rebuild with Capacity Upgrade & Standby Power Installation (W-04)	1,880,000	430,598	-	1,449,402	22.9%	S. Leitch	STATUS : Ongoing NEXT STEPS : finalization of System Curves, and Conceptual Operation strategy and flushing regime. Charter for completing the required Class EA is under development.
2015	5141567520	Stone Church/Garth Water (HDR05) Reservoir	7,167,000	6,247,571	-	919,429	87.2%	S. Leitch	STATUS: PO closure initiated. NEXT STEPS: Closeout PO.
2015	5141596550	Stone Church Feedermain (W-24)	25,300,000	2,495,784	-	22,804,217	9.9%	J.Kennedy	RFP in August 2023. Expenditure on consultant assignments required. Construction expected to proceed in 2025.
2015	4411506103	Pier 8 Sanitary PS & Forcemain	14,601,000	12,906,385	-	1,694,615	88.4%	E.English	Complete - close once p.o. has been paid/cleared
2015	5141567273	Main / Whitney Pumping Station Replacement and Decommissioning	2,320,000	287,959	-	2,032,041	12.4%	B. Posedowski	STATUS : Ongoing Class EA to determine the best future pump station location. NEXT STEPS : PIC and alternatives review. Land acquisition budget is inadequate if the EA determines that this is needed.
2015	5141555264	City-Wide Water Master Plan	950,000	518,691	-	431,309	54.6%	B.Sarker	STATUS: Work in Progress NEXT STEPS: Completion Q2 2024
2015	5141566711	Water Treatment Studies Program	250,000	180,799	-	69,201	72.3%	S.Lapointe	STATUS: Study initiated - PMATS (18.18) Woodward WTP-Plant Corrosion Control Optimization NEXT STEP: Completion - Q4 2024
2015	5141564533	Upper Wentworth - South limit @ Hydro Corridor to Twenty	2,200,000	12,638	-	2,187,362	0.6%	U. Ehrenberg	STATUS : This project is in CPMS. NEXT STEPS : It's timing is subject to completion of the Master Plan and Capital Coordination by Asset Management.

2016	5141695883	PS HD016 (York and Valley) Capacity Upgrade, Standby Power & Building Expansion (W-26) (CASH FLOWED)	5,890,000	529,711	-	5,360,289	9.0%	S. Leitch	STATUS: EA Schedule B Addendum for Capital Upgrades complete. NEXT STEPS: RFP for design issuance Q2 2023.
2016	5141667420	Ben Nevis & Dewitt (HD08A) Water Pumping Station Upgrades	3,140,000	2,911,398	-	228,602	92.7%	S. Leitch	STATUS: Complete. NEXT STEPS: Account to be closed.
2016	5141667421	Glancaster Rd & Hwy 53 Pumping Station (HD018) Upgrades (CASH FLOWED)	12,600,000	578,117	-	12,021,883	4.6%	S. Leitch	STATUS: RFT package with procurement. NEXT STEPS: RFT issuance Q1 2023.
2016	5141664632	Twenty - 40m East of Greti to Upper James	1,610,000	184,337	-	1,425,663	11.4%	J.Kennedy	5141564533 - Upper Wentworth - South limit @ Hydro Corridor to Twenty - Water System CPMS 10615 Constr. Yr. 2025
2016	5141667423	Freelton Well (FDF01) Capacity Increase	1,870,000	408,484	-	1,461,516	21.8%	B. Posedowski	STATUS: final report delivered NEXT STEPS: close the PO
2017	5141761777	Beach Trunkmain Rehab	10,000,000	907,480	-	9,092,520	9.1%	J.Kennedy	Funding for rehabilitation no longer required. The replacement of this watermain is now scheduled as a coordinated road reconstruction project in 2026 CPMS # 11788. Budget to be requested
2017	5141795850	Greenhill PS HD04B & HD05A Upgrades (W-28) (CASH FLOWED)	24,670,000	1,512,482	-	23,157,518	6.1%	S. Leitch	STATUS: Work in progress - RFP interim upgrade design. NEXT STEPS: RFP for design issuance Q2 2023.
2017	5141760754	Kenilworth Transmission Watermain Renewal	3,000,000	545,278	-	2,454,722	18.2%	J.Kennedy	Being tendered
2017	5141796752	PD16 (Waterdown) Trunk Feedermain - PS HD016 to Hwy 5 at Algonquin (W-25) (CASH FLOWED)	3,000,000	700,199	-	2,299,801	23.3%	B. Posedowski	STATUS : Ongoing Class EA to determine the best future trunk watermain location. NEXT STEPS : PIC and alternatives review.
2017	5141766711	Water Treatment Studies Program	250,000	223,279	-	26,721	89.3%	D.Locco	STATUS: Complete - PMATS (19.07) Maintenance Strategy Assessment Services NEXT STEP: Substantial Performance - Q1 2023
2017	5141767650	New Greenville Communal Well	1,720,000	311,789	-	1,408,211	18.1%	S. Leitch	Project delayed due to a number of issues that had been addressed in order to finalize the scope of work and secure a roster proposal.
2017	5141766421	Woodward WTP Fluoride Building HVAC	470,000	428,337	-	41,663	91.1%	S. Leitch	STATUS: Warranty period completed July 2023. NEXT STEPS: Closeout documentation at end of warranty, Q3 2023.
2017	5141767420	Carlisle Well Stations System Enhancements	940,000	126,689	-	813,311	13.5%	S. Leitch	STATUS: Work in Progress - Benefit of project review. NEXT STEPS: Management to determine cost benefit of project scope Q1 2023.
2017	5141766713	Water Maintenance Capital Program	2,559,396	2,037,686	-	521,711	79.6%	D.Locco	STATUS: Complete - PMATS (16.14) Backflow Preventors NEXT STEP: Charter to be closed - Q1 2023 STATUS: Construction - PMATS (16.45) Arc Flash NEXT STEP: Substantial Performance - Q3 2023 STATUS: Proposal Award - C (21.07) Updates to CD Design Manuals NEXT STEP: Pre-design - Q2 2023 STATUS: Scope Verification - C (22.02) Soil Analysis Report NEXT STEP: RFP - Q2 2023 STATUS: Scope Verification - PMATS (22.09) Main/Whitney NEXT STEP: RFP - Q2 2023 STATUS: Substantially Performed - PMATS (22.07) FDC03R Well Repair - Warranty End Date - Q2 2023

2018	5141855777	Water infrastructure Analysis - Growth and Economic Opportunities	1,250,000	-	-	1,250,000	0.0%	B. Posedowski	STATUS: Work on hold NEXT STEPS: Waiting for guidance from LRT office
2018	5141867651	HD007 Highland Rd Reservoir Upgrades	430,000	179,655	-	250,345	41.8%	S. Leitch	STATUS: Work in progress - RFP scope verification for design. NEXT STEPS: RFP for design issuance Q1 2023.
2018	5141895852	Carlisle Water Supply System - Additional Water Storage (CASH FLOWED)	1,780,000	207,571	-	1,572,429	11.7%	C.Vanderperk	STATUS: EA resumed. NEXT STEPS: Schedule is being updated.
2018	5141866713	Water Maintenance Capital Program	1,500,000	692,064	-	807,936	46.1%	D.Locco	STATUS: Construction - PMATS (20.03) Scenic Reservoir NEXT STEP: Substantial Performance - Q2 2023 STATUS: Construction - C (19.07) Fluoride & CCB Process and H&S Upgrades NEXT STEP: Substantial Performance - Q3 2022 STATUS: Construction - C (20.04) Osler Drive (HC011) Health & Safety Immediate Needs NEXT STEP: Substantial Performance - Q3 2023 STATUS: ON HOLD - C (20.08) Lee Smith Reservoir (HDR00) Immediate Needs NEXT STEP: Further discussion needed with Systems Planning (SP). STATUS: Construction Package to PMO - PMATS (21.12) WTP Backwash Piping Lead Paint Remediation NEXT STEP: Construction - Q2 2023
2018	5141895956	Water Distribution Model	350,000	400,081	-	(50,081)	114.3%	U. Ehrenberg	STATUS : Ongoing PO. NEXT STEPS : final deliverable pending receipt of Growth Data from P&ED
2019	5141955247	Alterations to the Drinking Water System	150,000	208,205	-	(58,205)	138.8%	U. Ehrenberg	STATUS : ongoing POs NEXT STEPS : mirrors development application submissions
2019	5141966713	Water Maintenance Capital Program	2,000,000	1,803,720	-	196,280	90.2%	D.Locco	STATUS: Construction - PMATS (20.03) Scenic Reservoir NEXT STEP: Substantial Performance - Q2 2023
2019	5141966911	Woodward WTP - Biological Filtration Pilot Study	400,000	-	-	400,000	0.0%	S. Leitch	STATUS: Study Complete NEXT STEPS: Available budget will WIP transferred through the 2023 Rates Budget process.
2019	5141996951	Binbrook Feedermain via Fletcher (W-30)	6,980,000	84,021	-	6,895,979	1.2%	J.Kennedy	Project assigned to a Project Manager in 2023. Design Consultant fees and Geotechnical investigation etc anticipated in 2023
2019	5141967375	HDR01 Kenilworth and HDR1C Ben Nevis Reservoir Upgrades	15,990,000	13,260,919	-	2,729,081	82.9%	S. Leitch	STATUS: Warranty period October 2023. NEXT STEPS: Warranty and closeout documentation Q4 2023.
2019	5141957545	Water - Computer Model	280,000	27,967	-	252,033	10.0%	U. Ehrenberg	STATUS : Ongoing PO. NEXT STEPS : final deliverable pending receipt of Growth Data from P&ED

2019	5141967752	Water Outstation Inspections - Asset Management	660,000	436,111	-	223,889	66.1%	S. Leitch	STATUS: Water / Wastewater Financial Plan (Account Split 1 of 2) and CA Implementation Plan in progress. NEXT STEPS: Implementation Plan continues through 2025. Financial plan completed Q2 2023.
2019	5141966151	SCADA Maintenance Program	2,800,000	1,250,907	-	1,549,093	44.7%	D.Locco	STATUS: Work in progress -Ups & OIT Roster ongoing, Network in design NEXT STEPS: Spec on switches to move to purchasing hardware
2019	5141970012	Sheaffe / Park / Mulberry (Central Neighbourhood (North)) - Coordinated Road Restoration	1,110,000	1,228,379	-	(118,379)	110.7%	J.Kennedy	Complete - pending final review/audit/payment
2019	5141966711	Water Treatment Studies Program	250,000	132,836	-	117,164	53.1%	D.Locco	STATUS: Complete - PMATS (19.07) Maintenance Strategy Assessment Services NEXT STEP: Charter to be closed - Q3 2022 STATUS: Construction - PMATS (16.45) Arc Flash NEXT STEP: Substantial Performance - Q3 2023
2019	5141971312	Sheaffe / Park / Mulberry (Central Neighbourhood (North))	2,090,000	1,978,785	-	111,215	94.7%	J.Kennedy	Complete - pending final review/audit/payment
2019	5141955713	Pressure Districts and Drinking Water System Optimization	220,000	60,039	-	159,961	27.3%	B.Posedowki	STATUS : Charter for PD11 ongoing. NEXT STEPS : PO to be issued in 2023.
2019	5141971313	Sherman - King to south end (LRT Enabling)	1,220,000	26,763	-	1,193,237	2.2%	A. Shaikh	Final cost to be determined by contract award after detailed design. Construction Year 2023
2019	5141966420	Woodward WTP Chlorine Chemical Building	2,180,000	160,048	-	2,019,952	7.3%	S.McCauley	STATUS: PMATS reviewing for possible 2024 project.
2019	5141971314	Wentworth - Wilson to King (LRT Enabling)	460,000	26,661	-	433,339	5.8%	A. Shaikh	Final cost to be determined by contract award after detailed design. Construction Year 2024
2019	5141961910	Residential Water Meter and Meter Pit Installation for Non Metered Properties	100,000	-	-	100,000	0.0%	N.Winters / J. Thandi	Project continues to move forward. We have not used capital funds as of yet as we are concluding our outreach to non compliant customers. There are 14 properties that we are going to install Ford Meter Boxes within the year. A PO will be issued to purchase these boxes.
2019	5141971315	Main - Delena to Normanhurst & Normanhurst - Main to Queenston (LRT Enabling)	5,030,000	138,618	-	4,891,382	2.8%	E .Waite / H. Krinas	Final cost to be determined by contract award after detailed design. Construction Year 2024
2019	5141955010	Water Systems Planning Program	400,000	506,563	-	(106,563)	126.6%	B. Posedowski	STATUS : Multiple Ongoing POs NEXT STEPS : present recommendation for PD7 Boundary to HWLT; LRT team to undertake watermain analysis
2019	5141995951	PS HD019 (Binbrook) Capacity Upgrade (W-20)	220,000	63,133	-	156,867	28.7%	E .Waite / H. Krinas	STATUS: Work in progress - conceptual design through Roster. NEXT STEPS: RFP for design issuance Q3 2023.
2020	5142070015	Main - Delena to Normanhurst & Normanhurst - Main to Queenston (LRT Enabling)	300,000	-	-	300,000	0.0%	A. Shaikh	Final cost to be determined by contract award after detailed design. Construction Year 2024
2020	5142066310	WTP Pre-Treatment Isolation Valves	2,480,000	255,686	-	2,224,314	10.3%	S. Leitch	STATUS: Work in progress - design RFP issuance Q4 2022. NEXT STEPS: RFP award Q1 2023.

2020	5142055010	Water Systems Planning Program	300,000	224,323	-	75,677	74.8%	B.Posedowki	STATUS : Multiple Ongoing POs NEXT STEPS : present recommendation for PD7 Boundary to HWLT; complete shutdown route analysis for Large Valve Program
2020	5142066350	WTP Chlorine Chemical Building	2,250,000	-	-	2,250,000	0.0%	S. Leitch	STATUS: PMATS and CD to discuss this Project and confirm how funds will be allocated.
2020	5142055425	Prestressed Concrete Cylinder Pipe Condition Assessment Inspection Program	400,000	141,628	-	258,372	35.4%	J.Kennedy	Close once PO commitments have been released. \$78,000 being transfer
2020	5142067420	St. Joseph's Tank Pulsation Dampener (HD002STK)	610,000	-	-	610,000	0.0%	S. Leitch	STATUS: Work in progress - project chartering. NEXT STEPS: Issue charter, RFP for design issuance Q4 2023.
2020	5142057545	Water - Computer Model	280,000	271,424	-	8,576	96.9%	B.Posedowki	STATUS : Ongoing PO. NEXT STEPS : final deliverable pending receipt of Growth Data from P&ED
2020	5142067450	Lee Smith Reservoir (HDR00) Upgrades	1,280,000	-	-	1,280,000	0.0%	S. Leitch	STATUS: On hold; awaiting Systems Planning Master Plan information. NEXT STEPS: Awaiting direction from Systems Planning.
2020	5142061305	Burlington Trunkmain Repairs	1,172,000	1,152,041	-	19,959	98.3%	J.Kennedy	Close PO - Work Complete
2020	5142067752	Water Outstation Inspections - Asset Management	660,000	446,082	-	213,918	67.6%	B.Posedowki	STATUS: Work in progress - water site condition assessment assignments. NEXT STEPS: Assessment projects complete Q4 2022.
2020	5142070006	Hillcrest - Chedoke to end - Coordinated Road Restoration	60,000	37,262	-	22,738	62.1%	J.Kennedy	Complete - pending final review/audit/payment
2020	5142060999	Closed Projects - Water	180,000	2,245	-	177,755	1.2%	J.Kennedy	This project is primarily used to hold the contingency lines of purchase orders for several completed works until the maintenance period has expired. This allows for the closure of all the original project ID. % spent is dependent on maintenance required.
2020	5142071315	Delena / Beland / Dunsmure	1,358,000	1,381,988	-	(23,988)	101.8%	J.Kennedy	Complete - pending final review/audit/payment
2020	5142055851	Water Efficiency Plan/Program	181,822	78,926	-	102,896	43.4%	N.Winters	Remaining funds to be used in 2023 for Water Wayfinding project in rec centres - put on hold through COVID.
2020	5142096520	Garner Road Trunk Watermain - Southcote to Wilson (W-09)	22,640,000	309,609	-	22,330,392	1.4%	J.Kennedy	Project will be constructed over two years in 2023/2024.
2020	5142061502	Water Meter - Installation/Replacement/Repair - General Maintenance	2,920,000	1,583,736	-	1,336,264	54.2%	N.Winters	This project ID continues to fund the AMI/AMR Consulting assignment with Diamter Services. The meter contract with NTG through this project ID is closed.
2021	5142167420	HDR18 Glanaster Reservoir Ugrades	880,000	34,590	-	845,410	3.9%	S. Leitch	STATUS: Reservoir CFD Modelling and Baffling recommendations in progress. NEXT STEPS: Complete review Q1 2023.
2021	5142171308	East-West Road Corridor (Waterdown By-Pass)	1,200,000	2,600	-	1,197,400	0.2%	J.Kennedy	Project delayed due to archeological investigation. Funds are required for permission to enter for land, possible archeological investigation within the ROW . This project & budget was generated by PED and handed to ES for delivery.
2021	5142101099	Engineering Services Staffing Costs - Water	9,200,000	8,903,162	-	296,838	96.8%	J.Kennedy	\$296,837 being used to fund other appropriate projects - Water

2021	5142171310	Barton - Parkdale to Talbot	1,782,000	614,820	-	1,167,181	34.5%	J.Kennedy	Ongoing - C15-02-22 currently underway. Anticipated completion Q4 2023.
2021	5142149555	QA-QC Service Contract Program	500,000	105,315	-	394,686	21.1%	J.Kennedy	Project to be closed once PO commitments have been cleared.
2021	5142171311	Highway 8 - Bond to Woodleys Lane	867,000	966,776	-	(99,776)	111.5%	J.Kennedy	Complete - pending final review/audit/payment
2021	5142155010	Water Systems Planning Program	600,000	66,158	-	533,842	11.0%	B.Posedowki	STAU S : ongoing NEXT STEPS : CPMS analysis and Form 1 tasks ongoing
2021	5142171328	Southcote - Garner to Highway 403 Bridge	3,364,000	382,008	-	2,981,992	11.4%	J.Kennedy	Ongoing - C15-19-22. Anticipated Completion Q4 2023.
2021	5142171352	Airport Lands - Dickenson Rd - Upper James to Upper centennial PKWY	1,800,000	278,634	-	1,521,366	15.5%	J.Kennedy	Ongoing - C15-11-22 - construction start 2022. Anticipated completion 2024.
2021	5142155556	Mapping Update Program	155,000	33,737	-	121,263	21.8%	D.Lamont	Aerial or Mobile LiDAR Capture for Capital Projects
2021	5142180183	Binbrook - Royal Winter/Binhaven to Fletcher	630,000	693	-	629,307	0.1%	G. Norman	Project will be delivered in conjunction with development.
2021	5142157626	Critical Watermain Inspection Program	1,331,000	286,290	-	1,044,710	21.5%	J.Kennedy	Anticipate completion by year end 2023.
2021	5142166713	Water Maintenance Capital Program	1,000,000	2,852	-	997,148	0.3%	D.Locco	STATUS: Scope Verification - PMATS (16.59) Asbestos Report Outstations NEXT STEP: Design - Q2 2023 STATUS: Not Assigned - PMATS (19.03) Greenville Well Immediate needs NEXT STEP: Scope Verification - Q2 2023 STATUS: Construction - PMATS (20.03) Scenic Reservoir NEXT STEP: Substantial Performance - Q2 2023 STATUS: Scope Verification - PMATS (22.09) Main/Whitney NEXT STEP: RFP - Q2 2023 STATUS: Design - PMATS (22.12) Lab & Admin Upgrades Design NEXT STEP: RFPQ to be submitted - Q2 2023
2021	4032114405	Contaminated Soil & Rock Disposal Program	2,192,000	969,916	-	1,222,084	44.2%	J.Kennedy	Ongoing - work in progress. % spent is dependant upon contaminated soil/excess rock discovered at time of construction.
2021	5142167421	HDR11 Woodley Lane Reservoir Upgrades	1,770,000	68,348	-	1,701,652	3.9%	S. Leitch	STATUS: Reservoir CFD Modelling and Baffling recommendations complete. NEXT STEPS: RFP for design issuance Q1 2023.
2021	5142160501	Watermain Rehabilitation/Replacement Coordinated with Development	2,000,000	329,911	-	1,670,089	16.5%	B.Posedowki	STATUS : This is a demand driven project in response to development applications where Fire Flow or LOS is inadequate and can be resolved through an External Works Agreement with the Developer. NEXT STEPS : Currently no known need for utilizing this budget.
2021	5142167752	Water Outstation Inspections - Asset Management	500,000	98,559	-	401,441	19.7%	S. Leitch	STATUS: Work in progress - water site condition assessment assignments. NEXT STEPS: Assessment projects complete 2023.

2021	5142160711	PW Capital Water Consumption Program	418,000	90,360	-	327,640	21.6%	J.Kennedy	Ongoing - work in progress. Water consumption used for sewer relocation works on City contracts, during constructions i.e. flushing sewer lines, etc. Historically, charges are transferred at year end. 2022 budget/requirements will be included in this project ID. . No 2023 budget ask pending depletion of these funds.
2021	5142167840	PD9 & PD10 East Stoney Creek Booster Pumping Station	1,270,000	21,684	-	1,248,317	1.7%	S. Leitch	STATUS: Conceptual Design complete. NEXT STEPS: Awaiting direction from senior management.
2021	5142161307	Mulberry - Bay to James	790,000	568,684	-	221,316	72.0%	J.Kennedy	Complete - pending final review/audit/payment
2021	5142169075	City Environmental Lab Improvements Program	615,000	124,934	-	490,066	20.3%	N.Winters	This project is tied to the HVAC upgrade. Tender to hire consultant for detailed design was unsuccessful. Capitol Delivery is reviewing the specs and will re-issue tender. Schedule and expected completion date will be determined during detailed design. . This project is also tied to Lab equipment upgrades that are planned to occur in 2023/24.
2021	5142162073	Field Data Systems Program	320,000	205,330	-	114,670	64.2%	D.Lamont	Standardization Report & Bentley Systems 365 - Ongoing Work
2021	5142170011	Highway 8 - Bond to Woodleys Lane - Coordinated Road Restoration	830,000	298,060	-	531,940	35.9%	J.Kennedy	Complete - pending final review/audit/payment
2021	5142166110	Water Treatment Plant - Phase 2 Process Upgrades (CASH FLOWED)	2,756,000	383,036	-	2,372,964	13.9%	S. Leitch	STATUS: Work in progress - 3rd Party review in progress to assess resource requirements. Process pilot development for Phase 2 Upgrades consideration. NEXT STEPS: Complete 3rd Party Review Q2 2023; Process Pilot operational Q3 2024. Phase 2 RFP design issuance Q4 2024.
2021	5142170015	Delena / Beland / Dunsmure - Coordinated Road Restoration	930,000	832,844	-	97,156	89.6%	J.Kennedy	Complete - pending final review/audit/payment
2021	5142166608	Lynden Water System - Phase 2 Treatment	920,000	40,132	-	879,868	4.4%	S. Leitch	STATUS: Work in progress - RFP issued Q4 2022. NEXT STEPS: RFPQ issuance Q2 2023.
2021	5142171074	Contingency for Unscheduled Works Program	299,996	264,370	-	35,626	88.1%	J.Kennedy	% spent dependent on # of unscheduled works. Future budgets on hold pending depletion of these funds.
2021	5142160080	Valve Replacement Program	4,980,000	433,800	-	4,546,200	8.7%	J.Kennedy	Ongoing - work in progress.
2021	5142171303	Marion - Longwood to Dromore	720,000	936	-	719,064	0.1%	J.Kennedy	Construction in 2023
2021	5142160750	Unscheduled Valve, Hydrant, Watermain & Misc Water Replace Program	6,446,540	4,252,721	-	2,193,819	66.0%	N.Winters	2021 Contract awarded and in construction. 2022 budget/contract will be included in this project ID. Anticipate completion of 2021/22 contracts by year end 2023. Remaining funds fully committed to 2023 P.O.
2021	5142111101	Road Cut Restoration Program	13,365,000	9,529,981	-	3,835,019	71.3%	D.Lamont	2021 Contract awarded and in construction. 2022 budget/contract will be included in this project ID. Anticipate completion of 2021/22 contracts by year end 2023.
2021	5142162078	Substandard Water Service Replacement Program	5,100,000	2,542,970	-	2,557,030	49.9%	N.Winters	2021 Contract awarded and in construction. 2022 budget/contract will be included in this project ID. Anticipate completion of 2021/22 contracts by year end 2023. Remaining funds fully committed to 2023 P.O.

2021	5142151110	Fleet Additions	2,322,000	884,622	-	1,437,378	38.1%	S.McCauley	Costs for vehicle additions, upgrades and upfitting ordered in 2022 with expected delivery in 2023 are reflected in the actual expenditure values given. Future vehicle additions, upgrades and upfitting with an approximate value of \$500,000 are planned for 2023. Current challenges with vehicle delivery times are expected to continue throughout 2023.
2021	5142160072	Watermain Structural Lining	13,000,000	13,118,573	-	(118,573)	100.9%	J.Kennedy	To be closed as part of the June 30 Closing Report.
2021	5142161502	Water Meter - Installation/Replacement/Repair - General Maintenance	7,670,000	7,188,782	-	481,218	93.7%	N.Winters	This project will be closed. All pending invoices will be paid out and closed before April 2023
2021	5142155247	Alterations to the Drinking Water System	300,000	61,869	-	238,131	20.6%	B.Posedowki	STATUS : ongoing POs NEXT STEPS : mirrors development application submissions
2021	5142160577	Metallic Watermain Condition Assessment Program	1,445,000	225,873	-	1,219,127	15.6%	J.Kennedy	Balance will be used to award 2023 contract
2021	5142157545	Water - Computer Model	320,000	-	-	320,000	0.0%	B.Posedowki	STATUS : Ongoing PO. NEXT STEPS : final deliverable pending receipt of Growth Data from P&ED
2021	5142157627	Pipeline 38/28 Trunkmain Inspection	500,000	217,740	-	282,260	43.5%	J.Kennedy	\$50K being used to WIP fund 2023 program
2022	5142201967	New Water WW Billing Services	200,000	206,382	-	(6,382)	103.2%	J.Savoia	Ongoing - work in progress
2022	5142266712	Water Maintenance - Rebuild, Replacement and New Capital	400,000	49,296	-	350,704	12.3%	D.Looco	STATUS: Ongoing - capital account used to purchase capital assets [ex: pumps] NEXT STEPS: Ongoing as required
2022	5142266871	Hamilton Water Capital Security Plan	1,030,000	-	-	1,030,000	0.0%	S.McCauley	These projects are being led by the corporate security team. STATUS: N/A CS (22.01) CCTV and Card Access Upgrades at Various Sites NEXT STEP: Charter to be closed - Q1 2023 STATUS: Tendering - CS (23.01) CCTV and Card Access Upgrades at Various Sites NEXT STEP: Construction
2022	5142255264	City-Wide Water Master Plan	280,000	-	-	280,000	0.0%	B.Posedowki	STATUS: Work in progress NEXT STEPS: Completion Q2 2024
2022	5142267510	Water System Studies & Continual Improvement Initiatives	1,100,000	151,306	-	948,694	13.8%	N.Winters	STATUS: A number of initiatives are currently underway including: Lockout Tag out program review, 3D Drawing Standards and Building Inform Modelling Workflow Road Map, Global chlorination study, Excess Soil Procedure, stakeholder engagement on the maintenance strategic plan NEXT STEPS: Facilities compliance program review, Maintenance Strategic Plan, Water asset age assessment. Delays due to staffing shortages
2022	5142255851	Water Efficiency Plan/Program	115,000	-	-	115,000	0.0%	N.Winters	Will use this capital funding for 2023 events as we move back to in- person.
2022	5142267585	Diesel Fuel Storage Compliance Upgrades	500,000	23,507	-	476,493	4.7%	D.Looco	STATUS: Design - PMATS (22.06) Water Facility Diesel Storage NEXT STEP: RFPQ - Q1 2024
2022	5142257800	Water Facility Asset Management Implementation Plan	100,000	-	-	100,000	0.0%	S. Leitch	STATUS: Work in progress - financial plan roster assignment under way. NEXT STEPS: Financial plan completed Q3 2023.

2022	5142271022	Burlington - James to Ferguson	1,200,000	2,258	-	1,197,742	0.2%	J.Kennedy	Delayed - Pending W/WW Masterplan completion
2022	5142260082	Large Valve Replacement - Longwood and Glenside (LRT Enabling)	1,000,000	504,034	-	495,966	50.4%	A. Shaikh	Complete - pending final review/audit/payment. Glenside only, Longwood removed.
2022	5142271214	Fairfield - Barton to Britannia	500,000	941	-	499,059	0.2%	J.Kennedy	Tender and construction in 2023
2022	5142261240	Woodward Treatment Plant Filter Building - Flume Watermain Lining	2,000,000	3,764	-	1,996,236	0.2%	J.Kennedy	Tendering in 2023 with anticipated completion in 2023
2022	5142271296	Governor's - Main to Ogilvie (Bridge 296)	400,000	753	-	399,247	0.2%	J.Kennedy	Construction in 2023
2022	5142266220	Water Treatment Plant - Clearwells Concrete Restoration Upgrades	600,000	-	-	600,000	0.0%	S. Leitch	STATUS: Cancel project as scope included in WTP Process Upgrades. NEXT STEPS: Available budget will WIP transferred through the 2023 Rates Budget process.
2022	5142271305	Glenmorris / Underhill / Sleepy Hollow / Wilmar (York Heights / Hunter NBHD)	1,000,000	1,882	-	998,118	0.2%	J.Kennedy	Construction year moved to 2025
2022	5142266351	Woodward SCADA OT (Operating Technology) Security Program	125,000	331	-	124,669	0.3%	D.Locco	STATUS: Roster ongoing NEXT STEP: tec workshops under Roster
2022	5142271306	Kelvin - Old Orchard to south end	100,000	108,796	-	(8,796)	108.8%	J.Kennedy	Complete - pending final review/audit/payment
2022	5142255280	Airport Employment Growth District (AEGD) Water, Wastewater and Stormwater Master Plan Update	700,000	693	-	699,307	0.1%	G.Norman	Project to be initiated in Q4 2022/ Q1 2023
2022	5142271308	Concession / Mountain Brow - Upper Gage to Oakcrest	2,200,000	4,141	-	2,195,859	0.2%	J.Kennedy	The project will be tendered in June 2023. The construction in 2023 will be limited to portion between Upper Gage to U. Ottawa due to the late start in 2023. The project was delayed due to staff changes and vendor procurement challenges
2022	5142260081	Large Valve Replacement - Nash (LRT Enabling)	2,000,000	3,764	-	1,996,236	0.2%	A. Shaikh	2024 Construction
2022	5142271312	Strathearne - Main to Britannia	900,000	1,694	-	898,306	0.2%	J.Kennedy	Final cost to be determined by contract award after detailed design. Construction Year 2024
2022	5142261741	Resetting or Adjusting of Water Utility Structures	250,000	-	-	250,000	0.0%	N.Winters	New Contract issued in q3 of 2022. 100% of funds to be utilized by Decemeber 2023.
2022	5142271318	Eastmount Neighbourhood - Water	210,000	47,009	-	162,991	22.4%	J.Kennedy	C15-34-22 - Construction Q2 2023, anticipated completion Q3 2023.
2022	5142251112	Inventory Bar Coding System, Equipment & Consulting	200,000	-	-	200,000	0.0%	N.Winters	This project is on hold pending staffing and full review of inventory and mateials management practices.
2022	5142271325	CCBF - Corktown Neighbourhood	400,000	753	-	399,247	0.2%	J.Kennedy	Delayed - Pending sewer separation direction from HW
2022	5142260280	Upper Centennial Watermain Extension	500,000	941	-	499,059	0.2%	J.Kennedy	NEW (for June 2023 BER)
2022	5142280280	First Road West Watermain - Bedrock to Glover Mountain	830,000	693	-	829,307	0.1%	G. Norman	To be constructed as part of on-going development in Nash Neighbourhood.
2022	5142257000	Vertical Asset Management Program	560,000	53,009	-	506,991	9.5%	S. Leitch	STATUS: Work in progress - Roster PO. NEXT STEPS: Anticipate completion Q2 2023.

2022	5142280281	Dickenson Road West Watermain - Garth Street Extension to 870m easterly	510,000	693	-	509,307	0.1%	G.Norman	To be constructed with upgrades to Dickenson Rd. as part on on-going industrial development.
2022	5142266320	Woodward Water Treatment Plant - Low Lift Pumping Station Intake Repairs	830,000	91,145	-	738,855	11.0%	S. Leitch	STATUS: Work in progress - Design. NEXT STEPS: RFT construction issuance Q2 2023.

Sub-Total Waterworks Regular Program **403,961,754** **168,914,779** - **235,046,975** **41.81%**

Wastewater Regular Program

2007	5160755640	Non-trunk Flow Monitoring	500,000	114,300	-	385,700	22.9%	S. Leitch	STATUS: Work in Progress - Design for the implementation of Real Time Control Management of Wet Weather Flows Phase 2 (Account Split). NEXT STEPS: Account to be closed once outstanding purchase orders are closed. Negative balance due to unanticipated tax changes.
2008	5160867751	WW Outstns - Asset Management	2,655,000	2,683,813	-	(28,813)	101.1%	S. Leitch	STATUS: Work in Progress - Design for the implementation of Real Time Control Management of Wet Weather Flows Phase 2 (Account Split). NEXT STEPS: Account to be closed once outstanding purchase orders are closed. Negative balance due to unanticipated tax changes.
2008	5160866801*	Woodward WWTP - Clean Harbour	424,632,253	388,674,450	24,197,205	11,760,598	97.2%	J. Helka	STATUS: Raw water pumping station reached substantial performance in Q3 2022, currently project is in warranty phase. Electrical Upgrades Project: reached substantial performance in Q4 2022, currently in warranty phase. Tertiary Upgrades Project: Approaching substantial completion by end of Q1 2023.
2009	5160966910	WWTP - Biosolids MP Implement	44,040,000	38,829,112	-	5,210,888	88.2%	D. Goudreau	STATUS: Capital Project completed, costs to be paid by the City to Harbour City Solutions over the life of the 30-year project ending in approximately 2050. NEXT STEPS: Will remain in operational phase until 2050.
2010	5161066065	Waste Hauler Receiving Station	3,439,800	3,257,347	-	182,453	94.7%	S. Leitch	STATUS: Complete. NEXT STEPS: Account to be closed.
2012	5161266213	Dundas WWTP Improvements	2,910,200	552,862	-	2,357,338	19.0%	S. Leitch	STATUS: Work in progress - roster to review project scope, capital costing and conceptual design. NEXT STEPS: RFP for design issuance Q4 2023.
2012	5161267270	Ancaster WW Outstations	10,370,000	10,117,214	-	252,786	97.6%	S. Leitch	STATUS: Work in progress - warranty ((HC005 Old Dundas Rd WW PS). NEXT STEPS: Warranty ends Q2 2023.
2012	5161267273	Dundas WW Outstations	5,900,000	1,499,758	-	4,400,242	25.4%	S. Leitch	STATUS: Work in progress - RFP design (Bridlewood DC010) document. NEXT STEPS: RFP for design issuance Q2 2023.
2014	5161455420	SERG - Flooding & Drainage MP	555,000	501,248	-	53,752	90.3%	G. Caterini	STATUS: Complete - Peer Review Scope for Flooding and Drainage Master Servicing Study. PO held open until FDIF Council presentation results are available. NEXT STEPS: Close out PO in Q1 2023 - process has been initiated.
2014	5161467756	Greenhill & Cochrane HCS01	2,920,000	454,608	-	2,465,392	15.6%	S. Leitch	STATUS: Work in progress - Roster PO for electrical investigation. NEXT STEPS: RFP for design issuance Q3 2023.

2014	5161468422	Randle Reef Sediment Remediate	6,025,000	6,000,000	-	25,000	99.6%	M. Bainbridge	STATUS: Federal Tendering of Phase 3 to procure contractor. NEXT STEPS: Award of contract; Construction to consolidate, cap, and create port surface.
2014	5161469076	BCOS-Beyond Compliance OP Sys	243,000	163,511	-	79,489	67.3%	N. Winters / S. Girt	2022 - \$40,000 Divisional OH&S Job Hazard Assessment Program and Application Development. Required budget will be less if a new application development is out of scope (TBD). 2022 - \$25,000 Divisional QMS Resource 'Page'. Budget is required if this will be done through an external consultant. Will not be required if done in-house (TBD).
2015	5161555264	City-Wide Wastewater MP	1,230,000	541,086	-	688,914	44.0%	B. Posedowski	STATUS: Work in progress NEXT STEPS: Completion Q2 2024
2015	5161555545	Capital Works Information Mgmt	280,000	63,634	-	216,366	22.7%	N. Winters	STATUS: Ongoing - PMO Optimization Study NEXT STEPS: Awaiting Consultant recommendation for implementation
2015	5161596855	Royal to Main-King CSO (WW-22)	26,080,000	2,900,412	-	23,179,588	11.1%	S. Jacob / H. Krinas	Tender in August. Expenditure expected for detailed design and geotech investigation.
2016	5161655350	Riverdale Flood Relief EA	1,540,000	4,247	-	1,535,753	0.3%	M. Seradj	STATUS: Complete - Neighborhood Flood Investigation Study NEXT STEPS: Implementation of private I&I reduction recommendations is being delivered at broader scale by CS&CO (Q4, 2022), and initiation of a flow Monitoring study following the I&I Reduction Solution Implementation (TBD).
2016	5161655351	Lawfield & Berrisfield Area	355,000	239,105	-	115,895	67.4%	B. Posedowski	STATUS: Complete - Neighborhood I&I Reduction Study. NEXT STEPS: Implementation of study recommendations, including, private property downspout disconnection (Q4, 2022, likely as part of CS&CO project), MH lid survey (TBD), dye testing (TBD), and initiation of post-implementation flow monitoring (TBD).
2016	5161661434	Upsize Wilson Street Forcemain	270,000	4,875	-	265,125	1.8%	M. Seradj	STATUS: Project Charter Not Issued for the Conceptual Design Scope. NEXT STEPS: Scope Verification to be completed and Project Charter to issued Q1 2023. Confirmation delayed due to project backlog.
2016	5161667421	New Haulage Receiving Station	2,490,000	331,682	-	2,158,318	13.3%	B. Posedowski	STATUS: Work in Progress - EA (Addendum to the original EA for additional sites assessment) and Conceptual Design Development; pending land availability. NEXT STEPS: Detailed Design and Construction phases, TBD
2016	5161667622	FC001 DC009 HC011 Upgrades	7,500,000	1,790,295	-	5,709,705	23.9%	S. Leitch	STATUS: RFT package with procurement (Calvin HC011 WW PS). NEXT STEPS: RFT issuance Q1 2023.
2016	5161695747	Battlefield Trunk Sewer WW-33	22,650,000	1,573,829	-	21,076,171	6.9%	S. Jacob / H. Krinas	The RFP to procure consultant will be undertaken in 2023. Expected expenditure is limited to consultant assignments for investigations and such. Construction contract is expected towards 2025 and as such major expenditures projected from 2025.
2016	5161696452	AEGD - Dickenson Rd FM & Sewer	106,480,000	7,959,052	-	98,520,948	7.5%	S. Jacob / H. Krinas	C15-40-21 - Q4 2022 start. Cash Flow Project - additional funds in the 2023 Capital Budget. Anticipated completion 2027.
2017	5161718420	Grindstone Creek Utility Bridge	998,068	832,910	-	165,157	83.5%	E. Waite / H. Krinas	The project is in design stage. The project cannot proceed to construction until the East-West corridor is completed to allow detour traffic.
2017	5161755422	Sewer Use Bylaw Enforcement Infor Upgrade	80,000	32,112	-	47,888	40.1%	N. Winters / S. Girt	EAM project ongoing and roll out to HW is on hold until Q3.

2017	5161757420	SCADA Rain Gauges	50,000	-	-	50,000	0.0%	M. Seradj	STATUS: Project Charter Not Issued. Scope requires re-evaluation based on status of other current, ongoing initiatives. NEXT STEPS: Issue Project Charter Q2, 2023.
2017	5161766423	Sewer Use Bylaw 14-090 Parameter Limit Review	300,000	260,131	-	39,869	86.7%	N. Winters / S. Girt	Approved to proceed with SUB amendment for permanent dewatering. Will reach out to Legal to commence discussions. This is pending Legal's availability and resources to work on this amendment.
2017	5161766713	Wastewater Maintenance Capital	3,000,000	2,801,507	-	198,493	93.4%	S. Lapointe	STATUS: Complete - PMATS (21.02) Binbrook Odour Pilot NEXT STEP: Charter to be closed - Q4 2022 STATUS: Proposal Award - C (21.07) Updates to CD Design Manuals NEXT STEP: Pre-design - Q2 2023 STATUS: Construction - PMATS (21.10) James/Guise CSO Backflow Relocation NEXT STEP: Substantial Performance - Q4 2023
2017	5161767420	Parkdale Av HC001 WW Statn Upg	920,000	218,596	-	701,404	23.8%	S. Leitch	STATUS: On hold; awaiting EA information. NEXT STEPS: Awaiting direction from Systems Planning.
2017	5161767772	Decommissioning Aberdeen SPS	60,000	-	-	60,000	0.0%	B. Posedowski	STATUS: Project Charter Not Issued (design phase). NEXT STEPS: Issue Project Charter (once construction of the McMaster Innovation Park Trunk Sewer is completed) for design phase (TBD), and implement decommissioning (TBD)
2017	5161796786	First Street PS Upgrade DC014	6,230,000	5,556,791	-	673,209	89.2%	S. Leitch	STATUS: Work in progress - warranty period. Post substantial deficiencies. NEXT STEPS: Warranty ends Q2 2023.
2018	5161855777	LRT Corridor - Wastewater	1,470,000	48,826	-	1,421,174	3.3%	B. Posedowski	STATUS: Work on hold NEXT STEPS: Waiting for guidance from LRT office
2018	5161862850	Eastern Interceptor Repair at the WWTP Aeration Tank	2,800,000	507,160	-	2,292,840	18.1%	E. Waite / H. Krinas	Awaiting 2023 inspection results. Priority is now pending based on alignment of the Lower Centennial Interceptor at the Woodward Treatment Plant.
2018	5161866511	Woodward WWTP - Digester #4	5,500,000	5,186,514	-	313,486	94.3%	S. Lapointe	STATUS: Substantially Performed - PMATS (16.09) Digester #4 NEXT STEP: Warranty End Date - Q3 2023
2018	5161866713	Wastewater Maintenance Capital	3,351,000	2,526,563	-	824,437	75.4%	S. Lapointe	STATUS: Substantially Performed - PMATS (16.09) Digester #4 NEXT STEP: Warranty End Date - Q3 2023 STATUS: Construction - PMATS (18.17) Aeration Galleries NEXT STEP: Substantial Performance - Q2 2023 STATUS: Design - C (18.06) Dundas WWTP Health & Safety Immediate Needs & Structural Repairs NEXT STEP: Construction - Q1 2024 STATUS: Conceptual Design - C (16.07) Greenhill CSO Upgrades NEXT STEP: Completion - Q2 2023 STATUS: Study Complete - C (22.05) HCG14 Wellington St North NEXT STEP: Feasibility Study - Q2 2023

2018	5161867752	Wastewater Outstation Inspect	520,000	287,203	-	232,797	55.2%	S. Leitch	STATUS: Work in progress - wastewater condition assessment assignments. NEXT STEPS: Anticipate completion Q3 2023.
2018	5162166810	Woodward WWTP - New Maint Bldg	1,000,000	111,361	-	888,639	11.1%	S. McCauley / S. Lapointe	STATUS: Conceptual Design - WU (22.04) PMATS/IFM Centralized Facility Planning Conceptual Study NEXT STEP: Completion - Q3 2023
2019	5161955010	WW Systems Planning Program	600,000	531,428	-	68,572	88.6%	M. Seradj	STATUS: Work in Progress or Completed - Multiple WW system planning related studies. NEXT STEPS: Complete work in progress as required, Ongoing.
2019	5161955640	Flow Monitoring Program	350,000	271,695	-	78,305	77.6%	B. Sarker	STATUS: No current active study. NEXT STEPS: Initiate new studies as required, Ongoing.
2019	5161955955	Inflow & Infiltration Studies	500,000	180,251	-	319,749	36.1%	B. Sarker	STATUS: No current active study. NEXT STEPS: Initiate new studies as required, Ongoing.
2019	5161957545	Wastewater Computer Model	380,000	170,160	-	209,841	44.8%	M. Seradj	STATUS: Work in Progress or Completed - Multiple WW systems computer modelling studies. NEXT STEPS: Complete existing WW systems computer modelling assignments as required, Ongoing.
2019	5161966102	Woodward WWTP - Expansion	9,500,000	260,138	-	9,239,862	2.7%	J. Helka	STATUS: RFP to be issued to and released by Procurement in Q1 2023. NEXT Steps: RFP award in Q2 of 2023
2019	5161966151	SCADA servers and network	1,800,000	1,065,195	-	734,805	59.2%	S. McCauley	STATUS: Work in progress -Ups & OIT Roster ongoing, Network in design NEXT STEPS: Spec on switches to move to purchasing hardware
2019	5161966511	Woodward WWTP - Digester #5	13,460,000	976,437	-	12,483,563	7.3%	J. Helka	STATUS: RFPQ process is ongoing pending Procurements feedback in order to finalized evaluations. -Project is approaching 100% DD detailed design phase. -Additional time was added to design phase of project due to, additional design scope added to address TSSA code requirements and challenge the consultants design to ensure best value for the City. Other immediate needs scope related to structural and process elements was also added. Futhermore, additional time time was required during previous phases of detailed design in order for consultant to address high volume of City comments. NEXT STEPS: Construction anticipated for Q3 2023
2019	5161966612	Woodward WWTP - SouthSecondary	4,500,000	3,757,567	-	742,433	83.5%	J. Helka	STATUS: Approaching substantial performance, anticipated to be reached by end of Q1 2023 NEXT STEPS: substantial performance, warranty phase.

2019	5161966713	Wastewater Maintenance Capital	4,000,000	1,954,558	-	2,045,442	48.9%	S. Lapointe	<p>STATUS: Tender - C (16.13) Real Time Control (RTC) Program NEXT STEP: Construction - Q1 2023</p> <p>STATUS: Substantially Performed - PMATS (16.09) Digester #4 NEXT STEP: Warranty End Date - Q3 2023</p> <p>STATUS: Substantially Performed - PMATS (16.15) Headworks Biofilter NEXT STEP: Warranty End Date - Q1 2023</p> <p>STATUS: Substantially Performed - PMATS (16.63) Trailer-mounted generators to meet TSSA and TBG requirements NEXT STEP: Warranty End Date - Q2 2023</p> <p>STATUS: Substantially Performed - C (93) First Street SCADA NEXT STEP: Warranty End Date - Q2 2023</p> <p>STATUS: Construction - PMATS (16.45) Arc Flash NEXT STEP: Substantial Performance - Q3 2023</p> <p>STATUS: RFPQ - C (20.17) Grafton (HSS01) and Centennial (HSS02) Stormwater Pumping Station Emergency Back-up Power NEXT STEP: Construction - Q3 2024</p>
2019	5161967123	AEGD Growth Initiative	14,910,000	9,114,283	-	5,795,717	61.1%	S. Leitch	<p>STATUS: Work in progress - projects in warranty. NEXT STEPS: Closeout contracts 2023.</p>
2019	5161967752	WW Outstation Inspections	520,000	423,888	-	96,112	81.5%	S. Leitch	<p>STATUS: Work in progress - Dundas Digester Structural Assessment, AM Program implementation plan, Woodward WWTP Audit projects. NEXT STEPS: Dundas Structural Assessment anticipated completion Q1 2023, Woodward WWTP Audit anticipated completion Q1 2023.</p>
2019	5161968920	Fennell-Greenhill Drop Shaft	1,030,000	149,447	-	880,553	14.5%	E .Waite / H. Krinas	<p>Cancel project. Re-evaluating sewer bypass and inspection strategies.</p>
2019	5161971945	Sheaffe / Park / Mulberry (Central Nbhd (North))	2,420,000	2,318,885	-	101,115	95.8%	M. Oddi	<p>Complete - pending final review/audit/payment</p>
2020	5162025045	Hopkins Court - Municipal Act	215,131	248,725	-	(33,594)	115.6%	M. Oddi	<p>Complete - pending final review/audit/payment. Owner's Share to be collected and deposited by Corporate Services.</p>
2020	5162055010	WW Systems Planning Program	530,000	493,249	-	36,751	93.1%	B. Posedowski	<p>STATUS: Work in Progress or Completed - Multiple WW system planning related studies. NEXT STEPS: Complete work in progress.</p>
2020	5162055050	Municipal Class EA Studies	400,000	-	-	400,000	0.0%	B. Posedowski	<p>STATUS: Project Charter Not Issued (EA studies). NEXT STEPS: Issue Project Charter once scopes are verified. Potentially one pumping station EA charter may be issued by end of Q1 2023.</p>
2020	5162055800	Sewer Outfall Monitor Study	1,150,000	178,168	-	971,832	15.5%	B. Posedowski	<p>STATUS: Project Charter Not Issued (design phase). NEXT STEPS: Issue Project Charter for the conceptual design phase, after temporary monitoring project (by Operations) has gathered at least 1-year of data, 2024 at earliest.</p>

2020	5162055801	Woodward WWTP Facility Plan	350,000	251,632	-	98,368	71.9%	B. Posedowski	STATUS: Work in Progress, Facility Planning Study NEXT STEPS: Completion, Q1, 2023.
2020	5162055880	I&I Flow Monitoring Program	500,000	375,922	-	124,078	75.2%	B. Posedowski	STATUS: Work in Progress - Multiple WW systems flow monitoring studies NEXT STEPS: Likely just complete work in progress given remaining budget in account - Ongoing.
2020	5162057545	WW Comp Model Update & Maint	660,000	218,905	-	441,095	33.2%	B. Posedowski	STATUS: Work in Progress or Completed - Multiple WW systems computer modelling studies. NEXT STEPS: Release and award RFP for flow monitoring Project #1, Q1 2023.
2020	5162060522	Annual Sewer Lateral Manag-WWC	4,250,000	2,097,546	-	2,152,454	49.4%	N. Winters / D. Alberton	\$33,161 being used to WIP fund 2023 program. 2021/2022 Contract awarded and in construction. Anticipate completion of 2021/22 contracts by year end 2023. Available balance will be utilized in 2023. \$33,161 to be WIP funded to project ID 5162361351 (Targeted Private Disconnection Program) through the 2023 Budget Process.
2020	5162060575	Mainline Condition Assessment	1,240,000	432,639	-	807,361	34.9%	E .Waite / H. Krinas	Anticipated completion Q3 2023
2020	5162061006	Inverness Trunk Rehab	970,000	266,719	-	703,281	27.5%	E .Waite / H. Krinas	Complete - pending final review/audit/payment
2020	5162061051	Satellite City Trunk Rehab	8,750,000	6,751,812	-	1,998,188	77.2%	E .Waite / H. Krinas	Substantial completion spring of 2023
2020	5162062543	CSO Characterization Program	450,000	277,036	-	172,964	61.6%	B. Posedowski	STATUS: Work in progress - 2021 CSO Annual reporting study and procedural guideline report. NEXT STEPS: Complete 2021 CSO Annual reporting (Q1, 2023); initiate future annual CSO reporting studies, procedural guideline report (Q1 2023) and a CSO Characterization study in 2025, Ongoing.
2020	5162066813	Dundas WWTP Health & Safety	4,900,000	1,016,630	-	3,883,370	20.7%	S. Leitch	STATUS: RFPQ for General Contractors (construction) review with procurement. NEXT STEPS: RFT for construction issuance Q4 2023.
2020	5162067065	Eastport SPS (HC017) Upgrades	2,870,000	-	-	2,870,000	0.0%	S. Leitch	STATUS: Work in progress - System Planning section flooding assessment. NEXT STEPS: RFP for design issuance Q4 2024.
2020	5162067420	Main & King CSO Rehab	1,599,000	132,987	-	1,466,013	8.3%	S. McCauley	STATUS: Construction - PMATS (20.05) Main & King CSO Rehab NEXT STEP: Substantial Completion - Q2 2024
2020	5162067425	Hillside SPS (DC006) Upgrades	1,660,000	-	-	1,660,000	0.0%	S. Leitch	STATUS: Awaiting W/WW Master Plan regarding potential growth at this site. NEXT STEPS: RFP for design issuance Q4 2023.
2020	5162067752	WW Outstation Inspections	520,000	508,263	-	11,737	97.7%	B. Posedowski	STATUS: Work in progress - wastewater site condition assessment assignments. NEXT STEPS: Anticipated completion 2023.
2020	5162071006	Hillcrest - Chedoke san swr	60,000	27,005	-	32,995	45.0%	M. Oddi	Complete - pending final review/audit/payment
2020	5162071074	Annual Unsched Works - 2020	226,000	129,534	-	96,466	57.3%	E. Waite / P. McNab	% spent dependent on # of unscheduled works. Future budgets on hold pending depletion of these funds.
2020	5162071315	LRT Main - Queenston	1,160,000	-	-	1,160,000	0.0%	E .Waite / H. Krinas	\$760K being used to WIP fund 2023 program. Balance is sufficient for sewer works on the Main - Queenston LRT route.
2020	5162080089	Rymal-Fletcher to U Centennial	5,330,000	4,193,271	-	1,136,729	78.7%	M. Oddi	Complete - pending final review/audit/payment

2020	5162095800	Flooding & Drainage MP	1,330,000	127,200	-	1,202,800	9.6%	B. Posedowski	STATUS: No active projects. NEXT STEPS: Issue project charter for implementation of EA studies recommended in the Flooding and Drainage Improvement Framework study, (Q1 2023).
2021	5162101099	Eng Services Staffing	9,200,000	8,667,298	-	532,702	94.2%	E. Waite / P. McNab	\$532,702 being used to fund other appropriate projects - WasteWater
2021	5162149555	QA-QC Service Contract 2021	360,000	102,603	-	257,397	28.5%	E .Waite / H. Krinas	Project to be closed once PO commitments have been cleared.
2021	5162155022	Engineering Consultants	800,000	253,312	-	546,688	31.7%	E .Waite / H. Krinas	\$37,161 being used to WIP fund 2023 program. Various subsurface infrastructure condition assessment and trenchless rehabilitation engineering consulting services pending project finalization/closure. Anticipated completion once 2021/22 roster assignments completed/closed.
2021	5162155556	Mapping Update Program	136,000	28,917	-	107,083	21.3%	D. Lamont / C. Lauricella	Aerial or Mobile LiDAR Capture for Capital Projects
2021	5162155878	Forcemain Condition Assessment	896,000	128,403	-	767,597	14.3%	E .Waite / H. Krinas	Ongoing consultant assignment. No 2023 budget requested pending depletion of these funds.
2021	5162155880	Inflow & Infiltration Studies	450,000	461,338	-	(11,338)	102.5%	B. Posedowski	STATUS: Work in Progress - Multiple WW systems flow monitoring studies NEXT STEPS: Complete work in progress. Initiate new flow monitoring and / or Inflow & Infiltration studies / programs as required with future budgets - Ongoing.
2021	5162157545	Wastewater Computer Model	370,000	7,793	-	362,207	2.1%	B. Posedowski	STATUS: Modeling review assignment ongoing. NEXT STEPS: Hatch modeling review assignment delayed, close out Q1 2023. Flow Monitoring Project #1 partially funded with this account, RFP to be released and awarded 2023, Ongoing.
2021	5162160302	Annual Emerg Repairs-X Connect	1,970,000	643,098	-	1,326,902	32.6%	N. Winters / D. Alberton	No budget requested for 2023. Funds to be allocated to new Purchase Order in August 2023. Anticipate allocating 100% based on MECP orders
2021	5162160390	Wastewater System Lining	8,300,000	6,240,059	-	2,059,941	75.2%	E .Waite / H. Krinas	2021 Contract awarded and in construction. 2022 budget/contract will be included in this project ID. Anticipate completion of 2021/22 contracts by year end 2023.
2021	5162160391	Upper James Force Main Lining	3,500,000	3,469,943	-	30,057	99.1%	E .Waite / H. Krinas	Close when PO is closed
2021	5162160522	Annual Sewer Lateral Manag-WWC	8,250,000	3,305,133	-	4,944,867	40.1%	N. Winters / D. Alberton	2021 Contract awarded and in construction. 2022 budget/contract will be included in this project ID. Anticipate completion of 2021/22 contracts by year end 2023. Outstanding funds to be allocated to 2023 P.O. in August
2021	5162160533	Trenchless Manhole Rehab	320,000	909	-	319,091	0.3%	E .Waite / H. Krinas	\$200k used to WIP fund 2023 program. Balance to be spent by year end 2023.
2021	5162160574	Pre-Con Mainline Assessment	1,650,000	1,148,640	-	501,360	69.6%	E .Waite / H. Krinas	Anticipate completion of 2021/22 contracts by year end 2023.
2021	5162160575	Mainline Condition Assessment	3,170,000	691,993	-	2,478,007	21.8%	E .Waite / H. Krinas	Remainder can be used to WIP fund 2024

2021	5162160576	Sewer Lateral Condition Assess	1,330,000	663,062	-	666,938	49.9%	E .Waite / H. Krinas	2021 Contract awarded and underway. 2022 budget/contract will be included in this project ID. Anticipate completion of 2021/22 contracts by year end 2023.
2021	5162160577	Mainline Sewer Assess for C&R	319,000	7,113	-	311,887	2.2%	E .Waite / H. Krinas	Remainder can be released once PO commitments are released
2021	5162160711	Annual Capital Wtr Consumption	500,000	88,743	-	411,257	17.7%	E. Waite / P. McNab	Ongoing - work in progress. Water consumption used for sewer relocation works on City contracts, during constructions i.e. flushing sewer lines, etc. Historically, charges are transferred at year end. 2022 budget/requirements will be included in this project ID. . No 2023 budget ask pending depletion of these funds.
2021	5162160820	Open Cut Repairs for CIPP	1,180,000	296,068	-	883,932	25.1%	E .Waite / H. Krinas	Close once PO commitments are released
2021	5162161142	ESI at Battlefield Creek Trunk	260,000	563	-	259,437	0.2%	S. Jacob / H. Krinas	Close once PO commitments have been released
2021	5162161444	Annual Private Drain Repairs	7,220,000	5,605,716	-	1,614,284	77.6%	E .Waite / H. Krinas	2021 Contract awarded and in construction. 2022 budget/contract will be included in this project ID. Anticipate completion of 2021/22 contracts by year end 2023.
2021	5162161740	Unsched Manhole & Sewermain	1,377,808	949,793	-	428,015	68.9%	N. Winters / D. Alberton	2021 Contract awarded and in construction. 2022 budget/contract will be included in this project ID. Anticipate completion of 2021/22 contracts by year end 2023.
2021	5162162073	Field Data Systems Program	280,000	147,848	-	132,152	52.8%	D. Lamont / C. Lauricella	Standardization Report & Bentley Systems 365 - Ongoing Work
2021	5162166713	Wastewater Capital Maintenance	1,500,000	-	-	1,500,000	0.0%	S. McCauley	STATUS: Construction - PMATS (18.17) Aeration Galleries NEXT STEP: Substantial Performance - Q2 2023 STATUS: RFP Development - PMATS (22.08) CSO Facilities Rehabilitation Project NEXT STEP: Design - Q3 2023
2021	5162167275	DC014 First Street Waterdown	1,540,000	-	-	1,540,000	0.0%	S. Leitch	STATUS: Work in progress - RFP design scope verification for swab launch chamber. NEXT STEPS: RFP for design issuance Q4 2023.
2021	5162167420	DC007 McMaster Sewage Pumping	1,100,000	148,776	-	951,224	13.5%	S. Leitch	STATUS: Work in progress - Systems Planning Schedule B EA 2023. NEXT STEPS: RFP for design issuance Q1 2025.
2021	5162167501	Odour Control Program & Media	1,500,000	-	-	1,500,000	0.0%	S. McCauley	STATUS: Design – PMATS (20.12) Odour Control Media Program NEXT STEPS: Tendering Q2 2023
2021	5162167752	Wastewater Outstation Inspect	1,220,000	71,381	-	1,148,619	5.9%	S. Leitch	STATUS: Work in progress - wastewater site condition assessment assignment charters. NEXT STEPS: Issue project charters 2023.
2021	5162168777	Chedoke Creek Water Qlty Imprv	10,100,000	3,464,491	-	6,635,509	34.3%	C. Vanderperk	STATUS: Work in Progress - Targeted Dredging of Chedoke Creek (Project in standby through Winter) NEXT STEPS: Spring/Summer 2023 - Dredging and Dewatering.

2021	5162169075	Environmental Lab Improvements	750,000	235,799	-	514,201	31.4%	N. Winters / S. Girt	This project is tied to the HVAC upgrade. Tender to hire consultant for detailed design was unsuccessful. Capitol Delivery is reviewing the specs and will re-issue tender. Schedule and expected completion date will be determined during detailed design. . This project is also tied to Lab equipment upgrades that are planned to occur in 2023/24 (have been on hold due to the pandemic).
2021	5162169076	City Environmental Lab - HVAC	120,000	-	-	120,000	0.0%	N. Winters / S. Girt	This project is tied to the HVAC upgrade. Tender to hire consultant for detailed design was unsuccessful. Capital Delivery is reviewing the specs and will re-issue tender. Schedule and expected completion date will be determined during detailed design.
2021	5162171015	Sewer Lateral Replace-Roads	1,035,000	115,493	-	919,507	11.2%	E .Waite / H. Krinas	2021 Contract awarded and in construction. 2022 budget/contract will be included in this project ID. Anticipate completion of 2021/22 contracts by year end 2023.
2021	5162171025	Dewitt - Highway 8 to Barton	3,746,700	4,649	-	3,742,051	0.1%	E .Waite / H. Krinas	Project is now out for tender, construction of underground in 2023 with top asphalt in 2024
2021	5162180187	Garner W - Raymond to Hwy 6	8,000,000	693	-	7,999,307	0.0%	T. Sergi / G. Norman	Construction to begin in 2024
2021	5162180281	Rymal - Massina to 140m E	30,000	693	-	29,307	2.3%	T. Sergi / G. Norman	323 Rymal Road East. Project constructed. Waiting for final payments.
2021	5162180584	Nebo - Rymal to Twenty Rd E	750,000	1,625	-	748,375	0.2%	S. Jacob / G. Norman	Tender in August. Expenditure expected for detailed design and geotech investigation
2021	5162171074	Unscheduled Works Program	180,000	339	-	179,661	0.2%	S. Jacob / G. Norman	% spent dependent on # of unscheduled works. Future budgets on hold pending depletion of these funds.
2021	5162155010	Wastewater Systems Planning	600,000	50,865	-	549,135	8.5%	S. Jacob / G. Norman	STATUS: Four ongoing procurement processes. NEXT STEPS: Initiate the relevant WW system planning studies as required, Ongoing.
2022	5162241350	Pilot solar power installation	150,000	-	-	150,000	0.0%	S. Leitch	STATUS: CD - Scope verification underway to assess feasibility and appropriate HW site. NEXT STEPS: Issue Project Charter (pending feasibility) Q2 2023.
2022	5162255242	Combined Sewer Outfall Study	600,000	-	-	600,000	0.0%	S. McCauley	Procurement issues have delayed the tendering of work until Q1 of 2023.
2022	5162255800	I&I Study - New Subdivisions	550,000	-	-	550,000	0.0%	B. Posedowski	STATUS: Charter approved to initiate an I&I study. NEXT STEPS: Initiate the new study in Q1 2023.
2022	5162255900	EA - MIP Trunk Relocation	5,650,000	-	-	5,650,000	0.0%	B. Posedowski	STATUS: Not started, no active project. NEXT STEPS: Pending next steps from PED
2022	5162257800	Wastewater Facilities AMP	100,000	92,173	-	7,827	92.2%	S. Leitch	STATUS: Work in progress - Roster assignment financial plan account split. NEXT STEPS: Financial plan completion Q3 2023.
2022	5162261741	Reset&Adjust Manhole Covers	250,000	-	-	250,000	0.0%	N. Winters	New Contract issued in q3 of 2022. 100% of funds to be utilized by Decemeber 2023.
2022	5162262250	ESI Rehab @ South Service Rd	5,000,000	15,057	-	4,984,943	0.3%	S. Jacob	\$4M was used to WIP fund 2023 program. Will rebudget based on inspection results if required. Project to be closed NEXT BER.

2022	5162262251	Wellington St Outfall	3,000,000	340	-	2,999,660	0.0%	S. Jacob	Contractor engaged and work initiated 1st of January 2023
2022	5162262305	Iona Ave Sewer Improvements	330,000	30,532	-	299,468	9.3%	B. Posedowski	STATUS: EA study underway. NEXT STEPS: Complete EA, anticipated Q1 2024.
2022	5162266187	Digester 3 Emergency	-	2,863,087	-	(2,863,087)	N/A	J. Helka	Ongoing - work in progress.
2022	5162266351	SCADA Security Program	125,000	331	-	124,669	0.3%	D. Locco	STATUS: Roster ongoing NEXT STEP: tec workshops under Roster
2022	5162266712	WW Mtce - Rebuild Replace New	600,000	436,183	-	163,817	72.7%	D. Locco	STATUS: Ongoing - capital account used to purchase capital assets [ex: pumps] NEXT STEPS: Ongoing as required
2022	5162266911	Woodward WWTP - N Digesters	3,450,000	11,867	-	3,438,133	0.3%	J. Helka	STATUS: This project is being merged with the Woodward WWTP - Expansion Project (5161966102). RFP to be released by Procurement in Q1 2023. NEXT Steps: RFP award in Q2 of 2023
2022	5162267375	Beach Blvd HC051 SPS Upgrades	440,000	15,647	-	424,353	3.6%	S. Leitch	STATUS: Work in progress - scope verification and RFP design document. NEXT STEPS: RFP for design issuance Q4 2023.
2022	5162267376	Rockcliffe DC015 SPS Upgrades	990,000	35,013	-	954,987	3.5%	S. Leitch	STATUS: RFP design document with Procurement. NEXT STEPS: Award RFP to consultant Q1 2023.
2022	5162267585	WW Facility Diesel Storage	1,100,000	66,209	-	1,033,791	6.0%	D. Locco	STATUS: Design - PMATS (22.06) Water Facility Diesel Storage NEXT STEP: RFPQ - Q1 2024
2022	5162268757	Lower Chedoke Combined EA	280,000	14,338	-	265,662	5.1%	C. Vanderperk	STATUS: Notices of Commencement finalized. Draft letter to Indigenous Nations in progress. NEXT STEPS: Issue letter to IN and notices of commencement. Preparation of Tech Memo #1. Schedule TAC meeting #1.
2022	5162268767	Chedoke Watershed SWM EA	280,000	28,473	-	251,527	10.2%	C. Vanderperk	STATUS: Notices of Commencement finalized. Draft letter to Indigenous Nations in progress. NEXT STEPS: Issue letter to IN and notices of commencement. Preparation of Tech Memo #1. Schedule TAC meeting #1.
2022	5162271012	Strathearne - Mn to Britannia	170,000	320	-	169,680	0.2%	S. Jacob	Final cost to be determined by contract award after detailed design. Construction Year 2024
2022	5162271021	Westdale South Neighbourhood	30,000	56	-	29,944	0.2%	S. Jacob	2024 construction
2022	5162271022	Burlington - Jame to Ferguson	440,000	828	-	439,172	0.2%	S. Jacob	Delayed - Pending W/WW Masterplan completion
2022	5162271109	Scenic - Mohawk to Chateau	70,000	132	-	69,868	0.2%	S. Jacob	Tender in April. Delays due to streetlight under the Hydro One corridor and permit from HONi is outstanding
2022	5162271214	Fairfield - Barton to Britanni	250,000	471	-	249,529	0.2%	S. Jacob	Tender and construction in 2023

2022	5162271296	Bridge 296 - Governors Rd	380,000	715	-	379,285	0.2%	S. Jacob	Construction in 2023
2022	5162271303	Marion - Longwood to Dromore	280,000	339	-	279,661	0.1%	S. Jacob	Construction in 2023
2022	5162271306	Kelvin - Old Orch to South End	60,000	37,693	-	22,307	62.8%	S. Jacob	Complete - pending final review/audit/payment
2022	5162271308	Concession - Up Gge to Oakcrst	150,000	282	-	149,718	0.2%	S. Jacob	The project will be tendered in June 2023. The construction in 2023 will be limited to portion between Upper Gage to U. Ottawa due to the late start in 2023. The project was delayed due to staff changes and vendor procurement challenges
2022	5162272205	Glnmrris - Underhill - Wilmar	1,250,000	2,353	-	1,247,647	0.2%	S. Jacob	Construction year moved to 2025.
2022	5162280281	Dickenson Road West Sanitary	2,670,000	693	-	2,669,307	0.0%	G. Norman	To be constructed with upgrades to Dickenson Rd. as part of on-going industrial development.
2022	5162280282	Fifty Road Trunk Sanitary	1,300,000	778,629	-	521,371	59.9%	G. Norman	Phase 1 has been constructed. Waiting for payments.
2022	5162280283	370 Garner Road PS	3,500,000	693	-	3,499,307	0.0%	G. Norman	Construction to be coordinated with First Gulf Lands
2022	5162280284	Shaver Road Sanitary Sewer	600,000	693	-	599,307	0.1%	G. Norman	Construction to be coordinated with future growth in Ancaster Business Park
2022	5162280285	Drop Structure Up Cent Trunk	500,000	693	-	499,307	0.1%	G. Norman	Phase 3 waiting on planning approvals prior to construction. Construction to begin in 2023.
2022	5162366420	Woodward WWTP - Primaries 1-8	1,100,000	67,780	-	1,032,220	6.2%	J. Helka	STATUS: RFP issued, closed Dec. 19, 2 proposals received are under review. NEXT STEPS: RFP award in Q1 2023.
2022	5162562543	CSO Characterization Program	170,000	16,868	-	153,132	9.9%	B. Posedowski	STATUS: 2022 CSO Reporting project PO has been issued. NEXT STEPS: Complete the 2022 CSO Reporting project. Complete a charter and initiate a new CSO characterization study in 2025.
2022	5165522888	Mill St Bridge Sewer Erosion	350,000	-	-	350,000	0.0%	B. Posedowski	STATUS: Not started, no active project. NEXT STEPS: Initiate Q2 2023 depending on timing of Stormwater Ops.
<i>Sub-Total Wastewater Regular Program</i>			912,609,960	567,048,926	24,197,205	321,363,828	64.79%		
TOTAL PUBLIC WORKS - RATE FUNDED			1,422,765,184	775,371,825	24,197,204	623,196,154	56.20%		

*Note: Due to significant funds and multi-year cash flows, funded budget = expenditures and commitments

Authority: Item 14, Committee of the Whole
 Report 01-003 (FCS01007)
 CM: February 6, 2001
 Wards: 1,2,12,14

Bill No. 084

CITY OF HAMILTON
BY-LAW NO. 23-

**To Amend By-law No. 01-218, as amended,
 Being a By-law To Regulate On-Street Parking**

WHEREAS *Section 11(1)1 of the Municipal Act, S.O. 2001, Chapter 25*, as amended, confers upon the councils of all municipalities the power to enact by-laws for regulating parking and traffic on highways subject to the *Highway Traffic Act*;

AND WHEREAS on the 18th day of September, 2001, the Council of the City of Hamilton enacted By-law No. 01-218 to regulate on-street parking;

AND WHEREAS it is necessary to amend By-law No. 01-218, as amended.

NOW THEREFORE the Council of the City of Hamilton enacts as follows:

1. By-law No. 01-218, as amended, is hereby further amended by adding/deleting from the identified Schedules and Sections noted in the table below as follows:

Schedule	Section	Highway	Side	Location	Times	Adding/ Deleting
8 - No Parking	A	Symphony Place	East & South	83 metres north of Concerto Court to 36 metres north thereof	Anytime	Deleting
8 - No Parking	E	Lantana Court	West	Cranbrook Drive to southerly end	December 1st to March 31st	Adding
Schedule	Section	Highway	Side	Location	Times	Adding/ Deleting
12 - Permit	E	Lochearne St.	North	28m west of Dundurn St. N. to 6m easterly	Anytime	Deleting
12 - Permit	E	Railway Street	East	113 metres north of Cannon Street West to 24 metres north thereof	Anytime	Deleting
12 - Permit	E	Mary Street	West	16 metres north of Robert Street to 6 metres north thereof	Anytime	Adding
12 - Permit	E	Railway Street	East	113 metres north of Cannon Street West to 16 metres north thereof	Anytime	Adding

To Amend By-law No. 01-218, as amended,
Being a By-law to Regulate On-Street Parking

Schedule	Section	Highway	Side	Location	Times	Adding/ Deleting
<i>13 - No Stopping</i>	<i>E</i>	Railway Street	West	120 metres north of Cannon Street West to 31 metres north thereof	Anytime	Deleting
<i>13 - No Stopping</i>	<i>E</i>	Railway Street	West	120 metres north of Cannon Street West to 39 metres north thereof	Anytime	Adding
<i>13 - No Stopping</i>	<i>A</i>	Symphony Place	East & South	83 metres north of Concerto Court to 36 metres north thereof	Anytime	Adding

2. Subject to the amendments made in this By-law, in all other respects, By-law No. 01-218, including all Schedules thereto, as amended, is hereby confirmed unchanged.
3. This By-law shall come into force and take effect on the date of its passing and enactment.

PASSED this 24th day of May 2023.

A. Horwath
Mayor

A. Holland
City Clerk

A. Holland
City Clerk

Authority: Item 2, Public Works Committee
Report 23-006 (PW23029)
CM: May 10, 2023
Ward: City Wide
Bill No. 085

CITY OF HAMILTON
BY-LAW NO. 23-

**To Amend City of Hamilton By-law 01-215, being a By-law to Regulate Traffic, to
Add Additional Community Safety Zones in Hamilton**

WHEREAS Council enacted a By-law to Regulate Traffic in the City of Hamilton, By-law 01-215;

AND WHEREAS Council amended By-law 01-215 with By-law 20-147, By-law 21-158 and By-law 22-201 to add Community Safety Zones;

AND WHEREAS this amending by-law amends By-law 01-215 to add additional Community Safety Zones and to consolidate the previous list of Community Safety Zones, as hereinafter described and depicted;

NOW THEREFORE the Council of the City of Hamilton enacts as follows:

1. That the amendments in this By-law include any necessary grammatical, numbering and letter changes.
2. That Schedule 34 be repealed and replaced with the following:

Schedule 34: Designated Community Safety Zones		
Column 1 Highway	Column 2 Between	Column 3 Times of day
Bellagio Avenue	Fletcher Road and Kingsborough Drive	Anytime
Broker Drive	Upper Ottawa Street and Mountain Brow Boulevard	Anytime
Gage Avenue South	Lawrence Road and Main Street East	Anytime
Glancaster Road	Rymal Road West and Book Road East	Anytime
Greenhill Avenue	Quigley Road and Mount Albion Road	Anytime
Harvest Road	Brock Road and Ofield Road South	Anytime
Lawrence Road	Gage Avenue South and Ottawa Street South	Anytime
Lawrence Road	Cochrane Road and Mount Albion Road	Anytime
Lewis Road	Barton Street East and Highway 8	Anytime
Main Street North	Parkside Drive and Dundas Street East	Anytime
Stone Church Road East	Dartnall Road and Pritchard Road	Anytime
Trinity Church Road	Binbrook Road and 500 m south of Rymal Road	Anytime
2nd Street North	Charles Street and King Street West	Anytime
Barton Street East	Ferguson Avenue North and East Avenue North	Anytime
Wellington Street North	Simcoe Street and Robert Street	Anytime
Victoria Avenue North	Robert Street and Shaw Street	Anytime
Birge Street	Wellington Street North and Victoria Avenue	Anytime
Highway 5 West	Harrisburg Road and Hunter Road	Anytime
Regional Road 56	Golf Club Road and Guyatt Road	Anytime
Hunter Street East	James Street South and Wellington Street South	Anytime

Lottridge Street	Beechwood Avenue and Cannon Street East	Anytime
Mountain Brow Boulevard	Broker Drive and Mohawk Road East	Anytime
Gage Avenue North	Beechwood Avenue and Cannon Street East	Anytime
Upper Gage Avenue	Stone Church Road East and Rymal Road East	Anytime
Upper Sherman Avenue	Limeridge Road East and Mohawk Road East	Anytime
Cranbrook Drive	Gretna Court and Glenvale Drive	Anytime
Aberdeen Avenue	Locke Street South and Longwood Road South	Anytime
West 5 th Street	Limeridge Road West and Mohawk Road West	Anytime
Scenic Drive	Mohawk Road West and Sanatorium Road	Anytime
Centre Road	Parkside Drive and Concession 5 East	Anytime
Winterberry Drive	Glenhollow Drive and Paramount Drive	Anytime
Parkdale Avenue North	Queenston Road and Barton Street East	Anytime
Millen Road	Maple Drive and Highway 8	Anytime
Jerseyville Road East	Fiddler's Green Road and Meadowbrook Drive	Anytime
Old Ancaster Road	Dundana Avenue and Turnbull Road	Anytime
Mohawk Road East	Upper Wentworth Street and Upper Sherman Avenue	Anytime
Victoria Avenue North	Charlton Avenue East and Wilson Street	Anytime
Centennial Parkway North	Queenston Road and Barton Street East	Anytime
Upper Ottawa Street	Fennell Avenue East and Mohawk Road East	Anytime
Robson Road	Parkside Drive and Concession 5 East	Anytime
Kitty Murray Lane	Stonehenge Drive and Garner Road East	Anytime
Dundurn Street South	Herkimer Street and Aberdeen Avenue	Anytime

James Street South	St. Joseph's Drive and James Mountain Road	Anytime
James Mountain Road	James Street South and West 5 th Street	Anytime
Lake Avenue North	Jackson Lane and Barton Street East	Anytime
Kenilworth Avenue North	Cannon Street East and Barton Street East	Anytime
Upper Wellington Street	Limeridge Road East and Mohawk Road East	Anytime
Upper James Street	Lincoln Alexander Parkway and Stone Church Road	Anytime
King Street West	Locke Street South and Dundurn Street South	Anytime
King Street East	Emerald Street South and Wellington Street North	Anytime
King Street East	Gage Avenue South and Lottridge Street	Anytime
Main Street West	Dundurn Street South and Queen Street South	Anytime
Main Street East	Gage Avenue South and King Street East	Anytime
John Street North	King Street East and Barton Street East	Anytime
Upper Wentworth Street	Southpark Avenue and Kingfisher Drive	Anytime
Wentworth Street North	King Street East and Barton Street East	Anytime
Ottawa Street North	Cannon Street East and Barton Street East	Anytime
Nash Road	Rainbow Drive and Kentley Drive	Anytime
Wilson Street	John Street North and Wellington Street North	Anytime
Queenston Road	Potruff Road South and Centennial Parkway South	Anytime
Highway No. 5	Spring Creek Drive and Kerns Road	Anytime
Highway No. 8	Norwich Road and King Street East	Anytime
Bay Street North	King Street West and Barton Street West	Anytime
Fennell Avenue West	Garth Street and Upper James Street	Anytime

Queen Street South	King Street West and Aberdeen Avenue	Anytime
Upper Paradise Road	Hadeland Avenue and Stone Church Road West	Anytime
Highland Road West	First Road West and Upper Centennial Parkway	Anytime
Cannon Street East	Ottawa Street North and Kenilworth Avenue North	Anytime
Fletcher Road	Golf Club Road East and Binbrook Road	Anytime
Gray Road	Collegiate Avenue and Roxborough Avenue	Anytime
Highbury Drive	Gatestone Drive and Foxmeadow Drive	Anytime
Bridlewood Drive	Governors Road and Highland Park Drive	Anytime

3. That in all other respects By-law 01-215 is confirmed; and
4. That the provisions of this by-law shall become effective on the date approved by City Council.

PASSED this 24th day of May, 2023

A. Horwath
Mayor

A. Holland
City Clerk

Authority: Item 3, Public Works Committee
Report 22-004 (PW22013)
CM: March 30, 2022
Ward: City Wide

Bill No. 086

CITY OF HAMILTON

BY-LAW NO. 23-

**To Establish City of Hamilton Land
Described as Block 111 on Plan 62M-1073, Save and Except Parts 1 and 2 on Plan
62R-21881, as Part of Watershore Drive**

WHEREAS sections 8, 9 and 10 of the *Municipal Act, 2001* authorize the City of Hamilton to pass by-laws necessary or desirable for municipal purposes, and in particular by-laws with respect to highways; and

WHEREAS section 31(2) of the *Municipal Act, 2001* provides that land may only become a highway by virtue of a by-law establishing the highway.

NOW THEREFORE the Council of the City of Hamilton enacts as follows:

1. The land, owned by and located in the City of Hamilton, described as Block 111 on plan 62M-1073, Save and Except Parts 1 and 2 on Plan 62R-21881, is established as a public highway, forming part of Watershore Drive.
2. The General Manager of Public Works or their authorized agent is authorized to establish the said land as a public highway.
3. This By-law comes into force on the date of its registration in the Land Registry Office (No. 62).

PASSED this 24th day of May, 2023.

A. Horwath
Mayor

A. Holland
City Clerk

Authority: Item 4, Planning Committee
Report 23-008 (PED23115)
CM: May 24, 2023
Ward: City Wide
Bill No. 087

CITY OF HAMILTON

BY-LAW NO. 23-

To Amend By-law R00-054, the Regional Municipality of Hamilton-Wentworth Conservation By-law (as amended by By-law 10-013, By-law 14-213, and By-law 17-094)

WHEREAS the *City of Hamilton Act, 1999* did incorporate, as of January 1, 2001, the municipality “City of Hamilton”;

AND WHEREAS the City of Hamilton is successor to the following former area municipalities: the Corporation of the Town of Ancaster, the Corporation of the Town of Dundas, the Corporation of the Town of Flamborough, the Corporation of the Township of Glanbrook, the Corporation of the City of Hamilton, and the Corporation of the City of Stoney Creek and the successor of the former Regional Municipality of Hamilton-Wentworth;

AND WHEREAS the *City of Hamilton Act, 1999*, provides that the By-laws of the former area municipalities and the former Regional Municipality of Hamilton-Wentworth remain in force in respect of the part of the municipal area to which they applied on December 31, 2000, until they expire or are repealed or amended to provide otherwise;

AND WHEREAS the City of Hamilton has declared a Climate Change Emergency and trees play an important role in the adaptation and mitigation of Climate Change;

AND WHEREAS the City of Hamilton’s Rural Official Plan and the Urban Official Plan recognizes the importance of trees and woodlands to the health and quality of life in our communities and encourages the protection and restoration of trees and forests;

AND WHEREAS through the public consultation on the draft Urban Forest Strategy, the residents of Hamilton indicated that better protection for private trees, especially during development, was considered very important and that the City of Hamilton should do more to protect individual trees or groupings of trees;

AND WHEREAS it is important to protect trees within future development areas until such time as Secondary Plans including the identification of Natural Heritage Systems have been prepared and adopted by Council;

AND WHEREAS Sections 8, 9, and 10 of the *Municipal Act, 2001* authorize the City of Hamilton to pass By-laws necessary or desirable for municipal purposes, and in particular, Paragraph 5 of Subsection 10(2) authorizes By-laws respecting the economic, social, and environmental well-being of the municipality;

AND WHEREAS Subsection 135(1) of the *Municipal Act, 2001* provides that the City may prohibit or regulate the destruction or injuring of trees;

AND WHEREAS Subsection 135(7) of the *Municipal Act, 2001* provides that the City may require that a Permit be obtained to injure or destroy trees and impose conditions to a Permit, including conditions relating to the manner in which destruction occurs and the qualifications of a person authorized to injure or destroy trees;

AND WHEREAS Section 425 of the *Municipal Act, 2001* authorizes the City of Hamilton to pass By-laws providing that a person who contravenes a By-law of the City of Hamilton passed under that Act is guilty of an offence;

AND WHEREAS the *Municipal Act, 2001* further authorizes the City of Hamilton, amongst other things, to delegate its authority, to impose fees or charges on persons for services or activities provided or done by or on behalf of it, to provide for inspections and inspection orders, and to make orders to discontinue activity or to do work.

AND WHEREAS this By-law amends By-law No. R00-054;

NOW THEREFORE the Council of the City of Hamilton enacts as follows:

1. That the amendments in this By-law include any necessary grammatical, numbering and lettering changes;
2. That By-law R00-054 be amended to add the following recitals after the third AND WHEREAS clause:

AND WHEREAS Sections 8, 9 and 10 of the *Municipal Act, 2001*, SO 2001, c.25, as amended (the "*Municipal Act, 2001*") authorize the City of Hamilton to pass By-laws necessary or desirable for municipal purposes, and in particular, Paragraph 5 of Subsection 10 (2) authorizes By-laws respecting the economic, social and environmental well-being of the municipality;

AND WHEREAS Subsection 135 (1) of the *Municipal Act, 2001* provides that the City may prohibit or regulate the destruction or injuring of trees

3. That Section 1 of By-law R00-054 be amended to add the following definitions in alphabetical order:

"Director" means the Director, Municipal Law Enforcement, for the City of Hamilton, and any successor or his or her designate;

"Occupied Building" means a permanent structure used or intended to be used for the shelter, accommodation or enclosure of persons for residential, business, institutional or recreational purposes. For the purposes of this Bylaw, an attached garage shall be deemed to be part of an Occupied Building.

4. That the definition of “woodland” in Section 1 of By-law R00-054, as amended, be amended to include the following:

“For the purposes of this By-law, the boundary of the woodland shall be defined by the ecological limit of the woodland and not by private property boundaries and shall include the area up to the drip line of the woodland and any corridors measuring up to 30 metres in width. Where a potential woodland is dissected by a corridor or natural feature such as a creek, the area of the woodland shall be calculated exclusive of the area of the corridor or natural feature.”

5. That By-law R00-054 be amended by repealing section 2 and replacing it with the following:

2. (1) This by-law applies only to woodlands that are equal to or greater than 0.81 hectares (2 acres) within the geographic boundaries of the Regional Municipality of Hamilton-Wentworth under the Regional Municipality of Hamilton-Wentworth Act, R.S.O. 1990 c.R.12

- (2) In addition to Subsection 2(1) of this By-law, for those lands identified in Schedules “C1”, “C2” and “C3” to this By-law, this By-law shall apply to:

- (a) Trees with a diameter breast height equal to or greater than 20 centimetres, except such trees that are:

- (i) Located within 7.5 metres (25 feet) of the outer edge of an Occupied Building, existing at the date of passage of this By-law, and do not form part of a woodland; or,
- (ii) Siberian Elms (*Ulmus pumila*), Norway Maples (*Acer platanoides*), Tree of Heaven (*Ailanthus altissima*), or Manitoba Maples (*Acer negundo*) and the destruction of one or more of the trees does not have the effect of reducing the number of trees in a woodland below the number of trees necessary to constitute a woodland.

- (3) The provisions of this By-law apply in addition to the provisions contained in any other applicable By-laws of the City of Hamilton or applicable provincial or federal statutes or regulations.

- (4) In the event of a conflict between this By-law and any other applicable By-law of the City of Hamilton:

- (i) Where one or more conflicting provisions provides for public health or safety, then the provision which is most protective of public health or safety prevails; or,
- (ii) Where none of the conflicting provisions provides for public health or safety, then the provision which is most protective of trees prevails.

6. That Subsection 3(1) of By-law R00-054 be amended by adding the words “or individual trees defined in Subsection 2 (2)” after the words “trees in a woodland” such that Subsection 3(1) will read “Except as provided in Section 4, no person shall destroy or permit the destruction by cutting, burning, or other means one or more trees in a woodland or individual trees defined in Subsection 2(2) if:”
7. That Subsection 3(2) of By-law R00-054 be amended by adding the words “or individual trees defined in Subsection 2(2)” after the words “...trees in woodlands” such that Subsection 3.2) will read as “When cutting or removing or permitting the cutting or removing or one or more trees in woodlands or trees defined in Subsection 2(2)...”
8. That subsection 5.(1) of By-law R00-054 be amended by adding the words “or where individual trees that are defined in Subsection 2 (2) are located” after the words “where woodlands are located” such that Subsection 5.(1) will read as “...of the land where woodlands are located or individual trees that are defined in Subsection 2(2) are located...”
9. That subsection 6.(1) of By-law R00-054 be amended by adding the words “or individual trees that are defined in Subsection 2(2)” after the words “trees from woodlands” such that Subsection 6.(1) will read as “...trees from woodlands or individual trees that are defined in Subsection 2(2)...”
10. That Section 9 be renumbered to Section 12 and the following new Sections 9, 10 and 11 be added to By-law R00-054;

ORDERS

9. (1) If a by-law enforcement officer is satisfied that a contravention of this By-law has occurred, he or she may make an order requiring the person who contravened the By-law or who caused or permitted the contravention or the owner or occupier of the property on which the contravention occurred, to discontinue the contravening activity;
- (2) An order under subsection 9 (1) shall set out:
 - (a) Reasonable particulars of the contravention adequate to identify the contravention and the location of the property on which the contravention occurred; and,
 - (b) The date or dates by which there must be compliance with the order, which may be of immediate effect should the by-law enforcement officer determine that the circumstances warrant.
- (3) If a by-law enforcement is satisfied that a contravention of this By-law has occurred, he or she may make an order requiring the person who contravened the By-law or who caused or permitted the contravention or the owner or occupier of the property on which the contravention occurred, to do work to correct the contravention;

- (4) An order under subsection 9(3) shall set out:
 - (a) Reasonable particulars of the contravention adequate to identify the contravention and the location of property on which the contravention occurred;
 - (b) The work to be completed;
 - (c) The date or dates by which the work must be completed; and,
 - (d) Notice that if the order is not complied with, then the work may be done at the expense of the owner.
- (5) Delivery of an order to discontinue a contravening activity made under subsection 9(1), or an order to do work made under subsection 9(3), may be given personally or by registered mail to the last known address of:
 - (a) The owner;
 - (b) Such other persons affected by the order as a by-law enforcement officer determines; and,
 - (c) Delivery by registered mail shall be deemed to have taken place five business days after the date of mailing.
- (6) In addition to delivery, in accordance with subsection 9(5), an order to discontinue contravening activity made under subsection 9(1), or an order to do work made under subsection 9(3), may be delivered by a by-law enforcement officer by placing a placard containing the order in a conspicuous place on the property where the contravention occurred;
- (7) Where delivery cannot be given in accordance with subsection 9(5), sufficient delivery is deemed to have taken place when given in accordance with subsection 9(6);
- (8) Where a time frame is set out in an order for carrying out any action, a by-law enforcement officer may extend the time for compliance beyond the established time frame, provided such extension is required and is acceptable to the by-law enforcement officer;

CITY CARRYING OUT WORK

10. (1) Where a person does not comply with a direction or a requirement, including an order, under this By-law to do a matter or thing, the Director, with such assistance by others as may be required, may carry out such direction or requirement at the person's expense;

(2) Where the costs of doing a matter or thing under subsection 10 (1) are estimated to be:

- (a) Less than \$10,000, the Director may proceed without further approval, and in accordance with the City's Procurement Policy; or,
- (b) \$10,000 or more, the Director may proceed with approval of an authorized person or of Council, and in accordance with the City's Procurement Policy.

(3) The City may recover the costs of doing a matter or thing under subsection 10(1) by action or by adding the costs to the tax roll and collecting them the same manner as property taxes, and such costs shall include an interest rate of 15 per cent commencing on the day the City incurs the costs and ending on the day the costs, including the interest, are paid in full. The amount of the City's costs, including interest to the date payment is made in full, constitutes a lien upon the land, upon the registration of a notice of lien upon the land;

ADMINISTRATION AND ENFORCEMENT

11. (1) The Director is authorized to administer and enforce this By-law including but not limited to:

- (a) arranging for:
 - (i) the assistance or work of City staff, City agents, or the assistance of police officers;
 - (ii) the making of orders or other requirements and the imposition of conditions, as authorized under this By-law;
 - (iii) the obtaining of court orders or warrants, as may be required;
 - (iv) the commencement of such actions on behalf of the City to recover costs or restrain contravention of this By-law, as deemed necessary; and,
- (b) prescribing the format and content of any forms or other documents required under this By-law.

(2) The Director may assign by-law enforcement officers to enforce this By-law, and by-law enforcement officers so assigned or appointed by Council to enforce this By-law shall have the authority to:

- (a) carry out inspections;
- (b) make orders or other requirements, as authorized under this By-law; and,
- (c) give immediate effect to any orders or other requirements made under this By-law.

(3) The Director may assign duties or delegate tasks under this By-law to be carried out in the Director's absence or otherwise.

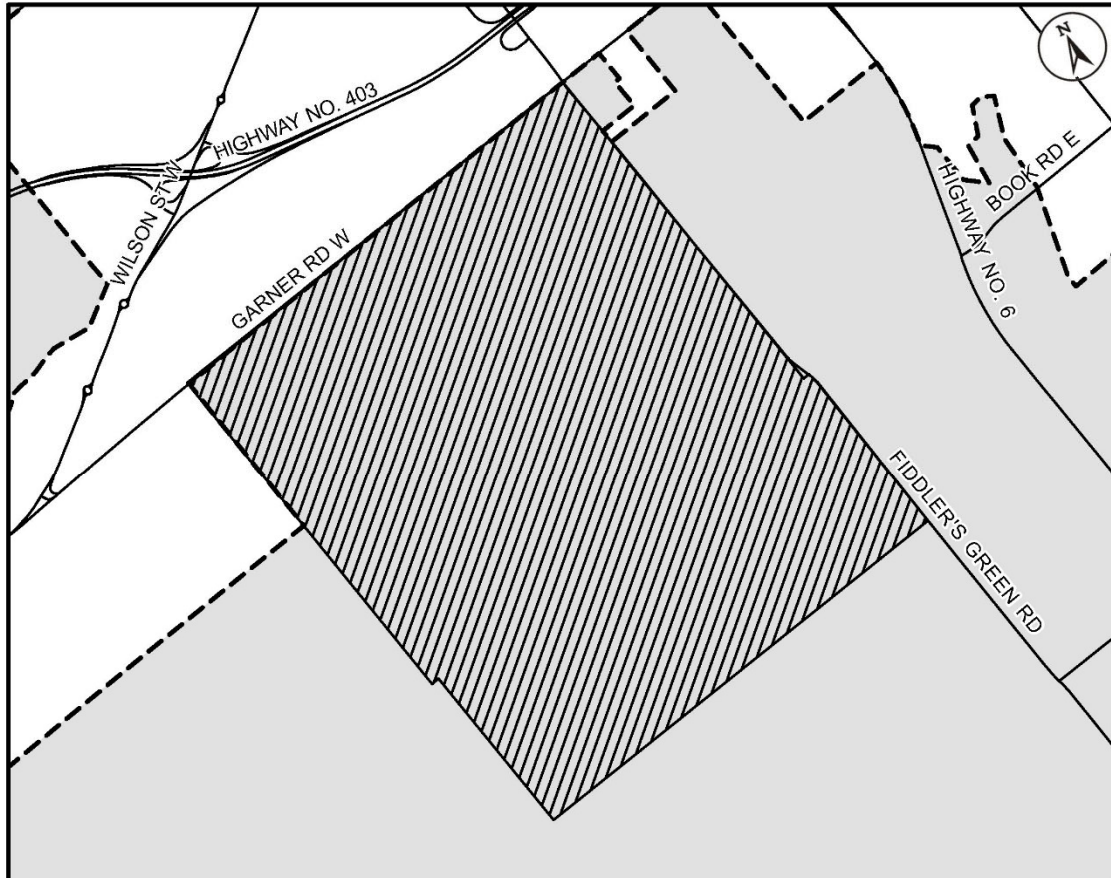
11. That Schedules "A1", "A2" and "A3" to this By-law be added as Schedules "C1", "C2" and "C3" to By-law R00-054;
12. That in all other respects, By-law R00-054 is confirmed; and,
13. That the provisions of this By-law shall become effective on the date approved by City Council.

PASSED this 24th day of May, 2023

A. Horwath
Mayor

A. Holland
City Clerk

Schedule "A1" to By-law 23-087

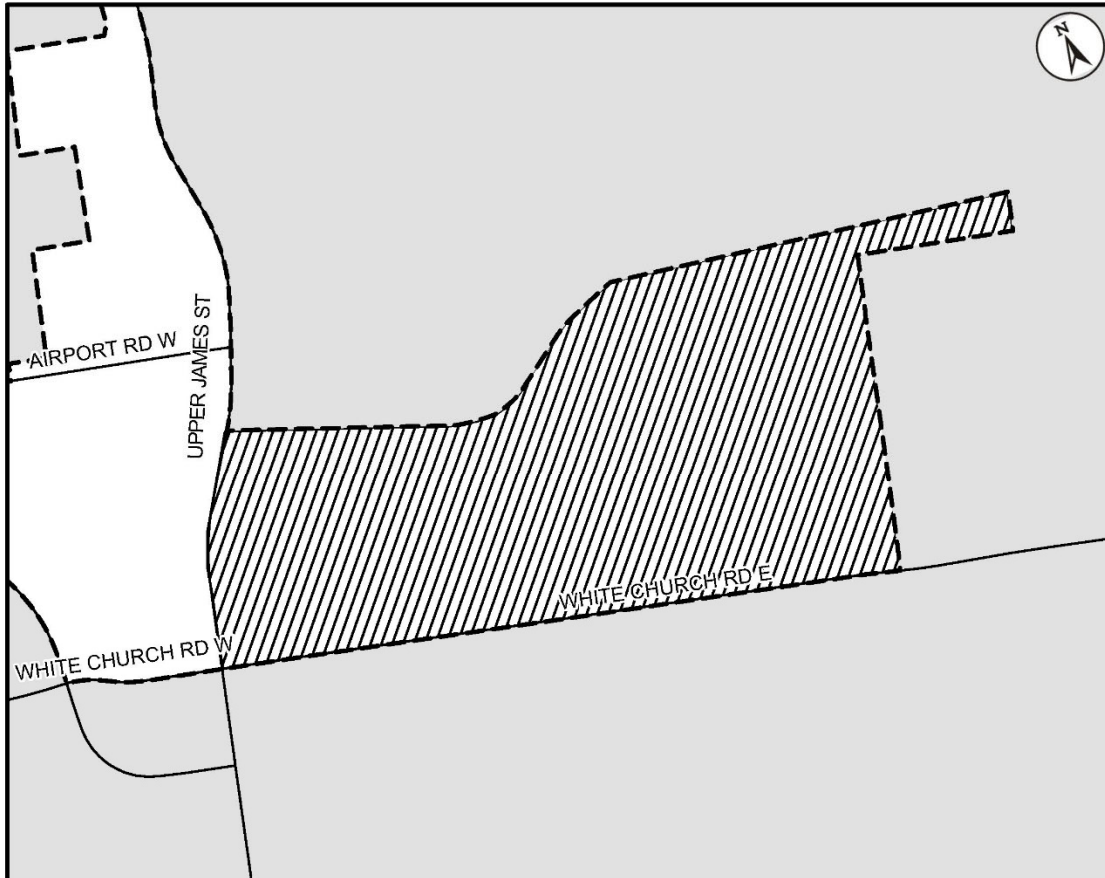


<p>This is Schedule "A1" to By-law No. 23-</p> <p>Passed the day of, 2023</p>	<p>-----</p> <p style="text-align: center;">Mayor</p> <p>-----</p> <p style="text-align: center;">Clerk</p>
---	---

<p style="text-align: center;">Schedule "A1"</p> <p style="text-align: center;">Map forming Part of By-law No. 23-_____</p> <p style="text-align: center;">to Amend By-law No. R00-054</p>	<p>Subject Property</p> <ul style="list-style-type: none"> Lands Removed from the Greenbelt Plan Area Rural Area Urban Boundary
---	--

Scale: N.T.S	File Name/Number: Tree By-law	
Date: April 24, 2023	Planner/Technician: SR/NB	
PLANNING AND ECONOMIC DEVELOPMENT DEPARTMENT		

Schedule "A2" to By-law 23-087

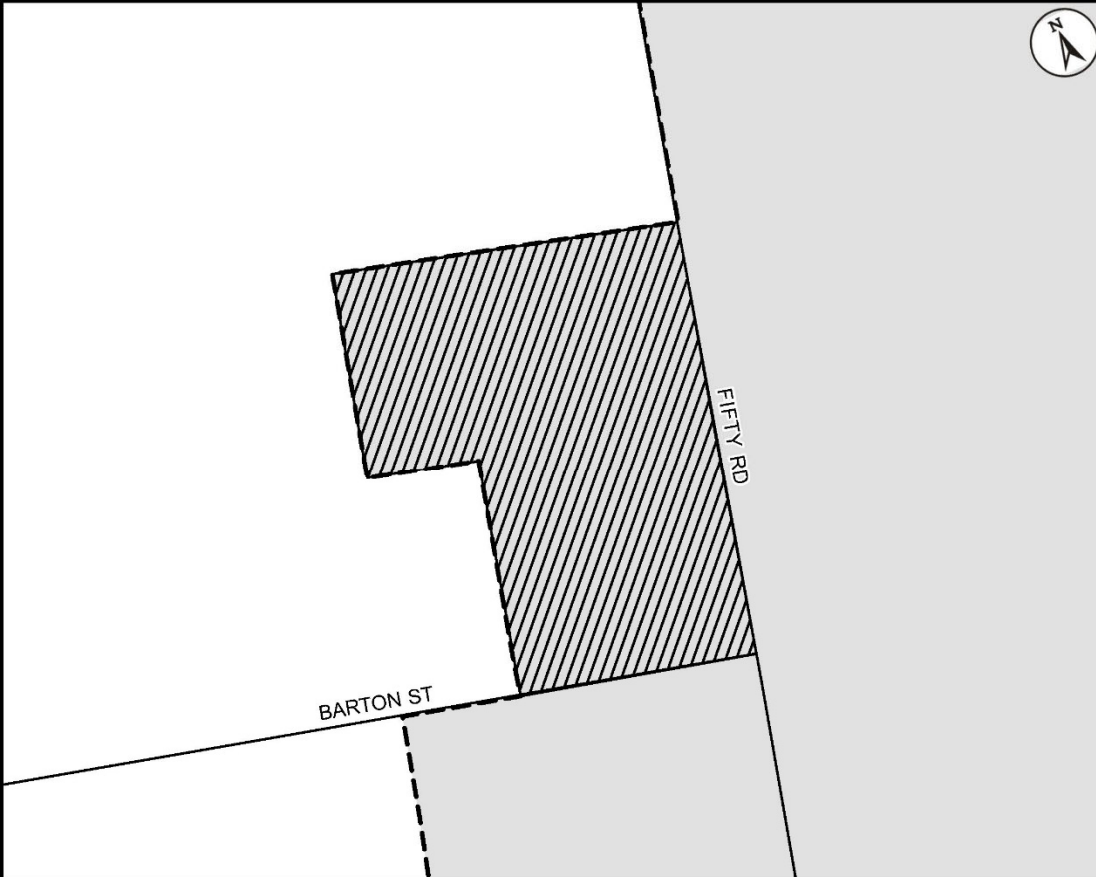



<p>This is Schedule "A2" to By-law No. 23-</p> <p>Passed the day of, 2023</p>	<p>-----</p> <p style="text-align: center;">Mayor</p> <p>-----</p> <p style="text-align: center;">Clerk</p>
---	---


<p>Schedule "A2"</p> <p>Map forming Part of By-law No. 23-_____</p> <p>to Amend By-law No. 14-212</p>	<p>Subject Property</p> <p> Lands Subject to additional Provision for trees, not part of a Woodland</p> <p> Rural Area</p> <p> Urban Boundary</p>
--	--


Scale: N.T.S	File Name/Number: Tree By-law	
Date: April 24, 2023	Planner/Technician: SR/NB	
PLANNING AND ECONOMIC DEVELOPMENT DEPARTMENT		


Schedule "A3" to By-law 23-087

		
<p>This is Schedule "A3" to By-law No. 23-</p> <p>Passed the day of, 2023</p>	<p>-----</p> <p style="text-align: center;">Mayor</p> <p>-----</p> <p style="text-align: center;">Clerk</p>	
<p>Schedule "A3"</p> <p>Map forming Part of By-law No. 23-_____</p> <p>to Amend By-law No. R00-054</p>		
<p>Scale: N.T.S</p>	<p>File Name/Number: Tree By-law</p>	 Hamilton
<p>Date: April 24, 2023</p>	<p>Planner/Technician: SR/NB</p>	
<p>PLANNING AND ECONOMIC DEVELOPMENT DEPARTMENT</p>		

Subject Property

 Lands Removed from the Greenbelt Plan Area

 Rural Area

 Urban Boundary

Authority: Item 4, Planning Committee
Report 23-008 (PED23115)
CM: May 24, 2023
Ward: City Wide
Bill No. 088

CITY OF HAMILTON

BY-LAW NO. 23-

To Amend By-law 14-212, To Promote the Conservation and Sustainable Use of Woodlands on Private Property within the Urban Boundary of the City of Hamilton

WHEREAS the City of Hamilton has declared a Climate Change Emergency and trees play an important role in the adaptation and mitigation of Climate Change;

AND WHEREAS the City of Hamilton Urban Official Plan recognizes the importance of trees and woodlands to the health and quality of life in our communities and encourages the protection and restoration of trees and forests;

AND WHEREAS through the public consultation on the draft Urban Forest Strategy, the residents of Hamilton indicated that better protection for private trees, especially during development, was considered very important and that the City of Hamilton should do more to protect individual trees or groupings of trees that are not regulated by the current Woodlands By-laws;

AND WHEREAS it is important to protect trees within future development areas until such time as Secondary Plans including the identification of Natural Heritage Systems have been prepared and adopted by Council;

AND WHEREAS this By-law amends By-law No. 14-212;

NOW THEREFORE the Council of the City of Hamilton enacts as follows:

1. That the amendments in this By-law include any necessary grammatical, numbering and lettering changes;
2. That Section 1 of By-law 14-212 be amended to add the following definition in alphabetical order:

“Occupied Building” means a permanent structure used or intended to be used for the shelter, accommodation or enclosure of persons for residential, business, institutional or recreational purposes. For the purposes of this By-law, an attached garage shall be deemed to be part of an Occupied Building;
3. That By-law 14-212 be amended by adding the following Section after Section 2:
 - 2a In addition to Section 2 of this By-law, for those lands identified in Schedules “A1”, “A2” and “A3” to this By-law, this By-law shall apply to:
 - (a) Trees with a diameter breast height equal to or greater than 20 centimetres, except such trees that are:

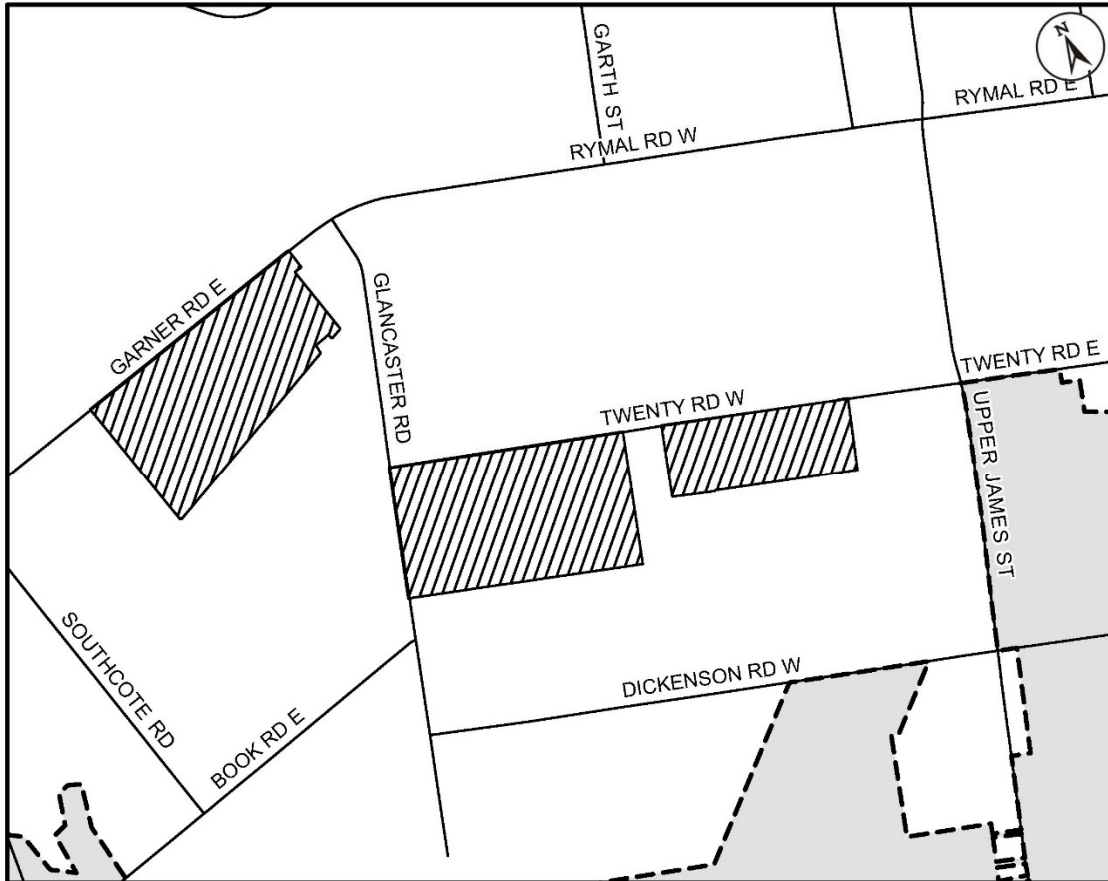
- (i) Located within 7.5 metres (25 feet) of the outer edge of an Occupied Building existing at the date of passage of this By-law and do not form part of a woodland; or,
 - (ii) Siberian Elms (*Ulmus pumila*), Norway Maples (*Acer platanoides*), Tree of Heaven (*Ailanthus altissima*), or Manitoba Maples (*Acer negundo*) and the destruction of one or more of the trees does not have the effect of reducing the number of trees in a woodland below the number of trees necessary to constitute a woodland.
4. That By-law 14-212 be amended by adding the following Section after Section 3:
- 3a In addition to Section 3 of this By-law, for those lands identified in Schedules “A1”, “A2” and “A3” of this By-law, except as otherwise permitted under Sections 5, 6 or 7 of this By-law or Subsections 2a (a) (i) or (ii), no person through their own actions or through the actions of any other person shall injure or destroy any tree with a diameter breast height equal to or greater than 20 centimetres or permit the destruction or injury of any tree with a diameter breast height equal to or greater than 20 centimetres.
5. That By-law 14-212 be amended by adding the words “and 2a” to Section 5, such that Section 5 will read as follows: “Despite Sections 2 and 2a, this By-law does not apply to.....”;
6. That By-law 14-212 be amended by adding the following words “or a tree or trees identified in Section 2a” after the word “woodland” in: Subsections 5 (c), 5 (d), 5(e), 5 (f), 5 (g), 5(h), 5(i), 5(j), 5(k), 5(l), 5(n); Section 6; and Sections 8 – 12;
7. That Schedules “A1”, “A2” and “A3” to this By-law be added as Schedules “A1”, “A2” and “A3” to By-law 14-212;
8. That in all other respects, By-law 14-212 is confirmed; and,
9. That the provisions of this By-law shall become effective on the date approved by City Council.

PASSED this 24th day of May, 2023

A. Horwath
Mayor

A. Holland
City Clerk

Schedule "A1" to By-law 23-088

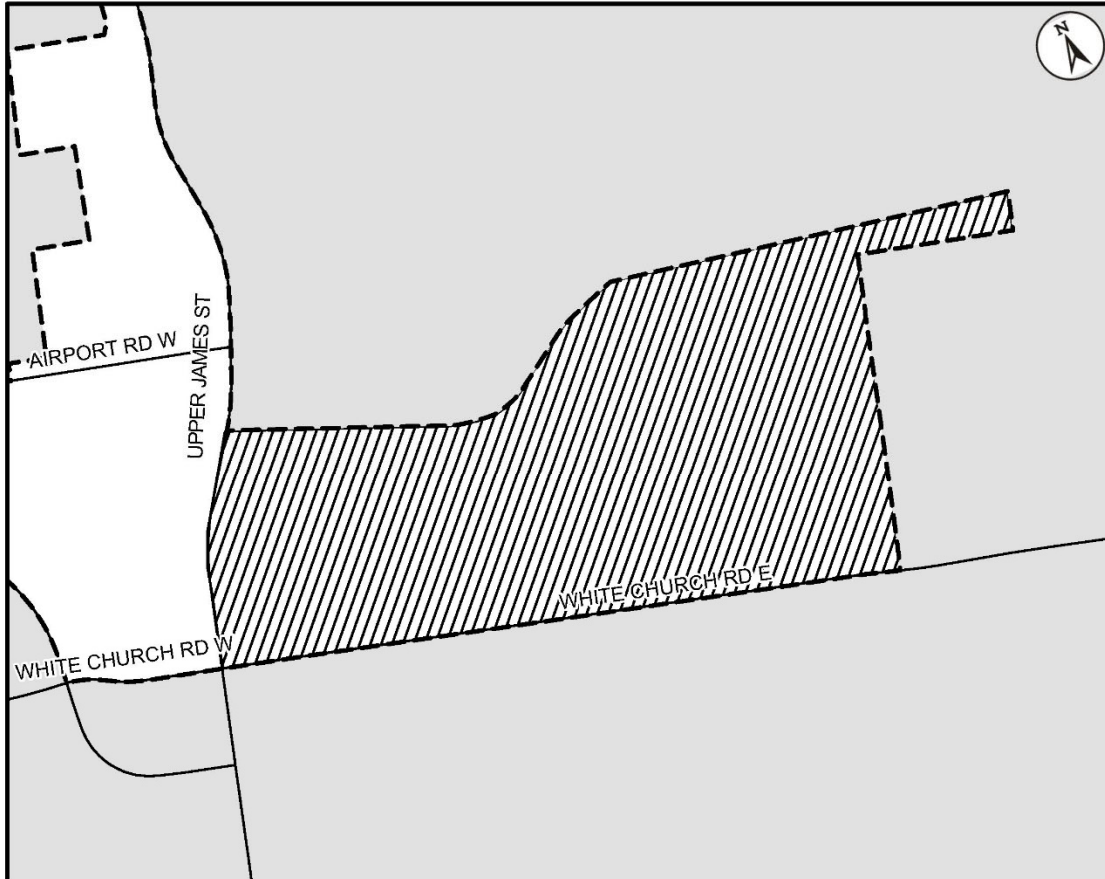


This is Schedule "A1" to By-law No. 23- Passed the day of, 2023	----- Mayor ----- Clerk
--	--------------------------------------

<p style="text-align: center;">Schedule "A1"</p> <p style="text-align: center;">Map forming Part of By-law No. 23-_____</p> <p style="text-align: center;">to Amend By-law No. 14-212</p>	<p>Subject Property</p> <ul style="list-style-type: none"> Lands Subject to additional Provision for trees, not part of a Woodland Rural Area Urban Boundary
--	---

Scale: N.T.S	File Name/Number: Tree By-law	
Date: April 24, 2023	Planner/Technician: SR/NB	
PLANNING AND ECONOMIC DEVELOPMENT DEPARTMENT		

Schedule "A2" to By-law 23-088



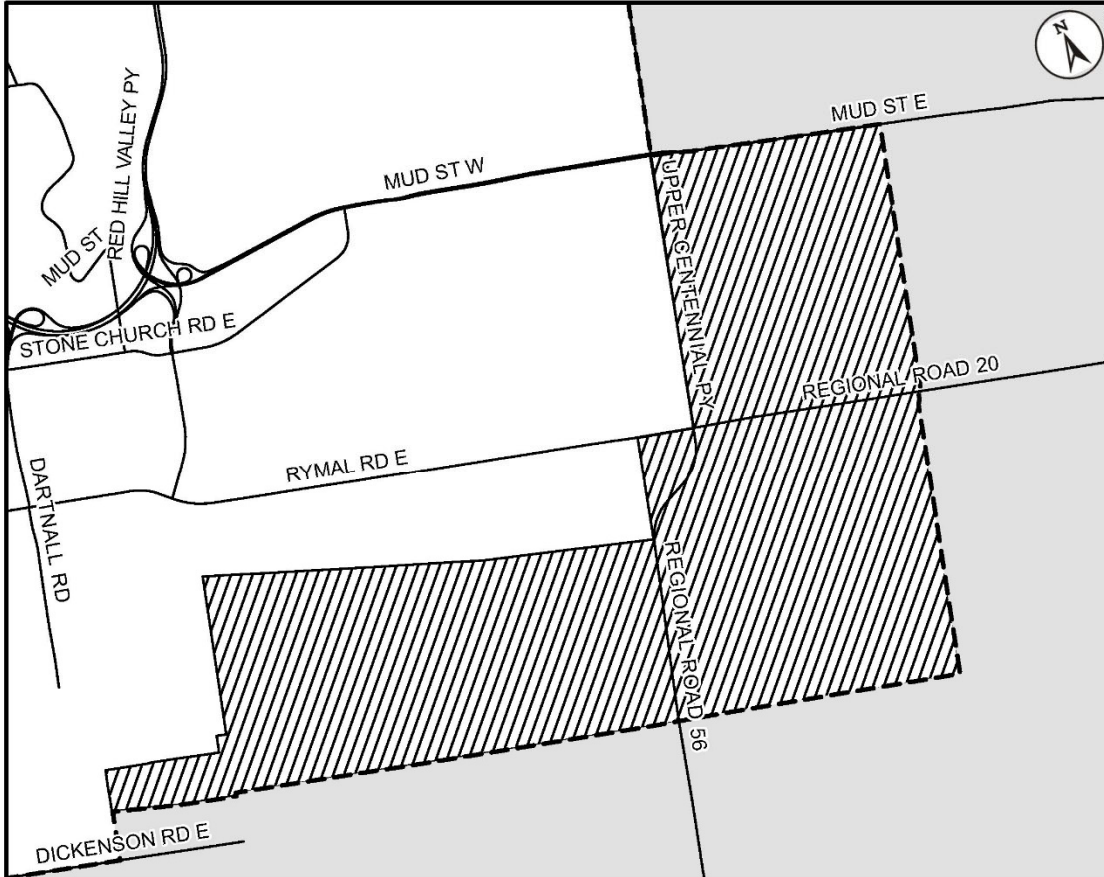
This is Schedule "A2" to By-law No. 23- Passed the day of, 2023	----- Mayor ----- Clerk
--	--------------------------------------

<h2>Schedule "A2"</h2> <p>Map forming Part of By-law No. 23-_____</p> <p>to Amend By-law No. 14-212</p>	<p>Subject Property</p> <ul style="list-style-type: none"> Lands Subject to additional Provision for trees, not part of a Woodland Rural Area Urban Boundary
---	---

Scale: N.T.S	File Name/Number: Tree By-law
Date: April 24, 2023	Planner/Technician: SR/NB
PLANNING AND ECONOMIC DEVELOPMENT DEPARTMENT	



Schedule "A3" to By-law 23-088



This is Schedule "A3" to By-law No. 23-
 Passed the day of, 2023

 Mayor




 Clerk

Schedule "A3"

Map forming Part of
 By-law No. 23-_____

to Amend By-law No. 14-212

Subject Property

-  Lands Subject to additional Provision for trees, not part of a Woodland
-  Rural Area
-  Urban Boundary

Scale: N.T.S	File Name/Number: Tree By-law
Date: April 24, 2023	Planner/Technician: SR/NB
PLANNING AND ECONOMIC DEVELOPMENT DEPARTMENT	



Authority: Item 5, General Issues Committee
Report 23-017 (FCS23049)
CM: May 24, 2023
Ward: City Wide
Bill No. 089

CITY OF HAMILTON

BY-LAW NO. 23-

To Set Optional Property Classes Within the City of Hamilton for the Year 2023

WHEREAS the property classes have been prescribed by the *Municipal Act, 2001*, S.O. 2001, c. 25, and by the Minister of Finance under Ontario Regulation 282/98; and

WHEREAS Ontario Regulation 282/98 authorizes the Council of the City of Hamilton to adopt optional property classes by by-law.

NOW THEREFORE the Council of the City of Hamilton enacts as follows:

1. For the 2023 taxation year, the following optional classes as defined in Ontario Regulation 282/98 shall apply in the City of Hamilton:
 - (a) parking lots and vacant land property class; and
 - (b) large industrial property class.
2. This By-law is deemed to have come into force on January 1st, 2023.

PASSED this 24th day of May, 2023.

A. Horwath
Mayor

A. Holland
City Clerk

Authority: Item 5, General Issues Committee
Report 23-017 (FCS23049)
CM: May 24, 2023
Ward: City Wide
Bill No. 090

CITY OF HAMILTON

BY-LAW NO. 23-

To Establish Tax Ratios and Tax Reductions for the Year 2023

WHEREAS it is necessary for the Council of the City of Hamilton, pursuant to section 308 of the *Municipal Act, 2001*, S.O. 2001, c. 25, to establish tax ratios for the 2023 taxation year for the City of Hamilton; and

WHEREAS the tax ratios determine the relative amount of taxation to be borne by each property class; and

WHEREAS it is necessary for the Council of the City of Hamilton, pursuant to section 308 of the *Municipal Act, 2001*, S.O. 2001, c. 25, to establish tax ratios for the 2023 taxation year for the City of Hamilton; and

WHEREAS the tax ratios determine the relative amount of taxation to be borne by each property class; and

WHEREAS the property classes have been prescribed by the *Assessment Act*, R.S.O. 1990, c. A.31 and by the Minister of Finance under Ontario Regulation 282/98; and

WHEREAS tax transition ratios have been prescribed by the Minister of Finance under Ontario Regulation 385/98; and

WHEREAS it is necessary for the Council of the City of Hamilton, pursuant to section 313 of the *Municipal Act, 2001*, S.O. 2001, c. 25, to establish tax rate reductions for prescribed property subclasses for the 2023 taxation year; and

WHEREAS the tax rate reductions applicable to each property subclass reduce the property tax amounts that would otherwise be levied for municipal purposes; and

WHEREAS the property subclasses for which tax rate reductions are to be established are in accordance with subsection 8(1) of the *Assessment Act*, R.S.O. 1990, c. A.31.

NOW THEREFORE the Council of the City of Hamilton enacts as follows:

1. This By-law applies to all rateable property within the City of Hamilton.
2. For the 2023 taxation year, the tax ratio for property in:
 - (a) the residential property class is 1.0000;
 - (b) the multi-residential property class is 2.2174;
 - (c) the new multi-residential property class is 1.0000;

- (d) the commercial property class is 1.9800;
 - (e) the parking lots and vacant land property class is 1.9800;
 - (f) the industrial property class is 3.1025;
 - (g) the large industrial property class is 3.6381;
 - (h) the pipeline property class is 1.7947;
 - (i) the farm property class is 0.1767;
 - (j) the managed forest property class is 0.2500
 - (k) the landfill property class is 2.9696.
3. For the 2023 taxation year, the tax rate reduction for:
- (a) the first class of farmland awaiting development in the residential, multi-residential, commercial or industrial property classes is 25%;
 - (b) the second class of farmland awaiting development in the residential, multi-residential, commercial or industrial property classes is 0%;
 - (c) the excess land subclasses in the commercial property class is 0%;
 - (d) the excess land subclasses in the industrial property class is 0%;
 - (e) the vacant land subclass in the industrial property class is 0%;
 - (f) the excess land subclass in the large industrial property class is 0%;
4. Lands in a property tax class or subclass referred to in this By-law shall include all lands in said property tax class or subclass as provided for in Ontario Regulation 282/98.
5. This By-law is deemed to come into force as of January 1st, 2023.

PASSED this 24th day of May, 2023.

A. Horwath
Mayor

A. Holland
City Clerk

Authority: Item 5, General Issues Committee
Report 23-017 (FCS23049)
CM: May 24, 2023
Ward: City Wide
Bill No. 091

CITY OF HAMILTON

BY-LAW NO. 23-

To Set and Levy the Rates of Taxation for the Year 2023

WHEREAS the *Municipal Act, 2001*, provides the authority for the Council of the City of Hamilton to levy on the whole rateable property according to the last returned assessment roll for the current year, the tax rates required for Municipal and Education purposes; and

WHEREAS the total taxable assessable property according to the last returned assessment roll is \$1,069,608,150; and

WHEREAS subsection 307(2) of the *Municipal Act, 2001* provides that for each municipal levy, the tax rates to be levied on the different classes of property shall be in the same proportion to each other as the tax ratios established under section 308 of the *Municipal Act* for the property classes are to each other; and

WHEREAS section 312 of the *Municipal Act, 2001* provides for the passing of a by-law which levies a separate tax rate on the rateable assessment in each property class in the local municipality for local municipality purposes to raise the general municipal levy; and

WHEREAS City of Hamilton By-law No. 23-089 establishes optional property classes within the City of Hamilton; and

WHEREAS City of Hamilton By-law No. 23-090 establishes tax ratios and tax reductions for the 2023 taxation year; and

WHEREAS section 15 of the *City of Hamilton Act, 1999* provides for the establishment of one or more municipal service areas and the ability to levy one or more special municipality levies in the municipal service areas for the purpose of raising all or part of its costs for services including public transportation, fire protection and prevention and storm sewer services; and

WHEREAS sections 12 of the *City of Hamilton Act, 1999* provide for the establishment of merged areas and the taxation within these merged areas for special services and other adjustments to the general municipality levy; and

WHEREAS section 326 of the *Municipal Act, 2001* provides for the identification of special services and for taxation in the form of a special municipal levy for these special services; and

WHEREAS the *Education Act* provides the tax rates for education purposes.

NOW THEREFORE the Council of the City of Hamilton enacts as follows:

1. For the purposes of this By-law the Transit/Urban, Recreation, Sidewalk and Streetlight Service Area (Transit/Urban Area) means the area shown on Schedule “E” attached to this By-law.
2. For the purposes of this By-law the No Transit/Rural, Recreation, Sidewalk and Streetlight Service Area (No Transit/Rural Area) means the area shown on Schedule “E” attached to this By-law.
3. For the purposes of this By-law the Full Time Fire Area means the area shown on Schedule “F” attached to this By-law.
4. For the purposes of this By-law the Volunteer Fire Area means the area shown on Schedule “F” attached to this By-law.
5. For the purposes of this By-law the Composite Fire Area means the area shown on Schedule “F” attached to this By-law.
6. For the purposes of this By-law the Commercial Property Class is comprised of the following Property Classes and related subclasses: Commercial, Office Building, Shopping Centre, and Parking Lot.
7. For the purposes of this By-law the Industrial Property Class is comprised of the Industrial Property Class and related subclasses.
8. For the purposes of this By-law the Large Industrial Property Class is comprised of the Large Industrial Property Class and related subclasses.
9. (a) The sum of \$1,069,068,150, as set out in Schedule “A” attached to this By-law, is adopted as the amount required for general and special municipal levies for the 2023 taxation year.

(b) The Council of the City of Hamilton adopts transit, recreation, sidewalks, streetlights, fire, parkland purchases and special infrastructure re-investment as special services for the 2023 taxation year.

(c) The levies for Municipal and Education purposes as set out in Schedule “B” attached to this By-law, shall be collected on the rateable property of the City of Hamilton.

10. (a) For Municipal and Education purposes the Tax Rates set out in Schedule “C” attached to this By-law, shall be levied upon the Residential Assessment, the New Multi-Residential Assessment, the Multi-Residential Assessment, the Commercial Assessment, the Parking Lot and Vacant Land Assessment, the Industrial Assessment, the Large Industrial Assessment, the Pipeline Assessment, the Farm Assessment, the Managed Forest Assessment and the Landfill Assessment and the applicable subclasses for general municipal and education levies as set out therein on the ratable property in the City of Hamilton.

(b) In addition to the Tax Rates levied on Schedule “C” attached to this By-law the Transit Tax Rates set out in Schedule “D1” attached to this By-law, shall be levied upon the Residential Assessment, the New Multi-Residential Assessment, the Multi-Residential Assessment, the Commercial Assessment, the Parking Lot and Vacant Land Assessment, the Industrial Assessment, the Large Industrial Assessment, the Pipeline Assessment, the Farm Assessment, the Managed Forest Assessment and the Landfill Assessment and the applicable subclasses in the Transit/Urban Area and upon roll numbers:

2518902220608500000,
2518902220494050000,
2518902220618000000 and
2518902220716600000

(known respectively as Canada Bread, Country Wide Recycling, Maple Leaf and Sarnia Developments) for Transit purposes as set out therein.

(c) In addition to the Tax Rates levied on Schedule “C” attached to this By-law the Urban Recreation Tax Rates set out in Schedule “D2” attached to this By-law, shall be levied upon the Residential Assessment, the New Multi-Residential Assessment, the Multi-Residential Assessment, the Commercial Assessment, the Parking Lot and Vacant Land Assessment, the Industrial Assessment, the Large Industrial Assessment, the Pipeline Assessment, the Farm Assessment, the Managed Forest Assessment and the Landfill Assessment and the applicable subclasses in the Transit/Urban Area and upon roll numbers:

2518902220608500000,
2518902220494050000,
2518902220618000000 and
2518902220716600000

(known respectively as Canada Bread, Country Wide Recycling, Maple Leaf and Sarnia Developments) for Recreation purposes as set out therein.

- (d) In addition to the Tax Rates levied on Schedule “C” attached to this By-law the Rural Recreation Tax Rates set out in Schedule “D2” attached to this By-law, shall be levied upon the Residential Assessment, the New Multi-Residential Assessment, the Multi-Residential Assessment, the Commercial Assessment, the Parking Lot and Vacant Land Assessment, the Industrial Assessment, the Large Industrial Assessment, the Pipeline Assessment, the Farm Assessment, the Managed Forest Assessment and the Landfill Assessment and the applicable subclasses in the No Transit/Rural Area but not upon roll numbers:

2518902220608500000,
2518902220494050000,
2518902220618000000 and
2518902220716600000

(known respectively as Canada Bread, Country Wide Recycling, Maple Leaf and Sarnia Developments) for Recreation purposes as set out therein.

- (e) In addition to the Tax Rates levied on Schedule “C” attached to this By-law the Urban Sidewalks and Streetlights Tax Rates set out in Schedule “D3” attached to this By-law, shall be levied upon the Residential Assessment, the New Multi-Residential Assessment, the Multi-Residential Assessment, the Commercial Assessment, the Parking Lot and Vacant Land Assessment, the Industrial Assessment, the Large Industrial Assessment, the Pipeline Assessment, the Farm Assessment, the Managed Forest Assessment and the Landfill Assessment and the applicable subclasses in the Transit/Urban Area and upon roll numbers:

2518902220608500000,
2518902220494050000,
2518902220618000000 and
2518902220716600000

(known respectively as Canada Bread, Country Wide Recycling, Maple Leaf and Sarnia Developments) for Sidewalks and Streetlights purposes as set out therein.

- (f) In addition to the Tax Rates levied on Schedule “C” attached to this By-law the Rural Sidewalks and Streetlights Tax Rates set out in Schedule “D3” attached to this By-law, shall be levied upon the Residential Assessment, the New Multi-Residential Assessment, the Multi-Residential Assessment, the Commercial Assessment, the Parking Lot and Vacant Land Assessment, the Industrial Assessment, the Large Industrial Assessment, the Pipeline Assessment, the Farm Assessment, the Managed Forest Assessment and the Landfill Assessment and the applicable subclasses in the No Transit/Rural Area but not upon roll numbers:

2518902220608500000,
2518902220494050000,
2518902220618000000 and
2518902220716600000

(known respectively as Canada Bread, Country Wide Recycling, Maple Leaf and Sarnia Developments) for Sidewalks and Streetlights purposes as set out therein.

- (g) In addition to the Tax Rates levied on Schedule “C” attached to this By-law the Full Time Fire Tax Rates set out in Schedule “D4” attached to this By-law, shall be levied upon the Residential Assessment, the New Multi-Residential Assessment, the Multi-Residential Assessment, the Commercial Assessment, the Parking Lot and Vacant Land Assessment, the Industrial Assessment, the Large Industrial Assessment, the Pipeline Assessment, the Farm Assessment, the Managed Forest Assessment and the Landfills Assessment and the applicable subclasses in the Full Time Fire Area and upon roll numbers:

251890231012800

251890231016602

251890231016603

251890231016605

251890231016606

251890231016607

251890231016608

251890231016609

251890231016610

251890231017400

251890231018800

251890231029600

for Fire purposes as set out therein.

- (h) For the purposes of calculating the payment in lieu of taxes for roll numbers 251890231020100 and 25189023103220 subsection 10(g) shall apply.

- (i) In addition to the Tax Rates levied on Schedule “C” attached to this By-law the Volunteer Fire Tax Rates set out in Schedule “D4” attached to this By-law, shall be levied upon the Residential Assessment, the New Multi-Residential Assessment, the Multi-Residential Assessment, the Commercial Assessment, the Parking Lot and Vacant Land Assessment, the Industrial Assessment, the Large Industrial Assessment, the Pipeline Assessment, the Farm Assessment, the Managed Forest Assessment and the Landfills Assessment and the applicable subclasses in the Volunteer Fire Area for Fire purposes as set out therein.

- (k) In addition to the Tax Rates levied on Schedule “C” attached to this By-law the Full Fire to Composite Fire Tax Rates set out in Schedule “D4” attached to this By-law, shall be levied upon the Residential Assessment, the New Multi-Residential Assessment, the Multi-Residential Assessment, the Commercial Assessment, the Parking Lot and Vacant Land Assessment,

the Industrial Assessment, the Large Industrial Assessment, the Pipeline Assessment, the Farm Assessment, the Managed Forest Assessment and the Landfills Assessment and the applicable subclasses in the Full Time to Composite Fire Area for Fire purposes as set out therein.

- (l) In addition to the Tax Rates levied on Schedule “C” attached to this By-law the Volunteer to Composite Fire Tax Rates set out in Schedule “D4” attached to this By-law, shall be levied upon the Residential Assessment, the New Multi-Residential Assessment, the Multi-Residential Assessment, the Commercial Assessment, the Parking Lot and Vacant Land Assessment, the Industrial Assessment, the Large Industrial Assessment, the Pipeline Assessment, the Farm Assessment, the Managed Forest Assessment and the Landfills Assessment and the applicable subclasses in the Volunteer to Composite Fire Area for Fire purposes as set out therein.
 - (m) In addition to the Tax Rates levied on Schedule “C” attached to this By-law the Parkland Purchase Tax Rates set out in Schedule “D5” attached to this By-law, shall be levied upon the Residential Assessment, the New Multi-Residential Assessment, the Multi-Residential Assessment, the Commercial Assessment, the Parking Lot and Vacant Land Assessment, the Industrial Assessment, the Large Industrial Assessment, the Pipeline Assessment, the Farm Assessment, the Managed Forest Assessment and the Landfills Assessment and the applicable subclasses in the former municipalities of Stoney Creek, Hamilton, Ancaster and Dundas for Parkland Purchase purposes as set out therein.
 - (n) In addition to the Tax Rates levied on Schedule “C” attached to this By-law the Infrastructure Renewal Tax Rates set out in Schedule “D6” attached to this By-law, shall be levied upon the Residential Assessment, the New Multi-Residential Assessment, the Multi-Residential Assessment, the Commercial Assessment, the Parking Lot and Vacant Land Assessment, the Industrial Assessment, the Large Industrial Assessment, the Pipeline Assessment, the Farm Assessment, the Managed Forest Assessment and the Landfills Assessment and the applicable subclasses in the former municipality of Hamilton for Infrastructure Renewal purposes as set out therein.
11. The Treasurer shall collect the amount to be raised by this By-law, together with all other sums on the tax roll in the manner as set forth in the *Assessment Act*, the *Municipal Act, 2001* and any other applicable Acts and the By-laws in force in the City of Hamilton.
12. All property taxes and special levies other than those levied by interim levy, shall be paid in two instalments, the first due June 30, 2023 and the second due September 29, 2023, or 21 days after an instalment tax bill is mailed out, whichever is later.

13. Pursuant to subsection 342(1)(b) of the *Municipal Act, 2001* which allows for alternative instalment due dates to spread the payment of taxes more evenly over the year, the final tax levy and any special levies, other than those levied by interim levy, shall be as follows:

- (i) for those on one of the 12-month pre-authorized automatic bank withdrawal payment plans, shall be paid in 6 equal instalments due on the first working day of each month, July to December, inclusive, or due on the first working day on or after the 15th of each month, July to December, inclusive.
- (ii) for those on the 10-month pre-authorized automatic bank withdrawal payment plan shall be paid in 5 equal instalments, due on the first working day of each month, July to November, inclusive.

The payment plans set out in subsections (i) and (ii) shall be penalty free for so long as the taxpayer is in good standing with the terms of the plan agreement.

14. When payment of any instalment or any part of any instalment of taxes levied by this By-law is in default, penalties and where applicable interest, shall be imposed respectively in accordance with City of Hamilton By-law 13-136 and section 345 of the *Municipal Act, 2001*.

15. The Treasurer is authorized and directed to serve personally or to mail or cause to be mailed, notices of the taxes levied by this By-law to the person or persons taxed at the address of the resident or place of business of such person.

16. The Treasurer is authorized to accept part payment from time to time on account of any taxes due, or alternatively are authorized to refuse acceptance of any such part payment.

17. Schedules "A", "B", "C", "D1", "D2", "D3", "D4", "D5", and "D6" attached to this By-law, form part of this By-law.

18. This By-law is deemed to have come into force on January 1st, 2023.

PASSED this 24th day of May, 2023.

A. Horwath
Mayor

A. Holland
City Clerk

CITY OF HAMILTON

BY-LAW NO. 23-091

Schedule "A"

Page 1 of 1

2023 OPERATING BUDGET

2023 LEVY

City Services

Planning & Economic Development	35,048,173
Healthy and Safe Communities	182,327,259
Public Works	246,155,553
Legislative	5,498,516
City Manager	14,361,069
Corporate Services	44,166,374
Outside Boards & Agencies	16,957,624
Library	34,098,493
City Enrichment Fund	6,717,793
Corporate Financials / Capital Financing	87,384,133

Sub-Total Property Tax Levy for City Services

672,714,987

Police Services	193,596,008
Share of Non Program Revenues	(11,890,418)

Total General Municipal Levy

854,420,577

Special Services (Area Rated)

Transit	76,628,486
Parkland Purchase	2,368,871
Fire	100,064,376
Recreation	18,684,035
Sidewalk Levy	1,558,009
Streetlighting	2,454,929
Re-investment for infrastructure renewal	13,428,870

Total Special Municipal Levy (Area Rated)

215,187,574

Total Municipal Property Tax Levy Requirement

1,069,608,150

Note: Each respective budget includes related Capital Financing

Anomalies in totals due to rounding

**CITY OF HAMILTON
BY-LAW NO. 23-091**

2023 TAX RATES AND LEVY - TOTAL TAX LEVY

Property Class		General Levy	Transit Levy	Recreation Levy	Sidwalks & Streetlights Levy	Fire Levy	Parkland Purchase Levy	Infrastructure Renewal Levy	Education Levy	Total All Levies
Residential	RT	603,603,430	50,906,267	13,133,704	2,806,077	69,441,992	1,646,183	8,646,426	105,468,148	855,652,227
Farmland Awaiting Development - Com	C1	8,038	360	181	40	806	54	-	1,405	10,884
Farmland Awaiting Development - Res	R1	-	-	-	-	-	-	-	-	-
Farmland Awaiting Development - Multi-Res	M1	29,051	1,594	654	145	3,246	29	-	5,076	39,795
New Multi-Residential	NT	4,064,372	551,280	91,089	20,062	537,881	12,877	116,718	710,171	6,104,450
Multi-Residential	MT	54,544,814	7,057,925	1,227,809	271,598	7,287,304	161,748	1,456,637	4,298,125	76,305,959
Commercial	CT	99,988,193	9,822,087	2,218,056	483,498	12,122,541	294,537	1,745,885	50,750,975	177,425,772
- excess land	CU	1,595,698	130,887	35,020	7,550	179,394	4,698	20,830	809,928	2,784,004
- small-scale on farm	C7, C0	9,220	19	153	22	549	17	-	1,170	11,150
Commercial - Office Building	DT	3,448,652	437,385	77,682	17,195	452,740	11,913	88,667	1,750,431	6,284,665
- excess land	DU	2,269	316	51	11	302	8	67	1,152	4,177
Commercial - Parking Lot	GT	1,286,765	178,626	28,985	6,416	172,662	4,063	37,985	653,123	2,368,624
- vacant land	CX	4,739,010	464,304	106,030	23,313	573,748	14,553	82,846	2,405,378	8,409,183
Commercial - Shopping	ST	33,659,116	3,625,633	756,573	167,118	4,229,537	103,418	672,676	17,084,347	60,298,418
- excess land	SU	327,889	25,612	7,303	1,598	36,886	576	4,303	166,427	570,594
Commercial Education Only	CC	-	-	-	-	-	-	-	4,083	4,083
Industrial	IT	17,900,683	1,432,486	388,123	82,613	2,041,800	50,883	234,241	5,798,518	27,929,347
- excess land	IU	390,415	14,039	7,944	1,572	40,446	854	890	126,466	582,627
- vacant land	IX	2,991,225	181,558	64,047	13,449	329,140	7,477	23,343	968,939	4,579,177
- small-scale on farm	I7, I0	5,121	153	104	21	456	16	-	415	6,285
Industrial - Large	LT	17,148,418	1,530,229	386,273	85,503	2,007,385	39,825	241,994	4,737,112	26,176,738
- excess land	LU	632,032	74,303	14,237	3,151	80,041	1,928	14,718	174,594	995,004
Pipelines	PT	5,563,186	187,233	98,408	15,903	393,432	9,866	40,394	3,115,253	9,423,675
Landfills	HT	133,970	6,184	3,018	668	13,435	395	-	45,338	203,009
Farm	FT	2,305,728	-	37,878	5,312	116,377	2,889	242	570,008	3,038,434
Managed Forests	TT	43,282	-	714	101	2,275	67	9	7,563	54,010
TOTAL		854,420,576	76,628,480	18,684,035	4,012,937	100,064,376	2,368,871	13,428,870	199,654,144	1,269,262,289

CITY OF HAMILTON

BY-LAW NO. 23-091

2023 TAX RATES AND LEVY - GENERAL PURPOSES AND SCHOOL (EDUCATION) PURPOSES

Property Class	Current Value Assessment	GENERAL RATES AND LEVY						Total General		Education Rate	Education Levy	
		Other	Other	Provincial Impact &	Provincial Impact &	Police Rate	Police Levy	Municipal Rate	Municipal Levy			
		General Rate	General Levy	Legislated Programs Rate	Legislated Programs Levy							
Residential	RT	68,933,430,092	0.00516788	356,239,835	0.00172628	118,998,103	0.00186217	128,365,491	0.00875632	603,603,429	0.00153000	105,468,148
Farmland Awaiting Development - Com	C1	1,224,000	0.00387591	4,744	0.00129471	1,585	0.00139662	1,709	0.00656724	8,038	0.00114750	1,405
Farmland Awaiting Development - Res	R1	-	0.00387591	-	0.00129471	-	0.00139662	-	0.00656724	-	0.00114750	-
Farmland Awaiting Development - Multi-Res	M1	4,423,600	0.00387591	17,145	0.00129471	5,727	0.00139662	6,178	0.00656724	29,051	0.00114750	5,076
New Multi-Residential	NT	464,164,200	0.00516788	2,398,746	0.00172628	801,275	0.00186217	864,351	0.00875632	4,064,372	0.00153000	710,171
Multi-Residential	MT	2,809,232,020	0.01145926	32,191,725	0.00382784	10,753,301	0.00412917	11,599,788	0.01941627	54,544,814	0.00153000	4,298,125
Commercial	CT	5,767,156,278	0.01023241	59,011,887	0.00341803	19,712,289	0.00368709	21,264,017	0.01733752	99,988,193	0.00880000	50,750,975
- excess land	CU	92,037,260	0.01023241	941,763	0.00341803	314,586	0.00368709	339,350	0.01733752	1,595,698	0.00880000	809,928
- small-scale on farm	C7, C0	531,800	0.01023241	5,442	0.00341803	1,818	0.00368709	1,961	0.01733752	9,220	0.00220000	1,170
Commercial - Office Building	DT	198,912,648	0.01023241	2,035,355	0.00341803	679,889	0.00368709	733,409	0.01733752	3,448,652	0.00880000	1,750,431
- excess land	DU	130,900	0.01023241	1,339	0.00341803	447	0.00368709	483	0.01733752	2,269	0.00880000	1,152
Commercial - Parking Lot	GT	74,218,500	0.01023241	759,434	0.00341803	253,681	0.00368709	273,650	0.01733752	1,286,765	0.00880000	653,123
- vacant land	CX	273,338,400	0.01023241	2,796,910	0.00341803	934,278	0.00368709	1,007,823	0.01733752	4,739,010	0.00880000	2,405,378
Commercial - Shopping	ST	1,941,403,049	0.01023241	19,865,225	0.00341803	6,635,766	0.00368709	7,158,125	0.01733752	33,659,116	0.00880000	17,084,347
- excess land	SU	18,912,109	0.01023241	193,516	0.00341803	64,642	0.00368709	69,731	0.01733752	327,889	0.00880000	166,427
Commercial Education Only	CC	464,000									0.00880000	4,083
Industrial	IT	658,922,492	0.01603342	10,564,778	0.00535579	3,529,051	0.00577739	3,806,854	0.02716660	17,900,683	0.00880000	5,798,518
- excess land	IU	14,371,156	0.01603342	230,419	0.00535579	76,969	0.00577739	83,028	0.02716660	390,415	0.00880000	126,466
- vacant land	IX	110,106,700	0.01603342	1,765,387	0.00535579	589,708	0.00577739	636,130	0.02716660	2,991,225	0.00880000	968,939
- small-scale on farm	I7, I0	188,500	0.01603342	3,022	0.00535579	1,010	0.00577739	1,089	0.02716660	5,121	0.00220000	415
Industrial - Large	LT	538,308,196	0.01880113	10,120,800	0.00628031	3,380,745	0.00677469	3,646,873	0.03185613	17,148,418	0.00880000	4,737,112
- excess land	LU	19,840,204	0.01880113	373,018	0.00628031	124,603	0.00677469	134,411	0.03185613	632,032	0.00880000	174,594
Pipelines	PT	354,006,000	0.00927478	3,283,329	0.00309814	1,096,761	0.00334202	1,183,096	0.01571495	5,563,186	0.00880000	3,115,253
Landfills	HT	5,152,100	0.01534661	79,067	0.00512637	26,412	0.00552991	28,491	0.02600290	133,970	0.00880000	45,338
Farm	FT	1,490,217,780	0.00091316	1,360,814	0.00030503	454,565	0.00032904	490,348	0.00154724	2,305,728	0.00038250	570,008
Managed Forests	TT	19,771,600	0.00129197	25,544	0.00043157	8,533	0.00046554	9,205	0.00218908	43,282	0.00038250	7,563
TOTAL		83,790,463,584		504,269,244		168,445,742		181,705,590		854,420,576		199,654,144

2023 TAX RATES AND LEVY - SPECIAL MUNICIPAL LEVY: Transit

Table 1 - Stoney Creek

Property Class		Current Value Assessment URBAN	Transit Rate	Transit Levy
Residential	RT	10,278,879,181	0.00040422	4,154,910
Farmland Awaiting Development - Com	C1	-	0.00030316	-
Farmland Awaiting Development - Res	R1	-	0.00030316	-
Farmland Awaiting Development - Multi-Res	M1	1,472,000	0.00030316	446
New Multi-Residential	NT	24,676,000	0.00040422	9,974
Multi-Residential	MT	183,237,500	0.00089631	164,238
Commercial	CT	922,598,776	0.00080035	738,404
- excess land	CU	17,821,291	0.00080035	14,263
- small-scale on farm	C7, C0	7,000	0.00080035	6
Commercial - Office Building	DT	14,449,900	0.00080035	11,565
- excess land	DU	-	0.00080035	-
Commercial - Parking Lot	GT	792,500	0.00080035	634
- vacant land	CX	40,590,500	0.00080035	32,487
Commercial - Shopping	ST	270,811,082	0.00080035	216,744
- excess land	SU	1,299,994	0.00080035	1,040
Commercial Education Only	CC	-	0.00080035	-
Industrial	IT	193,713,449	0.00125409	242,934
- excess land	IU	5,530,100	0.00125409	6,935
- vacant land	IX	23,934,000	0.00125409	30,015
- small-scale on farm	I7, I0	100,000	0.00125409	125
Industrial - Large	LT	89,676,800	0.00147057	131,876
- excess land	LU	2,409,100	0.00147057	3,543
Pipelines	PT	-	0.00072545	-
Landfills	HT	5,152,100	0.00120037	6,184
Farm	FT	31,439,580	-	-
Managed Forests	TT	323,900	-	-
TOTAL		12,108,914,753		5,766,327

Table 2 - Hamilton

Property Class		Current Value Assessment URBAN	Transit Rate	Transit Levy
Residential	RT	31,847,918,429	0.00125839	40,077,255
Farmland Awaiting Development - Com	C1	-	0.00094380	-
Farmland Awaiting Development - Res	R1	-	0.00094380	-
Farmland Awaiting Development - Multi-Res	M1	-	0.00094380	-
New Multi-Residential	NT	429,913,600	0.00125839	541,001
Multi-Residential	MT	2,419,645,220	0.00279036	6,751,692
Commercial	CT	3,247,841,794	0.00249162	8,092,393
- excess land	CU	38,748,962	0.00249162	96,548
- small-scale on farm	C7, C0	-	0.00249162	-
Commercial - Office Building	DT	164,945,789	0.00249162	410,983
- excess land	DU	125,000	0.00249162	311
Commercial - Parking Lot	GT	70,662,900	0.00249162	176,065
- vacant land	CX	154,117,000	0.00249162	384,001
Commercial - Shopping	ST	1,251,367,703	0.00249162	3,117,935
- excess land	SU	8,005,715	0.00249162	19,947
Commercial Education Only	CC	-	0.00249162	-
Industrial	IT	278,095,432	0.00390418	1,085,736
- excess land	IU	1,056,400	0.00390418	4,124
- vacant land	IX	27,713,200	0.00390418	108,197
- small-scale on farm	I7, I0	-	0.00390418	-
Industrial - Large	LT	245,006,200	0.00457813	1,121,670
- excess land	LU	14,901,200	0.00457813	68,220
Pipelines	PT	82,904,000	0.00225844	187,233
Landfills	HT	-	0.00373695	-
Farm	FT	5,046,700	-	-
Managed Forests	TT	134,700	-	-
TOTAL		40,288,149,944		62,243,313

2023 TAX RATES AND LEVY - SPECIAL MUNICIPAL LEVY: Transit

Table 3 - Ancaster

Property Class		Current Value Assessment URBAN	Transit Rate	Transit Levy
Residential	RT	7,821,367,423	0.00039177	3,064,157
Farmland Awaiting Development - Com	C1	1,224,000	0.00029383	360
Farmland Awaiting Development - Res	R1	-	0.00029383	-
Farmland Awaiting Development - Multi-Res	M1	-	0.00029383	-
New Multi-Residential	NT	-	0.00039177	-
Multi-Residential	MT	14,829,000	0.00086871	12,882
Commercial	CT	549,833,209	0.00077570	426,505
- excess land	CU	13,658,800	0.00077570	10,595
- small-scale on farm	C7, C0	16,700	0.00077570	13
Commercial - Office Building	DT	16,644,259	0.00077570	12,911
- excess land	DU	5,900	0.00077570	5
Commercial - Parking Lot	GT	704,100	0.00077570	546
- vacant land	CX	33,237,300	0.00077570	25,782
Commercial - Shopping	ST	169,196,207	0.00077570	131,245
- excess land	SU	498,000	0.00077570	386
Commercial Education Only	CC	-	0.00077570	-
Industrial	IT	51,794,200	0.00121546	62,954
- excess land	IU	1,637,500	0.00121546	1,990
- vacant land	IX	17,556,000	0.00121546	21,339
- small-scale on farm	I7, I0	22,400	0.00121546	27
Industrial - Large	LT	28,141,900	0.00142528	40,110
- excess land	LU	738,100	0.00142528	1,052
Pipelines	PT	-	0.00070310	-
Landfills	HT	-	0.00116340	-
Farm	FT	8,621,600	-	-
Managed Forests	TT	-	-	-
TOTAL		8,729,726,598		3,812,860

Table 4 - Dundas

Property Class		Current Value Assessment URBAN	Transit Rate	Transit Levy
Residential	RT	3,695,736,411	0.00033870	1,251,761
Farmland Awaiting Development - Com	C1	-	0.00025403	-
Farmland Awaiting Development - Res	R1	-	0.00025403	-
Farmland Awaiting Development - Multi-Res	M1	-	0.00025403	-
New Multi-Residential	NT	241,200	0.00033870	82
Multi-Residential	MT	145,301,000	0.00075104	109,127
Commercial	CT	161,291,253	0.00067063	108,167
- excess land	CU	1,112,829	0.00067063	746
- small-scale on farm	C7, C0	-	0.00067063	-
Commercial - Office Building	DT	2,872,700	0.00067063	1,927
- excess land	DU	-	0.00067063	-
Commercial - Parking Lot	GT	2,059,000	0.00067063	1,381
- vacant land	CX	3,636,900	0.00067063	2,439
Commercial - Shopping	ST	31,037,300	0.00067063	20,815
- excess land	SU	-	0.00067063	-
Commercial Education Only	CC	-	0.00067063	-
Industrial	IT	17,264,767	0.00105083	18,142
- excess land	IU	60,900	0.00105083	64
- vacant land	IX	2,651,000	0.00105083	2,786
- small-scale on farm	I7, I0	-	0.00105083	-
Industrial - Large	LT	-	0.00123223	-
- excess land	LU	-	0.00123223	-
Pipelines	PT	-	0.00060787	-
Landfills	HT	-	0.00100582	-
Farm	FT	11,400	-	-
Managed Forests	TT	441,500	-	-
TOTAL		4,063,718,160		1,517,436

2023 TAX RATES AND LEVY - SPECIAL MUNICIPAL LEVY: Transit

Table 5 - Flamborough

Property Class		Current Value Assessment URBAN	Transit Rate	Transit Levy
Residential	RT	4,244,218,140	0.00022835	969,179
Farmland Awaiting Development - Com	C1	-	0.00017126	-
Farmland Awaiting Development - Res	R1	-	0.00017126	-
Farmland Awaiting Development - Multi-Res	M1	-	0.00017126	-
New Multi-Residential	NT	976,000	0.00022835	223
Multi-Residential	MT	39,469,300	0.00050635	19,985
Commercial	CT	229,433,191	0.00045214	103,736
- excess land	CU	6,706,969	0.00045214	3,032
- small-scale on farm	C7, C0	-	-	-
Commercial - Office Building	DT	-	0.00045214	-
- excess land	DU	-	0.00045214	-
Commercial - Parking Lot	GT	-	0.00045214	-
- vacant land	CX	28,807,000	0.00045214	13,025
Commercial - Shopping	ST	123,329,936	0.00045214	55,762
- excess land	SU	7,547,600	0.00045214	3,413
Commercial Education Only	CC	-	0.00045214	-
Industrial	IT	28,490,900	0.00070847	20,185
- excess land	IU	989,000	0.00070847	701
- vacant land	IX	12,309,900	0.00070847	8,721
- small-scale on farm	I7, I0	-	-	-
Industrial - Large	LT	89,467,296	0.00083076	74,326
- excess land	LU	1,791,804	0.00083076	1,489
Pipelines	PT	-	0.00040982	-
Landfills	HT	-	0.00067812	-
Farm	FT	3,277,700	-	-
Managed Forests	TT	-	-	-
TOTAL		4,816,814,736		1,273,776

Table 6 - Glanbrook

Property Class		Current Value Assessment URBAN	Transit Rate	Transit Levy
Residential	RT	2,679,053,381	0.00051847	1,389,006
Farmland Awaiting Development - Com	C1	-	0.00038885	-
Farmland Awaiting Development - Res	R1	-	0.00038885	-
Farmland Awaiting Development - Multi-Res	M1	2,951,600	0.00038885	1,148
New Multi-Residential	NT	-	0.00051847	-
Multi-Residential	MT	-	0.00114965	-
Commercial	CT	343,749,044	0.00102657	352,882
- excess land	CU	5,554,056	0.00102657	5,702
- small-scale on farm	C7, C0	6,000	-	-
Commercial - Office Building	DT	-	0.00102657	-
- excess land	DU	-	0.00102657	-
Commercial - Parking Lot	GT	-	0.00102657	-
- vacant land	CX	6,400,000	0.00102657	6,570
Commercial - Shopping	ST	80,979,800	0.00102657	83,131
- excess land	SU	803,800	0.00102657	825
Commercial Education Only	CC	-	0.00102657	-
Industrial	IT	1,575,800	0.00160856	2,535
- excess land	IU	139,700	0.00160856	225
- vacant land	IX	6,527,000	0.00160856	10,499
- small-scale on farm	I7, I0	-	-	-
Industrial - Large	LT	86,016,000	0.00188623	162,246
- excess land	LU	-	0.00188623	-
Pipelines	PT	-	0.00093049	-
Landfills	HT	-	0.00153965	-
Farm	FT	2,916,000	-	-
Managed Forests	TT	-	-	-
TOTAL		3,216,672,181		2,014,768

CITY OF HAMILTON

BY-LAW NO. 23-091

2023 TAX RATES AND LEVY - SPECIAL MUNICIPAL LEVY: Recreation

Table 1 - City-wide

Property Class		Current Value Assessment URBAN	Urban Recreation Rate	Urban Recreation Levy	Current Value Assessment RURAL	Rural Recreation Rate	Rural Recreation Levy
Residential	RT	60,567,172,965	0.00019724	11,946,182	8,366,257,127	0.00014194	1,187,522
Farmland Awaiting Development - Com	C1	1,224,000	0.00014793	181	-	0.00010646	-
Farmland Awaiting Development - Res	R1	-	0.00014793	-	-	0.00010646	-
Farmland Awaiting Development - Multi-Res	M1	4,423,600	0.00014793	654	-	0.00010646	-
New Multi-Residential	NT	455,806,800	0.00019724	89,903	8,357,400	0.00014194	1,186
Multi-Residential	MT	2,802,482,020	0.00043736	1,225,685	6,750,000	0.00031474	2,125
Commercial	CT	5,454,747,267	0.00039053	2,130,255	312,409,011	0.00028104	87,801
- excess land	CU	83,602,907	0.00039053	32,650	8,434,353	0.00028104	2,370
- small-scale on farm	C7, C0	29,700	0.00039053	12	502,100	0.00028104	141
Commercial - Office Building	DT	198,912,648	0.00039053	77,682	-	0.00028104	-
- excess land	DU	130,900	0.00039053	51	-	0.00028104	-
Commercial - Parking Lot	GT	74,218,500	0.00039053	28,985	-	0.00028104	-
- vacant land	CX	266,788,700	0.00039053	104,190	6,549,700	0.00028104	1,841
Commercial - Shopping	ST	1,926,722,028	0.00039053	752,447	14,681,021	0.00028104	4,126
- excess land	SU	18,155,109	0.00039053	7,090	757,000	0.00028104	213
Commercial Education Only	CC	-	0.00039053	-	-	0.00028104	-
Industrial	IT	570,934,548	0.00061193	349,375	87,987,944	0.00044038	38,748
- excess land	IU	9,413,600	0.00061193	5,761	4,957,556	0.00044038	2,183
- vacant land	IX	90,691,100	0.00061193	55,497	19,415,600	0.00044038	8,550
- small-scale on farm	I7, I0	122,400	0.00061193	75	66,100	0.00044038	29
Industrial - Large	LT	538,308,196	0.00071757	386,273	-	0.00051639	-
- excess land	LU	19,840,204	0.00071757	14,237	-	0.00051639	-
Pipelines	PT	82,904,000	0.00035398	29,347	271,102,000	0.00025474	69,061
Landfills	HT	5,152,100	0.00058572	3,018	-	0.00042151	-
Farm	FT	51,312,980	0.00003485	1,788	1,438,904,800	0.00002508	36,089
Managed Forests	TT	900,100	0.00004931	44	18,871,500	0.00003549	670
TOTAL		73,223,996,372		17,241,380	10,566,003,212		1,442,655

CITY OF HAMILTON

BY-LAW NO. 23-091

2023 TAX RATES AND LEVY - SPECIAL MUNICIPAL LEVY: Sidewalks and Streetlighting

Table 1 - City-wide

Property Class		Current Value Assessment URBAN	Urban Sidewalk/Streetlight Rate	Urban Sidewalk/Streetlight Levy	Current Value Assessment RURAL	Rural Sidewalk/Streetlight Rate	Rural Sidewalk/Streetlight Levy
Residential	RT	60,567,172,965	0.00004366	2,644,323	8,366,257,127	0.00001933	161,754
Farmland Awaiting Development - Com	C1	1,224,000	0.00003274	40	-	0.00001450	-
Farmland Awaiting Development - Res	R1	-	0.00003274	-	-	0.00001450	-
Farmland Awaiting Development - Multi-Res	M1	4,423,600	0.00003274	145	-	0.00001450	-
New Multi-Residential	NT	455,806,800	0.00004366	19,900	8,357,400	0.00001933	162
Multi-Residential	MT	2,802,482,020	0.00009681	271,309	6,750,000	0.00004287	289
Commercial	CT	5,454,747,267	0.00008645	471,538	312,409,011	0.00003828	11,959
- excess land	CU	83,602,907	0.00008645	7,227	8,434,353	0.00003828	323
- small-scale on farm	C7, C0	29,700	0.00008645	3	502,100	0.00003828	19
Commercial - Office Building	DT	198,912,648	0.00008645	17,195	-	0.00003828	-
- excess land	DU	130,900	0.00008645	11	-	0.00003828	-
Commercial - Parking Lot	GT	74,218,500	0.00008645	6,416	-	0.00003828	-
- vacant land	CX	266,788,700	0.00008645	23,063	6,549,700	0.00003828	251
Commercial - Shopping	ST	1,926,722,028	0.00008645	166,556	14,681,021	0.00003828	562
- excess land	SU	18,155,109	0.00008645	1,569	757,000	0.00003828	29
Commercial Education Only	CC	-	0.00008645	-	-	0.00003828	-
Industrial	IT	570,934,548	0.00013545	77,335	87,987,944	0.00005998	5,278
- excess land	IU	9,413,600	0.00013545	1,275	4,957,556	0.00005998	297
- vacant land	IX	90,691,100	0.00013545	12,284	19,415,600	0.00005998	1,165
- small-scale on farm	I7, I0	122,400	0.00013545	17	66,100	0.00005998	4
Industrial - Large	LT	538,308,196	0.00015884	85,503	-	0.00007034	-
- excess land	LU	19,840,204	0.00015884	3,151	-	0.00007034	-
Pipelines	PT	82,904,000	0.00007836	6,496	271,102,000	0.00003470	9,407
Landfills	HT	5,152,100	0.00012965	668	-	0.00005741	-
Farm	FT	51,312,980	0.00000771	396	1,438,904,800	0.00000342	4,916
Managed Forests	TT	900,100	0.00001091	10	18,871,500	0.00000483	91
TOTAL		73,223,996,372		3,816,431	10,566,003,212		196,506

CITY OF HAMILTON

BY-LAW NO. 23-091

Schedule "D4"

2023 TAX RATES AND LEVY - SPECIAL MUNICIPAL LEVY: Fire

Table 1 - City-wide

Property Class		Current Value Assessment FULL TIME	Full Time Fire Rate	Full Time Fire Levy	Current Value Assessment VOLUNTEER	Volunteer Fire Rate	Volunteer Fire Levy
Residential	RT	42,857,188,553	0.00117977	50,561,634	7,096,678,212	0.00035951	2,551,354
Farmland Awaiting Development - Com	C1	-	0.00088483	-	-	0.00026964	-
Farmland Awaiting Development - Res	R1	-	0.00088483	-	-	0.00026964	-
Farmland Awaiting Development - Multi-Res	M1	1,472,000	0.00088483	1,302	-	0.00026964	-
New Multi-Residential	NT	446,289,800	0.00117977	526,519	8,357,400	0.00035951	3,005
Multi-Residential	MT	2,728,578,220	0.00261602	7,138,022	6,750,000	0.00079719	5,381
Commercial	CT	4,014,089,146	0.00233595	9,376,692	240,946,644	0.00071184	171,515
- excess land	CU	44,949,647	0.00233595	105,000	5,857,853	0.00071184	4,170
- small-scale on farm	C7, C0	23,700	0.00233595	55	265,300	0.00071184	189
Commercial - Office Building	DT	178,973,401	0.00233595	418,072	-	0.00071184	-
- excess land	DU	125,000	0.00233595	292	-	0.00071184	-
Commercial - Parking Lot	GT	73,032,900	0.00233595	170,601	-	0.00071184	-
- vacant land	CX	181,186,500	0.00233595	423,242	8,363,700	0.00071184	5,954
Commercial - Shopping	ST	1,455,193,873	0.00233595	3,399,253	14,681,021	0.00071184	10,450
- excess land	SU	8,005,715	0.00233595	18,701	757,000	0.00071184	539
Commercial Education Only	CC	-	0.00233595	-	-	0.00071184	-
Industrial	IT	346,227,400	0.00366025	1,267,279	40,816,600	0.00111540	45,527
- excess land	IU	3,396,956	0.00366025	12,434	985,700	0.00111540	1,099
- vacant land	IX	36,431,200	0.00366025	133,347	2,137,000	0.00111540	2,384
- small-scale on farm	I7, I0	22,400	0.00366025	82	33,300	0.00111540	37
Industrial - Large	LT	262,134,700	0.00429209	1,125,105	-	0.00130794	-
- excess land	LU	15,179,700	0.00429209	65,153	-	0.00130794	-
Pipelines	PT	112,098,000	0.00211733	237,348	241,908,000	0.00064522	156,083
Landfills	HT	-	0.00350346	-	-	0.00106762	-
Farm	FT	24,631,000	0.00020847	5,135	1,142,382,800	0.00006353	72,571
Managed Forests	TT	781,800	0.00029494	231	14,376,000	0.00008988	1,292
TOTAL		52,790,011,611		74,985,499	8,825,296,530		3,031,549

2023 TAX RATES AND LEVY - SPECIAL MUNICIPAL LEVY: Parkland Purchase

Table 1 - Stoney Creek

Property Class		Current Value Assessment TOTAL	Parkland Purchase Rate	Parkland Purchase Levy
Residential	RT	10,647,790,081	0.00002585	275,239
Farmland Awaiting Development - Com	C1	-	0.00001939	-
Farmland Awaiting Development - Res	R1	-	0.00001939	-
Farmland Awaiting Development - Multi-Res	M1	1,472,000	0.00001939	29
New Multi-Residential	NT	24,676,000	0.00002585	638
Multi-Residential	MT	183,237,500	0.00005732	10,503
Commercial	CT	943,839,676	0.00005118	48,307
- excess land	CU	18,447,291	0.00005118	944
- small-scale on farm	C7, C0	96,300	0.00005118	5
Commercial - Office Building	DT	14,449,900	0.00005118	740
- excess land	DU	-	0.00005118	-
Commercial - Parking Lot	GT	792,500	0.00005118	41
- vacant land	CX	40,701,500	0.00005118	2,083
Commercial - Shopping	ST	270,811,082	0.00005118	13,861
- excess land	SU	1,299,994	0.00005118	67
Commercial (New Construction)	CC	-	0.00005118	-
Industrial	IT	198,617,849	0.00008020	15,929
- excess land	IU	5,787,200	0.00008020	464
- vacant land	IX	23,934,000	0.00008020	1,919
- small-scale on farm	I7, I0	110,700	0.00008020	9
Industrial - Large	LT	89,676,800	0.00009404	8,433
- excess land	LU	2,409,100	0.00009404	227
Pipelines	PT	19,528,000	0.00004639	906
Landfills	HT	5,152,100	0.00007676	395
Farm	FT	95,309,180	0.00000457	435
Managed Forests	TT	789,100	0.00000646	5
TOTAL		12,588,927,853		381,178

Table 2 - Hamilton

Property Class		Current Value Assessment TOTAL	Parkland Purchase Rate	Parkland Purchase Levy
Residential	RT	31,847,918,429	0.00002847	906,867
Farmland Awaiting Development - Com	C1	-	0.00002136	-
Farmland Awaiting Development - Res	R1	-	0.00002136	-
Farmland Awaiting Development - Multi-Res	M1	-	0.00002136	-
New Multi-Residential	NT	429,913,600	0.00002847	12,242
Multi-Residential	MT	2,419,645,220	0.00006314	152,777
Commercial	CT	3,247,841,794	0.00005638	183,115
- excess land	CU	38,748,962	0.00005638	2,185
- small-scale on farm	C7, C0	-	0.00005638	-
Commercial - Office Building	DT	164,945,789	0.00005638	9,300
- excess land	DU	125,000	0.00005638	7
Commercial - Parking Lot	GT	70,662,900	0.00005638	3,984
- vacant land	CX	154,117,000	0.00005638	8,689
Commercial - Shopping	ST	1,251,367,703	0.00005638	70,553
- excess land	SU	8,005,715	0.00005638	451
Commercial (New Construction)	CC	-	0.00005638	-
Industrial	IT	278,095,432	0.00008834	24,568
- excess land	IU	1,056,400	0.00008834	93
- vacant land	IX	27,713,200	0.00008834	2,448
- small-scale on farm	I7, I0	-	0.00008834	-
Industrial - Large	LT	245,006,200	0.00010359	25,381
- excess land	LU	14,901,200	0.00010359	1,544
Pipelines	PT	82,904,000	0.00005110	4,237
Landfills	HT	-	0.00008456	-
Farm	FT	5,046,700	0.00000503	25
Managed Forests	TT	134,700	0.00000712	1
TOTAL		40,288,149,944		1,408,467

2023 TAX RATES AND LEVY - SPECIAL MUNICIPAL LEVY: Parkland Purchase

Table 3 - Ancaster

Property Class		Current Value Assessment TOTAL	Parkland Purchase Rate	Parkland Purchase Levy
Residential	RT	8,611,749,721	0.00005870	505,525
Farmland Awaiting Development - Com	C1	1,224,000	0.00004403	54
Farmland Awaiting Development - Res	R1	-	0.00004403	-
Farmland Awaiting Development - Multi-Res	M1	-	0.00004403	-
New Multi-Residential	NT	-	0.00005870	-
Multi-Residential	MT	14,829,000	0.00013017	1,930
Commercial	CT	573,145,111	0.00011623	66,616
- excess land	CU	13,754,600	0.00011623	1,599
- small-scale on farm	C7, C0	106,500	0.00011623	12
Commercial - Office Building	DT	16,644,259	0.00011623	1,935
- excess land	DU	5,900	0.00011623	1
Commercial - Parking Lot	GT	704,100	0.00011623	82
- vacant land	CX	33,237,300	0.00011623	3,863
Commercial - Shopping	ST	169,196,207	0.00011623	19,666
- excess land	SU	498,000	0.00011623	58
Commercial (New Construction)	CC	-	0.00011623	-
Industrial	IT	60,226,300	0.00018212	10,969
- excess land	IU	1,637,500	0.00018212	298
- vacant land	IX	17,556,000	0.00018212	3,197
- small-scale on farm	I7, I0	37,000	0.00018212	7
Industrial - Large	LT	28,141,900	0.00021356	6,010
- excess land	LU	738,100	0.00021356	158
Pipelines	PT	46,203,000	0.00010535	4,868
Landfills	HT	-	0.00017432	-
Farm	FT	234,457,500	0.00001037	2,432
Managed Forests	TT	4,222,300	0.00001468	62
TOTAL		9,828,314,298		629,341

Table 4 - Dundas

Property Class		Current Value Assessment TOTAL	Parkland Purchase Rate	Parkland Purchase Levy
Residential	RT	3,856,741,202	0.00001075	(41,448)
Farmland Awaiting Development - Com	C1	-	0.00000806	-
Farmland Awaiting Development - Res	R1	-	0.00000806	-
Farmland Awaiting Development - Multi-Res	M1	-	0.00000806	-
New Multi-Residential	NT	241,200	0.00001075	(3)
Multi-Residential	MT	145,301,000	0.00002383	(3,463)
Commercial	CT	164,563,762	0.00002128	(3,502)
- excess land	CU	1,392,729	0.00002128	(30)
- small-scale on farm	C7, C0	-	0.00002128	-
Commercial - Office Building	DT	2,872,700	0.00002128	(61)
- excess land	DU	-	0.00002128	-
Commercial - Parking Lot	GT	2,059,000	0.00002128	(44)
- vacant land	CX	3,884,900	0.00002128	(83)
Commercial - Shopping	ST	31,037,300	0.00002128	(660)
- excess land	SU	-	0.00002128	-
Commercial Education Only	CC	-	0.00002128	-
Industrial	IT	17,454,267	0.00003334	(582)
- excess land	IU	60,900	0.00003334	(2)
- vacant land	IX	2,651,000	0.00003334	(88)
- small-scale on farm	I7, I0	-	0.00003334	-
Industrial - Large	LT	-	0.00003910	-
- excess land	LU	-	0.00003910	-
Pipelines	PT	7,480,000	0.00001929	(144)
Landfills	HT	-	0.00003191	-
Farm	FT	2,072,100	0.00000190	(4)
Managed Forests	TT	537,800	0.00000269	(1)
TOTAL		4,238,349,860		50,115

CITY OF HAMILTON

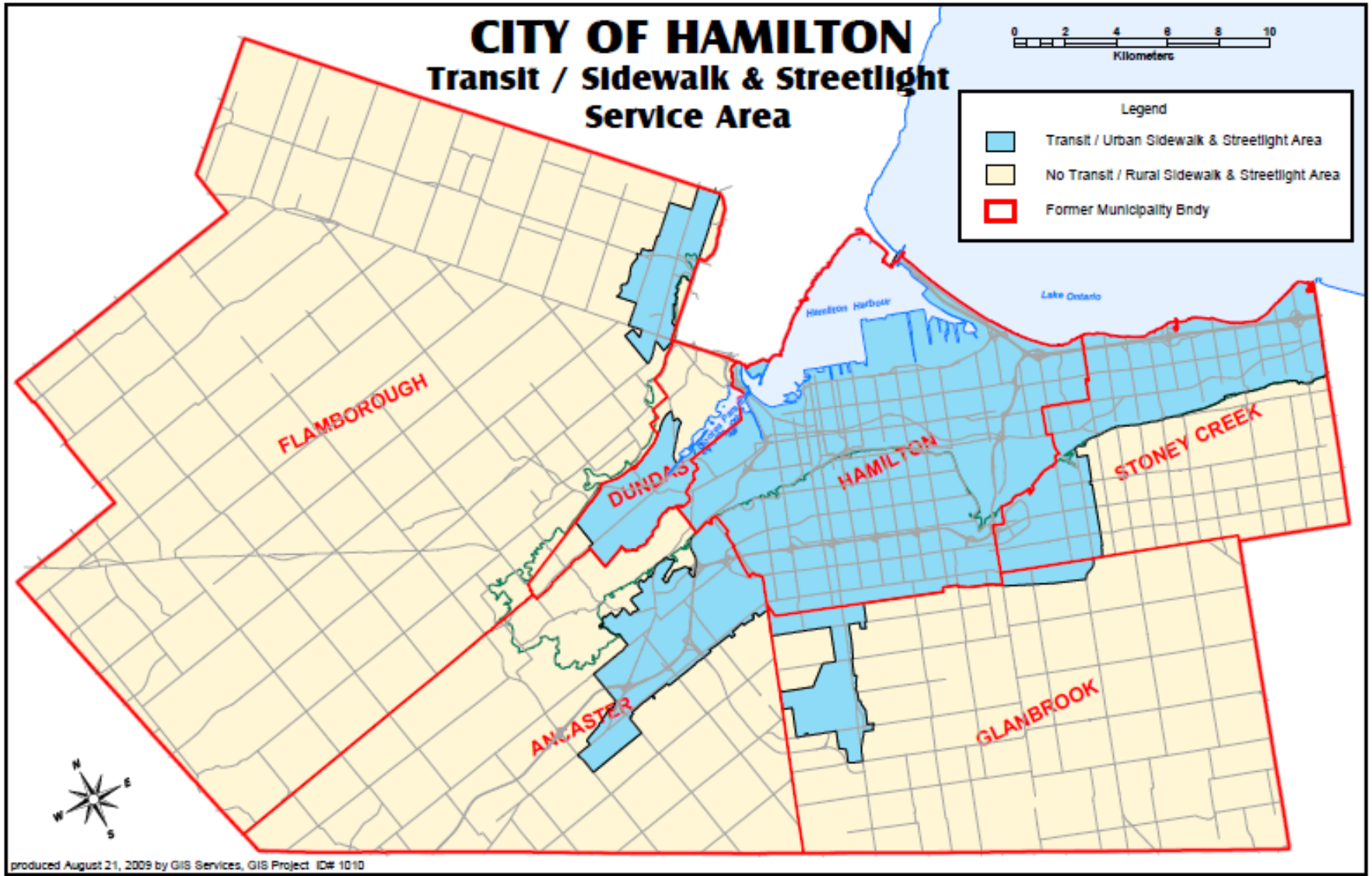
BY-LAW NO. 23-091

Schedule "D6"

2023 TAX RATES AND LEVY - SPECIAL MUNICIPAL LEVY: Infrastructure Renewal

Table 1 - Hamilton

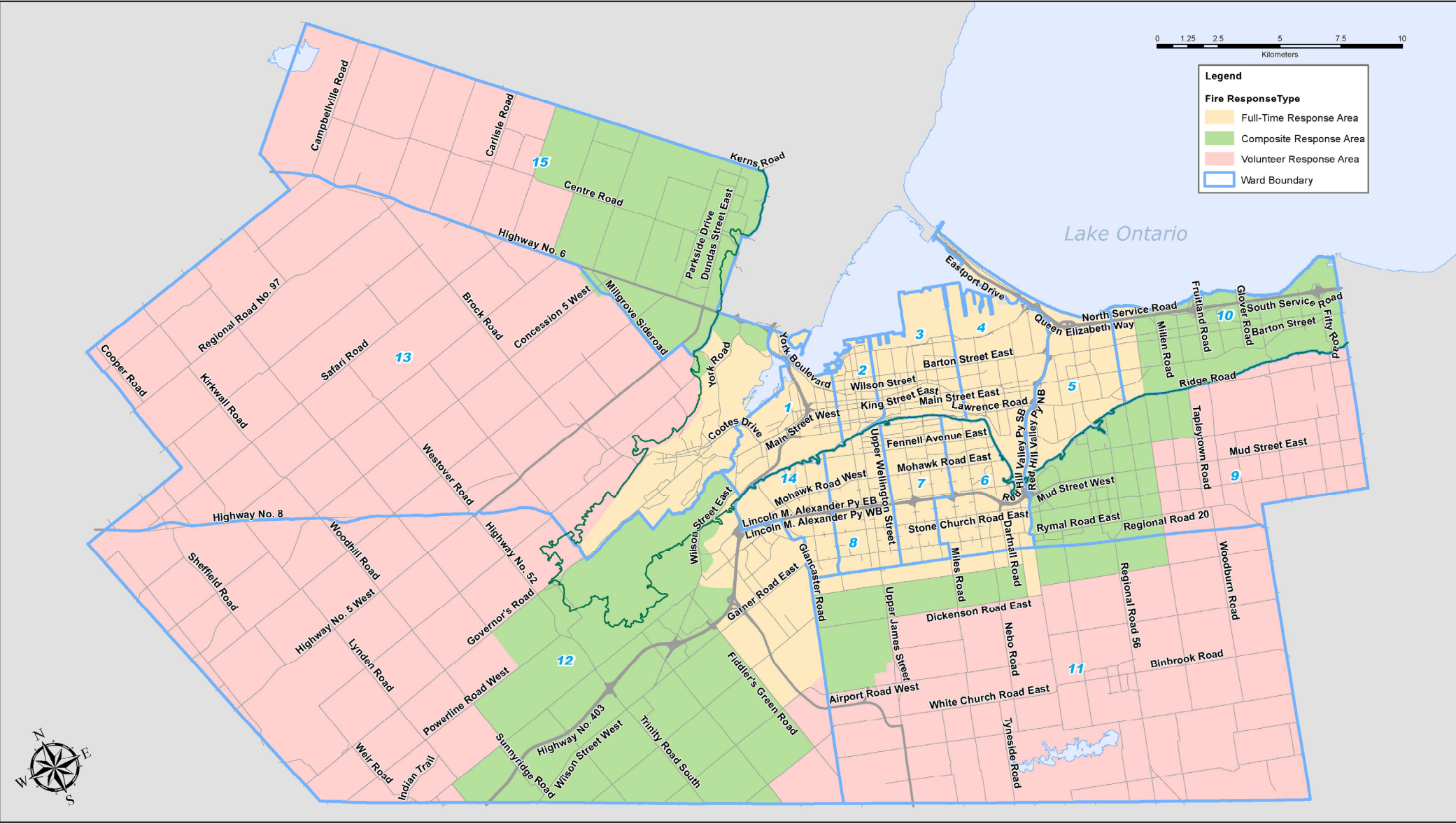
Property Class		Current Value Assessment TOTAL	Infrastructure Renewal Rate	Infrastructure Renewal Levy
Residential	RT	31,847,918,429	0.00027149	8,646,426
Farmland Awaiting Development - Com	C1	-	0.00020362	-
Farmland Awaiting Development - Res	R1	-	0.00020362	-
Farmland Awaiting Development - Multi-Res	M1	-	0.00020362	-
New Multi-Residential	NT	429,913,600	0.00027149	116,718
Multi-Residential	MT	2,419,645,220	0.00060200	1,456,637
Commercial	CT	3,247,841,794	0.00053755	1,745,885
- excess land	CU	38,748,962	0.00053755	20,830
- small-scale on farm	C7, C0	-	0.00053755	-
Commercial - Office Building	DT	164,945,789	0.00053755	88,667
- excess land	DU	125,000	0.00053755	67
Commercial - Parking Lot	GT	70,662,900	0.00053755	37,985
- vacant land	CX	154,117,000	0.00053755	82,846
Commercial - Shopping	ST	1,251,367,703	0.00053755	672,676
- excess land	SU	8,005,715	0.00053755	4,303
Commercial Education Only	CC	-	0.00053755	-
Industrial	IT	278,095,432	0.00084230	234,241
- excess land	IU	1,056,400	0.00084230	890
- vacant land	IX	27,713,200	0.00084230	23,343
- small-scale on farm	I7, I0	-	0.00084230	-
Industrial - Large	LT	245,006,200	0.00098770	241,994
- excess land	LU	14,901,200	0.00098770	14,718
Pipelines	PT	82,904,000	0.00048724	40,394
Landfills	HT	-	0.00080622	-
Farm	FT	5,046,700	0.00004797	242
Managed Forests	TT	134,700	0.00006787	9
TOTAL		40,288,149,944		13,428,870



By-law No. 23-091 Schedule F



CITY OF HAMILTON - FIRE RESPONSE TYPE



The City of Hamilton accepts no liability for any loss, damage, or inconvenience resulting from the use of, or reliance on, the information contained herein. This product is provided "as-is" without any warranties, guarantees, or representations of any kind. This product is for informational purposes and may not have been prepared for, or be suitable for, legal, engineering, or surveying purposes. (c) 2021 City of Hamilton. Published by Spatial Solutions & Data Services, IT, City of Hamilton, on January 3, 2023

Area Rating Review

Authority: Item 5, General Issues Committee
Report 23-017 (FCS23049)
CM: May 24, 2023
Ward: City Wide
Bill No. 092

CITY OF HAMILTON
BY-LAW NO. 23-
To Levy a Special Charge Upon the Rateable Property in the Business
Improvement Areas for the Year 2023

WHEREAS section 208 of the *Municipal Act, 2001*, S.O. 2001, c. 25, authorizes the City of Hamilton to levy a special charge upon the rateable properties in the Business Improvement Areas that are in a prescribed business property class sufficient to raise the amount required for the purposes of the Boards of Management of the Business Improvement Areas; and

WHEREAS City of Hamilton By-law No. 23-089 establishes optional property classes within the City of Hamilton; and

WHEREAS City of Hamilton By-law No. 23-090 establishes tax ratios and tax reductions for the 2022 taxation year; and

WHEREAS the City of Hamilton has created 13 Business Improvement Areas as listed in Schedule "A" attached to this By-law; and

WHEREAS the amount of money to be provided by the City of Hamilton for each of the 11 Business Improvement Areas' Boards of Management with an approved 2023 budget for the 2023 taxation year is set out in Schedule "A" attached to this By-law; and

WHEREAS the total rateable property in each Business Improvement Area, upon which assessment will be levied, is set out in Schedule "A" attached to this By-law and which said assessment is the basis upon which the taxes for the Business Improvement Area will be raised.

NOW THEREFORE the Council of the City of Hamilton enacts as follows:

1. This By-law applies to all land within the 13 Business Improvement Areas identified in City of Hamilton By-law 14-253. Any reference to Schedule "A" in this By-law means Schedule "A" attached to this By-law.
2. Within each Business Improvement Area identified in Schedule "A" the respective tax rate identified in Schedule "A" shall be levied upon the rateable properties for the tax classes and subclasses identified in the Schedule "A" in the Business Improvement Area in which the rateable property is located.
3. The Treasurer shall collect the amount to be raised by this By-law, together with all other sums on the tax roll in the manner as set forth in the Assessment Act, the Municipal Act, 2001 and any other applicable Acts and the By-laws in force in the City of Hamilton.
4. The special charge levied by this By-law other than that levied by the interim levy, shall be paid in two instalments, the first due June 30, 2023 and the second due September 29, 2023, or 21 days after an instalment tax bill is mailed out, whichever is later.

To Levy a Special Charge Upon the Rateable Property in the Business Improvement Areas
for the Year 2023

Page 2 of 2

5. Pursuant to subsection 342(1)(b) of the Municipal Act, 2001, which allows for alternative instalment due dates to spread the payment of taxes more evenly over the year, the final tax levy and any special levies, other than those levied by interim levy, shall be as follows:
- (i) for those on one of the 12-month pre-authorized automatic bank withdrawal payment plans, shall be paid in 6 equal instalments due on the first working day of each month, July to December, inclusive, or due on the first working day on or after the 15th of each month, July to December, inclusive.
 - (ii) for those on the 10-month pre-authorized automatic bank withdrawal payment plan, paid in 5 equal instalments, due on the first working day of each month, July to November, inclusive.

The payment plans set out in subsections (i) and (ii) shall be penalty free for so long as the taxpayer is in good standing with the terms of the plan agreement.

6. When payment of any instalment or any part of any instalment of taxes levied by this By-law is in default, penalties and where applicable interest, shall be imposed respectively in accordance with City of Hamilton By-law 13-136 and section 345 of the Municipal Act, 2001.
7. The Treasurer is authorized and directed to serve personally or to mail or cause to be mailed, notices of the taxes levied to the person or persons taxed at the address of the resident or place of business of such person.
8. The Treasurer is authorized to accept part payment from time to time on account of any taxes due, or alternatively is authorized to refuse acceptance of any such part payment.
9. Schedule "A", attached to this By-law, forms part of this By-law.
10. This By-law is deemed to have come into force on January 1st, 2023.

PASSED this 24th day of May, 2023.

A. Horwath
Mayor

A. Holland
City Clerk

Table 1 - Downtown Dundas BIA

Property Class	Current Value Assessment	Tax Ratio	Weighted Assessment	BIA Tax Rate	BIA Levy
Commercial	34,294,943	1.9800	67,903,987	0.5215929%	\$ 178,880
Industrial		3.1025	-	0.8172940%	\$ -
Large Industrial		3.6381	-	0.9583875%	\$ -
Total	\$ 34,294,943		\$ 67,903,987		\$ 178,880

Approved 2023 Levy \$ 178,880 (divided by weighted assessment) = **0.00263431** tax rate at tax ratio of 1.00

Table 2 - Barton Village

Property Class	Current Value Assessment	Tax Ratio	Weighted Assessment	BIA Tax Rate	BIA Levy
Commercial	35,431,565	1.9800	70,154,499	0.2595549%	\$ 91,964
Industrial	746,400	3.1025	2,315,706	0.4067016%	\$ 3,036
Large Industrial		3.6381	-	0.4769125%	\$ -
Total	\$ 36,177,965		\$ 72,470,205		\$ 95,000

Approved 2023 Levy \$ 95,000 (divided by weighted assessment) = **0.00131088** tax rate at tax ratio of 1.00

Use Rateable Assessment

* 2/3 assessment reduction as per By-law 98-15

		Gross Assessment	Adjustment	Rateable Assessment	Gross Tax	Net Tax
*						
Commercial	030.233.06055	1,035,000	690,000	345,000	2,686	895
Commercial	030.233.06040	7,507,000	5,004,667	2,502,333	19,485	6,495
Commercial	030.237.03410	436,000	290,667	145,333	1,132	377
Commercial	030.233.06050	3,470,800	2,313,867	1,156,933	9,009	3,003
Industrial	030.233.06050	1,690,200	1,126,800	563,400	6,874	2,291
		14,139,000	9,426,000	4,713,000	39,186	13,062

Table 3 - Consession Street

Property Class	Current Value Assessment	Tax Ratio	Weighted Assessment	BIA Tax Rate	BIA Levy
Commercial	42,116,200	1.9800	83,390,076	0.3086698%	\$ 130,000
Industrial		3.1025	-	0.4836607%	\$ -
Large Industrial		3.6381	-	0.5671574%	\$ -
Total	\$ 42,116,200		\$ 83,390,076		\$ 130,000

Approved 2023 Levy \$ 130,000 (divided by weighted assessment) = **0.00155894** tax rate at tax ratio of 1.00

Table 4 - Downtown Hamilton

Property Class	Current Value Assessment	Tax Ratio	Weighted Assessment	BIA Tax Rate	BIA Levy
Commercial	211,391,151	1.9800	418,554,478	0.2010491%	\$ 425,000
Industrial		3.1025	-	0.3150277%	\$ -
Large Industrial		3.6381	-	0.3694125%	\$ -
Total	\$ 211,391,151		\$ 418,554,478		\$ 425,000

Approved 2023 Levy \$ 425,000 (divided by weighted assessment) = **0.00101540** tax rate at tax ratio of 1.00

Use Rateable Assessment

* 2/3 assessment reduction as per By-law 92-119

		Gross Assessment	Adjustment	Rateable Assessment	Gross Tax	Net Tax
*						
Commercial	020.152.00010	16,117,600	10,745,067	5,372,533	32,404	10,801
Commercial	020.151.50435	1,752,000	1,168,000	584,000	3,522	1,174
Commercial	020.151.50437	312,000	208,000	104,000	627	209
Commercial	020.151.50438	545,000	363,333	181,667	1,096	365
Commercial	020.151.50439	298,000	198,667	99,333	599	200
Commercial	020.151.50440	154,000	102,667	51,333	310	103
Commercial	020.151.50441	793,000	528,667	264,333	1,594	531
Commercial	020.151.50442	1,109,000	739,333	369,667	2,230	743
		21,080,600	14,053,733	7,026,867	42,382	14,127

Net Adjustment: 28,255

Table 5 - Waterdown

Property Class	Current Value Assessment	Tax Ratio	Weighted Assessment	BIA Tax Rate	BIA Levy
Commercial	136,832,396	1.9800	270,928,144	0.1971876%	\$ 269,816
Industrial	59,400	3.1025	184,289	0.3089770%	\$ 184
Large Industrial		3.6381	-	0.3623172%	\$ -
Total	\$ 136,891,796		\$ 271,112,433		\$ 270,000
Approved 2023 Levy \$ 270,000 (divided by weighted assessment) = 0.00099590 tax rate at tax ratio of 1.00					

Table 6 - International Village

Property Class	Current Value Assessment	Tax Ratio	Weighted Assessment	BIA Tax Rate	BIA Levy
Commercial	72,370,723	1.9800	143,294,032	0.2731768%	\$ 197,700
Industrial		3.1025	-	0.4280459%	\$ -
Large Industrial		3.6381	-	0.5019416%	\$ -
Total	\$ 72,370,723		\$ 143,294,032		\$ 197,700
Approved 2023 Levy \$ 197,700 (divided by weighted assessment) = 0.00137968 tax rate at tax ratio of 1.00					

Table 7 - King Street West

Property Class	Current Value Assessment	Tax Ratio	Weighted Assessment	BIA Tax Rate	BIA Levy
Commercial	10,914,900	1.9800	21,611,502	0.0000000%	\$ -
Industrial		3.1025	-	0.0000000%	\$ -
Large Industrial		3.6381	-	0.0000000%	\$ -
Total	\$ 10,914,900		\$ 21,611,502		\$ -
Approved 2023 Levy \$ - (divided by weighted assessment) = - tax rate at tax ratio of 1.00					

Table 8 - Locke Street

Property Class	Current Value Assessment	Tax Ratio	Weighted Assessment	BIA Tax Rate	BIA Levy
Commercial	36,373,042	1.9800	72,018,623	0.0995930%	\$ 36,225
Industrial		3.1025	-	0.1560542%	\$ -
Large Industrial		3.6381	-	0.1829946%	\$ -
Total	\$ 36,373,042		\$ 72,018,623		\$ 36,225
Approved 2023 Levy \$ 36,225 (divided by weighted assessment) = 0.00050299 tax rate at tax ratio of 1.00					

Table 9 - Main West Esplanade

Property Class	Current Value Assessment	Tax Ratio	Weighted Assessment	BIA Tax Rate	BIA Levy
Commercial	23,173,400	1.9800	45,883,332	0.0000000%	\$ -
Industrial		3.1025	-	0.0000000%	\$ -
Large Industrial		3.6381	-	0.0000000%	\$ -
Total	\$ 23,173,400		\$ 45,883,332		\$ -
Approved 2023 Levy \$ - (divided by weighted assessment) = - tax rate at tax ratio of 1.00					

Table 10 - Ancaster Heritage Village

Property Class	Current Value Assessment	Tax Ratio	Weighted Assessment	BIA Tax Rate	BIA Levy
Commercial	50,920,000	1.9800	100,821,600	0.2061723%	\$ 104,983
Industrial	1,553,000	3.1025	4,818,183	0.3230554%	\$ 5,017
Large Industrial		3.6381	-	0.3788260%	\$ -
Total	\$ 52,473,000		\$ 105,639,783		\$ 110,000
Approved 2023 Levy \$ 110,000 (divided by weighted assessment) = 0.00104127 tax rate at tax ratio of 1.00					

Table 11 - Ottawa Street

Property Class	Current Value Assessment	Tax Ratio	Weighted Assessment	BIA Tax Rate	BIA Levy
Commercial	29,094,718	1.9800	57,607,542	0.4571276%	\$ 133,000
Industrial		3.1025	-	0.7162821%	\$ -
Large Industrial		3.6381	-	0.8399374%	\$ -
Total	\$ 29,094,718		\$ 57,607,542		\$ 133,000
Approved 2023 Levy \$ 133,000 (divided by weighted assessment) = 0.00230873 tax rate at tax ratio of 1.00					

Table 12 - Stoney Creek

Property Class	Current Value Assessment	Tax Ratio	Weighted Assessment	BIA Tax Rate	BIA Levy
Commercial	17,535,417	1.9800	34,720,126	0.4077652%	\$ 71,503
Industrial	146,600	3.1025	454,827	0.6389351%	\$ 937
Large Industrial		3.6381	-	0.7492376%	\$ -
Total	\$ 17,682,017		\$ 35,174,952		\$ 72,440
Approved 2023 Levy \$ 72,440 (divided by weighted assessment) = 0.00205942 tax rate at tax ratio of 1.00					

Table 13 - Westdale Village

Property Class	Current Value Assessment	Tax Ratio	Weighted Assessment	BIA Tax Rate	BIA Levy
Commercial	32,832,289	1.9800	65,007,932	0.3902408%	\$ 128,125
Industrial		3.1025	-	0.6114759%	\$ -
Large Industrial		3.6381	-	0.7170380%	\$ -
Total	\$ 32,832,289		\$ 65,007,932		\$ 128,125
Approved 2023 Levy \$ 128,125 (divided by weighted assessment) = 0.00197091 tax rate at tax ratio of 1.00					

Authority: Item 3, Planning Committee
Report 23-008 (PED23088)
CM: May 24, 2023
Ward: 6

Bill No. 093

CITY OF HAMILTON

BY-LAW NO. 23-

To amend Zoning By-law No. 05-200 with respect to lands located at 4 and 10 Trinity Church Road, Hamilton

WHEREAS Council approved Item 3 of Report 23-008 of the Planning Committee, at its meeting held on May 16, 2023;

AND WHEREAS this By-law conforms to the Urban Hamilton Official Plan;

NOW THEREFORE Council of the City of Hamilton amends Zoning By-law No. 05-200 as follows:

1. That Map No. 1548 of Schedule “A” – Zoning Maps is amended by:
 - a) Changing the zoning from the Arterial Commercial (C7) Zone to the Arterial Commercial (C7, H142) Zone for the lands shown as “Block 1” on Schedule “A” to this By-law; and,
 - b) Adding the Business Park Support (M4, 842, H142) Zone for the lands shown as “Block 2” on Schedule “A” to this By-law;
2. That Schedule “C” – Special Exceptions is amended by adding the following new Special Exception:

“842. Within the lands zoned Business Park Support (M4, 842) Zone, identified on Map 1548 of Schedule “A” – Zoning Maps and described as 10 Trinity Church Road, the following special provisions shall apply:

- a) Notwithstanding Section 9.4.3 a), 9.4.3 b) i), 9.4.3 j) i), 9.4.3 k) the following shall apply:

i)	Minimum Lot Area	335.0 square metres
ii)	Minimum Yard Abutting a Street	0.0 metres
iii)	Size and Location Restriction for Supportive Commercial Uses	Shall not apply for a Restaurant.
iv)	Landscaped Area and Planting Strip Requirements	Shall not apply.

3. That Schedule “D” – Holding Provisions be amended by adding the following new Holding Provision:

“142. Notwithstanding Section 9.4 and Section 10.7 of this By-law, within lands zoned Arterial Commercial (C7) Zone and Business Park Support (M4, 842) Zone, identified on Map 1548 of Schedule “A” – Zoning Maps and described as 4 and 10 Trinity Church Road, development shall be restricted in accordance with the following:

- a) For such time as the Holding Provision is in place, these lands shall only be used for permitted uses listed in the (C7) and (M4) Zone within the buildings and structures existing at the time of the passing of this By-law.
- b) Conditions for Holding Provision Removal

The Holding Provision shall, upon application by the landowner, be removed by way of an amending Zoning By-law, from all or part of the subject lands when the following conditions have been satisfied:

- i) That the owner submits and receive approval of a Cultural Heritage Impact Assessment Addendum that includes detailed architectural and structural drawings for the proposed changes, to the satisfaction of the Manager of Heritage and Urban Design;
- ii) That the owner submits and receive approval of a Conservation Brief that includes structural drawings and masonry specifications for changes to the north elevation associated with the elevator addition, to the satisfaction of the Manager of Heritage and Urban Design; and,
- iii) That the owner submit and receive approval of a Documentation and Salvage Brief scoped to the re-purposing of the Gothic window that will be removed from the north elevation, to the satisfaction of the Manager of Heritage and Urban Design.”

4. That no building or structure shall be erected, altered, extended, or enlarged, nor shall any building or structure or part thereof be used, nor shall any land be used, except in accordance with the provisions of the Arterial Commercial (C7, H142) Zone and Business Park Support (M4, 842, H142), subject to the special requirements referred to in Section Nos. 2, and 3 of this By-law.

5. That the Clerk is hereby authorized and directed to proceed with the giving of notice of the passing of this By-law in accordance with the *Planning Act*.

PASSED this 24th day of May, 2023

A. Horwath
Mayor

A. Holland
City Clerk

ZAC-22-038



This is Schedule "A" to By-law No. 23-
Passed the day of, 2023

Mayor



Clerk


Schedule "A"

Map forming Part of
By-law No. 23-_____

to Amend By-law No. 05-200
Map 1548

Subject Property
4 and 10 Trinity Church Road, Hamilton (Ward 6)

-  Block 1 - Change in zoning from the Arterial Commercial (C7) Zone to the Arterial Commercial (C7, H142) Zone
-  Block 2 - Lands to be added as Business Park Support (M4, 842, H142) Zone

Scale: N.T.S	File Name/Number: ZAC-22-038	 Hamilton
Date: February 28, 2023	Planner/Technician: MM/NB	
PLANNING AND ECONOMIC DEVELOPMENT DEPARTMENT		

Authority: Item 4, Planning Committee
Report: 23-007 (PED23107)
CM: May 10, 2023
Ward: 13

Bill No. 094

**CITY OF HAMILTON
BY-LAW NO. 23-**

To Adopt:

**Official Plan Amendment No. 38 to the
Rural Hamilton Official Plan**

Respecting:

**127 Freelon Road
(Flamborough)**

NOW THEREFORE the Council of the City of Hamilton enacts as follows:

1. Amendment No. 38 to the Rural Hamilton Official Plan consisting of Schedule “1”, hereto annexed and forming part of this by-law, is hereby adopted.

PASSED this 24th day of May, 2023.

A. Horwath
Mayor

A. Holland
City Clerk

Rural Hamilton Official Plan Amendment No. 38

The following text, together with Appendix “A” – Volume 2: Map 7 – Freelon Rural Settlement Area Plan, constitutes Official Plan Amendment No. “38” to the Rural Hamilton Official Plan.

1.0 **Purpose and Effect:**

The purpose and effect of this Amendment is to redesignate the subject lands from “Settlement Commercial” to “Settlement Residential” to recognize the existing building on the subject lands as a single-detached dwelling.

2.0 **Location:**

The lands affected by this Amendment are known municipally as 127 Freelon Road, in the former Town of Flamborough.

3.0 **Basis:**

The basis for permitting this Amendment is as follows:

- The proposed Amendment is consistent with the Provincial Policy Statement and conforms to the Greenbelt Plan and Growth Plan for the Greater Golden Horseshoe, 2019, as amended;
- The proposed amendment meets the intent of the policies of the Rural Hamilton Official Plan and the Freelon Rural Settlement Area Plan; and,
- The proposed development is compatible with the planned and existing development in the immediate area.

4.0 **Actual Changes:**

4.1 **Volume 2 – Rural Settlement Areas**

Map

4.1.1 Map

- a. That Volume 2: Map 7 – Freelon Rural Settlement Area Plan is amended by redesignating the subject lands from “Settlement Commercial” to

“Settlement Residential”, as shown on Appendix “A”, attached to this Amendment.

5.0 Implementation:

An implementing Zoning By-Law Amendment will give effect to the intended uses on the subject lands.


This Official Plan Amendment is Schedule “1” to By-law No. 23-094 passed on the 24th day of May, 2023.

**The
City of Hamilton**

A. Horwath
Mayor

A. Holland
City Clerk

Appendix A
 APPROVED Amendment No. 38
 to the Rural Hamilton Official Plan

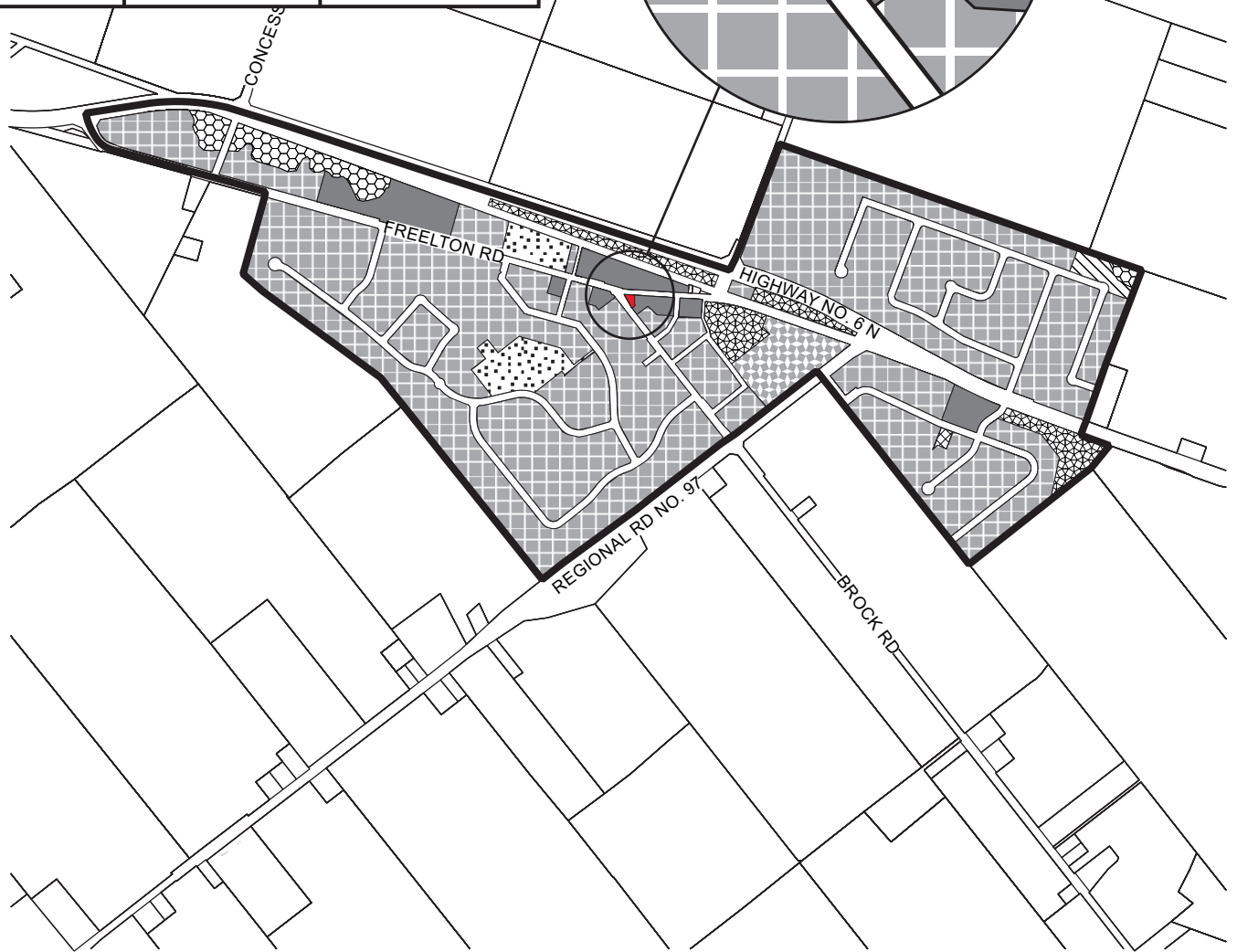
 Lands to be redesignated from
 "Settlement Commercial" to
 "Settlement Residential"

(127 Freelton Road, Flamborough)

Date:
 May 2, 2023

Revised By:
 CT/NB

Reference File No.:
 OPA-R-38(F)




Legend

 Settlement Area Boundary

LAND USE DESIGNATIONS


 Settlement Residential


 Settlement Commercial

 Settlement Institutional

Open Space and Parks Designations

 Community Park

 General Open Space

 Natural Open Space (Hazard Lands)

 Parkette

 Neighbourhood Park

**Volume 2: Map 7
 Freelton Rural Settlement Area Plan**

Rural Hamilton Official Plan

Council Adoption: September 27, 2006

Ministerial Approval: December 24, 2008

Effective Date: February 2021



Hamilton

Authority: Item 4, Planning Committee
Report: 23-007 (PED23107)
CM: May 10, 2023
Ward: 13

Bill No. 095

**CITY OF HAMILTON
BY-LAW NO. 23-**

**To Amend Zoning By-law No. 05-200
Respecting Lands Located at 127 Freelon Road,
Flamborough**

WHEREAS Council approved Item 4 of Report 23-007 of the Planning Committee, at its meeting held on May 2, 2023;

WHEREAS the Council of the City of Hamilton, in adopting Item 4 of Report 23-007 of the Planning Committee, at its meeting held on the 2nd day of May 2023, recommended that Zoning By-law No. 05-200 be amended as hereinafter provided;

AND this By-law conforms with the Rural Hamilton Official Plan upon the adoption of Official Plan Amendment No. 38.

NOW THEREFORE Council of the City of Hamilton enacts as follows:

1. That Map No. 143 of Schedule “A” – Zoning Maps be amended by adding the Settlement Residential (S1, 847) Zone to the lands known as 127 Freelon Road, Flamborough, the boundaries of which are shown on Schedule “A”, to this By-law.
2. That Schedule “C” – Special Exceptions is amended by adding the following new Special Exception:

“847. Within the lands zoned Settlement Residential (S1) Zone, identified on Map No. 143 of Schedule “A” – Zoning Maps and described as 127 Freelon Road, Flamborough, the following special provisions apply:

 - a) In addition to Section 12.3.1, a single detached dwelling shall only be permitted in the principle building existing on the date of the passing of this By-law.”
3. That no building or structure shall be erected, altered, extended, or enlarged, nor shall any building or structure or part thereof be used, nor shall any land be used, except in accordance with the provisions of the Settlement Residential

To Amend Zoning By-law No. 05-200
Respecting Lands Located at 127 Freelon Road, Flamborough

Page 2 of 3

(S1, 847) Zone, subject to the special requirements referred to in Section Nos 2 and 3 of this By-law.

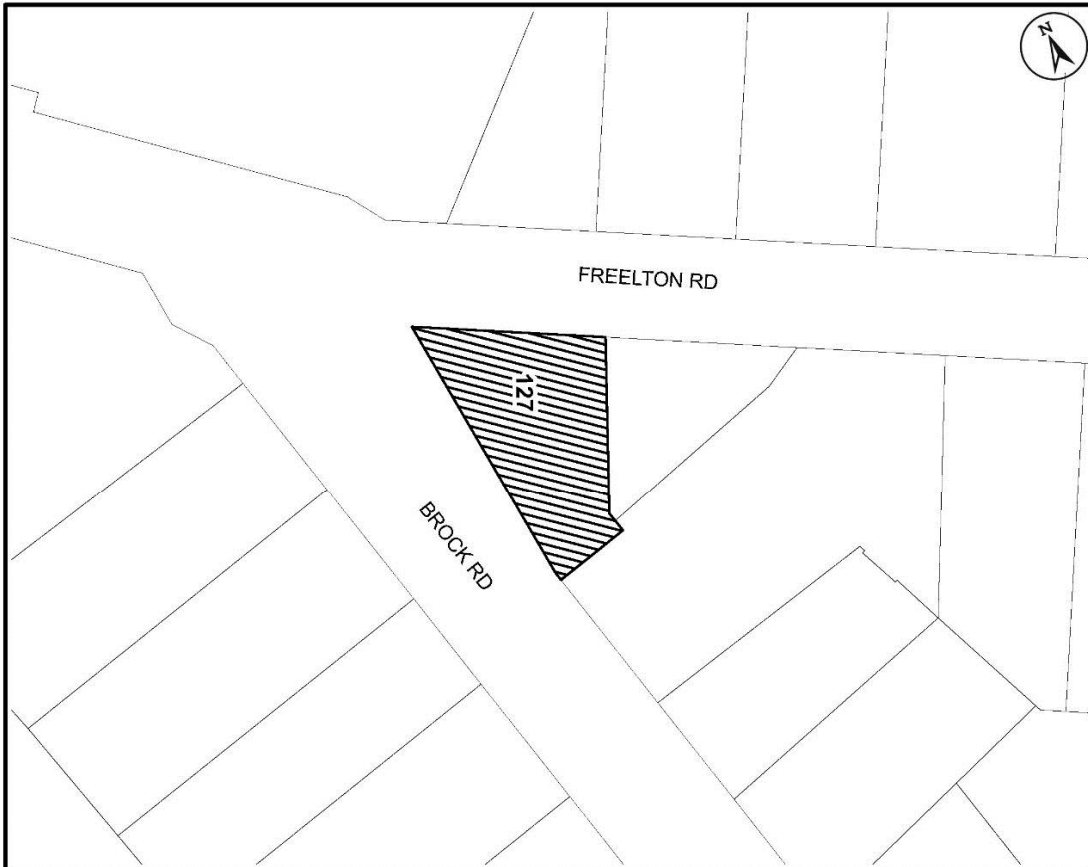
4. That the Clerk is hereby authorized and directed to proceed with the giving of notice of the passing of this By-law in accordance with the *Planning Act*.

PASSED this 24th day of May, 2023


A. Horwath
Mayor

A. Holland
City Clerk

ZAC-23-002



<p>This is Schedule "A" to By-law No. 23-</p> <p>Passed the day of, 2023</p>	<p>-----</p> <p>Mayor</p> <p>-----</p> <p>Clerk</p>
--	---

<p>Schedule "A"</p> <p>Map forming Part of By-law No. 23-_____</p> <p>to Amend By-law No. 05-200 Map 143</p>	<p>Subject Property</p> <p>127 Freelon Road</p> <p> Change in Zoning From "Settlement Commercial (S2) Zone" to "Settlement Residential (S1, 847) Zone"</p>
---	--

<p>Scale: N.T.S</p>	<p>File Name/Number: ZAR-23-002</p>	 Hamilton
<p>Date: April 13, 2023</p>	<p>Planner/Technician: DM/AL</p>	
<p>PLANNING AND ECONOMIC DEVELOPMENT DEPARTMENT</p>		

CITY OF HAMILTON

BY-LAW NO. 23-

To Confirm the Proceedings of City Council at its meeting held on May 24, 2023.

**THE COUNCIL OF THE
CITY OF HAMILTON
ENACTS AS FOLLOWS:**

1. The Action of City Council at its meeting held on the 24th day of May 2023, in respect of each recommendation contained in

Hamilton Police Services Board Selection Committee Report 23-001 – May 8, 2023,
Selection Committee for Agencies, Boards and Sub-Committees Report 23-002 – May 9, 2023,
Public Health Committee (Special) Report 23-006 – May 15, 2023,
Public Works Committee Report 23-007 – May 15, 2023,
Planning Committee Report 23-008 – May 16, 2023,
General Issues Committee Report 23-017 – May 17, 2023,
Audit, Finance and Administration Committee Report 23-008 – May 18, 2023,
Emergency and Community Services Committee Report 23-007 – May 18, 2023,
and
CityHousing Hamilton Shareholder Report 23-001 – May 23, 2023

considered by City of Hamilton Council at the said meeting, and in respect of each motion, resolution and other action passed and taken by the City Council at its said meeting is hereby adopted, ratified and confirmed.

2. The Mayor of the City of Hamilton and the proper officials of the City of Hamilton are hereby authorized and directed to do all things necessary to give effect to the said action or to obtain approvals where required, and except where otherwise provided, the Mayor and the City Clerk are hereby directed to execute all documents necessary in that behalf, and the City Clerk is hereby authorized and directed to affix the Corporate Seal of the Corporation to all such documents.

PASSED this 24th day of May, 2023.

A. Horwath
Mayor

A. Holland
City Clerk