



Hamilton

Vaccine Program Update
July 10, 2014

Outline

- Discuss recommendations presented in the report
- Provide an update on current program areas and highlight significant pressures and/or disparities being experienced
- Increased access to influenza vaccine in the community is an opportunity to review how program resources may be better utilized to address inequities for other program deliverables



Hamilton

Recommendations

1. Discontinue large community flu clinics
2. Collaborate with CES to pilot 1-2 health fairs, with flu shots being one service offered
3. Targeted clinics for children < 5 years of age and persons at risk of influenza-related complications



Hamilton

Recommendations

4. Promotion of flu vaccine access through City website
5. Through partnerships, understand and address reasons for inequities in coverage rates for school vaccines
6. Report back to BOH in Spring 2015



Hamilton

Background

- New Ministry programs and initiatives with limited associated funding
- Significant pressures for the program in areas of vaccine storage and handling and school-based immunizations
- Decline in attendance at PHS provided influenza clinics as more providers administer vaccine



Hamilton

Accountability

- Provides services under Ontario Public Health Standards and respective protocols
- Six provincial accountability agreement indicators for:
 - Coverage of Hepatitis B, meningococcus and human papillomavirus (HPV)
 - Vaccine wastage by health unit for influenza and HPV



Hamilton

School-based Immunization Clinics

- PHS administers vaccines 3x a year in ~120 schools
 - Grade 7: hepatitis B and meningococcal vaccines
 - Grade 8: HPV vaccine
- Physicians only administer these vaccines as part of catch-up programs



Hamilton

School-based Immunization Clinics

~ Accountability

- % school-aged children who have completed immunization for:

| Vaccine | 2011/12 | | 2012/13 | |
|---------------|---------|--------|---------|--------|
| | Target | Actual | Target | Actual |
| Hepatitis B | 75% | 90% | 80% | 90% |
| Meningococcal | 88% | 89% | 90% | 90% |
| HPV | 55% | 75% | 65% | 75% |

School-based Immunization Clinics

~Disparity in Coverage

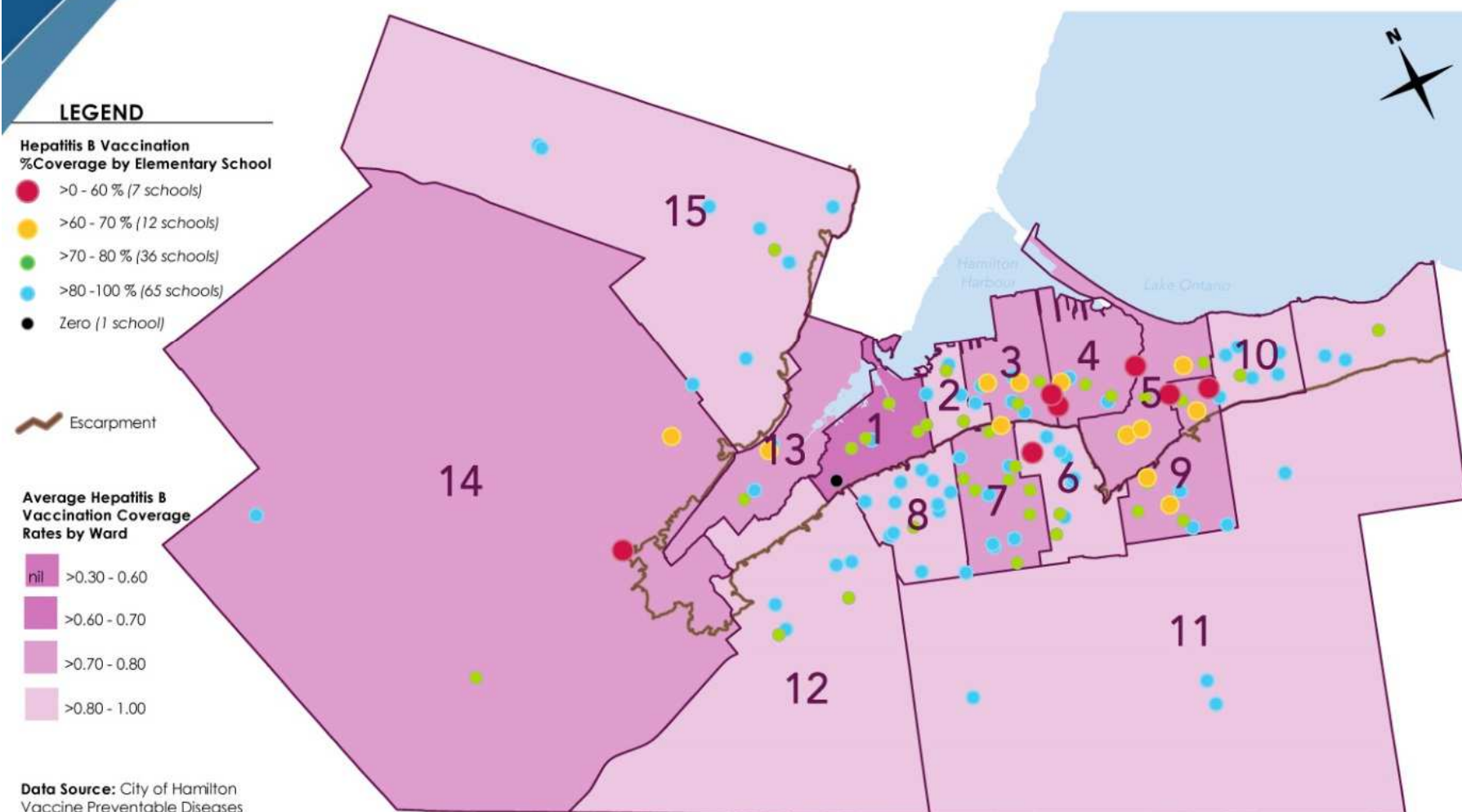
- Program is meeting provincial targets overall
- However, disparity exists in coverage between wards across the City
- More engagement needed with other City departments, schools, parents and students to build relationships and look at targeted, tailored approaches



Hamilton

Hepatitis B Vaccination Coverage Rates by Ward and by School

2012 - 2013 school season, City of Hamilton



Data Source: City of Hamilton
Vaccine Preventable Diseases
School Database, 2014.

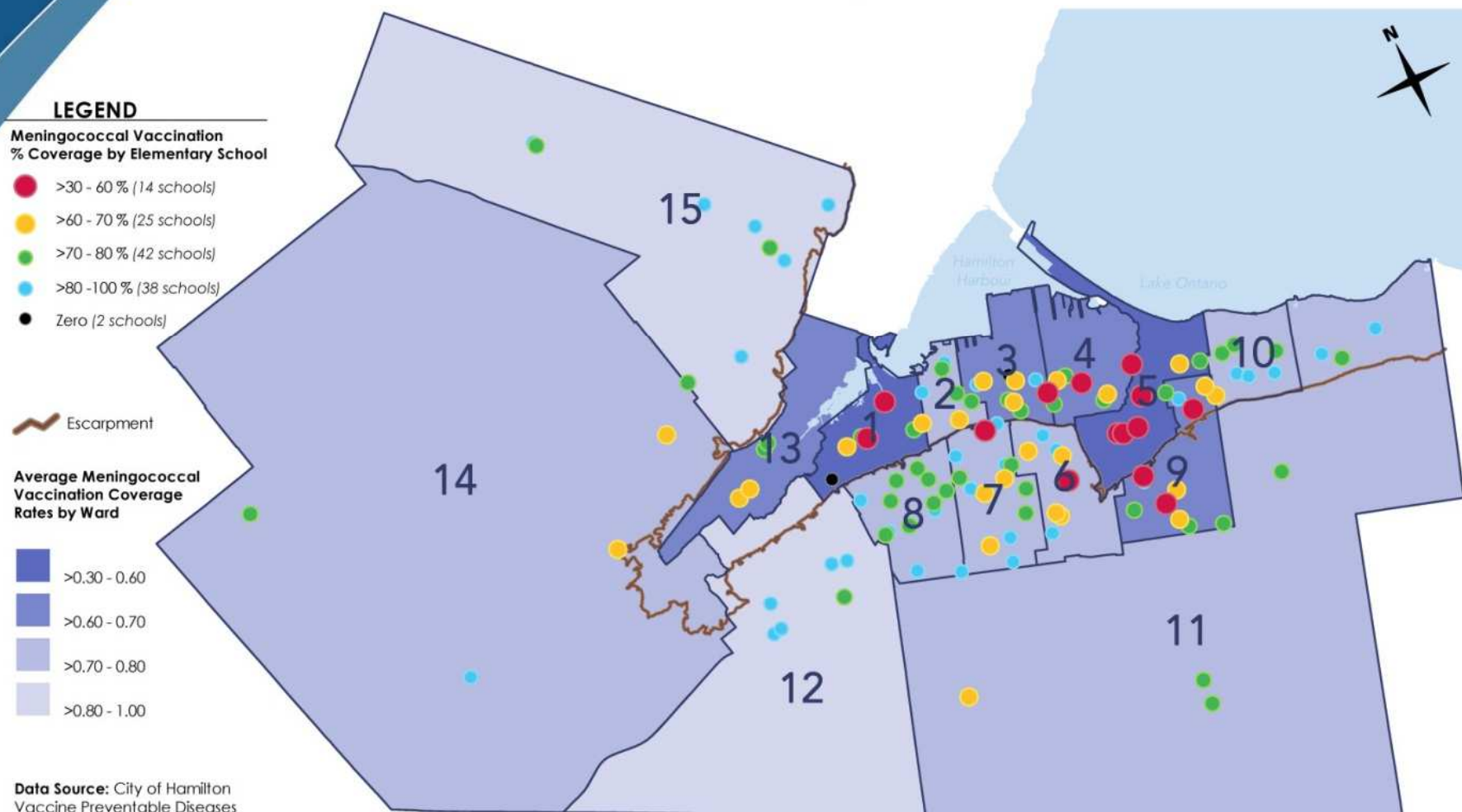
COPYRIGHT 2014 The City of Hamilton.
Produced by Spatial Solution Services, Information Technology.
Printed June 13, 2014. May not be reproduced without permission.
THIS IS NOT A PLAN OF SURVEY.

Disclaimer: All information provided is believed to be accurate and reliable. We will make changes, updates and deletions as required and make every effort to ensure the accuracy and quality of the information provided. However, the City of Hamilton assumes no responsibility for any errors and are not liable for any damages of any kind resulting from the use of, or reliance on, the information contained herein. Individual layer values were provided by the City of Hamilton's Public Health Services and Information Technology.

0.0 2.5 5.0 7.5 10.0 km



Meningococcal Vaccination Coverage Rates by School and by Ward City of Hamilton, 2012 - 2013 school season



Data Source: City of Hamilton
Vaccine Preventable Diseases
School Database, 2014.

COPYRIGHT 2014 The City of Hamilton.
Produced by Spatial Solution Services, Information Technology.
Printed June 13, 2014. May not be reproduced without permission.
THIS IS NOT A PLAN OF SURVEY

Disclaimer: All information provided is believed to be accurate and reliable. We will make changes, updates and deletions as required and make every effort to ensure the accuracy and quality of the information provided. However, the City of Hamilton assumes no responsibility for any errors and are not liable for any damages of any kind resulting from the use of, or reliance on, the information contained herein. Individual layer values were provided by the City of Hamilton's Public Health Services and Information Technology.

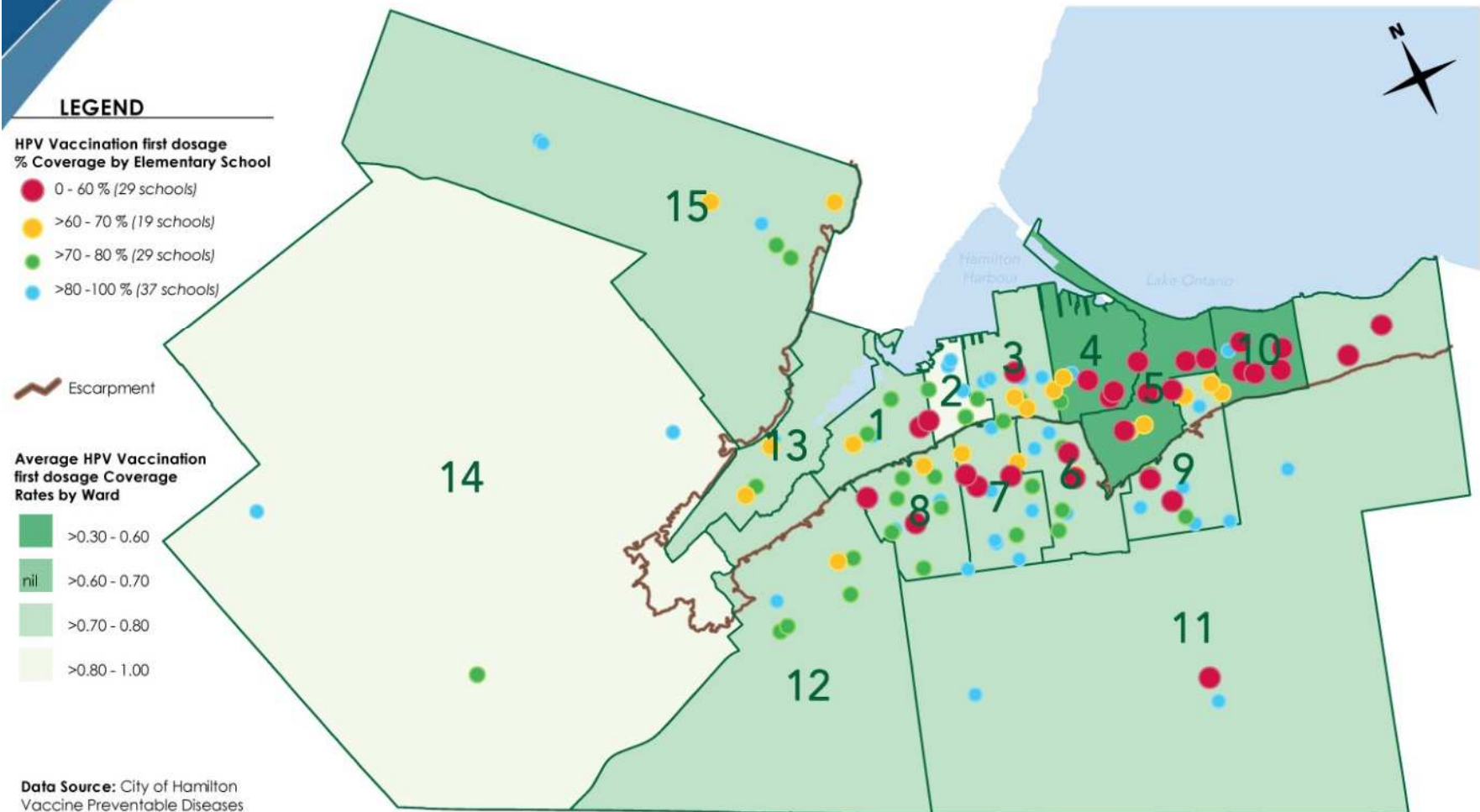
0.0 2.5 5.0 7.5 10.0 km



Hamilton

HPV Vaccination Coverage Rates for first dosage by Ward and by School

2012 - 2013 school season, City of Hamilton



Data Source: City of Hamilton
Vaccine Preventable Diseases
School Database, 2014.

COPYRIGHT 2014 The City of Hamilton.
Produced by Spatial Solution Services, Information Technology.
Printed June 13, 2014. May not be reproduced without permission.
THIS IS NOT A PLAN OF SURVEY

Disclaimer: All information provided is believed to be accurate and reliable. We will make changes, updates and deletions as required and make every effort to ensure the accuracy and quality of the information provided. However, the City of Hamilton assumes no responsibility for any errors and are not liable for any damages of any kind resulting from the use of, or reliance on, the information contained herein. Individual layer values were provided by the City of Hamilton's Public Health Services and Information Technology.

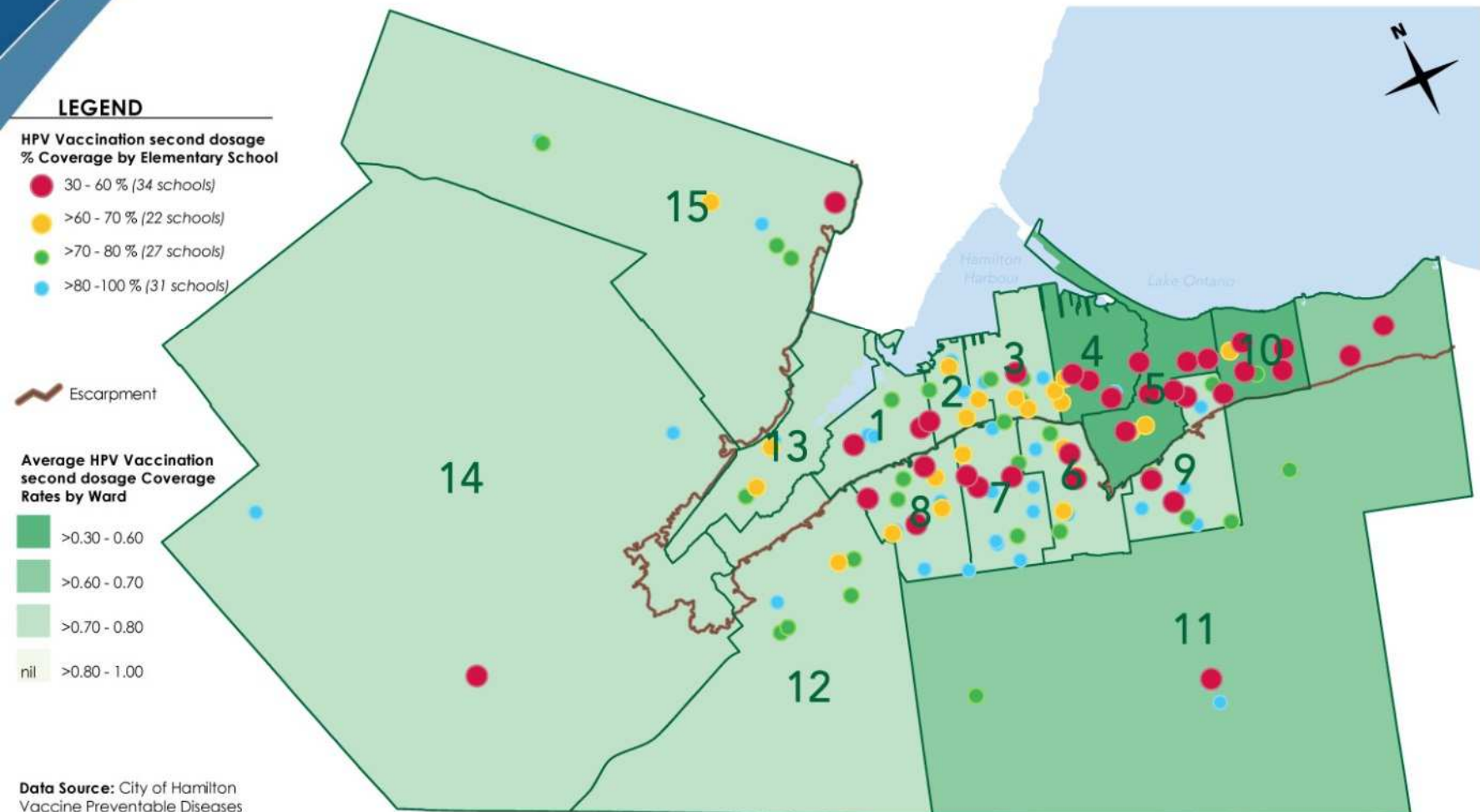
0.0 2.5 5.0 7.5 10.0 km



Hamilton

HPV Vaccination Coverage Rates for second dosage by Ward and by School

2012 - 2013 school season, City of Hamilton



Data Source: City of Hamilton
Vaccine Preventable Diseases
School Database, 2014.

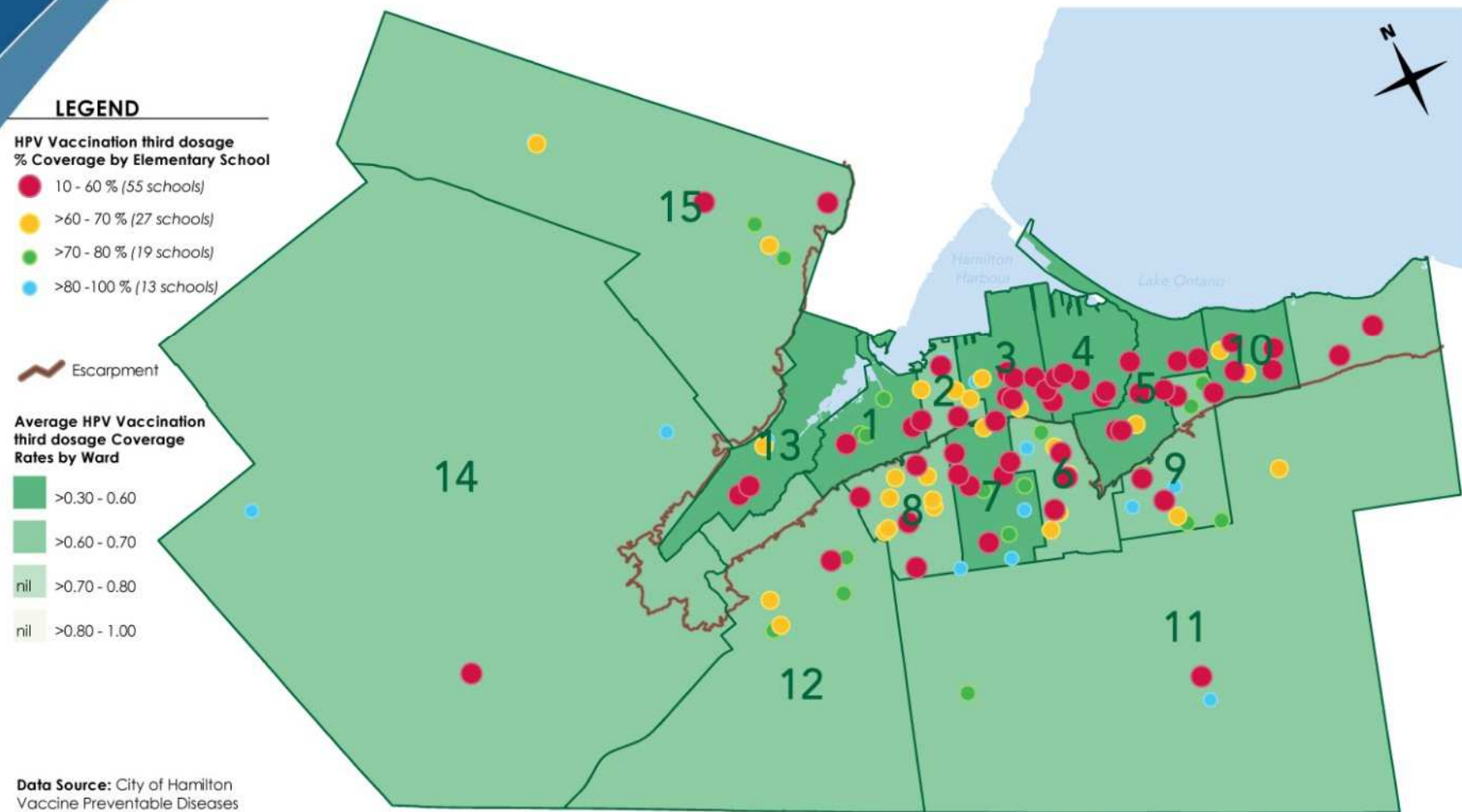
COPYRIGHT 2014 The City of Hamilton.
Produced by Spatial Solution Services, Information Technology.
Printed June 13, 2014. May not be reproduced without permission.
THIS IS NOT A PLAN OF SURVEY

Disclaimer: All information provided is believed to be accurate and reliable. We will make changes, updates and deletions as required and make every effort to ensure the accuracy and quality of the information provided. However, the City of Hamilton assumes no responsibility for any errors and are not liable for any damages of any kind resulting from the use of, or reliance on, the information contained herein. Individual layer values were provided by the City of Hamilton's Public Health Services and Information Technology.

0.0 2.5 5.0 7.5 10.0 km

HPV Vaccination Coverage Rates for third dosage by Ward and by School

2012 - 2013 school season, City of Hamilton



Data Source: City of Hamilton
Vaccine Preventable Diseases
School Database, 2014.

COPYRIGHT 2014 The City of Hamilton.
Produced by Spatial Solution Services, Information Technology.
Printed June 13, 2014. May not be reproduced without permission.
THIS IS NOT A PLAN OF SURVEY.

Disclaimer: All information provided is believed to be accurate and reliable. We will make changes, updates and deletions as required and make every effort to ensure the accuracy and quality of the information provided. However, the City of Hamilton assumes no responsibility for any errors and are not liable for any damages of any kind resulting from the use of, or reliance on, the information contained herein. Individual layer values were provided by the City of Hamilton's Public Health Services and Information Technology.

0.0 2.5 5.0 7.5 10.0 km

Vaccine Storage & Handling ~ Refrigerator Inspections

- Annual cold chain inspections of all refrigerators storing publicly-funded vaccines
 - Number has steadily increased over the years
 - 2012: 40 pharmacies; 2013: 100 pharmacies
- New accountability indicator for 2014

| 2010 | 2011 | 2012 | 2013 | 2014* |
|------|------|------|------|-------|
| 310 | 322 | 316 | 432 | 426 |

*2014 number is as of June 24/14.

Vaccine Storage & Handling ~ Temperature Violations

- PHS makes recommendations for vaccine viability any time vaccine is exposed to temperatures outside acceptable range
- Main reasons: power failures due to extreme weather, human error, equipment malfunction

| 2010 | 2011 | 2012 | 2013 | 2014* |
|------|------|------|------|-------|
| 144 | 165 | 158 | 193 | 54 |

*2014 number is as of June 11/14.

Universal Influenza Immunization Program

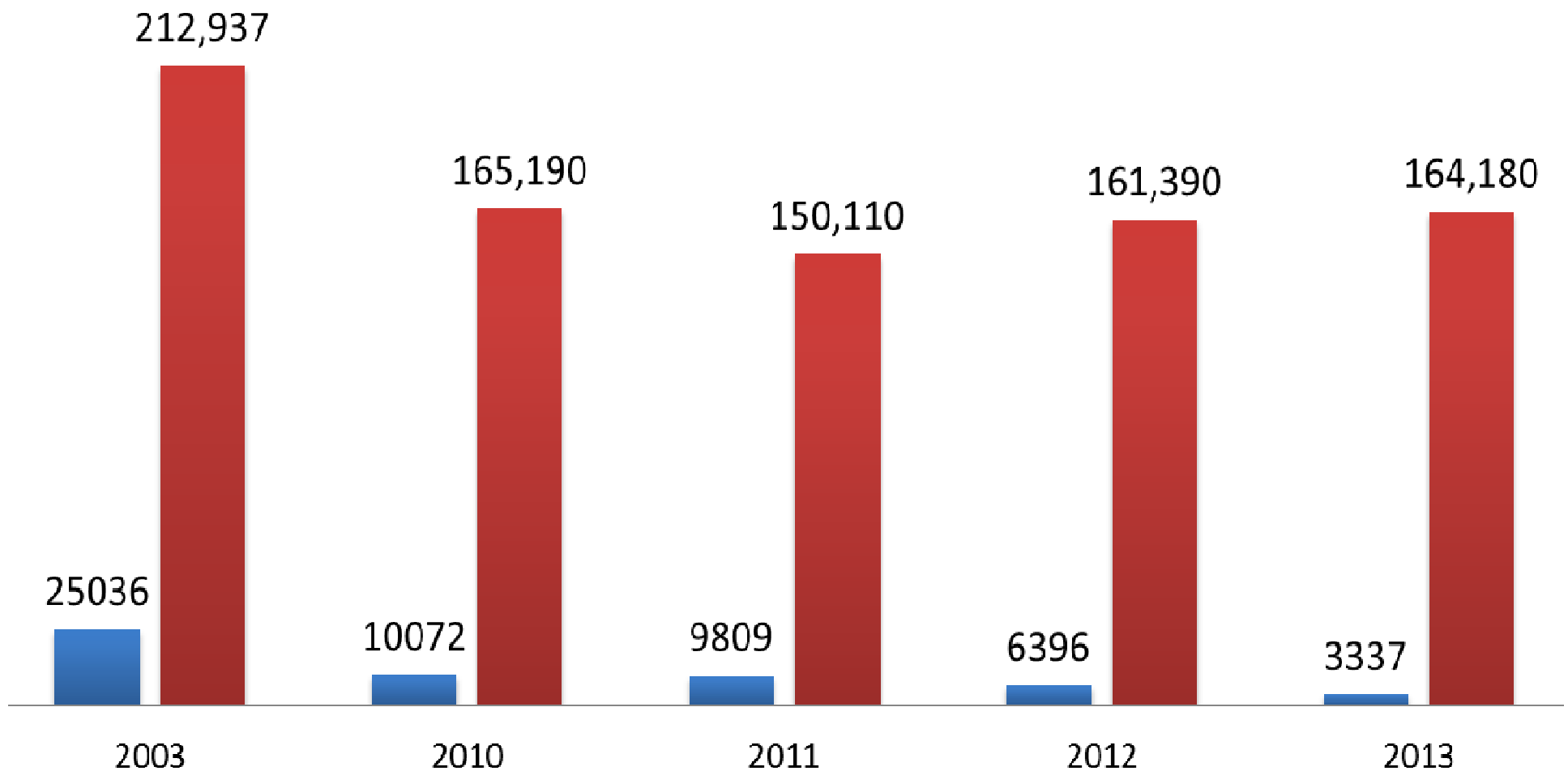
- Currently offer vaccine through 12 large community-based clinics, 3 general clinic locations and targeted priority clinics
- Decline in attendance at PHS-offered clinics
- Vaccine distribution rates unchanged to community
- Increased accessibility in community through alternate providers



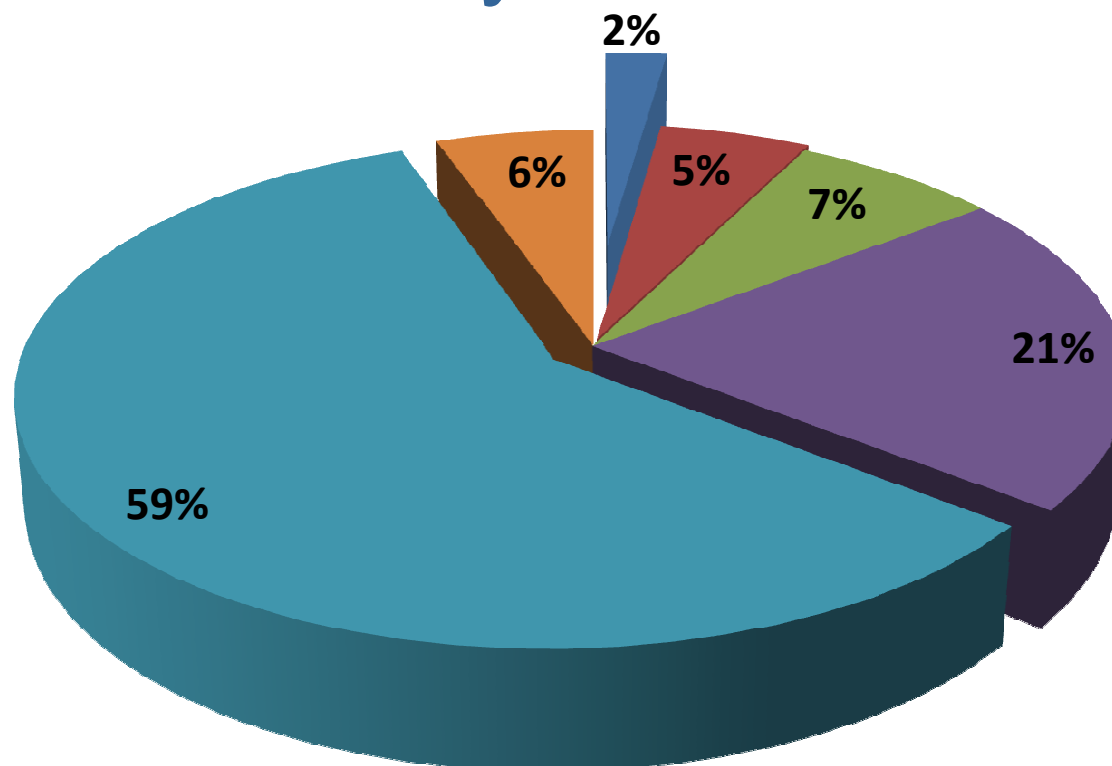
Hamilton

Influenza Vaccine Use in Hamilton

■ Influenza doses administered at all PHS clinics ■ Influenza doses distributed



2013/14 Influenza Season Administration by Provider ~ *Hamilton*



- Public Health Service
- Long-term Care Facilities
- Hospitals
- Pharmacies
- Physicians and CHCs
- Employer-sponsored (health and non-health)

Pharmacy Successes

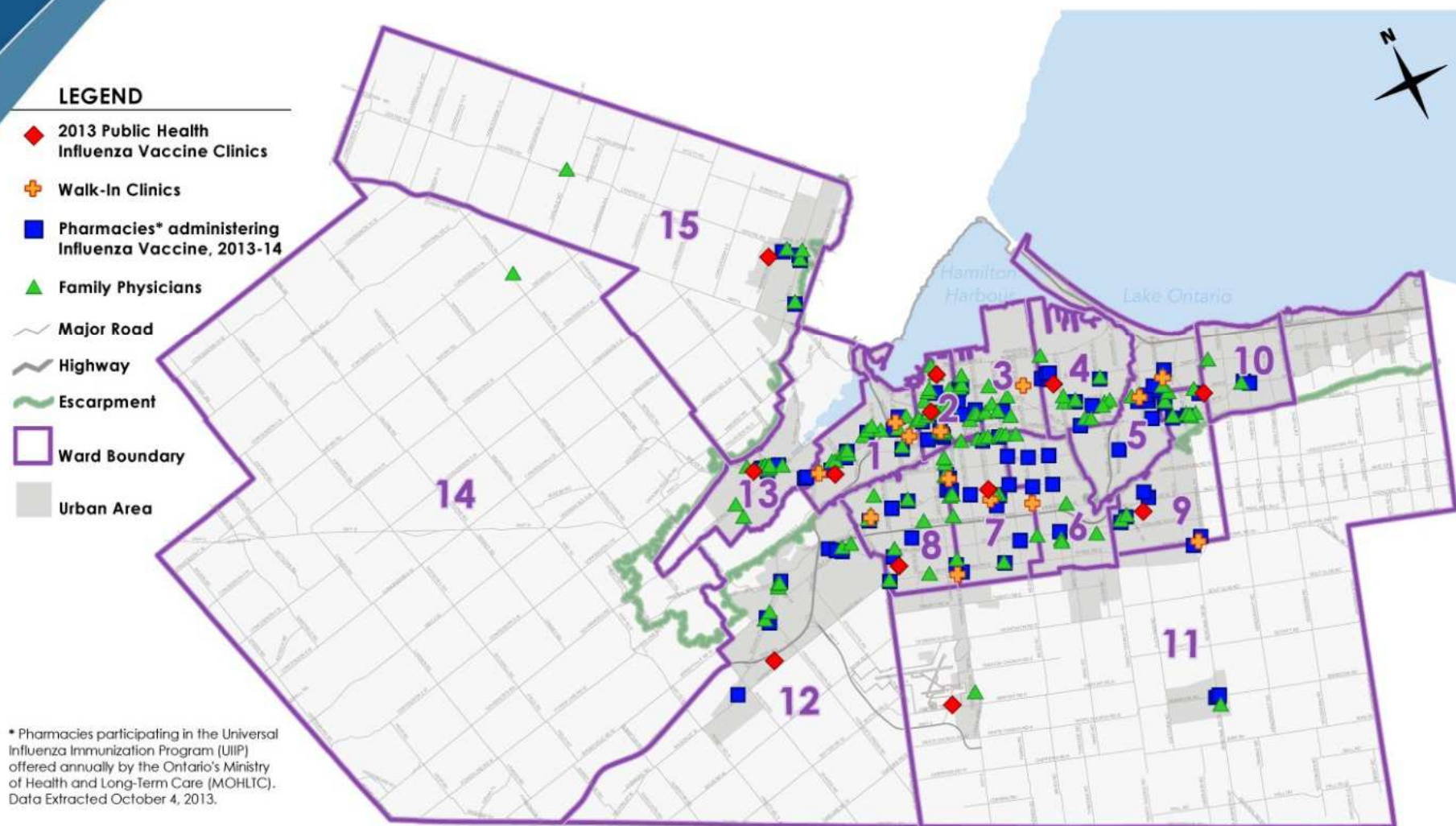
| Season | Hamilton | |
|----------|-----------------|--------|
| | # Participating | Doses |
| 2012/13 | 40 | 10,356 |
| 2013/14 | 100 | 31,992 |
| 2014/15* | 75 | N/A |

* Number as of June 24, 2014



Community locations offering influenza vaccinations 2013-14 season

City of Hamilton



Summary

- New model for influenza vaccine administration will allow staff to:
 - Provide essential provincially mandated service in schools that only PHS can administer
 - Address inequalities in coverage by tailoring strategies to increase coverage rates



Hamilton