

Infectious Disease and Environmental Health Report: Q3 & Q4 2014

Number of reportable disease investigations* conducted, by report quarter, City of Hamilton, 2013 & 2014

Program	Type	Reported 2013*					Reported 2014*				
		Q1	Q2	Q3	Q4	Total	Q1	Q2	Q3	Q4	Total
Infectious Diseases (ID)	Cases	573	274	288	266	1401	558	434	275	365	1632
Tuberculosis (TB)	Active TB†	8	10	7	10	35	13	<5	6	12	35
	Latent TB	126	124	104	136	490	103	114	108	91	416
Sexually Transmitted Infections	Cases	439	411	433	409	1692	402	414	418	434	1668
Column Total		1146	819	832	821	3618	1076	966	807	902	3751

The top 3 infectious diseases in Q3 & Q4, 2014 were:

1. Influenza
2. Hepatitis C
3. Campylobacter enteritis

The top 3 sexually transmitted infection in Q3 & Q4, 2014 were:

1. Chlamydia
2. Gonorrhea
3. Syphilis

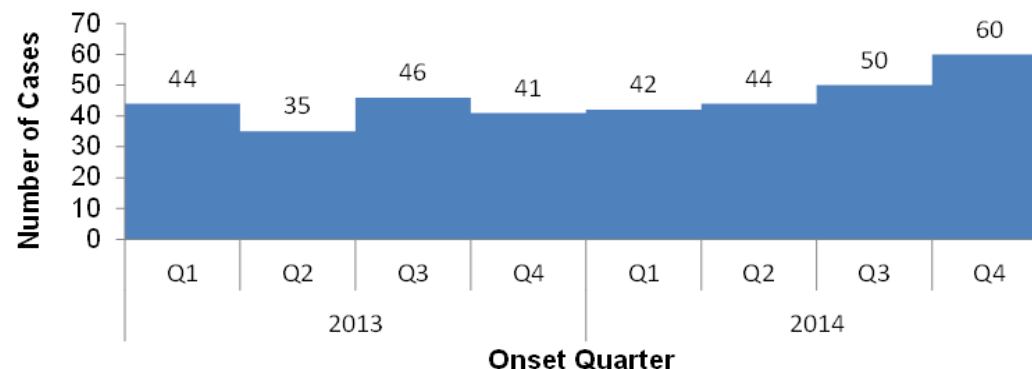
		Reported 2013*					Reported 2014*				
		Q1	Q2	Q3	Q4	Total	Q1	Q2	Q3	Q4	Total
Outbreak Activity	Community Outbreaks	0	0	3	1	4	2	5	2	3	12
	Institutional Outbreaks †	76	18	15	22	131	45	27	10	29	111
Column Total		76	18	18	23	135	47	32	12	32	123

Influenza A was the most significant infectious disease in Q3 & Q4, 2014

* **Note:** These figures are subject to change due to case follow-up procedures. **Data Source:** Ontario Ministry of Health and Long-Term Care Integrated Public Health Information System database. **Prepared by:** City of Hamilton Public Health Services. **Data Extracted:** 2015-01-13. † Institutional: hospitals, long term care homes, residential care facilities, detention centre.

† This figure does not include the number of suspect active cases that are investigated but later determined not to be a true case of active tuberculosis

Quarterly cases of Gonorrhea, City of Hamilton, 2013-2014



These figures are subject to change due to case follow-up procedures. **Source:** Ontario Ministry of Health and Long-Term Care, integrated Public Health Information System database **Prepared by:** City of Hamilton Public Health Services **Data Extracted:** 2015-01-13

Hamilton has seen a slight rise in cases of gonorrhea in Q3/Q4 of 2014. There were 30 more cases of gonorrhea in 2014 compared with 2013. Increases in cases have also been noted provincially since September 2013 and PHO continues to investigate. However, it is unclear if the recent rise in Hamilton reflects a true increase as gonorrhea rates have fluctuated widely since 2000, ranging from a low of 93 cases to a high of 240.

Salmonella Enteritidis Cases, City of Hamilton, 2012 - 2014



These figures are subject to change due to case follow-up procedures. **Source:** Ontario Ministry of Health and Long-Term Care, integrated Public Health Information System database **Prepared by:** City of Hamilton Public Health Services **Data Extracted:** 2015-01-22

In Q3-Q4 there were 17 cases of *Salmonella* Enteritidis in Hamilton, 9 of which were associated with the provincial investigation. The cause(s) of this provincial rise are as yet unknown.

Infectious Disease and Environmental Health Report: Q3 & Q4 2014

Environmental Health investigation responses by site visit, telephone call or email, 2013 and 2014

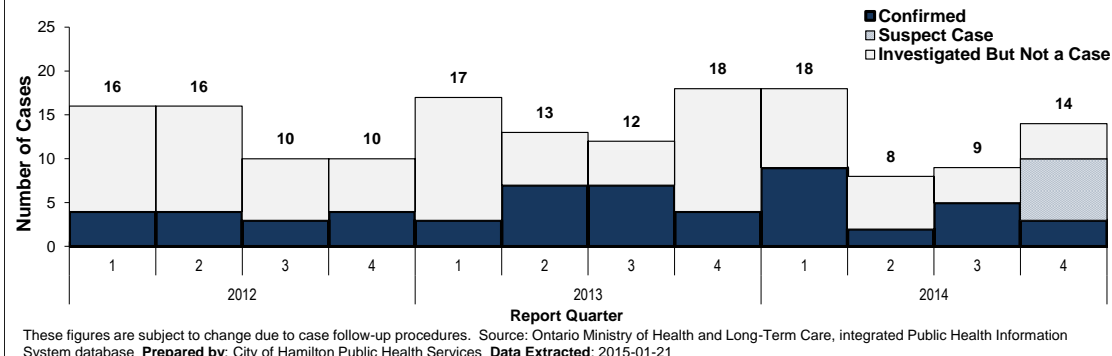
Program	Reported 2013					Reported 2014				
	Q1	Q2	Q3	Q4	Total	Q1	Q2	Q3	Q4	Total
Food Safety	159	154	212	189	714	148	211	246	186	791
Water Quality	93	111	189	111	504	86	146	283	93	608
Health Hazard Abatement [†]	227	278	512	357	1374	272	341	487	350	1450
Tobacco Control under Smoke Free Ontario Act	69	94	47	32	242	51	62	67	61	241
By-law 11-080 [†]	6	23	71	11	111	1	16	9	6	32
Vector-Borne Disease	1	51	41	2	95	0	60	79	6	145
Infection Control/Injury Prevention	164	137	137	128	566	193	129	137	146	605
Rabies Potential Exposure Investigations	245	357	544	288	1434	259	397	502	284	1442
Column Total	964	1205	1753	1118	5040	1010	1362	1810	1132	5314

[†] Prohibiting Smoking within City Parks and Recreation

The top 3 environmental health issues in Q3 & Q4, 2014* were:

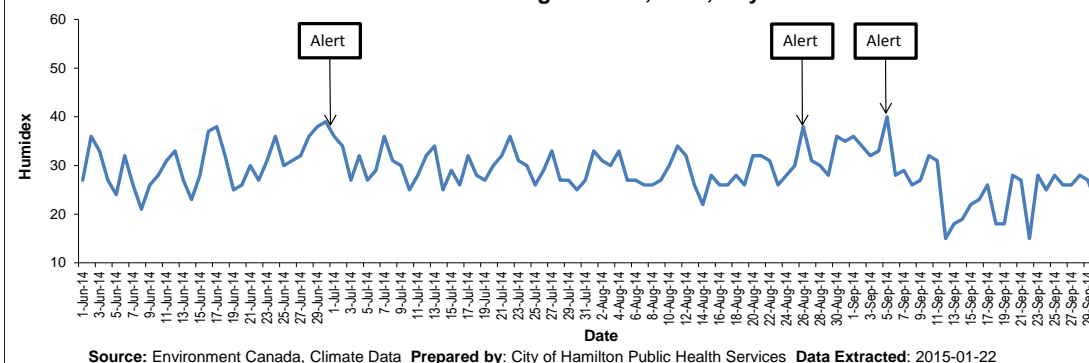
1. Bed Bugs
2. Cockroaches
3. Mould

Investigations of Active TB Cases, City of Hamilton, 2012 - 2014



There have been a similar number of active tuberculosis cases in 2013 and 2014, although several suspect cases in Q4 2014 have not yet been resolved.

Heat Alerts Issued During Summer, 2014, City of Hamilton



All Alerts were Stage 1 alerts. The associated response actions include:

- PHS sends out notification of the Heat Advisory to community partners, media, Community & Emergency Services (CES) contacts and other internal partners;
- CES Communications staff ensure the City of Hamilton website is updated to reflect the alert status;
- The City considers opening cool places for Hamilton residents to seek refuge from the heat.