

Item 4.1




TRANSIT DIVISION 2018 – 2021 CAPITAL PLAN

November 10, 2017

PUBLIC WORKS DEPARTMENT

GETTING AROUND THROUGH THE YEARS



TRANSIT RETROSPECTIVE

- The HSR has operated in Hamilton since 1874 with the introduction of horse-drawn cars
- Over the last 143 years horse-drawn cars, electric streetcars, trolley buses, diesel buses, natural gas buses and hybrid buses have been used to deliver the service
- All the while, Hamilton's population has grown from 26,716 to over 536,917
- Hamilton's Transportation Master Plan envisions a city that "expand(s) transportation options that encourage travel by foot, bike and transit and enhance efficient inter-regional transportation connections."
- The capital plan as outlined in this presentation learns from the past and prepares for the future of Transit in Hamilton

STRATEGIC CONTEXT

Public Transportation: an investment in a Vibrant and Sustainable City

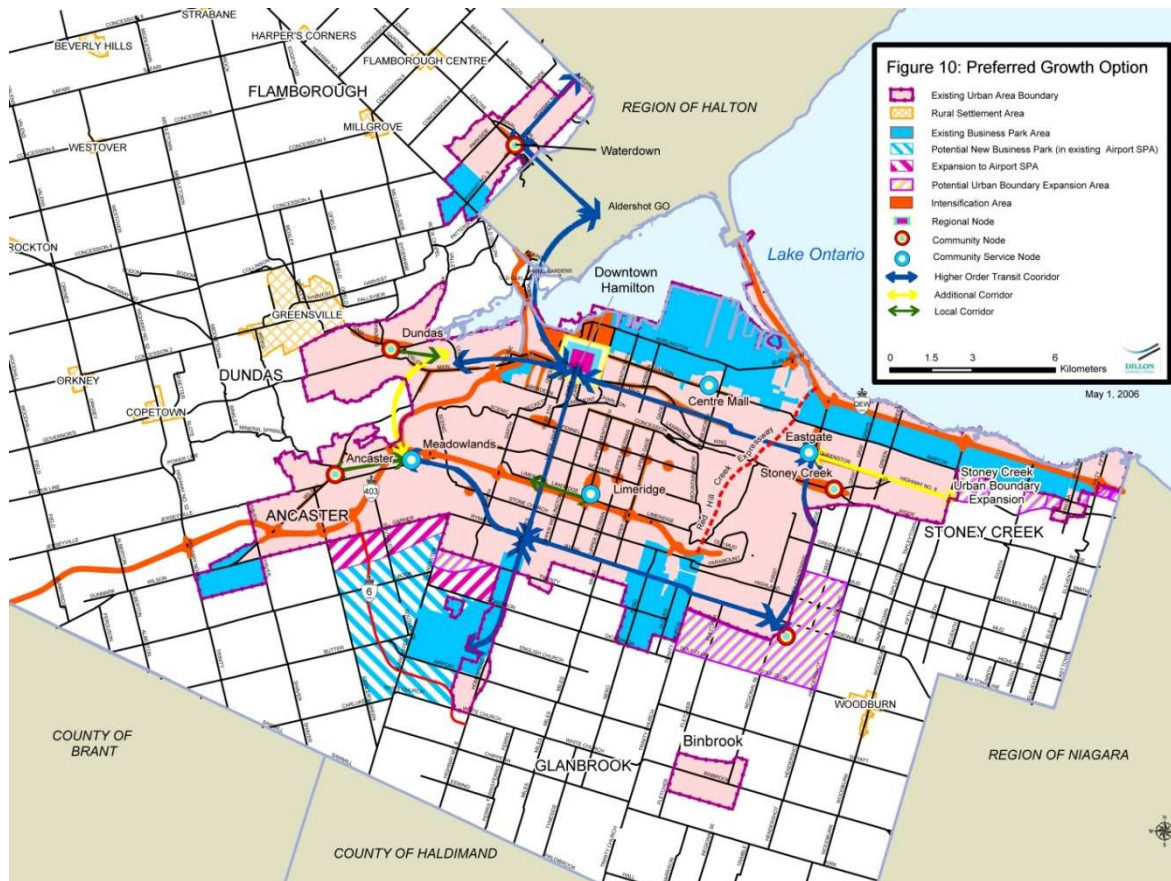
Benefits of Public Transportation:



- Reduced household transportation costs.
- Reduced congestion and delays (escarpment crossings at capacity by 2031).
- Addresses changing demographics (aging population).
- Positive health, environment and community impacts.
- Promotes economic development (attracting employers, creative industries).
- Promotes social equity.



STRATEGIC CONTEXT



- The desired form of urban growth & transit are interdependent.

TRANSIT CAPITAL INVESTMENT (\$000)

Transit Investment - 2010 through 2017 Consolidated							
		Funding Sources (\$000)					
Investment Type	Gross Investment	Reserves	Fed. Gas Tax	Dev Charges	Debenture	Subsidies	Levy
Conventional Bus Purchases	\$ 98,675	\$ 52,043	\$ 18,155	\$ 4,639	\$ 8,640	\$ 15,198	
Accessible Transportation Bus Purchases	\$ 5,554	\$ 4,114		\$ 737		\$ 702	
Non Revenue Vehicle Purchases	\$ 1,077	\$ 677			\$ 200	\$ 200	
Quick Wins Projects	\$ 14,594	\$ -				\$ 14,594	
Maintenance and Storage Facility	\$ 30,650	\$ -		\$ 7,162	\$ 9,163	\$ 14,325	
On Street Infrastructure	\$ 15,217	\$ 409			\$ 6,962	\$ 7,846	
Technology	\$ 19,218	\$ 3,231			\$ 6,377	\$ 9,610	
Fleet/Garage Equipment	\$ 9,629	\$ 2,204			\$ 3,712	\$ 3,713	
Studies	\$ 1,251	\$ 1,247		\$ 5			
Fund Transit Reserves - Cancelled OBRP Funding	\$ 23,055	\$ -	\$ 18,155				\$ 4,900
Total Investment	\$ 218,921	\$ 63,924	\$ 36,310	\$ 12,543	\$ 35,054	\$ 66,189	\$ 4,900

TRANSIT CAPITAL

Basic Transit Capital Program

- Create sustainable reserves to maintain a 12 year life cycle for all buses
- Provide on street infrastructure such as shelters and landing pads
- Provide the technology required to monitor the service and deliver customer information

TRANSIT CAPITAL

Expanded Transit Capital Program – 10 Year Local Transit Strategy

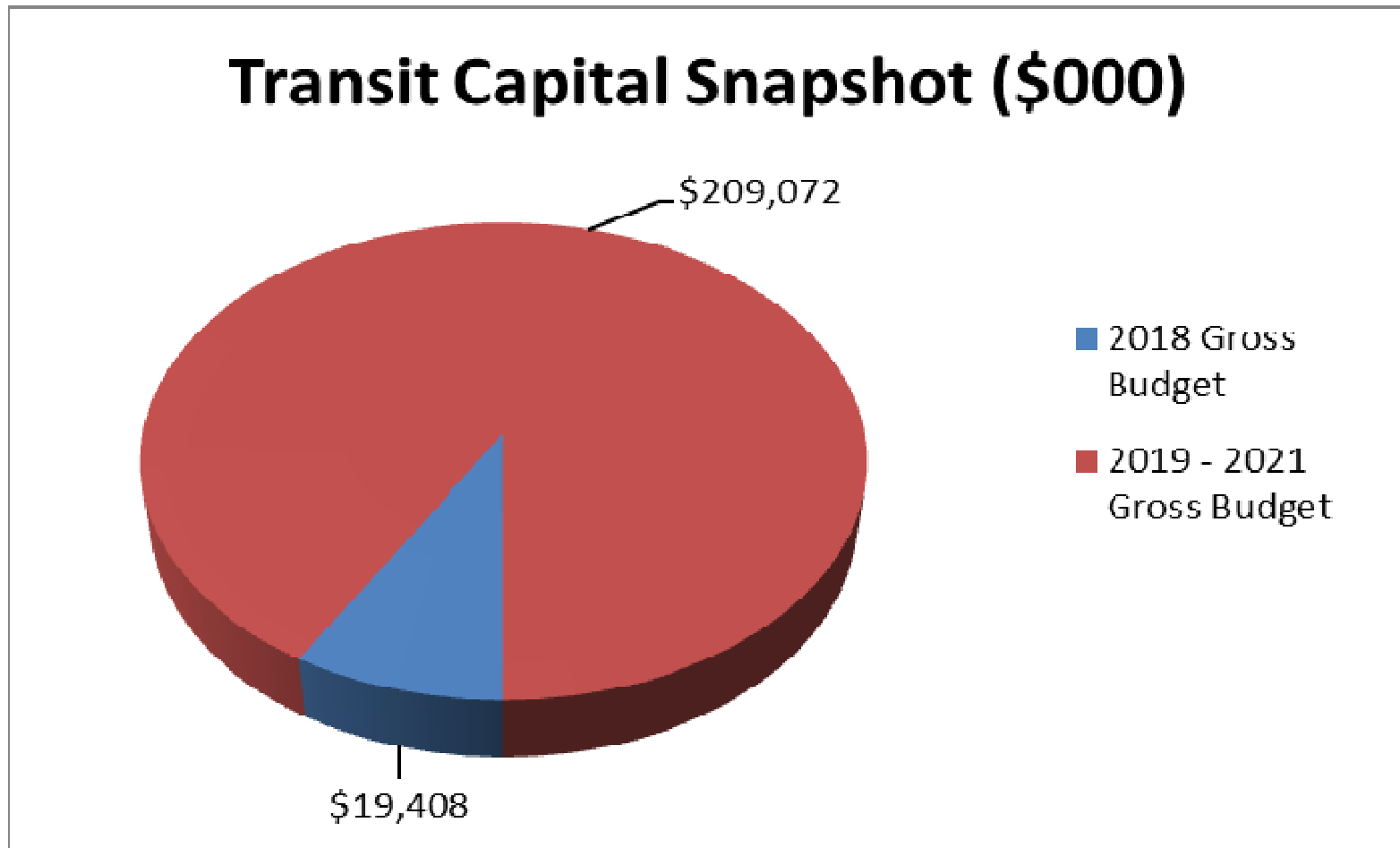
- Maintenance & Storage Facility
- Expansion Buses
- Branding & Marketing
- Customer Amenities
- Corridor Capacity

PTIF PROJECT UPDATE

PTIF Projects	Budget	LTD Expended	P.O. Commit	Total to Date
Garage Door Repl - MTC	\$ 1,320,000	\$ 28,597	\$ 31,249	\$ 59,846
Transit Capital Infrastructure	\$ 3,300,000	\$ 49,624	\$ 133,984	\$ 183,608
Replace Bus Hoists	\$ 3,025,000	\$ -	\$ 1,276,470	\$ 1,276,470
HVAC Upgrades-2200 Upper James	\$ 2,200,000	\$ -	\$ 633,000	\$ 633,000
Transit Priority Measures	\$ 3,850,000	\$ -	\$ -	\$ -
HSR Bus Expansion Prgrm-10 Yr	\$ 10,380,000	\$ -	\$ 10,375,680	\$ 10,375,680
Non Revenue Vehicle Exp-Growth	\$ 400,000	\$ -	\$ -	\$ -
Radio Equipment Replacement	\$ 3,000,000	\$ -	\$ -	\$ -
Automated Passenger Counters	\$ 4,300,000	\$ -	\$ 2,066,796	\$ 2,066,796
Shelter Expansion & Rehab	\$ 7,043,000	\$ -	\$ -	\$ -
Bus Wash Rack Replacement	\$ 880,000	\$ 28,320	\$ 80,048	\$ 108,368
Transit Mtnc&Storage Facility	\$ 28,650,000	\$ -	\$ -	\$ -
Sustainable NetworkConnections	\$ 3,025,000	\$ 2,070,572	\$ 559,685	\$ 2,630,256
Customer Service Software	\$ 1,605,000	\$ -	\$ 1,079,250	\$ 1,079,250
Total:	\$ 72,978,000	\$ 2,177,113	\$ 16,236,162	\$ 18,413,275

*As of October 31, 2017

TRANSIT CAPITAL – 2018 THROUGH 2021



RESERVE FUNDED CAPITAL (\$000)

Projects	Pre 2018		2018		2019 - 2021	
	Gross	Net	Gross	Net	Gross	Net
HSR Bus Replacement Program	0	0	14,485	0	45,176	0
Nonrevenue Vehicle Replace Program	0	0	103	0	401	0
Transit Hybrid Bus Battery Replacement	700	0	0	0	240	0
	700	0	14,588	0	45,817	0

CAPITAL IN NEED OF A FUNDING SOURCE (\$000)

Projects	Pre 2018		2018		2019 - 2021	
	Gross	Net	Gross	Net	Gross	Net
HSR Bus Expansion Program - 10 Year Plan	10,380	5,190	0	0	17,610	17,610
Transit Maintenance and Storage Facility	28,650	7,163	0	0	111,350	83,512
Corridor Capacity	0	0	0	0	1,830	1,830
Branding and Marketing - Launch and Implementation	0	0	0	0	4,820	4,820
PRESTO Equipment Replacement	0	0	0	0	4,235	4,235
Transit Terminal Development	0	0	0	0	6,940	6,940
Transit Shelter Expansion Program	0	0	0	0	450	0
Ranger Equipment Replacement	0	0	0	0	2,000	2,000
Terminal and End of Line Rehabilitation	0	0	75	75	225	225
Bus Stop Shelter Rehabilitation	0	0	125	125	375	375
Express Bus (L-A-S-T Lines) Enhanced Passenger Amenities	0	0	420	420	2,270	2,270
Rapid Ready & Ten Year Local Transit Strategy Implementation	50	0	500	500	50	0
Fund Transit Reserve Shortfall- Re Cancellation of OBRP	0	0	3,700	3,700	11,100	2,100
	39,080	12,353	4,820	4,820	163,255	125,917

SUMMARY

Public Transportation: an investment in a Vibrant and Sustainable City.

- Transit capital program is an integral part of Council's strategic direction contributing to:
 - Economic Prosperity & Growth
 - Built Environment & Infrastructure
 - Our People and Performance
 - Healthy and Safe Communities



THANK YOU