




HAMILTON FIRE DEPARTMENT 2017 ANNUAL REPORT

March 26, 2018




FIRE OPERATIONS - RESPONSES



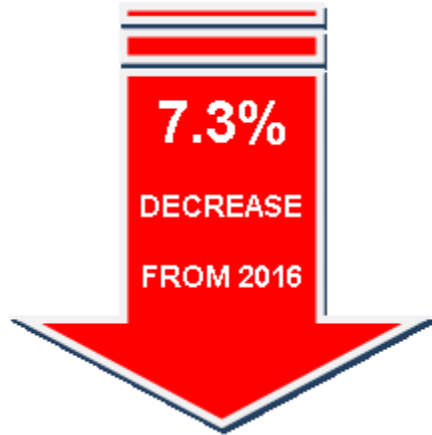
31,615
Incident Responses

87
Average Incidents
Per Day





STRUCTURE FIRES



272
Structure Fires



200 of the 272
structure fires
occurred
in residences

73.5%



54.4%

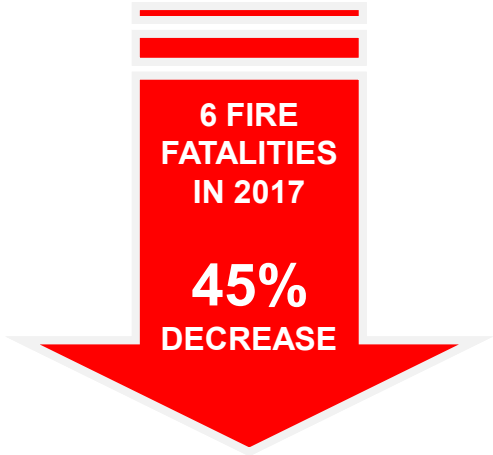
Compliance in residences
that experienced a fire in
2017





FIRE FATALITIES

**WORKING
SMOKE ALARMS
SAVE LIVES**



Tragically, in each of the homes in which a fatality occurred in 2017, no working smoke alarms were found.



TOP TWO CAUSES OF HOUSE FIRES



**UNATTENDED
COOKING**




**CARELESS
SMOKING**

BEHAVIORAL BASED FIRES

PREVENTABLE FIRES



HOME FIRE SAFETY EDUCATION PROGRAM



1,351
SMOKE ALARMS
INSTALLED

273
BATTERIES
INSTALLED

11,713
HOMES VISITED

8,526
CONTACTS MADE

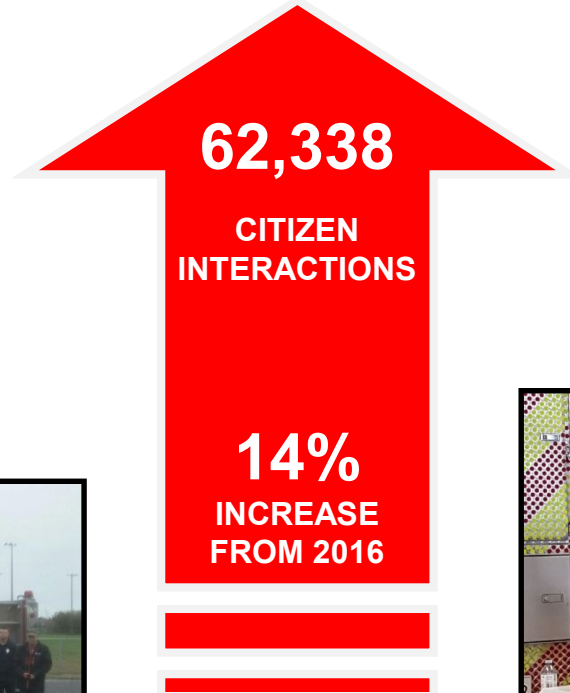


CITIZEN DASHBOARD






HAMILTON FIRE DEPARTMENT IN THE COMMUNITY





FIRE PREVENTION WEEK





SUPPORT DIVISIONS



DISPATCHED
31,615
 INCIDENTS
 4.8%
 INCREASE



1,252
 REPAIR
 ORDERS



ATTENDED
2,874
 INSPECTION
 REQUESTS
 7.7%
 INCREASE
 SINCE 2014



CONDUCTED
143,438
 HOURS OF
 TRAINING
 31.7%
 INCREASE

9,934
 LABOUR
 HOURS
 2.2%
 INCREASE



EMERGENCY MANAGEMENT

11

TRAINING SESSIONS

500

PARTICIPANTS

25%

INCREASE



9

EMERGENCY EXERCISES

260

PARTICIPANTS

30%

INCREASE




Courtesy of The Hamilton Spectator



HAMILTON FIRE DEPARTMENT

VIDEO

Supporting a Healthy and Safe Community



QUESTIONS?
THANK YOU