

# **Maintaining Core Services** ***Hamilton Emergency Shelters***

***Presented by***

**Carol Cowan-Morneau**

Executive Director, Mission Services

**Katherine Kalinowski**

Chief Operating Officer, Good Shepherd Centre

---

JUNE 11, 2018



Giving  
Hope  
Today



# System Building

---

- Moving from managing homelessness to ending homelessness
- Innovation, data-driven, evidence-based practice

## *Highlights*

- **Point-in-Time Connection**
- **20,000 Homes/By-Name-Priority List**
- **Shelter Diversion** – 51% of families seeking shelter diverted in 2017; pilot for men
- **Housing First** – 218 chronically homeless individuals housed in 2017
  - 93% still housed @ 6 months; 80% still housed at 12 months
- Shelters more intentionally housing-focused – not a destination but rather a process by which people get housed

# Emergency Shelter for Families, Youth, Women and Men

---

## Total: 335 beds

**Good Shepherd Family Centre – 80 beds**

**Good Shepherd Mary's Place – 25 beds**

**Native Women's Centre Mountain View – 15 beds**

**Good Shepherd Notre Dame House – 21 beds**

**Good Shepherd Men's Centre – 54 beds**

**Mission Services – 58 beds**

**Salvation Army Booth Centre – 82 beds**

# Pressures

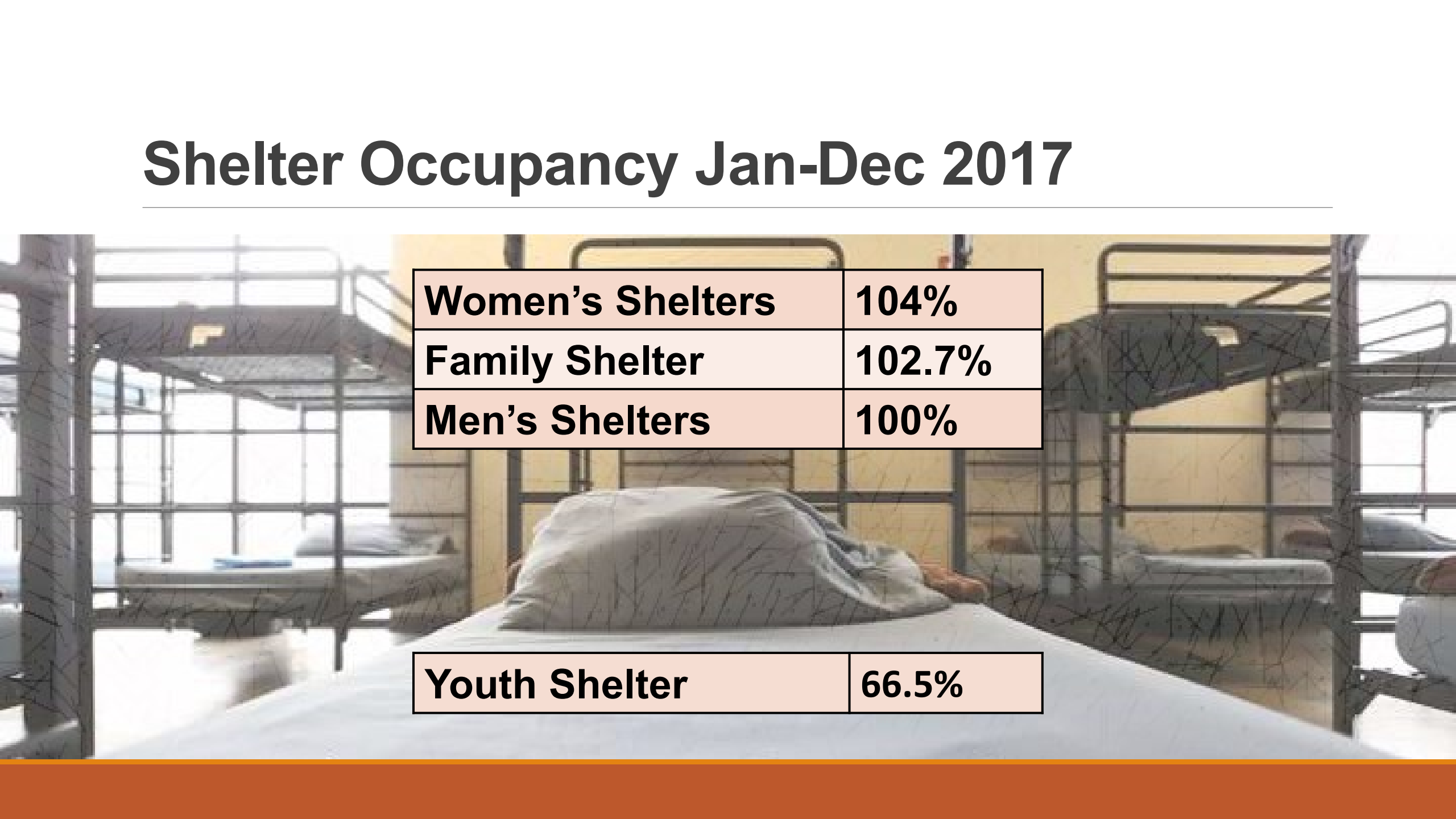
---

- **Acuity** – mental health/concurrent disorders, trauma, violence, aging population
- **Opioid Crisis**
- **Staff Recruitment and Retention**
- **Housing Market/Gentrification**
- **Newcomers** – refugee claimants, secondary migration
- **Shelter Occupancy**



# Shelter Occupancy Jan-Dec 2017

---



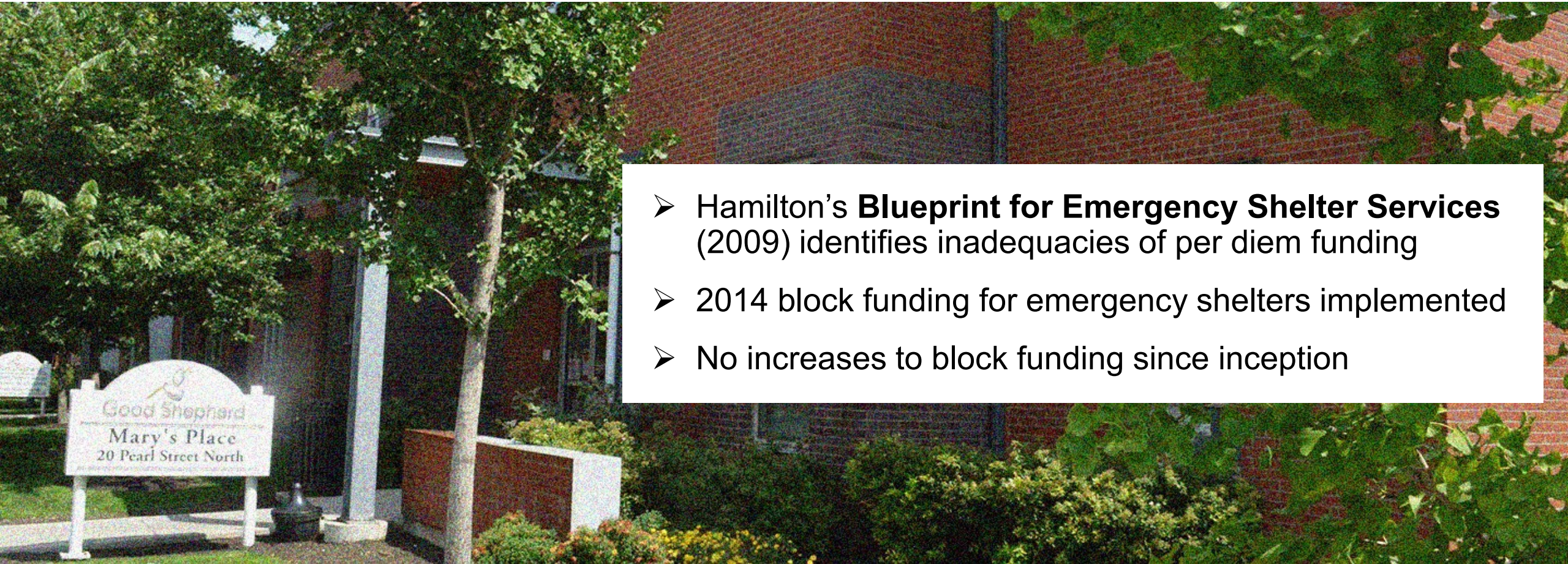
<b>Women's Shelters</b>	<b>104%</b>
<b>Family Shelter</b>	<b>102.7%</b>
<b>Men's Shelters</b>	<b>100%</b>

<b>Youth Shelter</b>	<b>66.5%</b>
----------------------	--------------



# Shelter Funding

---

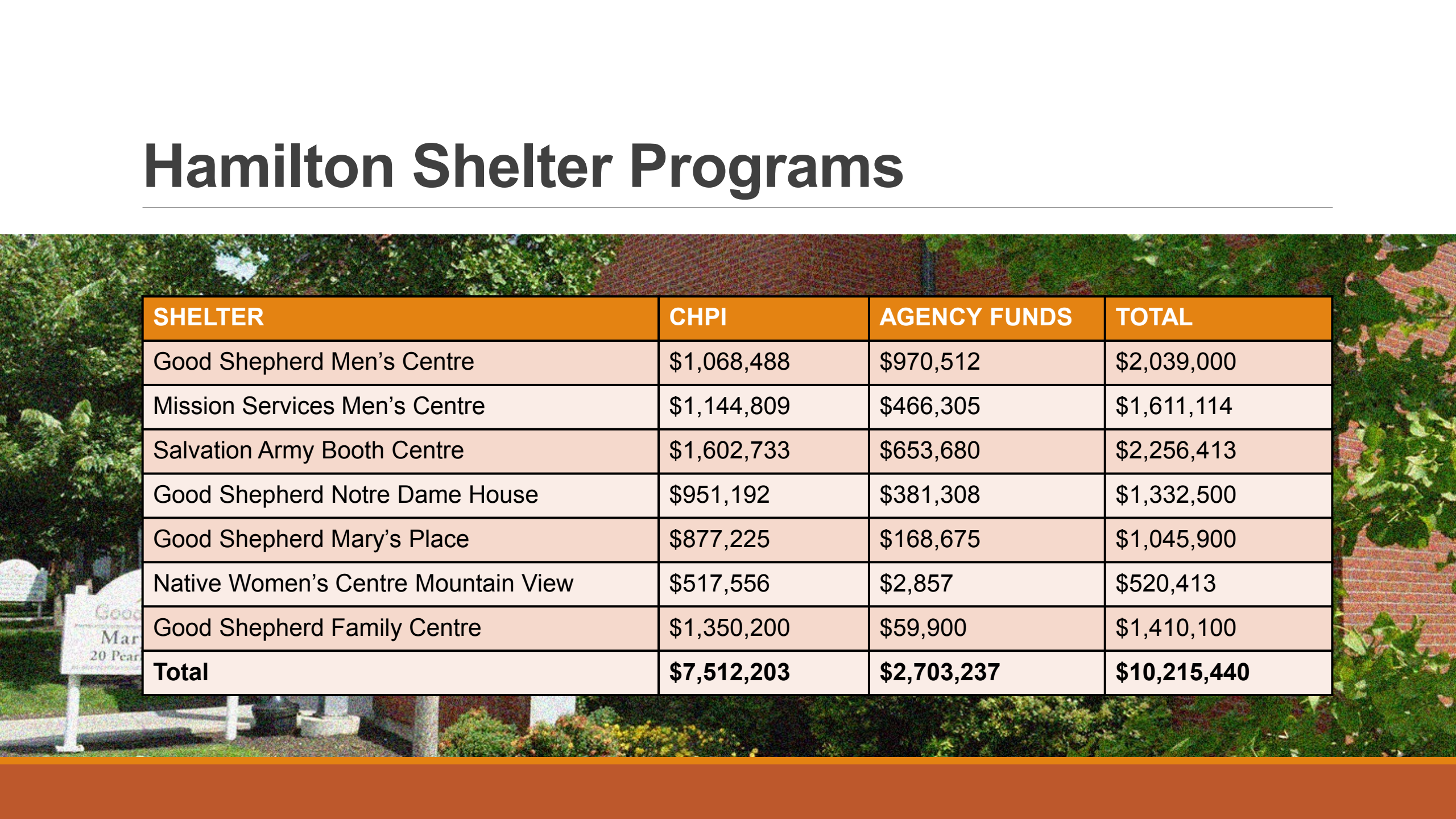


- Hamilton's **Blueprint for Emergency Shelter Services** (2009) identifies inadequacies of per diem funding
- 2014 block funding for emergency shelters implemented
- No increases to block funding since inception



# Hamilton Shelter Programs

---



SHELTER	CHPI	AGENCY FUNDS	TOTAL
Good Shepherd Men's Centre	\$1,068,488	\$970,512	\$2,039,000
Mission Services Men's Centre	\$1,144,809	\$466,305	\$1,611,114
Salvation Army Booth Centre	\$1,602,733	\$653,680	\$2,256,413
Good Shepherd Notre Dame House	\$951,192	\$381,308	\$1,332,500
Good Shepherd Mary's Place	\$877,225	\$168,675	\$1,045,900
Native Women's Centre Mountain View	\$517,556	\$2,857	\$520,413
Good Shepherd Family Centre	\$1,350,200	\$59,900	\$1,410,100
<b>Total</b>	<b>\$7,512,203</b>	<b>\$2,703,237</b>	<b>\$10,215,440</b>

# Moving Forward

---

## Work with City ...

- To address lack of increases to shelter funding since 2014
- To ensure that shelters are adequately funded to respond to current pressures and an evolving housing and homelessness landscape

