


City of Hamilton Immigration Team

December 11, 2018 BIA Presentation




@HipcHamilton @hamiltonecdev




Why Immigrants

1971



2035



Fewer people working to support retirees

5 MILLION Canadians to retire by 2035

Immigrants are **more likely to start a business** than Canadian born.

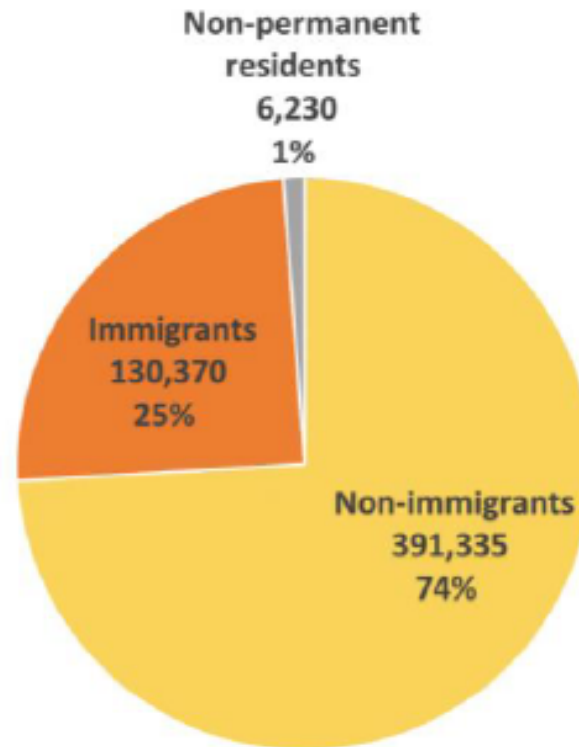


Immigrant entrepreneurs **contribute to economic growth by:**

- **creating jobs**
- **attracting investment to Canada**
- **driving innovation**

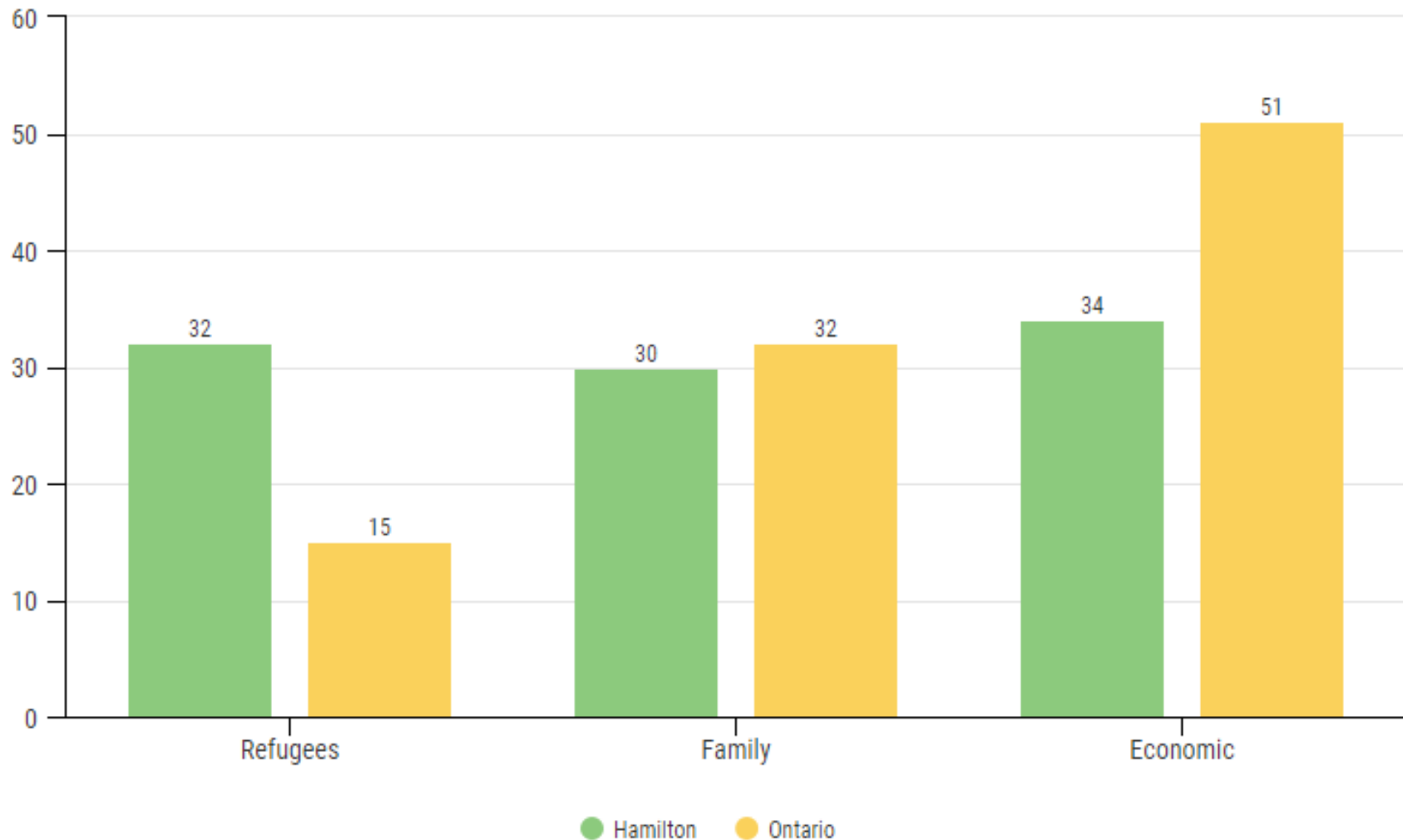
Immigrant Population in Hamilton

Chart 1. Immigrants, non-immigrants and non-permanent residents living in Hamilton, Statistics Canada (2016 Census)



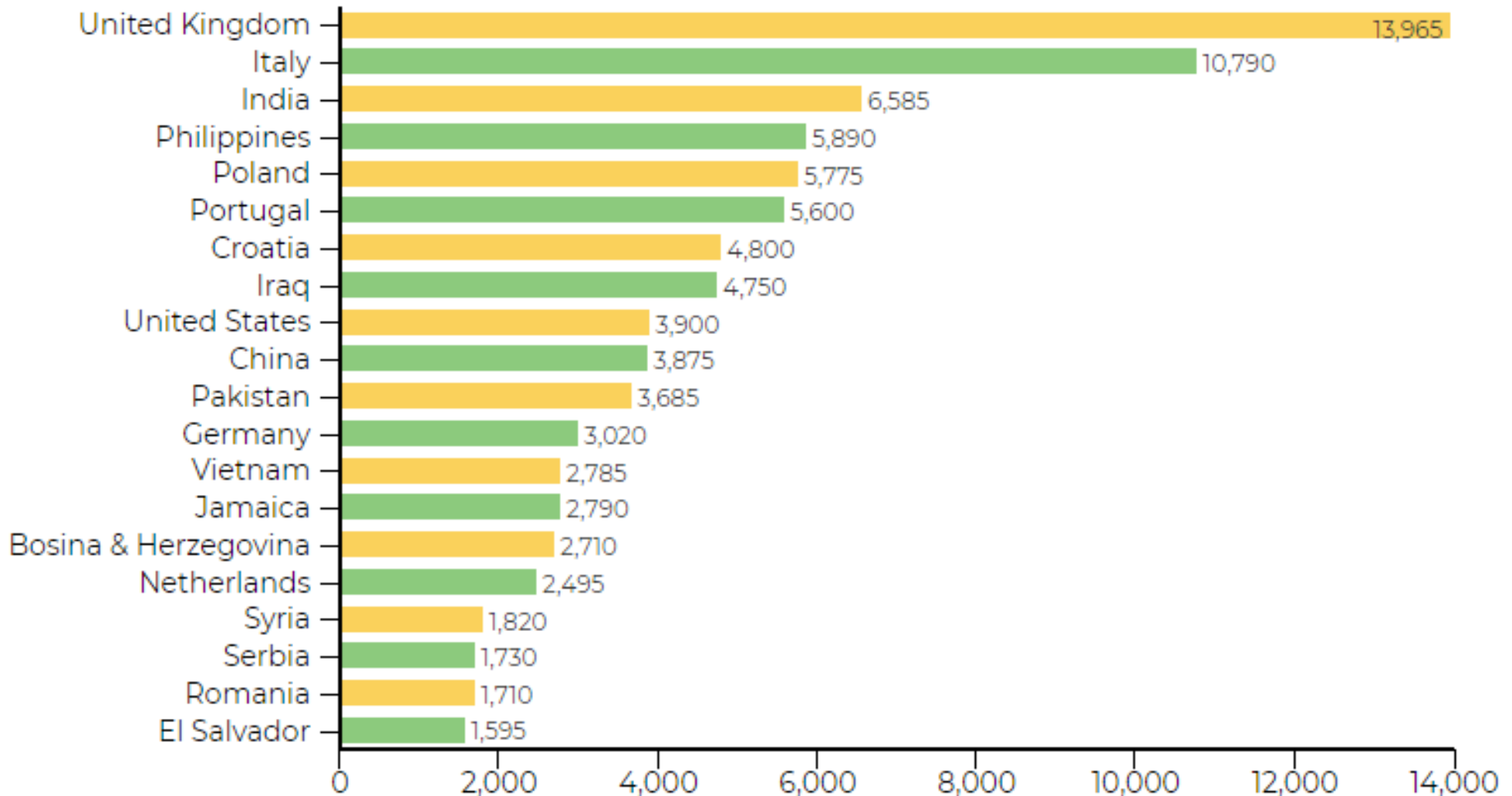
- One in four residents of Hamilton is an immigrant
- Over half of the 130,000 immigrants in Hamilton arrived before 1980
- Non-permanent residents include a growing number of international students

Recent Immigrants in Hamilton (%)



- Hamilton has twice as many recent refugees compared to ON's average
- 34% of recent immigrants to Hamilton are economic class compared to 51% in ON

Hamilton Immigrants-Country of Birth



1. United Kingdom: 13,965

2. Italy: 10,790

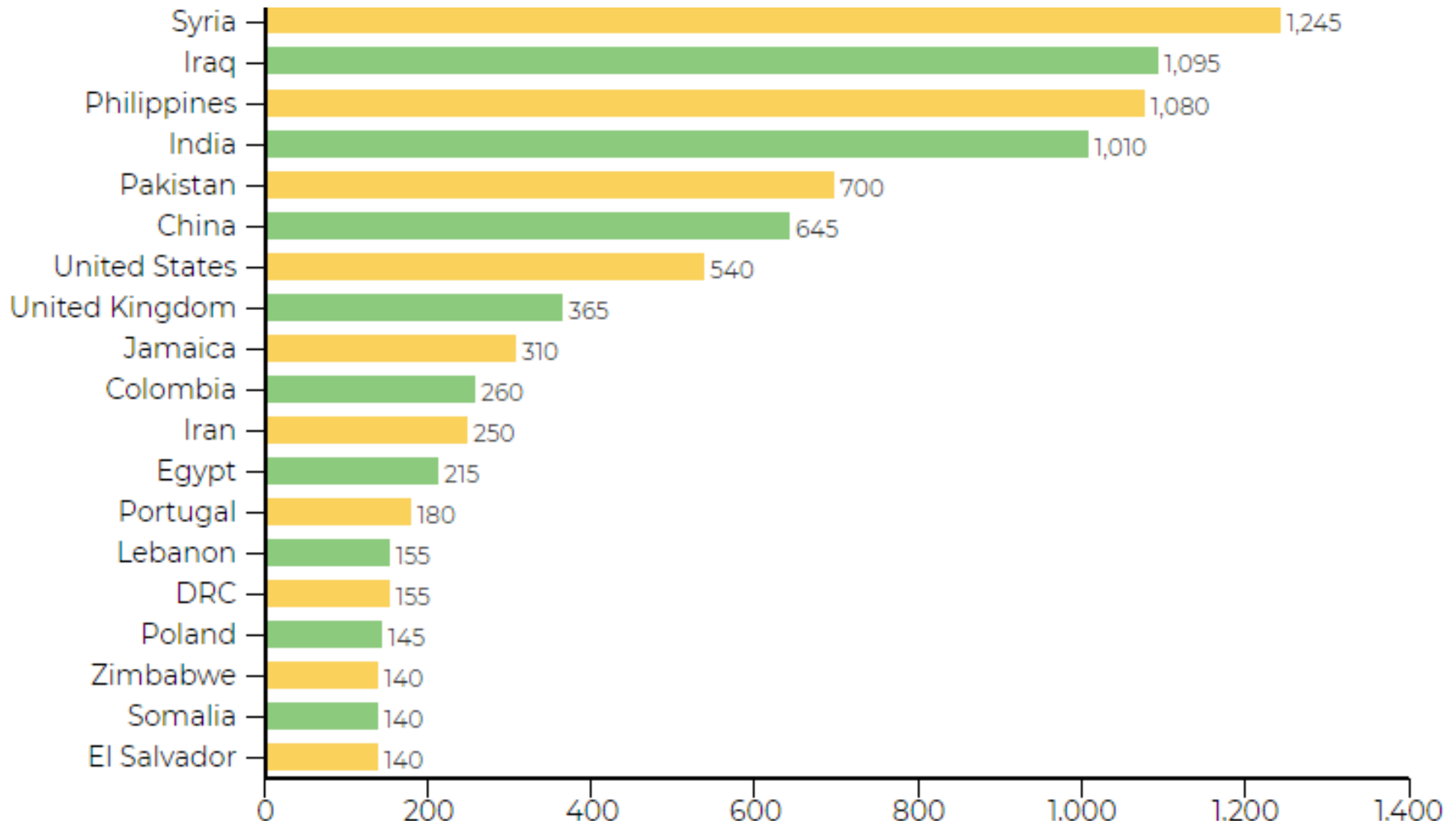
3. India: 6,585

4. Philippines: 5,890

5. Poland: 5,775

6. Portugal: 5,600

Recent Newcomers-Country of Birth



1. Syria: 1,245
2. Iraq: 1,095
3. Philippines: 1,080

4. India: 1,010
5. Pakistan: 700
6. China: 645

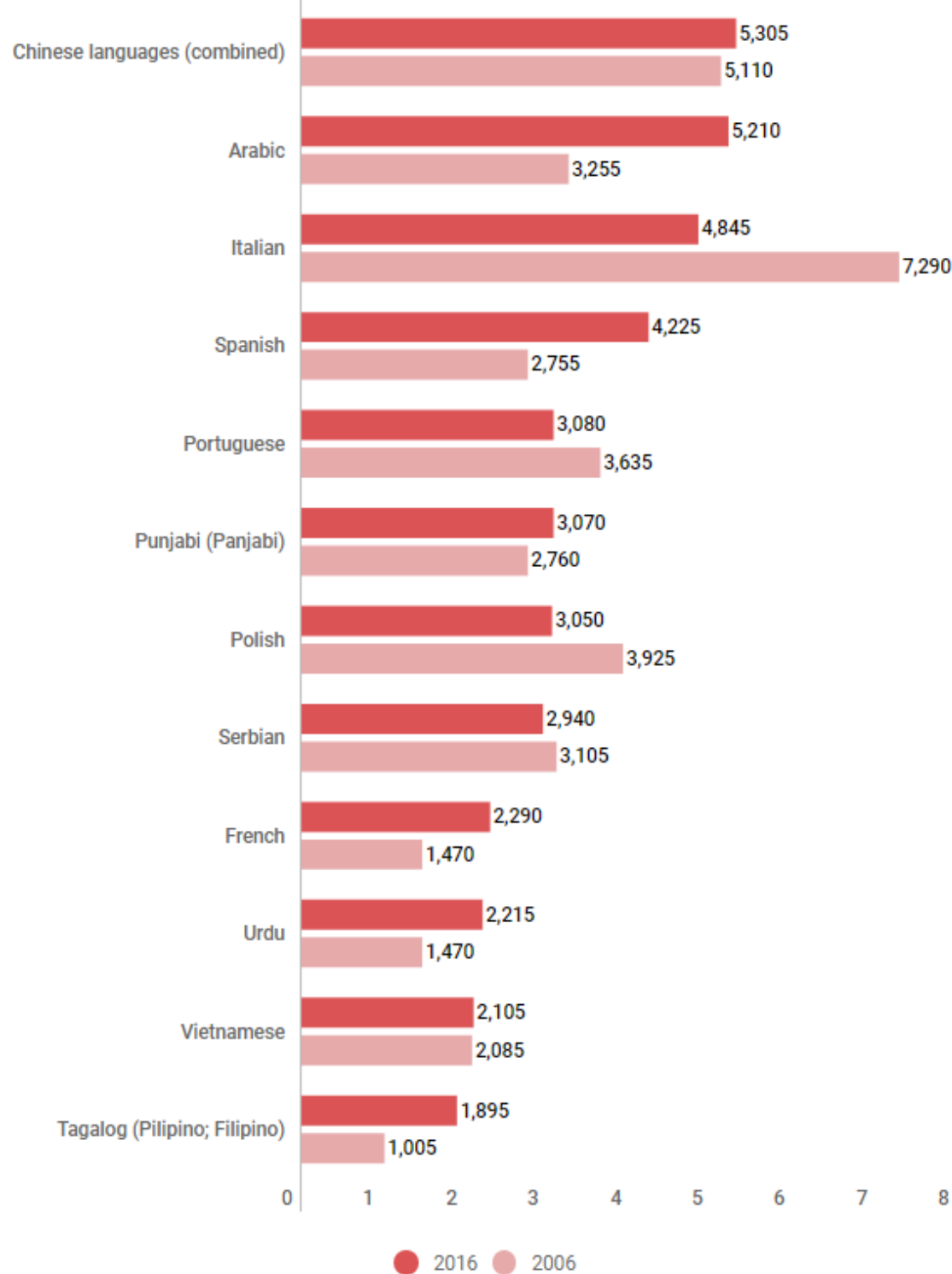
Top non-English Languages Spoken at Home

2016

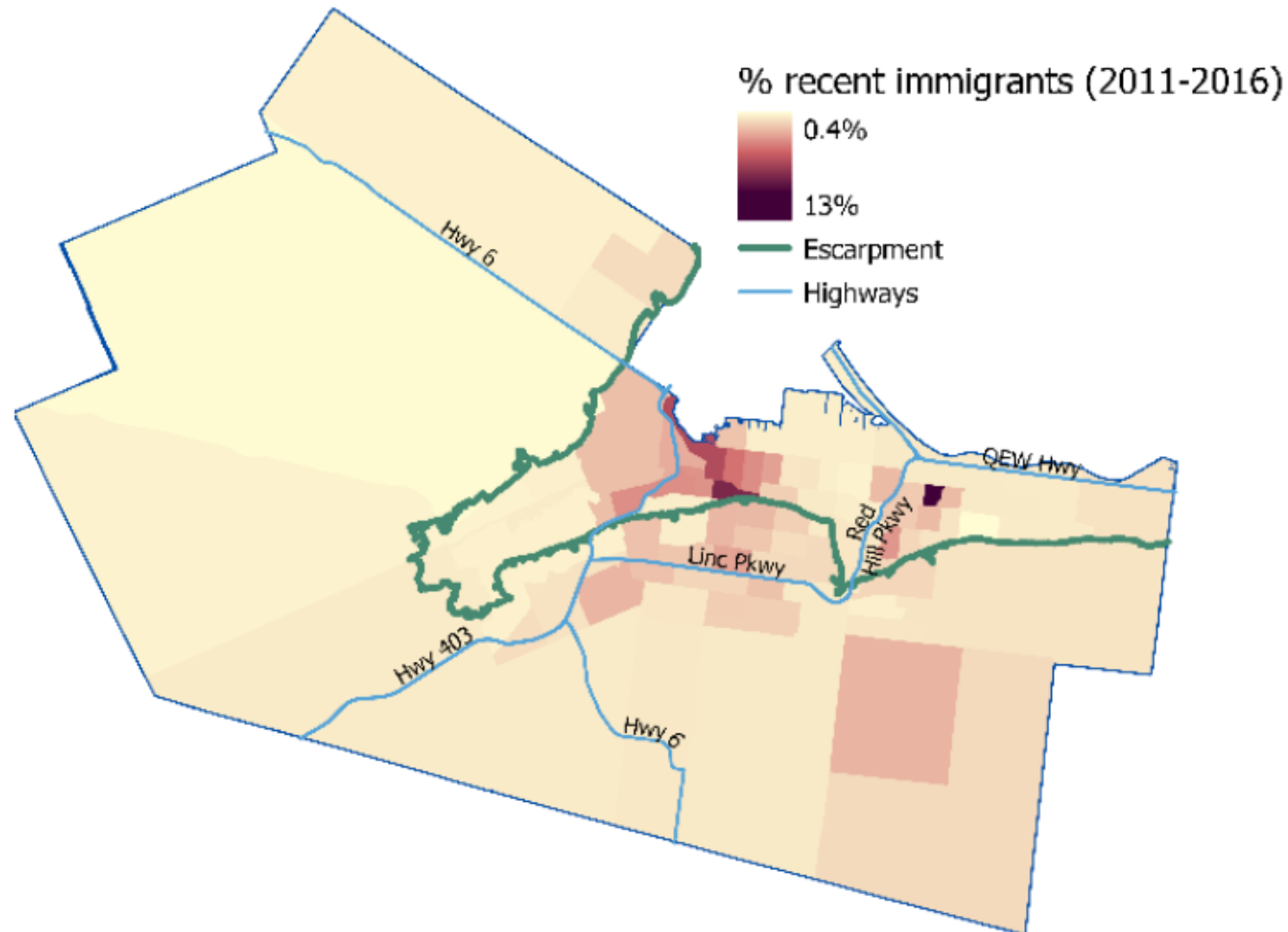
1. Chinese
2. Arabic
3. Italian

2006

1. Italian
2. Chinese languages
3. Polish

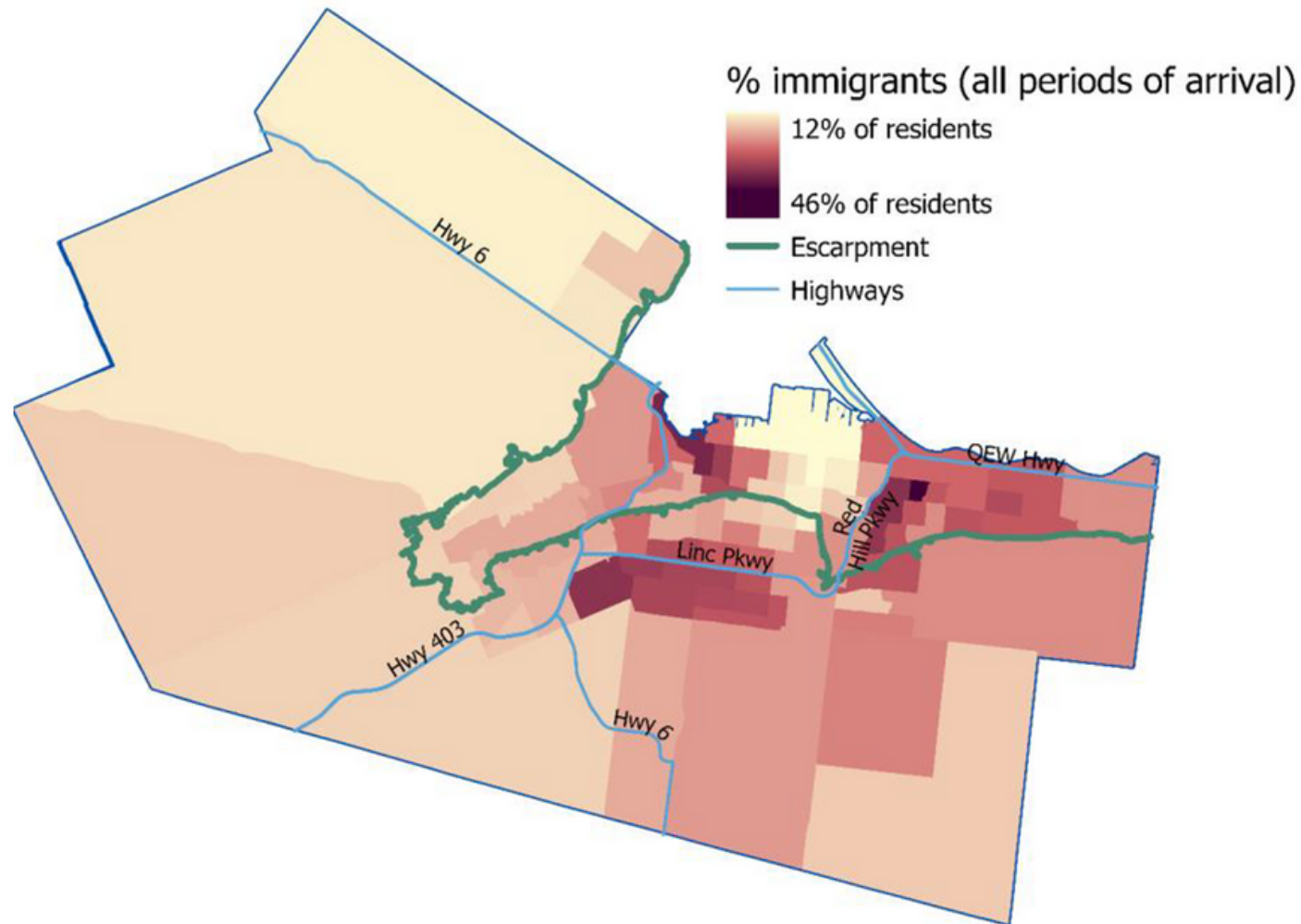


Where Recent Newcomers Live



- Riverdale West: 875
- Corktown & Durand E: 965
- Strathcona & Central: 665
- Beasley: 435
- Landsdale: 510

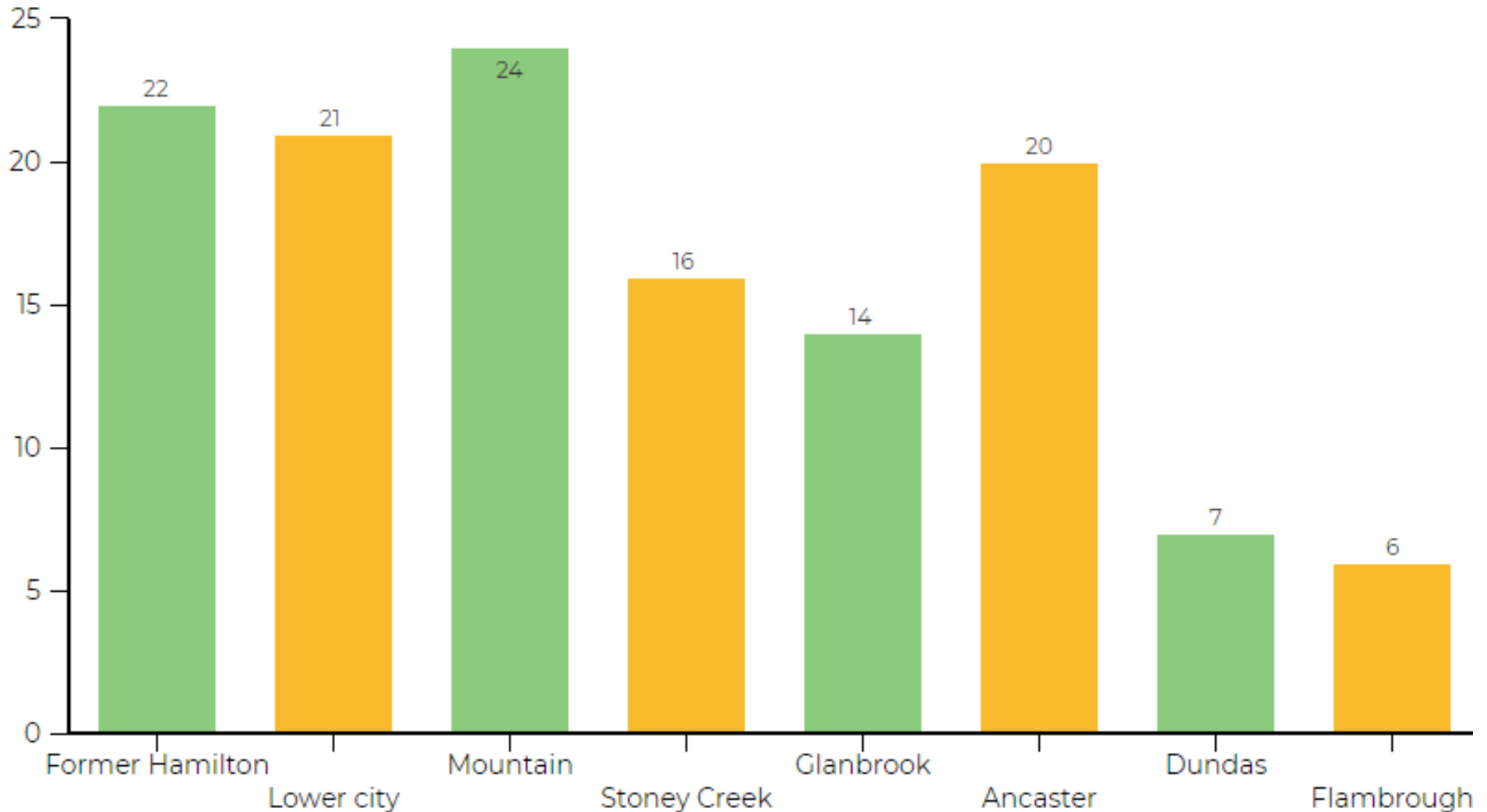
Where Immigrants Live



- Riverdale West: 3,025
- Strathcona & Central: 3,175
- Centennial: 3,380

- Meadowlands: 4,775
- Davis Creek: 1,970

Visible Minorities by Area %



- **Mountain: 24%**
- **Lower City: 21%**


- **Ancaster: 20%**
- **Stoney Creek: 16%**

- **Glanbrook: 14%**
- **Durand: 7% Flambrough 6%**


HIPC Joins Economic Development



Efficiencies



Integration



Continuum

How We Work Together



Shared Research



Uniform Message



Continuum of Services



Aligned Funding



Access to Experts

Phase 1: Attraction

Phase 2: Arrival

Phase 3: Integration

HIPC

Housing
Employment
Language
Health
Engagement

Mentorship
Public Spaces
City Services
Citizenship
Public Awareness

Global Hamilton

Federal/Provincial Marketing
Post Secondary & High school
recruitment

Business Creation
Site Selection
Connection to Funding
Connection to Ecosystem

Business Retention & Expansion
Export Help
Growing & Scaling
Global Hamilton Connect (young
professional retention group)

Foreign Direct Investment

What is HIPC?

- Collaborator
- Convener
- Funded by IRCC housed by City of Hamilton
- Established in 2009
- One of 77 Local Immigration Partnerships across Canada



hamilton
chamber of commerce
your voice in business



Workforce Planning Hamilton
Planification de main d'oeuvre de Hamilton



COLLÈGE BORÉAL
éducation • innovation • recherche



**YMCA of
Hamilton | Burlington | Brantford**



Support, every step of the way



MOHAWK
COLLEGE



Hamilton



**HAMILTON CENTRE
FOR CIVIC INCLUSION**



IWC | IMMIGRANTS
WORKING CENTRE



SPRC
SOCIAL PLANNING
& RESEARCH COUNCIL
OF HAMILTON



Immigration, Refugees
and Citizenship Canada
Immigration, Réfugiés
et Citoyenneté Canada



**Hamilton-Wentworth
Catholic District
School Board**



STRATEGIC PRIORITIES

2017-2020

**"Hamilton welcomes newcomers, celebrates diversity,
and is a place for everyone to call home."**



**Newcomers are
supported through
strong community
partnerships**



**Hamilton is a responsive,
welcoming, and
inclusive community**



**HIPC is a leader in
immigration research
and knowledge
sharing**

HamiltonForAll



Hamilton Newcomer Day

July 27, 2018 Hamilton City Hall





- Information Fair
- Cultural and music performances
- Food
- Children's activities
- Citizenship Ceremony

HIPC Projects



Employment &
Mentorship



Informal Sector



Immigration
Profile

Global Hamilton

- Promote Hamilton to international students
- Attract foreign companies and investment
- Brand the city's identity in a global perspective
- Communicate assets and opportunities available for newcomers in Hamilton



Global Presence



Foreign Investment

International Delegations

Trade Missions



International Students & YPs

Global Hamilton Connect

Airport Welcome Project

International Student Summit

Hamilton Employment Crawl

Soft Landing Program

Helping firms learn about conducting business
in the Canadian marketplace



Training



Access



Success

Connect with the Immigration Team



Sarah Wayland
Senior Project Manager
email: sarah.wayland



Tammy Hwang
Business Development Officer
email: Tammy.Hwang



Layla Abdulrahim-Moore
Program & Policy Advisor
email: Layla.AbdulrahimMoore



Rashad Al-Aani
Communications Associate
email: Rashad.Al-aani



A world map with numerous sticky notes and red lines connecting them, symbolizing global connectivity and questions. The word "Questions?" is written in large, bold, black letters across the center of the map. The map shows continents like North America, South America, Europe, and Africa, with various sticky notes pinned to different locations. Red lines connect many of these notes, creating a network of relationships. The overall theme is global communication and inquiry.