



From Vision to Action

Our Future Hamilton
2017 - 2018
PROGRESS REPORT



Hamilton

Our Vision

To be the best place to raise a child and age successfully.



Community Engagement and Participation

Hamilton is a collaborative and community-focused place where people are consulted and involved in shaping the decisions that impact them.



Economic Prosperity and Growth

Hamilton is an ambitious place with a prosperous and diverse local economy where people have opportunities to grow and develop.



Healthy and Safe Communities

Hamilton is a safe, caring, and supportive city where people are healthy, active, and have a high quality of life.



Clean and Green

Hamilton is an environmentally sustainable place where people understand and respect the natural environment and its contribution to our lives.



Built Environment and Infrastructure

Hamilton is supported by modern infrastructure, transportation networks, buildings, neighbourhoods, and public spaces that are dynamic and people-friendly.



Culture and Diversity

Hamilton is a thriving, vibrant place for arts, culture, and heritage where diversity and inclusivity are embraced and celebrated.

Our Story and Commitment

Our Future Hamilton is the city's 25-year community vision. It builds on the legacy of Vision 2020, Hamilton's first community vision that was approved by City Council in 1992. From 2015-2016, Our Future Hamilton engaged with nearly 55,000 residents and community partners to create a new shared community vision, including six community priorities, 88 key directions, and 57 signs of success to guide long-term planning.

In 2016, City Council sent an important message to our residents and incorporated the community vision priorities into the new 10-year strategic plan for the City of Hamilton. The City of Hamilton and over 120 community organizations have committed to implementing the community vision. Many community partners are using the vision to guide their strategic priorities and focus their work on making progress towards achieving Our Future Hamilton.

Our progress is built upon partnerships. We want to acknowledge the significant work that is collectively being done to move our city's vision forward. We are pleased to share our very first Our Future Hamilton Annual Progress Report. It highlights collaborative community initiatives and includes a new reporting score card to track our shared progress towards making our community vision a reality.

2017 - 2018 HIGHLIGHTS

Our Future Hamilton Annual Summit

Now in its third year, the Our Future Hamilton Annual Summit explores current issues that our community prioritized through the 25-year community visioning process. The Summit also provides an annual progress update, highlights community partnerships, builds strategic networking, facilitates engaging table discussions, and features respected keynote speakers.

The theme for the 2017 Summit was Shaping Democracy through Civic Engagement. Over 430 attendees, including residents, community stakeholders, and policy makers came together to explore barriers to democratic engagement and identify areas for improvement. The conversation also trended #1 on Twitter in Hamilton and #2 in all of Canada (#OFHSummit2017).

As a result of the 2017 Summit, a number of strategic alliances and community partnerships emerged to improve democratic and civic engagement in Hamilton. More details about the annual Summit, including the 2017 Summit Summary Report can be found on our website.

hamilton.ca/ourfuturehamilton

#OFHSummit2017
TRENDED
No. **1** IN HAMILTON
No. **2** IN CANADA

Conversations that Matter: Civic Engagement Speaker Series

In the spring of 2018, McMaster University, the Hamilton Public Library, and the City of Hamilton co-hosted *Conversations that Matter*, a free civic engagement speaker series that examined important community issues across the six themes of the Our Future Hamilton Community Vision. Using topics close to the hearts of our residents, the series brought academic and community experts together to share ideas and contribute to an engaged and informed electorate.

Ahead of the provincial election, the spring series began with conversations about healthy and safe communities, economic prosperity, and infrastructure. More than 150 people attended the sessions in May and an additional 3,693 watched online. The fall line-up of sessions included moderated discussions on community engagement and inclusion, environmental sustainability, as well as culture and heritage in the city. The series attracted over 100 attendees and 1,568 online listeners.

250

ATTENDEES

5,250+

WATCHED ONLINE

mcmastercce.ca/civic


Chase the Future: 2041

The Hamilton-Wentworth District School Board and the City of Hamilton teamed up in 2017 to invite thousands of students across the city to explore the future through Hamilton's six community vision priorities. The year-long project, *Chase the Future: 2041*, encouraged students to investigate, "How we can make Hamilton an even better place to live?"

Over 1,000 students showcased their school projects during a special event hosted at the Ancaster Fairgrounds during Education Week. School projects ranged from an indoor art mural and Indigenous inspired garden, to using piezoelectric sensors to transform hallway movement into energy for lighting, and reducing our dependence on plastic water bottles.

hwdsb.on.ca/chasethefuture2041

HOW CAN
WE MAKE
HAMILTON
AN EVEN
BETTER
PLACE TO
LIVE?



11

PROJECTS

172

STUDENTS

CityLAB

CityLAB Hamilton is a new social innovation pilot program between the City of Hamilton and local post-secondary institutions - McMaster University, Mohawk College, and Redeemer University College. Working together with post-secondary students, City of Hamilton staff and faculty collaborate on projects that are co-created and co-designed to support the six key priorities of Hamilton's community vision.

Over the 2017-2018 academic year, CityLAB Hamilton partnered on 11 projects involving 172 students, 18 City staff, and 15 faculty members. Projects ranged from increasing students' use of SoBi bicycles through lifestyle choices, and implementing wellness programs for senior residents, to providing experiential learning opportunities for construction students in partnership with City Housing renovation projects.

citylabhamilton.com



Friendly Streets Hamilton

Friendly Streets is a collaborative initiative between Cycle Hamilton and Environment Hamilton to make our streets safer and more vibrant for people who walk and bike. Following a successful pilot phase in Hamilton's downtown core in 2017, the project continued in 2018 to support local leadership for friendly streets in the neighbourhoods of Beasley and Gibson-Landsdale while advancing efforts for safe and accessible travel routes around the Hamilton General Hospital.

friendlystreetshamilton.wordpress.com

Neighbour to Neighbour

Neighbour to Neighbour (N2N) has spent over 30 years addressing the issue of food security in Hamilton and empowering people with the tools and ideas to help change their lives. The Food Bank Free Grocery Store at the N2N Centre offers emergency food to 1,200 families every month. In 2017, the food bank raised and distributed \$2 million worth of food from various community partners to neighbours in need.

The Hamilton Community Food Centre, another project of N2N, provides a welcoming and safe community space for food-based programs that bring people together to grow, cook, share, and advocate for a fair and healthy food system. Visit the HCFC website for a schedule of up-coming programs and events.

n2ncentre.com

**RAISED AND
DISTRIBUTED**

**\$2
MILLION
OF FOOD**

St. John's Ambulance: Project Save Lives

Hamilton St. John Ambulance is a not-for-profit charity that has been serving our region for over 100 years. The goal of Project Save Lives is to have a minimum of two people per household trained in First Aid and CPR / AED for optimum family safety. By recently expanding the number of training sites in Hamilton to four, they are growing their capacity to train Hamiltonians in critical life-saving skills that help to make our community a safer place to live, work and play.

sja.ca

**SERVING
OUR REGION**

**100+
YEARS**



Randle Reef

The Hamilton Harbour has been undergoing major remediation since the 1980s. The Randle Reef project is a big step towards eventually delisting Hamilton Harbour as a Great Lakes Area of Concern. Randle Reef represents the largest contained sediment project in the Canadian Great Lakes. The first phase of the remediation project was completed in 2017, with the second phase beginning in July 2018 and continuing into 2019.

randlereef.ca

**8,022 GHG
REDUCTION
= 1,744
CARS OFF
THE ROAD!**

Reducing Greenhouse Gas Emissions

In 2016, Sustainable Hamilton Burlington launched the Sustainable Business Initiative (SBI), a target-based sustainability program that supports members in reducing their Greenhouse Gas (GHG) footprint to help fight climate change. So far, SBI members have committed to reducing their collective yearly output by the equivalent of 17,016 tonnes of CO₂. By 2017, SBI members had already reduced their collective GHG output by 8,022 tonnes – that's the same as taking 1,744 cars off the road!

sustainablehamiltonburlington.ca

150

**INDIVIDUALS
FACING SOCIAL
AND PHYSICAL
BARRIERS
PROVIDED
ACCESSIBLE
NATURE
EXPERIENCES**

Operation Wild

Operation Wild is an A Rocha Canada environmental education project run out of Cedar Haven Eco-Centre in Freelon, Ontario. Over the past two years, Operation Wild has provided accessible and meaningful nature experiences to 150 individuals facing social and physical barriers. The project uses nature therapy and citizen science to promote health and well-being, skill-building, and social inclusion.

arocha.ca



Hamilton's Newcomer Day

The Hamilton Immigration Partnership Council (HIPC) is a cross-sectoral collaborative that leads initiatives for the successful integration of newcomers to Hamilton and the creation of a welcoming community. On July 27, 2018, HIPC hosted Hamilton's first Newcomer Day at City Hall. More than 1000 people came together to celebrate our values of diversity, respect and inclusion, and to honour our newcomer population.

hamiltonimmigration.ca

14 COMMUNITY PARTNERS WORKING TOGETHER

I AM COMMITTED Campaign

Building on the success of the I AM AFFECTED poster campaign about intergenerational trauma, the second phase of the campaign (I AM COMMITTED) featured settler allies and friends publically committing to the Truth and Reconciliation Committee of Canada's (TRC) Calls to Action. The campaign was developed by the Hamilton Community Legal Clinic, along with 14 community partners to raise awareness about the legacy of Canada's Indian Residential School system as well as generate conversation about the historical and intergenerational trauma they caused.

In the summer of 2017, the project launched posters featuring both prominent people and ordinary citizens making a public commitment to the TRC's Calls to Action. Over 40 bus shelters across the city displayed the poster campaign. In 2018, the campaign expanded to feature the Two-Spirit community. The campaign has also been adopted in other regions including Windsor, Halton, and Waterloo.

iamcommitted.ca



Canada 150 Celebrations

In 2017, Hamilton celebrated Canada's 150th year as a nation with special city-wide events, exhibits and heritage restoration projects. Over 100,000 visitors enjoyed Canada 150 Day festivities at the Hamilton Waterfront including the Rendez-Vous 2017 Tall Ship Regatta, deck tours, harbour cruises, family friendly programming, free live music on the RBC stage, and a dazzling firework finale set to an orchestral arrangement performed by Boris Brott and the National Orchestra of Canada.

tourismhamilton.com



"Gateway" Public Art Mural

In 2017, the City of Hamilton led a Public Art competition for a new outdoor mural along James Street South, across from the downtown Hamilton GO Centre. Thirty-one artist proposals were submitted and in early 2018, a volunteer citizen jury selected the work "Gateway" by Vivian Rosas and Vesna Asanovic as the winning proposal. The mural was unveiled in September 2018 during Supercrawl.

hamilton.ca/publicart




Our Future Hamilton Community Vision Score Card



Community Engagement and Participation

| INDICATOR | CURRENT TREND | RECENT DATA | | | PREVIOUS DATA | | | SOURCE | DATA FREQUENCY |
|---|---------------|-------------|---------|------|---------------|------|---------|------------------------|----------------|
| | | YEAR | MEASURE | YEAR | MEASURE | YEAR | MEASURE | | |
| 1 % OF WOMEN IN LEADERSHIP ROLES | ↑ | 2017 | 36.5% | 2014 | 32.9% | | | YWCA EXClerator Report | Every 2 Years |
| 2 % OF RACIALIZED INDIVIDUALS IN LEADERSHIP ROLES | <u>B</u> | 2017 | 5.7% | 2014 | | | | YWCA EXClerator Report | Every 2 Years |
| 3 % OF THE POPULATION THAT VOTES | | | | | | | | | |
| | ↑ | 2018 | 38.4% | 2014 | 34% | 2010 | 40.4% | City of Hamilton | Every 4 Years |
| | ↑ | 2014 | 52.8% | 2011 | 50.1% | 2007 | 54% | Elections Ontario | Every 4 Years |
| Federal | ↑ | 2015 | 66.1% | 2011 | 61.1% | 2008 | 59.3% | Elections Canada | Every 4 Years |



Economic Prosperity and Growth

| INDICATOR | CURRENT TREND | RECENT DATA | | | PREVIOUS DATA | | | SOURCE | DATA FREQUENCY | | |
|---|---------------|-------------|---------|------|---------------|------|---------|--------|----------------|--|---------------|
| | | YEAR | MEASURE | YEAR | MEASURE | YEAR | MEASURE | | | | |
| 1 LOW INCOME MEASURE AFTER TAX | ↗ | 2016 | 17% | 2015 | 17.7% | 2014 | 18.2% | 2013 | 18.6% | Statistics Canada | Annually |
| 2 YOUTH UNEMPLOYMENT RATE (AGE 15 – 29) | ↗ | 2016 | 13.1% | 2011 | 16% | 2006 | 12% | 2001 | 11% | Workforce Planning Hamilton | Every 5 Years |
| 3 HIGHSCHOOL GRADUATION RATE WITHIN 5 YEARS (Combined, Catholic and Public school boards) | ↖ | 2017 | 83.6% | 2016 | 82.6% | 2015 | 81.8% | | | Hamilton Wentworth District School Board & Hamilton Wentworth Catholic District School Board | Annually |

| LEGEND | |
|----------|---|
| ↗/↘ | Compared to the most recent data, the indicator is heading in the right direction. |
| ↖/↗ | Compared to the most recent data, the indicator is worsening. |
| <u>B</u> | The most recent data is the only data available for this indicator. This measure will act as a baseline for future. |

Our Future Hamilton Community Vision Score Card



Healthy and Safe Communities

| | RECENT DATA | | | PREVIOUS DATA | | | | | SOURCE | DATA FREQUENCY | | |
|---|--|------|-------------|---------------|---------|-------|---------|-------|--------|----------------|---------------------------------------|---------------|
| | CURRENT TREND | YEAR | MEASURE | YEAR | MEASURE | YEAR | MEASURE | YEAR | | | MEASURE | |
| 1 | TOTAL CRIME RATE (per 100,000 of population) | ↑ | 2017 | 4,515 | 2016 | 4,134 | 2015 | 4,127 | 2014 | 4,122 | Municipal Benchmarking Network Canada | Annually |
| 2 | % OF HAMILTONIANS CHOOSING HEALTHY LIFESTYLES | B | 2015 - 2016 | 47% | | | | | | | Canadian Community Health Survey | Biennial |
| 3 | % OF TENANT HOUSEHOLDS THAT SPEND 30% OR MORE ON SHELTER COSTS | ↑ | 2016 | 45.4% | 2011 | 42.8% | 2006 | 51.8% | | | Statistics Canada | Every 5 Years |

Clean and Green



| INDICATOR | CURRENT TREND | RECENT DATA | | | PREVIOUS DATA | | | MEASURE | YEAR | SOURCE | DATA FREQUENCY |
|--|---------------|-------------|--|------|--|------|--|---------|--|--|----------------|
| | | YEAR | MEASURE | YEAR | MEASURE | YEAR | MEASURE | | | | |
| GREENHOUSE GAS EMISSIONS (% reduction with 2016 as baseline) | → | 2015 | -20.24 | 2014 | -16.61 | 2013 | -21.98 | 2012 | -26.40 | City of Hamilton | Annually |
| AIR QUALITY (PM 2.5 LEVELS) | → | 2016 | Downtown: 8.2 µg/m3 Mountain: 7.2 µg/m3 | 2015 | Downtown: 10.2µg/m3 Mountain: 9.0 µg/m3 | 2014 | Downtown: 10.8µg/m3 Mountain: 9.4 µg/m3 | 2013 | Downtown: 10.1µg/m3 Mountain: 9.2 µg/m3 | City of Hamilton | Annually |
| WASTE DIVERSION | → | 2016 | 44.5% | 2015 | 46.8% | 2014 | 48% | 2013 | 47.7% | Resource Productivity & Recovery Authority | Annually |

- 1
- 2
- 3

| LEGEND | |
|----------|---|
| ↕/↕ | Compared to the most recent data, the indicator is heading in the right direction. |
| ↕/↕ | Compared to the most recent data, the indicator is worsening. |
| <u>B</u> | The most recent data is the only data available for this indicator. This measure will act as a baseline for future. |

Our Future Hamilton Community Vision Score Card



Built Environment and Infrastructure

| INDICATOR | CURRENT TREND | RECENT DATA | | | PREVIOUS DATA | | | MEASURE | YEAR | SOURCE | DATA FREQUENCY |
|--|---------------|-------------|---------|--|---------------|---------|--|---------|------|---------------------------------------|----------------|
| | | YEAR | MEASURE | | YEAR | MEASURE | | | | | |
| 1 HSR RIDERSHIP (Number of regular service passenger trips per capita in service area.) | ↑ | 2017 | 42.4 | | 2016 | 43.8 | | 44.3 | 2014 | Municipal Benchmarking Network Canada | Annually |
| 2 RESIDENTIAL INTENSIFICATION (% of units constructed within built up urban area) | ↑ | 2016 | 28% | | 2015 | 42% | | 36% | 2013 | City of Hamilton | Annually |

Culture and Diversity



| INDICATOR | CURRENT TREND | RECENT DATA | | | PREVIOUS DATA | | | MEASURE | YEAR | MEASURE | YEAR | MEASURE | SOURCE | DATA FREQUENCY |
|--|---------------|-------------------|-------------|-------------------|---------------|-------------------|-------------|-------------------|-------------|---------|------|---------|---|----------------|
| | | YEAR | MEASURE | YEAR | MEASURE | YEAR | MEASURE | | | | | | | |
| FUNDING GRANTS FOR ARTS & CULTURE BY THE CITY AND OTHER MAJOR FUNDERS | ↑ | 2017 - 2018 | \$5,137,317 | 2016 - 2017 | \$4,995,823 | 2015 - 2016 | \$4,427,465 | 2014 - 2015 | \$2,480,126 | | | | City of Hamilton Ontario Arts Council Canadian Council for the Arts | Annually |
| NUMBER OF COMMUNITY EVENTS HELD ON CITY PROPERTY | ↑ | 2017 | 336 | 2016 | 302 | 2015 | 288 | | | | | | City of Hamilton | Annually |
| STRONG SENSE OF COMMUNITY BELONGING | ↑ | 2015 - 2016 | 68.5% | 2013 - 2014 | 68.2% | 2011 - 2012 | 60.6% | 2009 - 2010 | 64.8% | | | | Canadian Community Health Survey | Biennial |

1

2

3

| LEGEND | |
|----------|---|
| ↑/↓ | Compared to the most recent data, the indicator is heading in the right direction. |
| ↑/↓ | Compared to the most recent data, the indicator is worsening. |
| <u>B</u> | The most recent data is the only data available for this indicator. This measure will act as a baseline for future. |

Contact Information

Strategic Partnerships & Communications Division

City Manager's Office, City of Hamilton

71 Main Street West, 2nd Floor

Hamilton, Ontario, L8P 4Y5

Tel: 905-546- 2424 ext. 4992

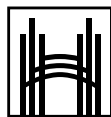
Email: ourfuturehamilton@hamilton.ca

Website: hamilton.ca/ourfuturehamilton



hamilton.ca/ourfuturehamilton

Follow us on Twitter:
@cityofhamilton #futurehamont



Hamilton