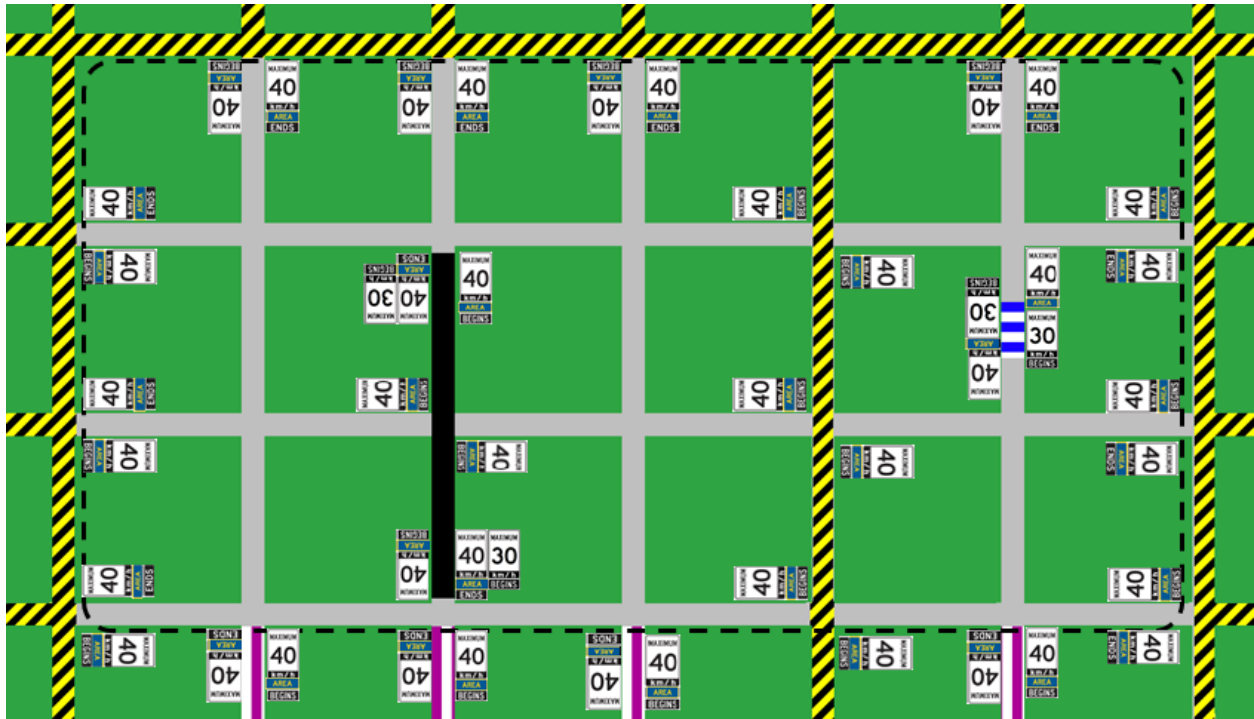








Diagram showing placement of new Neighbourhood 40 km/h signs
within residential Neighbourhoods



Legend:

-  Roads by-lawed at 60 km/h
-  Roads under statutory 50 km/h
-  Roads under new area by-lawed at 40 km/h speed limit
-  Roads by-lawed at 30 km/h speed limit
-  Roads under flashing school area 30 km/h speed limit
-  Boundary of by-lawed 40km/h area