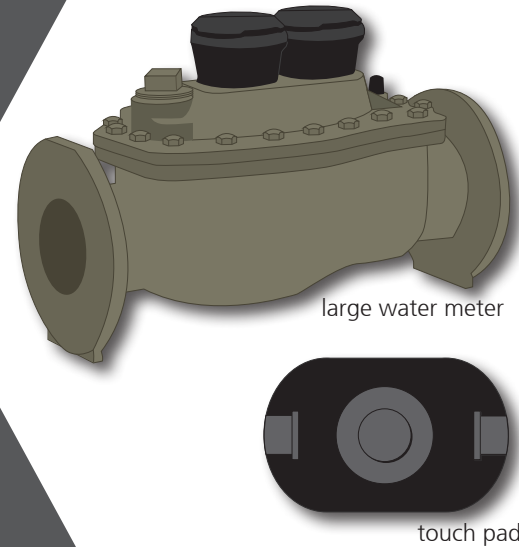




# INSTALLING YOUR WATER METER

## METER INSTALLATION

1. Once your permit has been issued, please refer to the chart on the back of this page to determine if a spacer bar is required.
2. If required, pick up a spacer bar at 330 Wentworth Street North – permit required.
3. Once the plumbing and spacer bar (if required) are installed, call Hamilton Water at 905-546-2489 for an inspection.
4. After the inspection has been completed, the City's water meter installer (Iconix) will contact you to arrange for the meter installation.
5. If a water meter is not installed, the final occupancy inspection cannot be completed.



## METER INSTALLATION AND WATER RATES

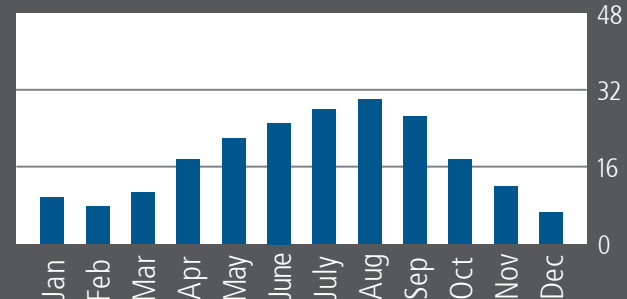
All property owners are responsible to pay current water rates once the property is connected to a city water main. Properties serviced with city water are required to have a water meter installed prior to the final occupancy inspection.

Billing will commence when the property is connected to city water on an unmetered/flat rate basis on the date when water is turned on at the property in the following manners:

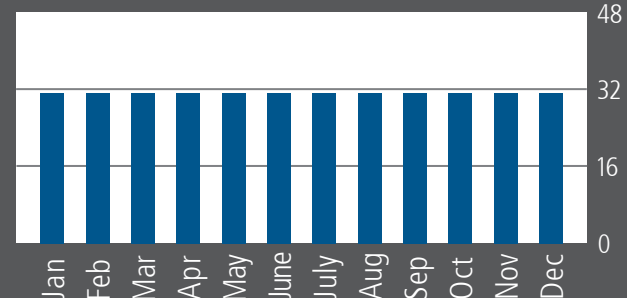
1. "Single" unmetered basis – Billing will occur on a flat rate basis until the meter has been installed or the date of the initial plumbing inspection. Flat rates are progressive based on the size of the meter that will be installed, for example 4 cubic metres/day flat rate where a 50mm meter will be installed.
2. "Triple" unmetered basis – If a meter is not installed at the date of the initial plumbing inspection, billing will change to triple flat rate until the meter has been installed.

To avoid unmetered triple flat rate billings, please ensure that the water meter has been installed before you or your contractor requests a plumbing inspection.

METERED BILLING



FLAT RATE BILLING



## OWNERSHIP OF WATER METER AND YOUR RESPONSIBILITY

Water meters are owned, installed and maintained by the City of Hamilton. It is a violation of the Waterworks By-law for anyone other than an authorized representative of the City to remove, repair or replace water meters in the City of Hamilton. Owners and contractors are responsible to protect all plumbing, including the water meter, from freezing. Visit [hamilton.ca/frozenpipes](http://hamilton.ca/frozenpipes) for tips to reduce the risk of frozen pipes.

Meter Type	Spacer Bar Required
<b>16mm Displacement</b>	<b>YES</b>
<b>20mm Displacement</b>	<b>YES</b>
<b>25mm Displacement</b>	<b>YES</b>
<b>38mm Displacement</b>	<b>YES</b>
<b>50mm Displacement</b>	<b>YES</b>
50mm Turbine	NO
<b>50mm Compound</b>	<b>YES</b>
<b>100mm Turbine</b>	<b>YES</b>
<b>100mm Compound</b>	<b>YES</b>
100mm Fire Service Turbine	NO
100mm Fire Service Compound	NO
100mm Magnetic Flow Meter	NO
100mm Fire Rated Magnetic Flow Meter	NO
<b>150mm Turbine</b>	<b>YES</b>
<b>150mm Compound</b>	<b>YES</b>
150mm Fire Service Turbine	NO
150mm Magnetic Flow Meter	NO
150mm Fire Rated Magnetic Flow Meter	NO
150mm Fire Service Compound	NO
200mm Turbine	NO
200mm Compound	NO
200mm Magnetic Flow Meter	NO
200mm Fire Rated Magnetic Flow Meter	NO
200mm Fire Service Turbine	NO
200mm Fire Service Compound	NO
250mm Turbine	NO
250mm Magnetic Flow Meter	NO
250mm Fire Rated Magnetic Flow Meter	NO
250mm Fire Service Turbine	NO
250mm Fire Service Compound	NO