

HAMILTON POLICE SERVICES BOARD
- INFORMATION -

DATE: June 11, 2020
REPORT TO: Chair and Members
Hamilton Police Services Board
FROM: Eric Girt
Chief of Police
SUBJECT: *Year-End Report: Youth Crime – 2019*
PSB 20-034

BACKGROUND:

The attached Youth Crime Report provides a summary and reflection of 2019 youth crime trends, as well as the continued commitment to youth engagement by the Hamilton Police Service (HPS). Our overall approach to youth crime and youth services for 2019 is guided by our Strategic Approach to Youth Crime.

The total number of youth (ages 12-17) involved in crime in the City of Hamilton for 2019 was 1,089. This represents an overall decrease of 16.8% in youth involvement with crime, whereas the national decrease is 11%.

- Youth involved in violent crimes decreased by 12.4% in 2019 from 2018
- Youth involved in property crimes decreased by 21.4% in 2019 from 2018
- Youth involved in drug offences decreased by 34.5% in 2019 from 2018


The HPS continued to find new ways to engage and educate youth to decrease youth crime and violent crimes, wherever possible. The HPS School Liaison Officers, Community Youth Officers, and Divisional Youth Officers have continued to participate in intelligence led policing initiatives, liaising with front-line officers in areas including the Strategic Targeted Offender Program (STOP) and school drug sweeps. The statistics captured in this report for these two areas are proof that the School, Community and Divisional Youth Officers are working in a positive and proactive role with front-line Patrol.

In 2019, the goals of Hamilton Police Youth Services were adopted by the HPS 2019-2021 Business Plan:

- Community Safety: to ensure the safety of the communities we serve.
- Engagement and Partnerships: To foster effective relationships with all of our communities.

- People and Performance: To increase professional development, leadership and training opportunities.

The Annual Report outlines the internal and external programs and initiatives in which the HPS and community partners engage in collaboratively to reduce youth crime in our community and contribute to the achievement of these goals.



Eric Girt
Chief of Police

EG/W. Mason

Attachment: *Youth Services Annual Report - 2019*

cc: Ryan Diodati, Deputy Chief – Support
Will Mason, Superintendent – Community Mobilization Division



2019

SUBMITTED BY
Sergeant Jason Tadeson
Community Mobilization Unit



Table of Contents

Executive Summary.....	2-6
Overall Total Youth Involved in Crime.....	7
Total Number of Youth Charged/Not Charged.....	7
Total Youth Involved in Violent Crime.....	8
Total Youth Involved in Property Crime.....	8
Total Youth Involved in Drug Offences.....	9
Youth Crime by Offence.....	10
Strategic Targeted Offender Program.....	10
Intervention Programs.....	11
Hamilton Youth Drug Diversion Program.....	11
Youth in Crisis.....	12
Conclusion.....	13

EXECUTIVE SUMMARY

The total number of Youth (ages 12-17) involved in crime in the City of Hamilton for 2019 has decreased since 2018. Nationally, the number of youth involved in crime has steadily decreased since 2009¹ and Hamilton has mirrored this trend. In 2019, 1,089² youths were involved in crime, compared to 1,310 in 2018. This represents an overall decrease of 16.8% youth involved with crime whereas the national decrease is 11%³.

The demographics of youth between the ages of 12 and 17 continue to decrease, albeit slightly; 0.67% less than 2018. In 2019, there were 34,394 youths in the City of Hamilton between the ages of 12 and 17 with 16,973 females⁴ and 17,421 males⁴.

In keeping with the principles of the **Youth Criminal Justice Act** - "Extrajudicial Measures" are often the most appropriate and effective way to address youth crime⁵. (No Further Action, Warning, Police Caution or Diversion).

Violent crimes decreased by 12.4%. In 2018 – 508 youths were involved in violent crimes versus 445 in 2019. Of the 445 involved youth, 205 were charged with a violent crime and 53.9% received an extrajudicial measure.

Property crimes decreased by 21.4%. In 2018 - 471 youth were involved in property crime versus 370 in 2019. Of the 370 involved youth, 87 were charged with a property crime and 76.4% received an extrajudicial measure.

Drug offences decreased by 34.5%. In 2019 - 91 youths were involved in drug offences versus 139 youths in 2018.

- 27.4% or 25 of the 91 youth were charged under the **Controlled Drug Substance Act** with 1 youth extrajudicial measure.
- 2.1% or 2 of the 91 youth were charged under the **Federal Cannabis Control Act, 2017** (more than 5 grams) with 11 youth extrajudicial measures.
- 57.1% or 52 of the 91 youth were charged under the **Provincial Cannabis Control Act, 2017** (less than 5 grams) and received the following Provincial Offence Notices:
 - Person under 19 years – possess cannabis 10(1) = 46
 - Person under 19 years – consume cannabis 10(1) = 4
 - Person under 19 years – distribute cannabis 10(1) = 1
 - Person under 19 years – harvest cannabis 10(2) = 1

The Hamilton Police Service continued developing innovative and strategic approaches to assist our youth in partnership with our community relating to safety, engagement, education and consultation to decrease youth crime and violent crimes, wherever possible. The Hamilton Police continued with intelligence led policing initiatives such as the Strategic Targeted Offender Program (S.T.O.P.), school drug and safety sweeps. The statistics captured in this report substantiate the Community Service, School Liaison and Divisional Youth Officers positive and proactive roles within our service and our communities.

¹ Police-reported crime statistics in Canada, July 22, 2019, Statistics Canada

² H.P.S. Niche data effective January , 2019

³ Police-reported crime statistics in Canada, July 22, 2019, Statistics Canada

⁴ Hamilton Police Service Planning and Research

⁵ Youth Criminal Justice Act, s. 4(a)

2019 STRATEGIC APPROACH TO YOUTH CRIME

This report will highlight youth crime trends for 2019 and the Strategic Approach as adopted by the Hamilton Police Service 2019 – 2021 Business Plan:

COMMUNITY SAFETY



OBJECTIVE: To ensure the safety of the communities we serve

PRIORITIES: *Crime trends, public safety, communication, harm reduction*

ENGAGEMENT & PARTNERSHIPS



OBJECTIVE: To foster effective relationships with all of our communities

PRIORITIES: *Community participation, volunteers, information sharing*

PEOPLE & PERFORMANCE



OBJECTIVE: To increase professional development, leadership and training opportunities

PRIORITIES: *Training, leadership, member communication*

Youth Crime by Division

The City of Hamilton is divided into three policing divisions. Division One is comprised of the downtown inner city area, Division Two is comprised of the city's east end, Stoney Creek and Stoney Creek Mountain and Division Three is comprised of the Mountain, Ancaster, Dundas, Waterdown and outlying areas. The City of Hamilton's population is approximately 536,930⁶. Division One contains 104,655 people (19% of the overall population), Division Two contains 171,495 people (32% of the total population) and Division Three contains 260,780 people (49% of the total population).

In 2019, a higher rate of youth crime occurred in Division Three, due to the highest population within the city followed by Division Two and Division One.

Youth Crime by Division 2019

	Males Charged	Females Charged	Not Charged	Totals
Division 1	128	32	139	299
Division 2	118	48	179	345
Division 3	122	46	277	445
Totals	368	126	595	1089

Youth Crime by Division %Youth Involved vs % Divisional Population

%Youth Involved in Crime

%Population

⁶ City of Hamilton web-site, February 2017

Division 1	27.5%	19%
Division 2	31.7%	32%
Division 3	40.9%	49%

2019 STRATEGIC APPROACH TO YOUTH CRIME

The Hamilton Police Service through the Youth Services Coordinator, Community Service, School Liaison and Divisional Youth Officers continued working in partnership with Front Line Officers, the Crime Prevention Unit and Investigative Services addressing youth crime, prevention and intervention initiatives. The Divisional Youth and School Liaison Officers are responsible for the coordination and implementation of the Strategic Targeted Offender Program (S.T.O.P.), the Extrajudicial Measures Diversion Program and the Hamilton Youth Drug Diversion program which incorporated drug and safety sweeps with all city schools.

In addition, the Community Service, School Liaison and Divisional Youth Officers provided presentations within our elementary and secondary schools on subjects including personal safety, social media, human trafficking, internet safety, bullying, vaping and cyber-bullying. The officers investigated school related incidents and participated in Formal and Informal Restorative Justice Circles. The table below provides a summary of their duties in responding to crime, emergency planning and school visits maintaining meaningful, positive and trusting relationships within our communities.

	Division 1	Division 2	Division 3	Totals
Number of Schools	33	55	108	196
Community Service Officers	1	1	3	5
Elementary Schools	23	48	87	158
School Liaison Officers	2	2	2	6
Secondary Schools	10	7	21	38
Divisional Youth Officers	Officers above	2	1	3
Presentations	140	101	214	455
School Visits	678	801	1,017	2,496
Meetings	64	278	173	515
Investigations	235	307	296	838
Informal Restorative Justice	57	10	20	87
Formal Restorative Justice	7	0	2	9
School Lockdown Drills	15	72	111	198
Days Seconded to Patrol/Other Duties	39.5	22	42	103.5

**** Most Serious Violation Code As Of 2020/02/11 ****

Of the 559 overall youth calls for service, 190 or 34% were school related incidents in all three Divisions.

	Youth Overall (Male, Female, Not Charged)	2019			
		Overall	School Involvement		
			Div 10	Div 20	Div 30
Assaults (Level 1, Aggravated, Weapon) 1410, 1420, 1430	239	90 (38%)	11	27	52
Homicide (Murder, Manslaughter, Causing Death) 1110, 1120, 1130, 1140, 1150, 1160	4	1 (25%)	0	1	0
Possession of Weapons 3375	24	16 (67%)	3	1	12
Uttering Threats / Harassment / Harassing Communications 1625, 1626, 1627	88	47 (53%)	9	10	28
Robbery 1610	72	11 (15%)	4	4	3
Mischief 2170	85	16 (19%)	3	5	8
Theft Under 2140	47	9 (19%)	1	3	5
Total	559	190 (34%)	31	51	108

Youth Service Coordinator

The Hamilton Police Service, through the office of the Youth Service Coordinator, collaborates and partners with various community agencies, stakeholders and organizations augmenting our vision to be a trusted partner in delivering public safety.

- ✓ Violent Threat Risk Assessment (V.T.R.A.) Protocol Intervention Committee;
- ✓ Youth with Complex Suicidal Needs (Y.C.S.N.) Protocol Intervention Committee;
- ✓ The Hamilton Drug Strategy Prevention Committee;
- ✓ The John Howard Society;
- ✓ The Active Sustainable Safe Transportation Routes Committee;
- ✓ The Week of the Child and Youth Committee;
- ✓ The Ontario School Safety Education Officers Community Committee (O.S.S.E.O.C.);
- ✓ The Committee of Youth Officers for the Province of Ontario (C.O.Y.O.);
- ✓ The Chief's Student Advisory Board Committee;
- ✓ The School Board Liaison Committee;
- ✓ The Youth Justice Committee;
- ✓ The Chief's Standing Committee on Police Interactions with People in Crisis;
- ✓ The Street Youth Collaborative Front Line Advisory Committee (F.L.A.C.);
- ✓ The Greater Toronto Area Extrajudicial Measures Committee;
- ✓ The Hamilton Wentworth Catholic District School Board's Emergency Protocol Committee;
- ✓ The Fetal Alcohol Spectrum Disorder Network;
- ✓ The Age of Protection Committee;
- ✓ The Hamilton Youth Strategy Committee;
- ✓ The Probation and Parole Youth Officers Committee;
- ✓ The Y.M.C.A. - Newcomers Orientation Week (N.O.W.);
- ✓ The Youth Serving Agencies Network (Y.S.A.N.) Committee;
- ✓ The Youth Engagement Series (Y.E.S.) INITIATIVE.

The Youth Services Coordinator delivered presentations on:

- ✓ Road to Mental Readiness (R.2.M.R.) – The Working Mind;
- ✓ The Strategic Approach to Youth Crime;
- ✓ Extrajudicial Measures and Diversions;
- ✓ Youth in Crisis;
- ✓ Youth Crime;

- ✓ Youth and Drugs;

The Youth Service Coordinator presented School Lockdown and Immediate Rapid Deployment

The purpose of the presentation is to convey awareness and education amongst our community partners in relation to “Immediate Rapid Deployment” (I.R.D.) encompassing historical events which has guided current policing principles and fundamentals. The presentations provided a summary of all roles and duties in relation to Immediate Rapid Deployment occurrences.

- The Hamilton Wentworth Catholic District School Board Health and Safety Committee – 200 attendee’s;
- The Hamilton Wentworth Catholic District School Board Development Day – 100 attendee’s;
- The Ontario School Boards Insurance Exchange Conference (O.B.S.I.E.) – 100 attendee’s;
- The Hamilton Catholic Children’s Aid Society – personnel training – 5 sessions – 120 attendee’s;
- The Hamilton Police Service – Communications Yearly Training – 7 sessions - all communications staff;
- The Hamilton Police Service – New Hire Communication personnel – 3 sessions.

Youth Service Coordinator presented to Media and Community:

- Live interview on CHML – “The Bill Kelly” radio show - “2018 Youth Crime in Hamilton”;
- CHCH news interview – “2018 Youth Crime in Hamilton”;
- The “2018 Annual Youth Crime Report” to the Hamilton Police Services Board (Broadcasted).

Cram a Cruiser

The Youth Service Coordinator assisted with organizing, and facilitating the CRAM-A-CRUISER event in partnership with Hamilton Food Share, Hamilton School Boards and Hamilton Police Service School Liaison Officers, Cadets, Auxiliaries and Mohawk College Placement Students.

The event experienced an increase of community partners surpassing previous CRAM-A-CRUISER events:

- ✓ over 15,000 pounds of food
- ✓ \$6,282.85 donated from Project Concern, A.M. Cunningham School and a private benefactor.

The food donations were distributed among 12 Hamilton Food Banks with every dollar raised equaled \$10.00 in food.

Violence Threat Risk Assessment (V.T.R.A.)

As per the “Violence Threat Risk Assessment” (V.T.R.A.) protocol, all Hamilton School Boards, the Hamilton Police Service and our community stakeholders are committed to the safety of all students, visitors and staff. As a result, the Hamilton School Boards will take appropriate action with any student(s) behaviours that are deemed to pose a potential risk to other students, staff and members of our community. It is anticipated early intervention support measures from the school boards and community partners will assist in the prevention of school violence. The Hamilton Police Service participated in Violence Threat Risk Assessments (V.T.R.A.) collaborations throughout 2019.

2nd Annual Back to School Shopping Event

The Youth Services Coordinator volunteered with the facilitation and administration of the 2nd Annual Eastgate Square Back to School Shopping Event. The event provided children and youth within our community the opportunity to purchase back to school items in partnership with Eastgate Square, Eastgate Square Merchants

and Hamilton Police Service members in a volunteering capacity. In 2019, the event assisted sixteen children and youth at \$400.00 each for their shopping experience, an increase of two participants from 2018.

Community Service, School Liaison and Divisional Youth Officers

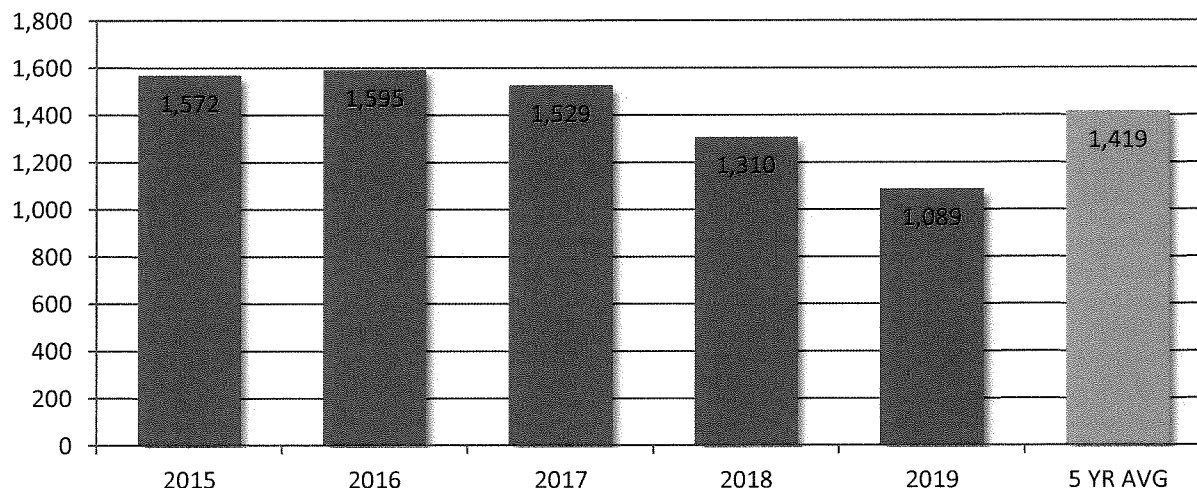
The Hamilton Police Service remains committed to increase training opportunities for our Community Service, School Liaison and Divisional Youth Officers. In 2019, Officers received the following training:

- ✓ Fourteen Officers received the four hour “Youth Diversion” Training with the John Howard Society;
- ✓ Thirteen Officers received the eight hour “Formal Restorative Justice” Training;
- ✓ Twelve Officers attended the three day “CO.Y.O.” conference in Niagara Falls, Ontario;
- ✓ Nine Officers attended the Safe “Schools Seminar” in Buffalo, New York;
- ✓ Four officers attended the one week “O.P.P. Indigenous Awareness” Training in Barrie, Ontario;
- ✓ Four Officers attended the “Human Trafficking” seminar in Hamilton;
- ✓ Five Officers received “ComKids” Training in Hamilton;
- ✓ Three Officers attended the “Guns and Gangs” conference in Peel Region;
- ✓ Two Officers attended the “Youth Mental Health Workshop” at the Ron Joyce Centre;

Total Youth Involved in Crime

Overall, youth involved in crime decreased from 1,310 in 2018 to 1,089 in 2019, a decrease of 16.8% compared to the national decrease of 11%⁷.

Total Youth Involved In Crime
2015 - 2019 (Ages 12 - 17)



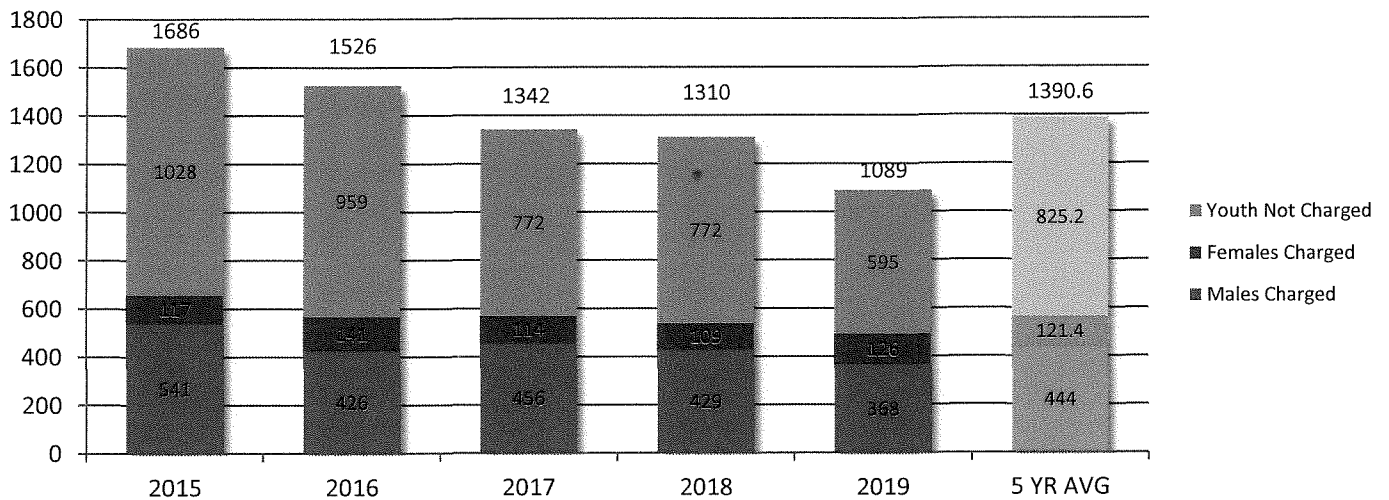
Total Number of Youth Charged and Not Charged

In 2019 - 1,089 youth were involved in crime with 494 charged, (368 males and 126 females). The remaining 595 or 54.6% received an extrajudicial measure (No Further Action, Warning, Police Caution or Diversion).

In 2018, 1,310 youth were involved in crime with 538 charged, (429 males and 109 females). The remaining 772 or 59% received an extrajudicial measure.

⁷ Police-reported crime statistics in Canada, July 22, 2019, Statistics Canada

Total Youth Charged and Not Charged 2015 - 2019 (Ages 12 - 17)

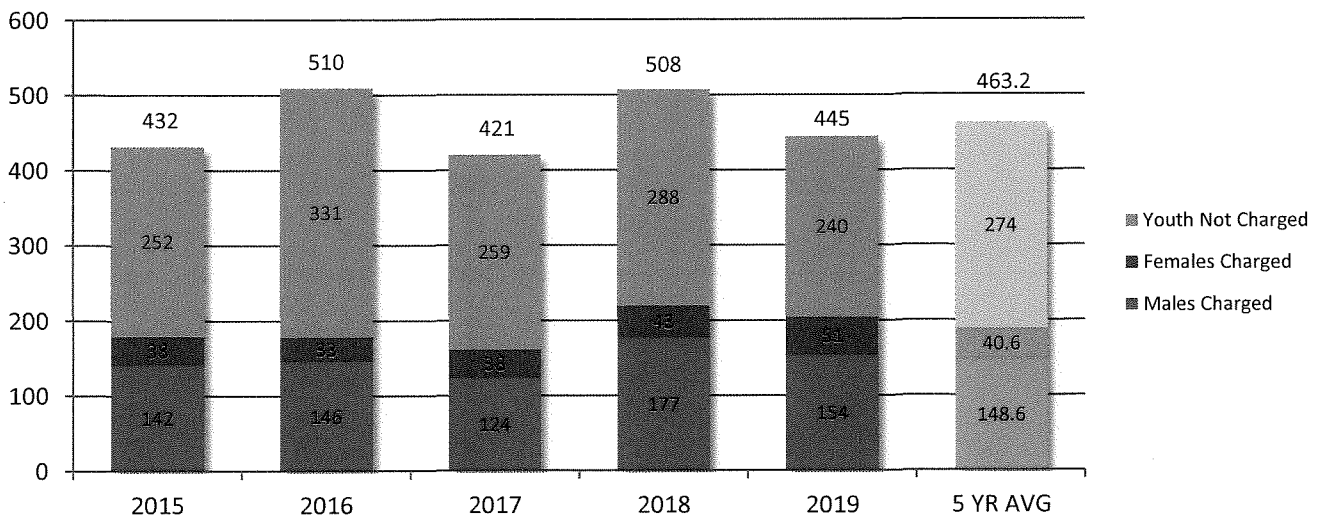


Total Youth Involved in Violent Crime

In comparison to 2018, the 2019 Hamilton data identified a decrease in violent crime by 12.4%. In 2018 – 508 youths were involved in violent crimes with 220 youth charged and 56.7% receiving an extrajudicial measure.

In 2019 - 445 youths were involved in violent crime with 205 charged and 53.9% received an extrajudicial measure.

Youth Involvement In Violent Crime 2015 - 2019 (Ages 12 - 17)

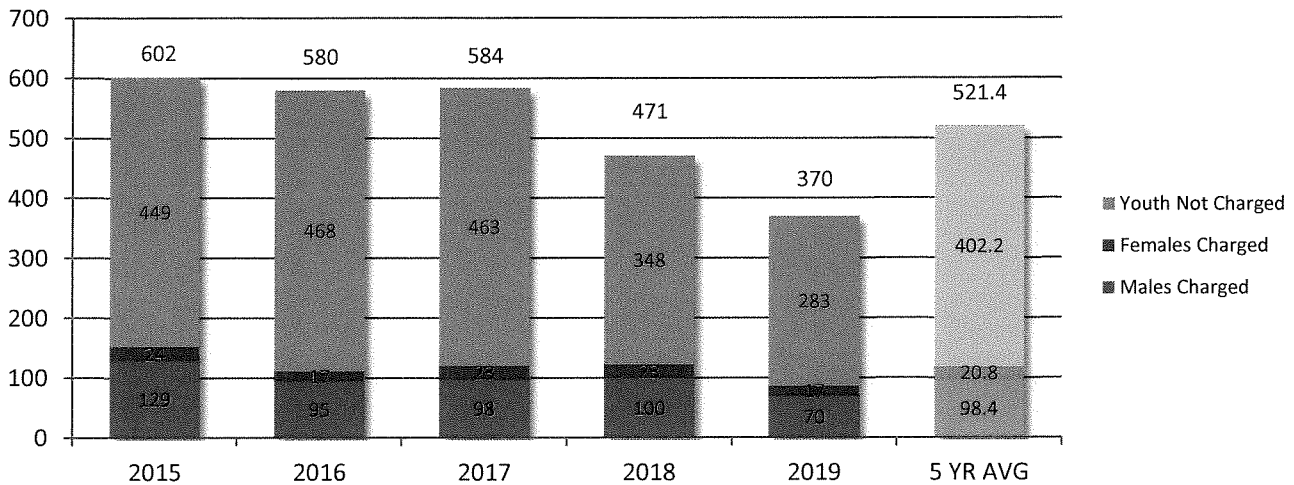


Total Youth Involved in Property Crime

Youth involved in property crime decreased by 21.4%, from 471 in 2018 to 370 in 2019. Of the 370 involved youth, 87 were charged with 76.4% receiving an extrajudicial measure.

In 2019, the three most frequent youth property offences were Shoplifting (122), Mischief (81) and Break and Enter (44).

Youth Involvement In Property Crime 2015 - 2019 (Ages 12 - 17)



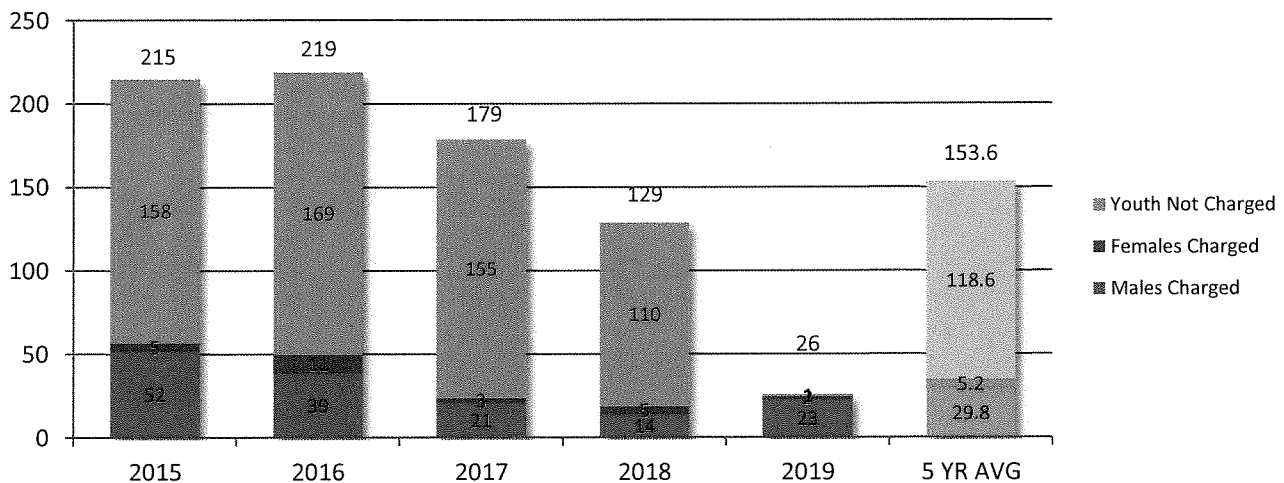
Total Youth Involved in Drug Offences

In 2019, 91 youths were involved in overall drug offences. This is a decrease of 34.5% when compared to 139 youths in 2018.

Controlled Drug Substance Act (C.D.S.A.)

- 27.4% or 25 of the 91 youth were charged under the **C.D.S.A.** with 1 youth extrajudicial measure.

Youth Involvement In C.D.S.A. Drug Offences 2015 - 2019 (Ages 12 - 17)



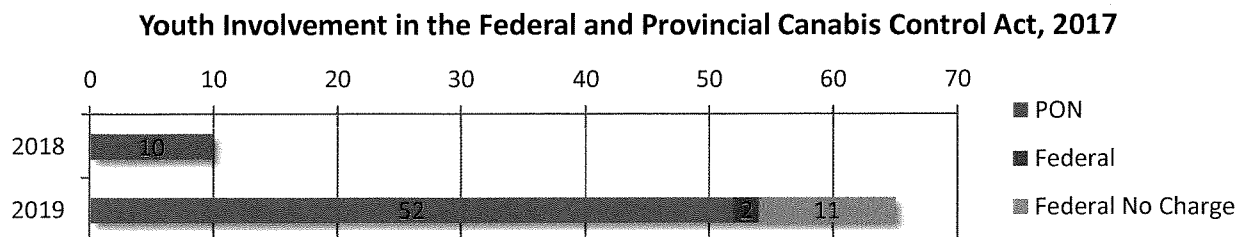
Federal Cannabis Control Act, 2017

- 2.1% or 2 of the 91 youth were charged under the **Federal Cannabis Control Act, 2017** (more than 5 grams) with 11 youth extrajudicial measures.

Provincial Cannabis Control Act, 2017

- 57.1% or 52 of the 91 youth were charged under the **Provincial Cannabis Control Act, 2017** (less than 5 grams) and issued Provincial Offence Notices.

	Possess Cannabis 10(1)	Consume Cannabis 10(1)	Distribute Cannabis 10(1)	Harvest Cannabis 10(2)
Person Under 19 Years	46	4	1	1



Of the 1,089 total youth involved in crime, 8.3% were drug related offences resulting in 79 charges and 13.1% extrajudicial measures.

Youth Crime by Offence

In 2019, the five most frequent youth offences were Assault Level One (164), Shoplifting (122), Mischief (81), Bail Violations (70) and Utter Threats (68). The chart represents 15 offences that constitute 85.3% youth involvement in crime.

2019 - Youth Involvement in Crime by Frequency of Offence (Top Fifteen)					
Offence	Males Charged	Females Charged	Not Charged (%)	Total 2018-2019	Percentage Increase / Decrease 2018 / 2019
Assault – Level One	23	34	107 (65.2%)	216 / 164	-24.0%
Shoplifting \$5000 or under	0	3	119 (97.5%)	187 / 122	-34.6%
Mischief	7	2	72 (88.8%)	96 / 81	-15.6%
Bail Violations	38	28	4 (5.7%)	71 / 70	-1.4%
Utter Threats	13	1	54 (79.4%)	44 / 68	+54.5%
Possession of Cannabis (Federal and Provincial)	2 Federal 52 Provincial	0 Offence Notices	11 (88.6%) 0 (0.0%)	13 52 115 / 65	-43.4%
Assault – Level Two	33	9	23 (33.3%)	77 / 65	-15.5%
Robbery	50	5	9 (14.0%)	84 / 64	-23.8%
Break and Enter	24	0	20 (45.4%)	44 / 44	0%
Theft Under \$5000	3	3	36 (85.7%)	61 / 42	-31.1%
Sexual Assault	17	1	21 (53.8%)	38 / 39	+2.6%
Probation Violations	20	12	6 (15.7%)	37 / 38	+2.7%
Failure to Attend Court	19	5	0 (0.0%)	41 / 24	-41.4%
Possession of Weapons	8	1	12 (57.1%)	7 / 21	+200%
Theft of Motor Vehicle	10	4	7 (33.3%)	20 / 21	+5.0%

Strategic Targeted Offender Program (STOP)

The Strategic Targeted Offender Program (S.T.O.P.) is specifically directed at High Risk Youth⁸ charged formally and not abiding by conditions of release. The S.T.O.P. program is a way for officers to follow up and ensure the youth are compliant with their court imposed conditions. The number of youths arrested outside of the S.T.O.P. checks would suggest the program has identified the correct youth to be in the program.

In 2019, there were 776 S.T.O.P. checks resulting in 68 total arrests, which is the same number of arrests as in 2018.

2019 - Strategic Targeted Offender Program (STOP)					
Division	Number of STOP Targets	Number of STOP Checks	Targets Arrested As Result Of STOP Checks	Targets Arrested Outside Of STOP Checks	Total
Div. 1	9 avg. per month	51	2	10	12
Div. 2	16 avg. per month	410	10	24	34
Div. 3	24 avg. per month	315	4	18	22
Total	16 avg. per month	776	16	52	68

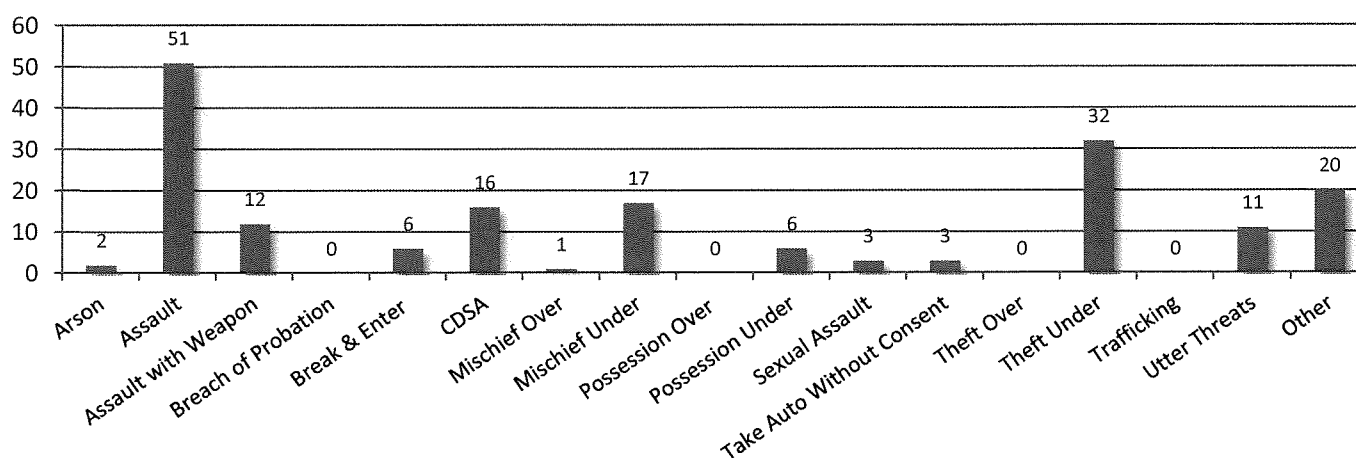
2018: 799 S.T.O.P. Checks, 68 Total Arrests

Intervention Programs

The Hamilton Police Service are active members with the John Howard Youth Justice Committee (YJC), Hamilton Youth Justice Committee (HYJC), The Greater Toronto Area Extrajudicial Measures Committee (GTAEJM) and the Hamilton Youth Drug Diversion Program (HYDDP). As per the requirements of the Youth Criminal Justice Act (YCJA), the Hamilton Police Service has a formal agreement with the John Howard Society to operate the Extrajudicial Measures Diversion Referral Program. The program educates youth diverted from the judicial system about their actions and the impact within our communities.

In 2019, the John Howard Society received 167 Extrajudicial Measure Diversion Referrals from the Hamilton Police Service. This is a 52.2% increase from the 109 referrals made in 2018. The majority of referrals were for Assault Level 1 (51), Theft Under (32), Mischief (17), C.D.S.A. (16) and Utter Threats (11). Of the 167 referrals, 88% of the youth completed their designated diversion program.

2019 Diversions by Offence



Hamilton Youth Drug Diversion Program (HYDDP)

⁸ HPS Policy and Procedure 4.3.1

In support of the Hamilton Police Service goal of reducing the availability and use of illegal drugs in our community, the Hamilton Police Service Youth Officers, Crime Managers and High Enforcement Action Team (H.E.A.T.) attended secondary schools to conduct drug and safety sweeps. If a youth was found in contravention of the Controlled Drug Substance Act and/or the Cannabis Control Act and qualified, an Extrajudicial Measures referral was forwarded to The John Howard Society of Hamilton, Burlington and Area in lieu of criminal charges. The goal of the diversion program is to decrease the number of youth who are in contact with the police and to educate on school based drug offences.

In 2019, a total of 57 Drug and Safety Sweeps were conducted resulting in 12 youth arrested, 10 youth charged, 9 police cautions and 5 youth referrals to the diversion program.

Drug and Safety Sweep Totals - 2019									
Division	Number of Sweeps	Number Arrested	Persons Charged	Pre-Charge Diversion	Police Cautions	Marijuana Seized (in grams)	Other Drugs Seized	Drug Items Seized	Weapons Seized
One	7	6	1	5	0	23.2 g	4	5	0
Two	47	5	7	0	7	182.6 g	21	3	2
Three	3	1	2	0	2	5.2 g	0	1	0
Totals	57	12	10	5	9	211 g	25	9	2

2018: 41 Sweeps, 30 Arrests, 2 Charged, 4 Diversions, 40 Cautions

Youth in Crisis

In 2014, the Chief's Student Advisory Committee are secondary school students within the City of Hamilton and identified youth mental health as a critical concern. Training opportunities are afforded to our youth officers on mental health to comprehend and identify youth in crisis. To assist youth in crisis, the St. Joseph's Health Care Youth Wellness Center continues in partnership with the Hamilton Police Service, the Mobile Crisis Rapid Response Team (M.C.R.R.T.), the Social Navigator Program (S.N.P.), the C.O.A.S.T. Program, Ron Joyce Centre and McMaster Children's Hospital to engage and assist youth who experience mental health crisis.

In 2019, The Hamilton Police Service responded to 350 youth between 12 and 18 years of age for a Mental Health or Person in Crisis service call versus 401 youth in 2018, a decrease of 12.7%.

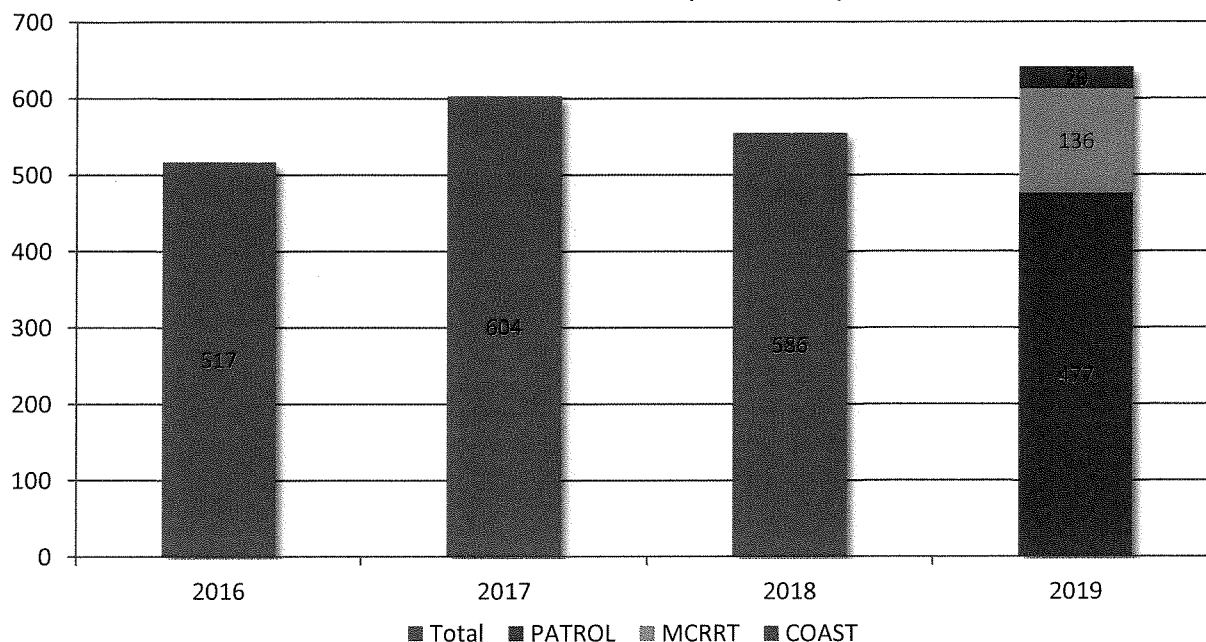
Of the 350 youth, 151 were male, 197 were female and 2 identified as other with 101 of the youth accessing services more than once, an increase of 57.8% or 64 youth from 2018.

In 2019, a total of 642 calls for service occurred compared to 586 calls in 2018, an increase of 9.5%.

As a result of the service calls, 384 youth were apprehended under the Mental Health Act, an increase of 16.0% from the 331 apprehensions in 2018.

Youth In Crisis

Total Calls For Service (2016 - 2019)



Unit	Calls	Apprehensions
PATROL	477	314
MCRRT	136	70
COAST	29	0
TOTAL	642	384

Conclusion

In 2019, total youth involved in crime decreased by 16.8% and which is greater than the National decrease of 11%⁹. As per the chart below, youth involvement with violent crime decreased by 12.4%, property crime decreased by 21.4% and drug offences decreased by 34.5%.

The Youth Criminal Justice Act clearly states the promotion of long term protection within our communities is best achieved through intervention, prevention and suppression via positive engagement with youth in a meaningful approach opposed to the formal justice system. The Hamilton Police Service will continue developing innovative and strategic methods that will assist our youth in partnership with our community to ensure safety, engagement, education and consultation.

	2018	2019	Percentage Increase / Decrease
Total Youth Involved in Crime	1,310	1,089	-16.8%
Total Youth Charged and Not Charged			

⁹ Police-reported crime statistics in Canada, July 22, 2019, Statistics Canada

Males Charged	429	368	-14.2%
Females Charged	109	126	+15.6%
Not Charged	772		-22.9%
Youth Involvement in Violent Crime			
Males Charged	177	154	-12.9%
Females Charged	43	51	+18.6%
Not Charged	288	240	-16.6%
Total	508	445	-12.4%
Youth Involvement in Property Crime			
Males Charged	100	70	-30.0%
Females Charged	23	17	-26.0%
Not Charged	348	283	-18.6%
Total	471	370	-21.4%
Youth Involvement in Drug Offences			
Controlled Drug Substance Act			
Males Charged	14	23	+64.2%
Females Charged	5	2	-60.0%
Not Charged	106	1	-99.0%
Total Controlled Drug Substance Act – C.D.S.A.	125	26	-79.2%
Cannabis Control Act, 2017			
Federal Cannabis Act, 2017 (Post Oct. 17th, 2018)			
Males Charged	0	2	+2%
Females Charged	0	0	0%
Not Charged	4	11	+175%
Total	4	13	+225%
Provincial Cannabis Act, 2017 (Post Oct. 17th, 2018)			
Total Provincial Offence Notices Issued	10	52	+420%
Totality of all Drug Related Charges	139	91	-34.5%