



Hamilton

# **HAMILTON WATER**

## **Stormwater Rate Discussion**

November 24, 2020

# AGENDA

- Stormwater Statistics
- Sanitary/Combined Sewer Network
- Stormwater Rate Discussion History
- Municipal Scan – Stormwater Rate Programs
- Hamilton Water Stormwater Rate Analysis
- Report to Council – Outcome



**Stormwater Management Pond - Carlisle**

# 2020 STORMWATER FORECAST



1,586,424 m<sup>3</sup>


STORMWATER STORAGE CAPACITY

1,231 km OF STORM SEWER

SHORELINE ASSETS

630M

AT 29 LOCATIONS



72 OIL & GRIT SEPARATORS

2



STORMWATER PUMPING STATIONS

148

KILOMETRES OF WATERCOURSES




57

KILOMETRES OF MUNICIPAL DRAINS



DRAINAGE EASEMENTS

5



WETLANDS

74

WET PONDS



60

DRY PONDS



438

EMERGENCY SPILLS ACTIVATIONS (YTD)



2021

FLOODING & DRAINAGE MASTER SERVICING STUDY



1,465 RAIN BARRELS SOLD



Hamilton

TOTAL STORMWATER ASSETS - \$1.46 BILLION



Hamilton

# SANITARY/COMBINED SEWER NETWORK

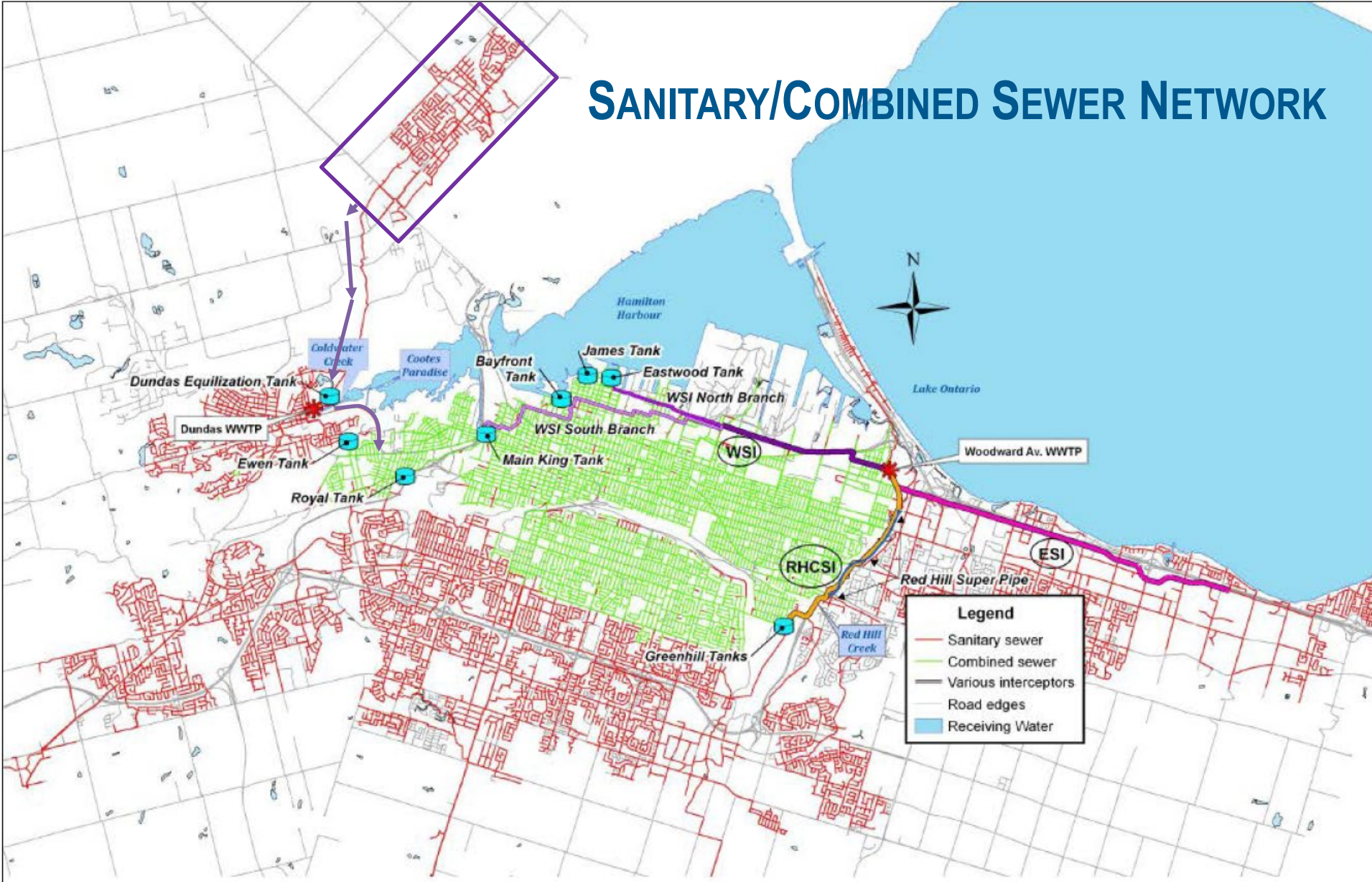


Figure 1.3 – Locations of the CSO Tank Outfalls and Special Structures - Combined Sewer System (CSS)

# STORMWATER RATE DISCUSSION HISTORY

2009: Feasibility study

2015: Consultant proposal, seek cost efficient alternative

2010: Sub-review committee created (dissolved 2011)

2019: Staff developed framework and implementation options

# MUNICIPAL SCAN – STORMWATER RATE PROGRAMS

MUNICIPALITY	STORMWATER RATE TYPE	2019 RESIDENTIAL FEE	2019 MULTI RESIDENTIAL AND/OR INDUSTRIAL, COMMERCIAL, INSTITUTIONAL (ICI) FEE
City of Ottawa	<b>(Multi) Residential:</b> flat rate by type/use* <b>ICI:</b> Property Assessment Value <i>*Rural Rates discounted from Urban</i>	\$32 - \$130/yr	Varies by property size
City of Mississauga	<b>Residential:</b> flat rate tiered <b>Multi-Residential &amp; ICI:</b> Equivalent residential units (ERU)	\$50 - \$180/yr	Total hard surface area/ERU x \$110/yr <i>*1 ERU = 267m<sup>2</sup></i>
City of Guelph	<b>Residential:</b> flat rate <b>Multi-Residential &amp; ICI:</b> Equivalent residential units (ERU)	\$62/yr	Total hard surface area/ERU x \$62/yr <i>*1 ERU = 188m<sup>2</sup></i>
Town of Newmarket	<b>(Multi) Residential &amp; ICI:</b> tiered runoff area (RA)	<b>Low RA:</b> \$0.017/m <sup>2</sup> <b>Med RA*:</b> \$0.082/m <sup>2</sup> <i>*Med incl. institutional</i>	<b>High RA:</b> \$0.163/m <sup>2</sup>
City of London	<b>(Multi) Residential &amp; ICI:</b> fixed tiered and land use based on hectare's (ha)	1. No larger than 0.4ha = \$195/yr 2. Residential no larger than 0.4ha without storm servicing but within 90m of service area = \$147/yr 3. Same as Multi-Res/ICI	3. Above 0.4ha assessed individually, applicable rate \$135/month per ha
City of Kitchener	<b>(Multi) Residential:</b> flat rate tiered <b>ICI:</b> Individually assessed for total impervious area	<b>Property Size:</b> \$105/yr – \$353/yr	Greater than 344m <sup>2</sup> , assess individually for impervious area: \$337/yr to \$35,960/yr

# HAMILTON WATER STORMWATER RATE ANALYSIS

IMPERVIOUS AREA DISTRIBUTION	
Property Type	Percentage
Parking Lots	1%
Commercial Large (11%) Medium (1%) Small (<1%)	12%
Industrial Large (22%) Medium (4%) Small (1%)	27%
Institutional Large (8%) Medium (2%) Small (<1%)	10%
Residential – Town / Row	6%
Residential – Apartment Building	2%
Residential – Detached / Semi / Mobile	43%
Agricultural	1%

- ❖ Fair and equitable approach
- ❖ Rates developed based on
  - Rural / urban / settlement split
  - Impervious area of property type from City's design guidelines
  - Property size (small, medium, large) using statistical analysis
- ❖ Rural settlements - 20% discount from urban fixed rate
- ❖ Rural properties - 40% discount from urban fixed rate

# HAMILTON WATER STORMWATER RATE ANALYSIS

		20% Discount	40% Discount
MONTHLY CHARGE	Urban	Rural Settlement	Rural
Parking Lot	\$60.00	\$48.00	\$36.00
Commercial Large ( > 0.22ha )	\$200.00	\$160.00	\$120.00
Commercial Medium	\$20.00	\$16.00	\$12.00
Commercial Small ( < 0.03ha )	\$10.00	\$8.00	\$6.00
Industrial Large ( > 1.56ha )	\$1400.0	\$1120.00	\$840.00
Industrial Medium	\$150.00	\$120.00	\$90.00
Industrial Small ( < 0.25ha )	\$50.00	\$40.00	\$30.00
Institutional Large ( > 1.12ha )	\$430.00	\$344.00	\$258.00
Institutional Medium	\$50.00	\$40.00	\$30.00
Institutional Small ( < 0.06ha )	\$20.00	\$16.00	\$12.00
Residential - Town / Row	\$5.00	\$4.00	\$3.00
Residential – Apt Building	\$60.00	\$48.00	\$36.00
Residential Detach / Semi / Multiplex / Mobile	\$7.50	\$6.00	\$4.50
Agricultural Lands	\$1.25	\$1.00	\$0.75

# REPORT TO COUNCIL - OUTCOME

## NEXT STEPS

- ❖ Incentive programs
  - (Multi) Residential
  - Industrial, Commercial, Institutional
- ❖ Further investigation in small, medium, large residential rates





# QUESTIONS?