






Public Health Services COVID-19 Situation Report & Status of Programs

Board of Health
December 7, 2020

Overview

1. Provincial Response Framework
2. COVID-19 Situation Report
 - Case Activity
 - Outbreak Activity
3. Further Restrictions
4. Hamilton COVID-19 Response Table Updates
5. COVID-19 Vaccination Plan
6. Unintended Consequences of COVID-19
7. Staffing & Recruitment Update

Provincial Response Framework Indicators

 PREVENT (Standard Measures)	 PROTECT (Strengthened Measures)	 RESTRICT (Intermediate Measures)	 CONTROL (Stringent Measures)	 LOCKDOWN (Maximum Measures)
Epidemiology <ul style="list-style-type: none"> Weekly incidence rate is < 10 per 100,000 % positivity is < 0.5 $R_t < 1$ Outbreak trends/ observations Level of community transmission/non-epi linked cases stable Health System Capacity <ul style="list-style-type: none"> Hospital and ICU capacity adequate PH System Capacity <ul style="list-style-type: none"> Case and contact follow up within 24 hours adequate 	Epidemiology <ul style="list-style-type: none"> Weekly incidence rate is 10 to 24.9 per 100,000 % positivity is 0.5-1.2% R_t is approximately 1 Repeated outbreaks in multiple sectors/settings OR increasing/# of large outbreaks Level of community transmission/non-epi linked cases stable or increasing Health System Capacity <ul style="list-style-type: none"> Hospital and ICU capacity adequate PH System Capacity <ul style="list-style-type: none"> Case and contact follow up within 24 hours adequate 	Epidemiology <ul style="list-style-type: none"> Weekly incidence rate is 25 to 39.9 per 100,000 % positivity is 1.3-2.4% R_t is approximately 1 to 1.1 Repeated outbreaks in multiple sectors/settings, increasing/# of large outbreaks Level of community transmission/non-epi linked cases stable or increasing Health System Capacity <ul style="list-style-type: none"> Hospital and ICU capacity adequate or occupancy increasing PH System Capacity <ul style="list-style-type: none"> Case and contact follow up within 24 hours adequate or at risk of becoming overwhelmed 	Epidemiology <ul style="list-style-type: none"> Weekly incidence rate ≥ 40 per 100,000 % positivity $\geq 2.5\%$ R_t is ≥ 1.2 Repeated outbreaks in multiple sectors/settings, increasing/# of large outbreaks Level of community transmission/non-epi linked cases increasing Health System Capacity <ul style="list-style-type: none"> Hospital and ICU capacity at risk of being overwhelmed PH System Capacity <ul style="list-style-type: none"> Public health unit capacity for case and contact management at risk or overwhelmed 	Trends continue to worsen after measures from Control level are implemented.

Provincial Response Framework Indicators

Epidemiology

	Previous (20 Nov)	Previous (27 Nov)	CURRENT (4 Dec)	Trend
Weekly incidence rate/100,000	41.5	59.7	79.7	↑
% positivity	2.5	2.8	3.2	↑
Effective reproductive number (R_t)	0.85	1.19	1.20	↑
% of community-acquired cases	26.5%	27.9%	21.9%	↓
Increasing number of outbreaks among Long Term Care Homes and workplaces. Total of 22 active outbreaks; 7 outbreaks > 10 cases.				

Public Health System Capacity

	Previous (20 Nov)	Previous (27 Nov)	CURRENT (4 Dec)	Trend
% newly reported cases reached within 1 day of reported date	90%	76%	58%	↓
% newly identified close contacts reached within 1 day of contact ID date	80%	81%	55%	↓

Provincial Response Framework Indicators

Health System Capacity		
	Hospital	CURRENT (4 Dec)
Overall adult acute medicine & surgical hospital occupancy/funded acute beds	SJHH	94%
	HHS	100%
Overall adult acute Alternate Level of Care (ALC) hospital occupancy/funded acute beds	SJHH	23%
	HHS	15%
Overall adult critical care occupancy/funded Intensive Care Unit (ICU) beds	SJHH	78%
	HHS	88%

*SJHH = St Joseph's Healthcare Hamilton

* HHS = Hamilton Health Sciences

COVID-19 Situation Report

Overview:

1. Case activity
2. Outbreak activity

1. Case activity

Phases of COVID-19 in Hamilton

Wave 2

Phase 1: Pre-Peak Sept

- 179 cases reported
- Infections due to direct contact with other cases and undetermined sources
- 2 outbreaks
- Ongoing household spread, socialization, and those feeling ill not staying home
- 6 hospitalizations and 1 death
- 25,220 tests completed at Hamilton Assessment Centres

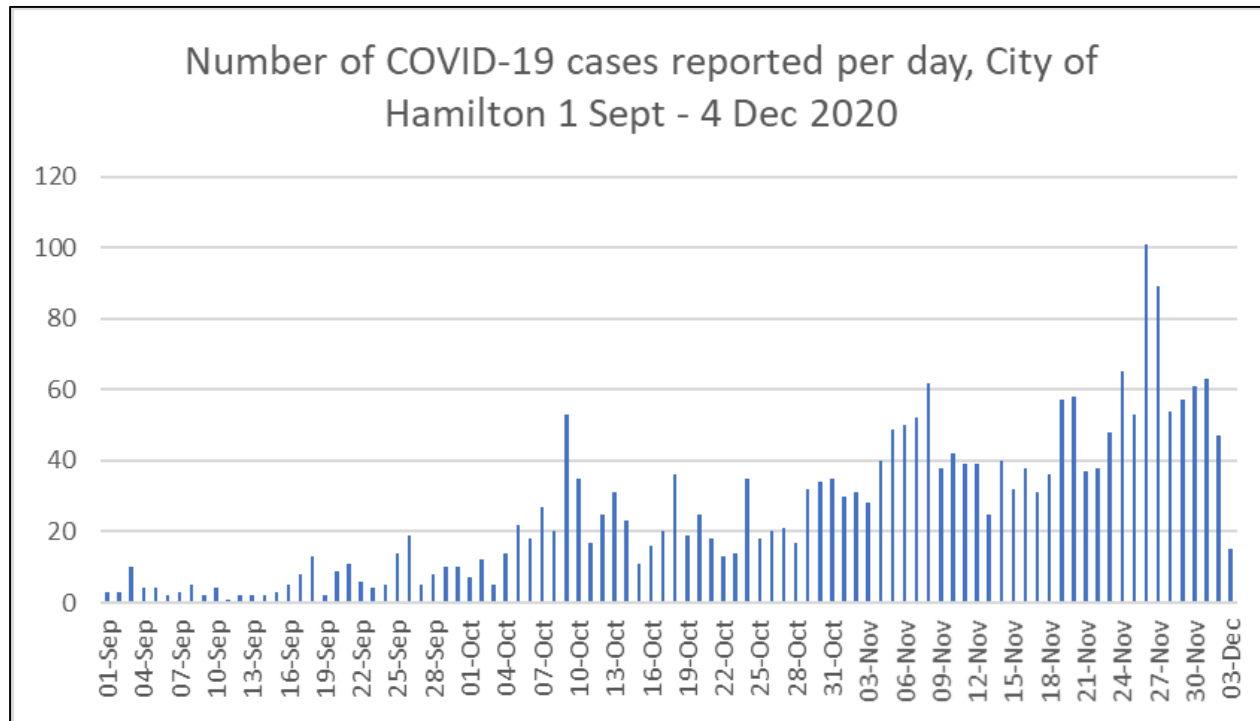
Phase 2: Peak 1 Oct

- 693 cases reported
- Infections due to outbreaks, direct contact with other cases, and undetermined sources
- Public health guidance still being ignored
- 27 outbreaks
 - one large and notable: SPINCO, triggered early Oct peak
- 14 hospitalizations and 2 deaths
- 27,943 tests completed at Hamilton Assessment Centres

Phase 3: Peaks 2+ Nov – 4 Dec

- 1,545 cases reported
- Infections due to outbreaks, direct contact with other cases, and undetermined sources
- Public health guidance still being ignored
- 44 outbreaks
 - one large and notable: Willowgrove, triggered early Nov peak
- 74 hospitalizations and 46 deaths
- 29,509 tests completed at Hamilton Assessment Centres

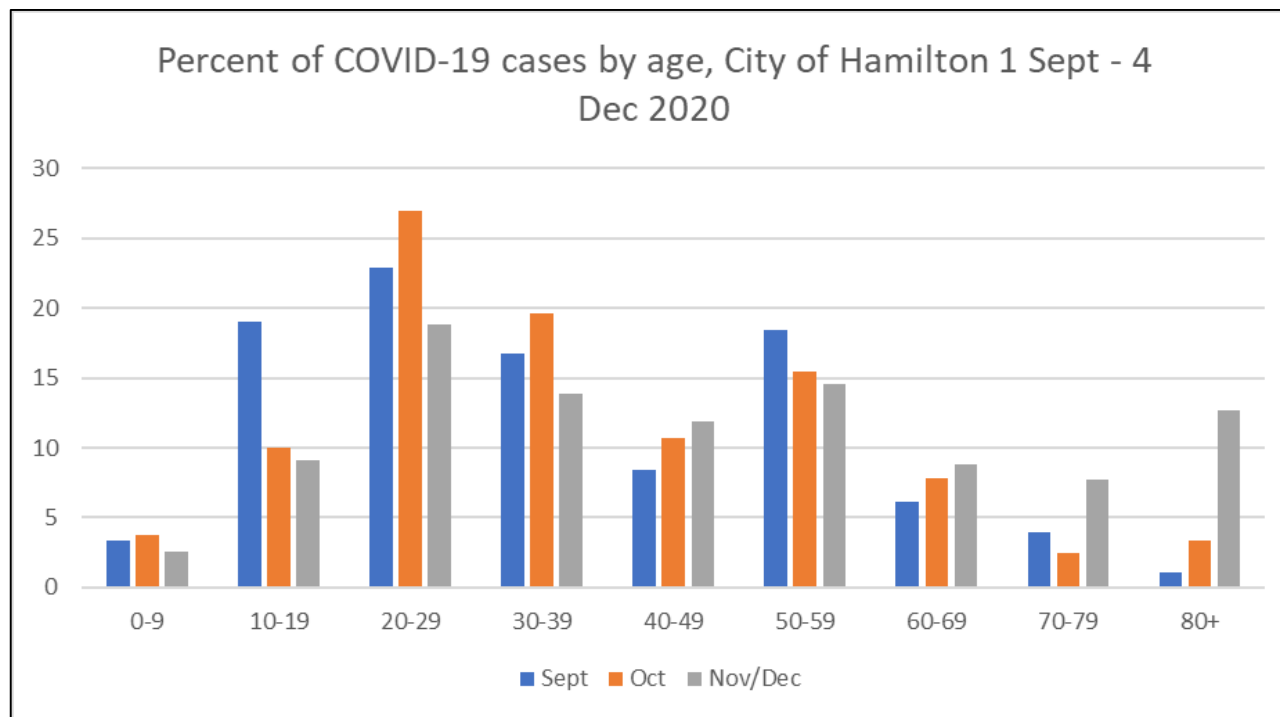
Reported cases



Key Messages

- COVID-19 case activity has increased drastically in the City of Hamilton since Sept 1, 2020
- Since Sept 1, 2020, the average number of cases reported per day has increased from ~1 to 67

Age distribution

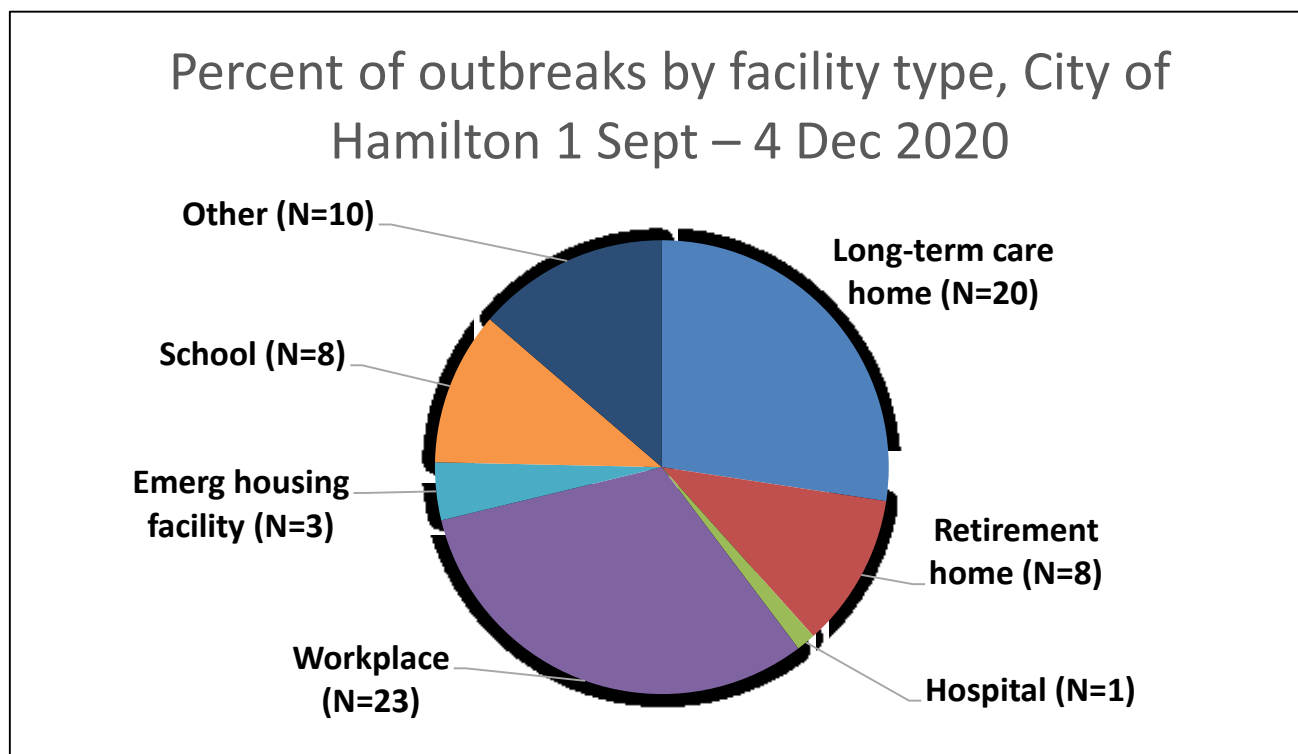


Key Messages

- During Sept 1 – Dec 4, 2020 the highest percentage of cases occurred in the 20-29 year age group
- In Nov/Dec 2020, there has been a rise in the 80+ year age group

2. Outbreak activity

Outbreaks (Sept 1 – Dec 4, 2020)



Key Messages

- Most outbreaks have been in long-term care homes or workplaces
- Several notably large outbreaks

Outbreaks (Sept 1 – Dec 4, 2020)

Facility type	Total cases	Staff cases	Resident/ patient cases	Visitor/other cases
Long-term care home	359	146	211	2
Retirement home	36	11	22	3
Workplace	86	86	0	0
Hospital	7	7	0	0
Emergency housing facility	4	3	1	0
School	24	17	7	0
Other	83	16	67	0
Total	599	286	308	5

Key Messages

- There have been a total of 599 outbreak-associated cases of COVID-19
- The total number of resident/patient cases is greater than staff cases

Further Restrictions to Decrease Local COVID-19 Transmission

- Reducing capacity and limits at shopping malls and retail establishments
- Active screening at workplaces, shopping malls and retail businesses
- Posting capacity limits based on physical distancing requirements
- Appointing a manager to develop, implement and actively monitor a Safety Plan in workplaces, shopping malls and retail businesses



CONTROL
(Stringent Measures)

Hamilton COVID-19 Response Table Updates

- Continuing to work with Chamber of Commerce and broader business community to support compliance with Provincial Response Framework and IPAC measures
- Launched Remote Patient Monitoring and COVID Care@Home to provide care for mild/moderate COVID-19 cases
- Ongoing support to congregate settings, including education, prevention and support for those in outbreak
- Hiring dedicated Hamilton COVID-19 Regional Table (HCRT) Communications Officer to increase awareness and support unified messaging across all partner organizations

COVID-19 Vaccination Plan

- Planning underway in Hamilton
- Being done in collaboration with family medicine and hospital partners
- Anticipate a limited supply of vaccine in Q1 2021 and further supply throughout 2021 into 2022
- Expect prioritization of vaccine recipients based on Federal & Provincial guidance

Unintended Consequences of COVID-19

- Continue to monitor unintended consequences of COVID-19, particularly in vulnerable populations

Examples

- Food insecurity
 - Increased substance use
 - Negative mental health impacts
 - Negative impacts of delayed healthcare
 - Negative Impact of isolation on infant socialization
- Working with health sector & community partners to develop actions to address/mitigate unintended consequences

Unintended Consequences of COVID-19

School Immunization Catch-Up Clinics

- Due to COVID-19 related school closures in Spring 2020, several students missed vaccine doses
- Catch-up clinics began in November and will continue into February 2021
- To date, approximately 600 students have attended catch-up clinics and 1300 vaccine doses have been administered
- Infection Prevention and Control (IPAC) measures are in place to ensure a safe space for students and staff

Unintended Consequences of COVID-19

Mental Health of School-Aged Children

- Working with school board partners to support mental health of school-aged children
- Recognizing COVID-19 is a communal trauma, using a trauma-informed approach
- Restarted previously planned programming schools
- Implemented rapid response framework to support mental health in schools experiencing COVID-19 outbreaks
- Adapting programs for virtual delivery

Staffing & Recruitment Update

Overall

- 244 Public Health Services staff and 5 City staff supporting COVID-19 response
- Demands on staff continue to be significant

Recruitment

- 99% of the 75 FTE approved to hire +23 school nurses have been recruited

Additional Support from Ministry of Health

- 3 Contact Tracing teams (12 staff each)
- Recruitment in progress for another Case Management team (~ 16 staff)



QUESTIONS?