

HAMILTON POLICE SERVICE

DEFUND REPORT



Together. Stronger. Safer

POLICING OUR COMMUNITY



Authorized Strength

856 Sworn
250 Civilian Positions
24 Cadets
51 Special Constables



Population 536,917



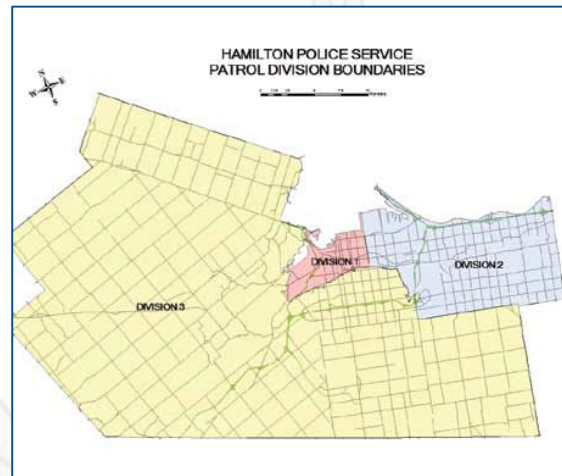
Youth Population 105,755



Households 211,595



Area 112,710 hectares 1,113 km²



STRATEGIC PLANNING

Strategic directions were developed in consultation with internal and external stakeholders.



OVER
2700
RESPONSES
to a community survey

Top Five Priorities for Policing

-  **1** Property Crime
-  **2** Violent Crime
-  **3** Drug Control/Enforcement
-  **4** Guns & Gangs
-  **5** Traffic Safety/ Enforcement

2020 STRATEGIC DIRECTIONS



COMMUNITY SAFETY



ENGAGEMENT & PARTNERSHIPS



PEOPLE & PERFORMANCE

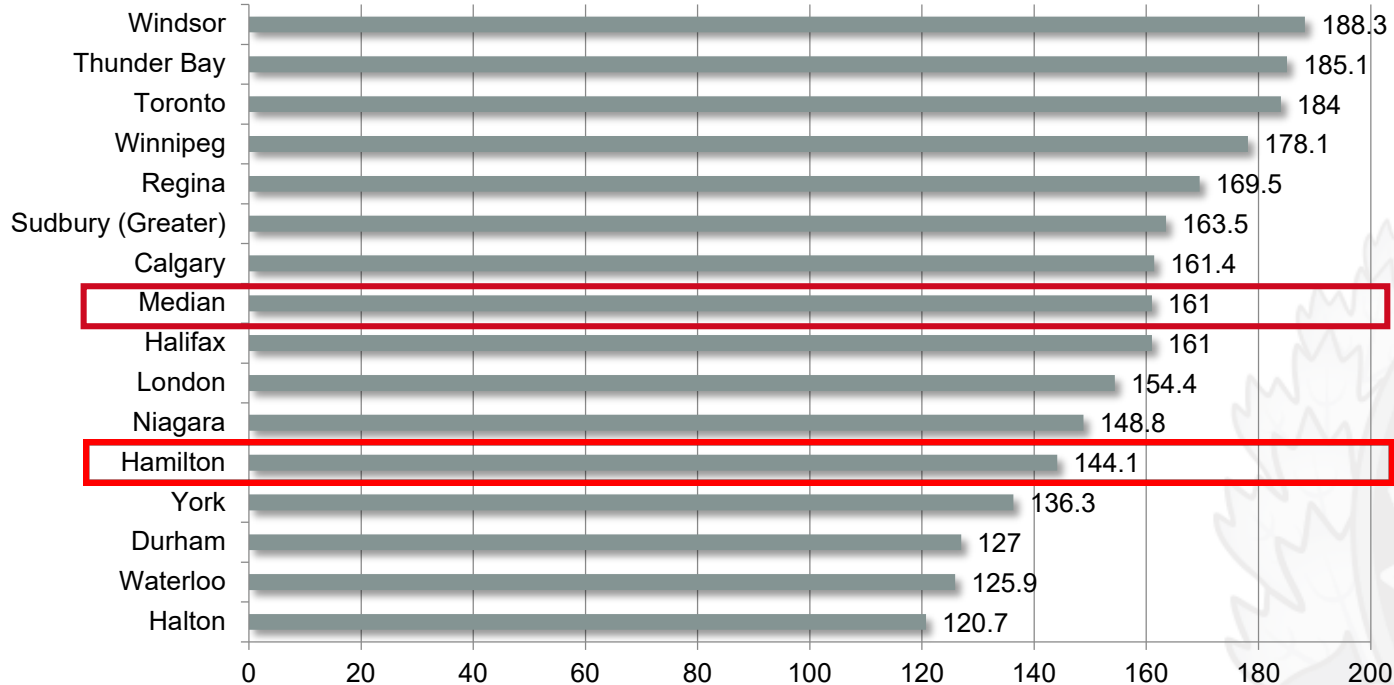


TECHNOLOGY & ASSET MANAGEMENT



BENCHMARKING

Officers per 100,000 Population

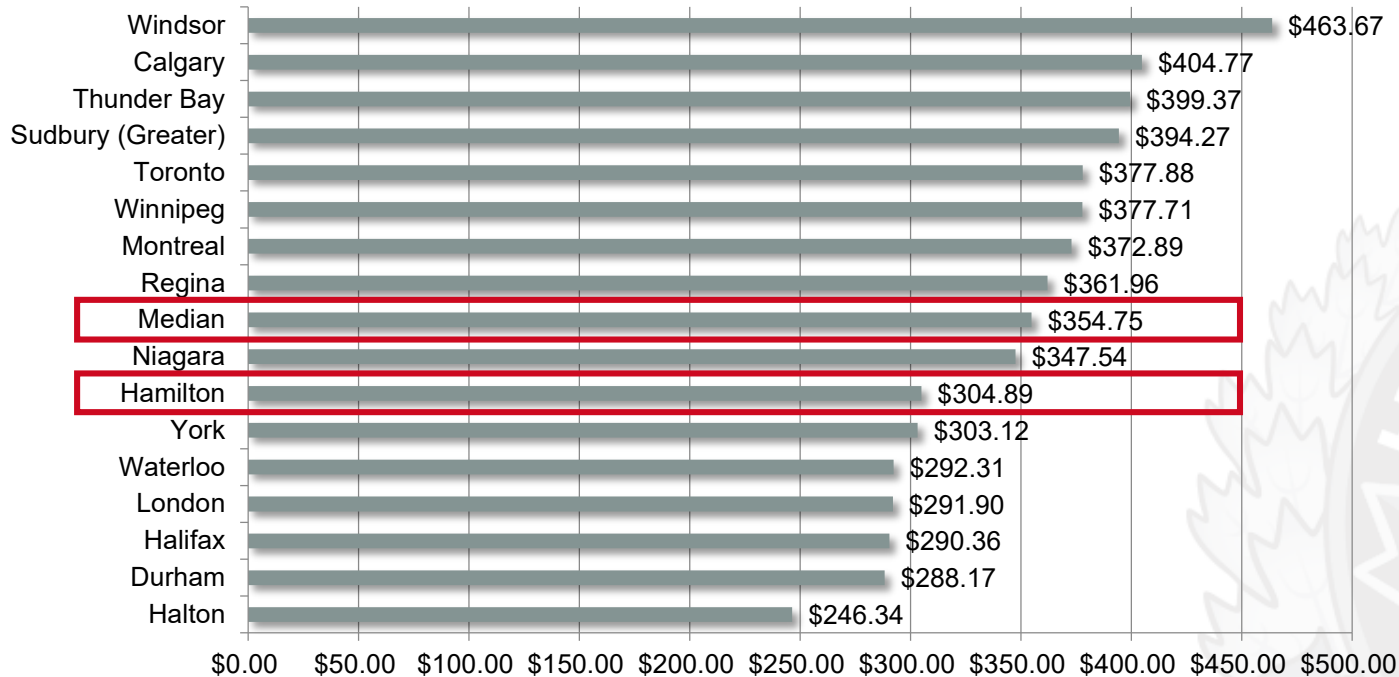


Source: MBNC (Municipal Benchmarking Network Canada) Table PLCE220



BENCHMARKING

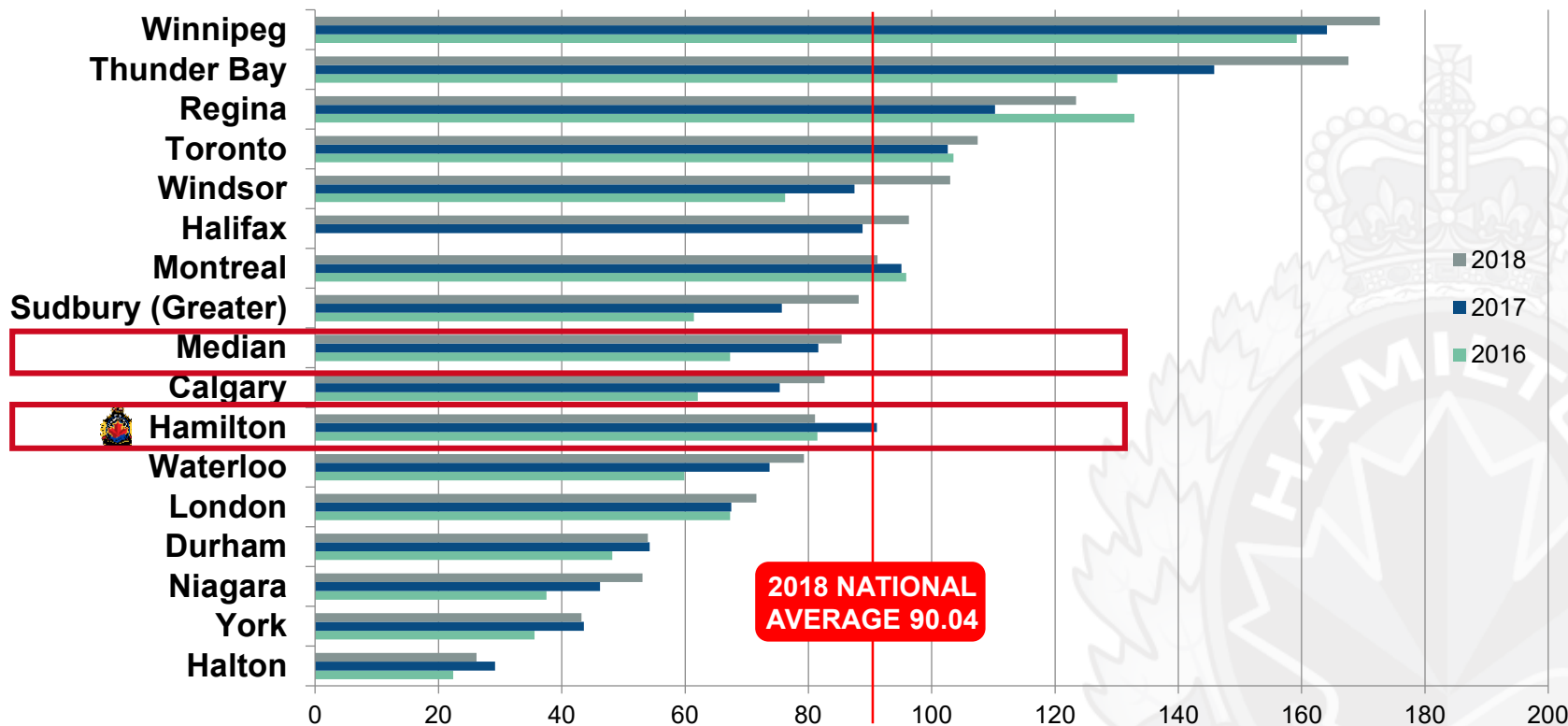
Cost of Police Service per Capita



Source: MBNC (Municipal Benchmarking Network Canada) Table PLCE227



VIOLENT CRIME SEVERITY INDEX 2018



CALLS FOR SERVICE



Total Calls for Service (2019)

388,238



2.3%

INCREASE 2016-2019

8,744 MORE CALLS



204,949

911 Calls Received



5.2%

INCREASE 2016-2019

10,165 MORE CALLS



183,289

Non Emergency Calls Received



0.8%

DECREASE 2016-2019

1,421 LESS CALLS

RESPONSE TIMES



Priority
0

**HIGHEST
PRIORITY**

- Immediate Response Required



Response
Time:

00:00:48

Priority
1

**IN PROGRESS
EVENTS**

- Domestic
- Suicide / Person in Crisis
- Disturbance on Premise




00:03:18

Priority
2

**JUST
OCCURED
EVENTS**

- Suspicious Activity
- Driving Complaints
- Disturbance on Premise



00:16:54

Priority
3

**REPORT
EVENTS**

- Trespassing
- Residence / Compassion
- Disorderly




02:17:18

Priority
4

**REPORT
EVENTS**

- Noise Complaints
- Break and Enter Report
- Neighbour Trouble



03:17:42

MOST FREQUENT CALL TYPES



Domestic



Motor Vehicle
Collisions



Suspicious Activity

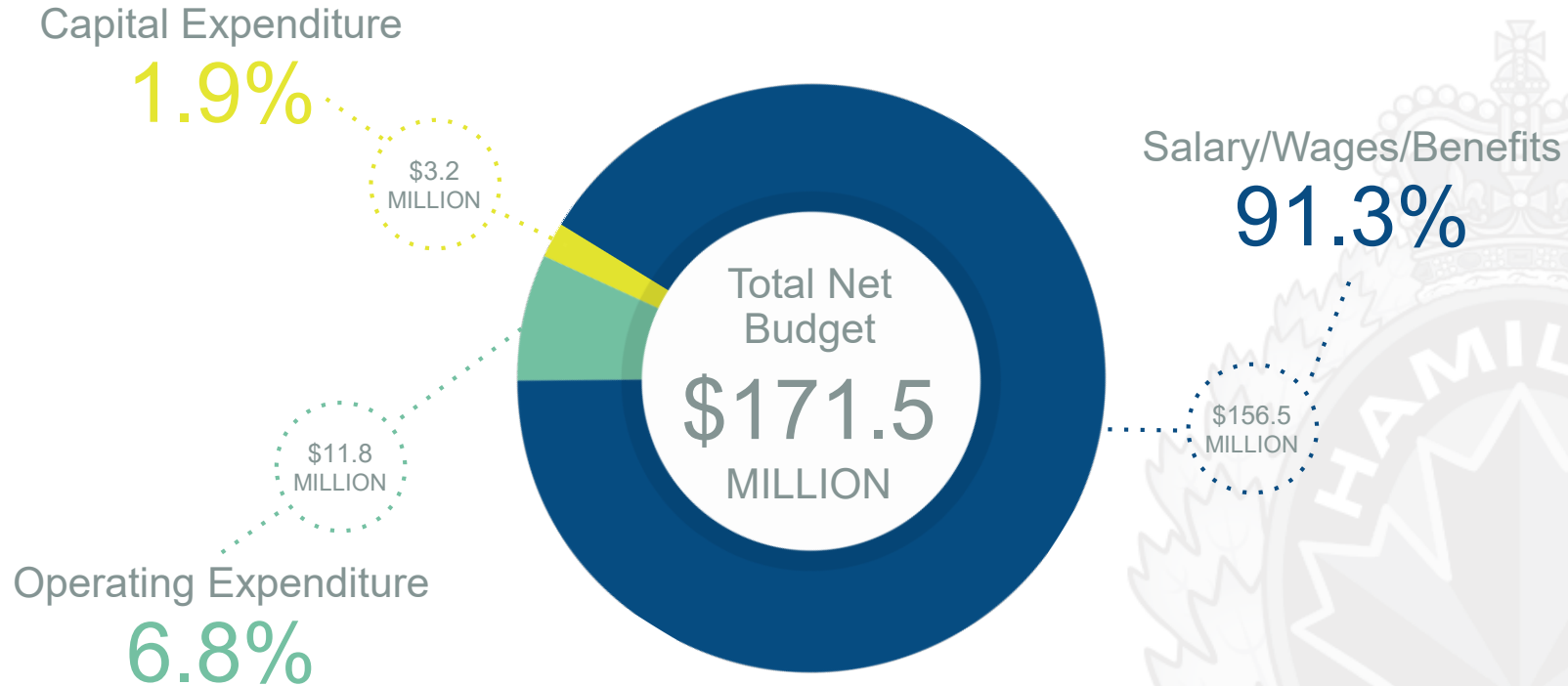


Ambulance
Assist

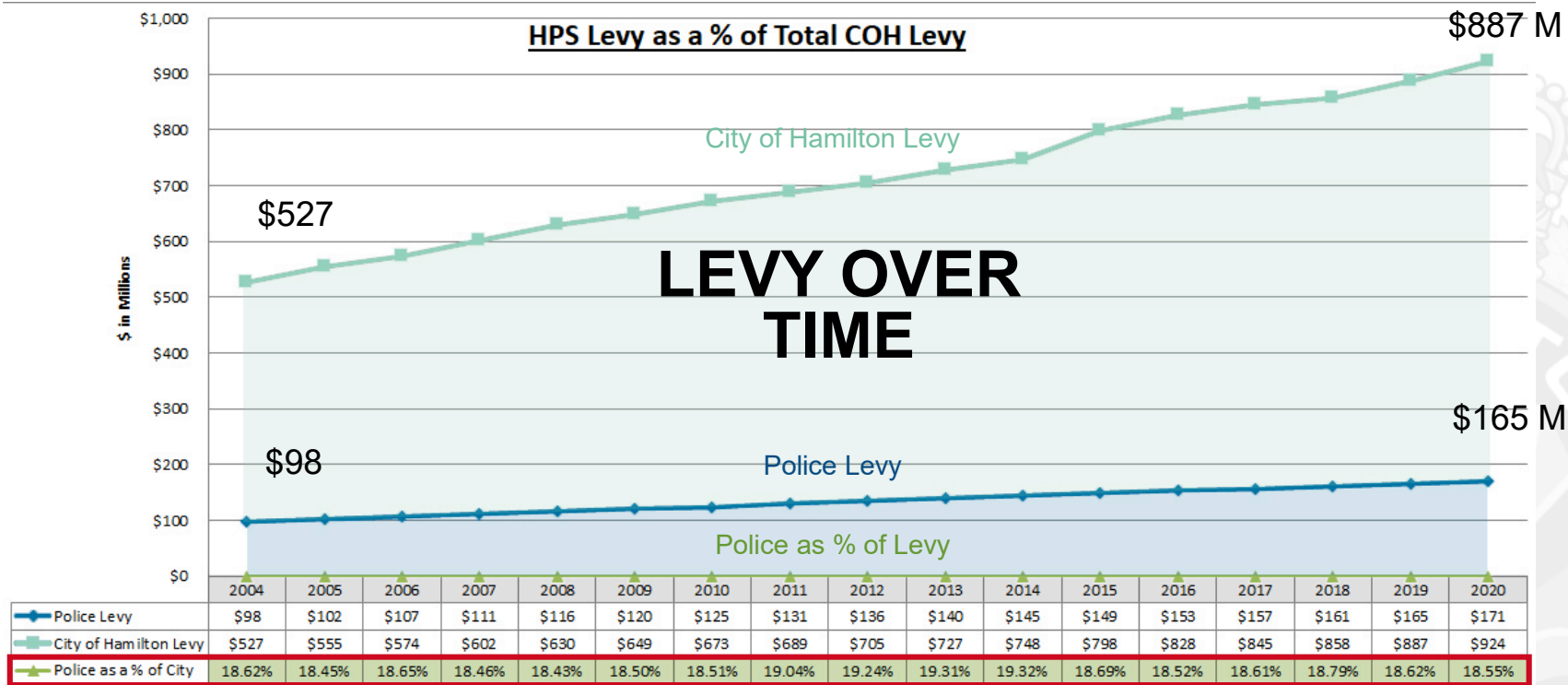


Trespassing

2020 BUDGET



HPS LEVY AS % OF TOTAL COH LEVY



MANDATED SERVICES UNDER PSA



Crime Prevention



Victim Assistance



Law Enforcement



Public Order
Maintenance



Emergency
Response
Services

IMPACT OF 20% REDUCTION



=



\$34.3
MILLION

279
MEMBERS

IMPACT OF 20% REDUCTION

-51

Division 1

- Frontline patrol (35)
- Traffic safety
- Senior and vulnerable person support
- Youth and adult offender management
- Property crime
- Crime analysis

-51

Division 2

- Frontline patrol (35)
- Traffic safety
- Senior and vulnerable person support
- Youth and adult offender management
- Property crime
- Crime analysis

-53

Division 3

- Frontline patrol (37)
- Traffic safety
- Senior and vulnerable person support
- Youth and adult offender management
- Property crime
- Crime analysis

-279
MEMBERS

-29

Support

- Traffic safety and management
- Case preparation
- Community special event support
- Crown liaison
 - victim safety
 - offender management

-60

Community Mobilization

- Street outreach
- Mental health response and support
- Community engagement
- Bike, foot and mounted patrol
- Community relations
- Victim services
- Bail compliance

-35

Investigative Services

Reduction in specialized investigators:

- Major crime
- Forensics
- Technology crime
- Child exploitation
- Sex assault
- Major fraud
- Intelligence
- Drug enforcement
- Robberies
- Human trafficking

IMPACT OF 20% REDUCTION

Any staffing reductions would have a **significant impact on public safety** as increased workload and responsibilities would be shifted to a reduced frontline patrol.

This would also result in:



Increased
Response
Time



Decreased
Visibility in the
Community



Decrease
in Self-Initiated
Policing



Decrease
in Service
Delivery