




2020



HAMILTON POLICE SERVICE YOUTH SERVICES ANNUAL REPORT

SUBMITTED BY
Sergeant Jason Tadeson
Community Mobilization Unit



Appendix “A”

Table of Contents

Executive Summary.....	2-9
Overall Total Youth Involved in Crime.....	10
Total Number of Youth Charged/Not Charged.....	10
Total Youth Involved in Violent Crime.....	11
Total Youth Involved in Property Crime.....	11
Total Youth Involved in Drug Offences.....	12
Youth Crime by Offence.....	13
Strategic Targeted Offender Program.....	13
Intervention Programs.....	14
Hamilton Youth Drug Diversion Program.....	14
Youth in Crisis.....	15
Conclusion.....	16

EXECUTIVE SUMMARY

The total number of Youth (ages 12-17) involved in crime in the City of Hamilton for 2020 has decreased since 2019. Nationally, the number of youth involved in crime has steadily decreased since 2009¹ and Hamilton has mirrored this trend. In 2020, 907² youths were involved in crime, compared to 1,089 in 2019. This represents an overall decrease of 16.7% youth involved with crime whereas the national decrease is 4%³.

The demographics of youth between the ages of 12 and 17 continue to decrease, albeit slightly; 0.81% less than 2019. In 2020, there were 34,114 youths in the City of Hamilton between the ages of 12 and 17 with 16,839 females⁴ and 17,275 males⁴.

In keeping with the principles of the Youth Criminal Justice Act - “Extrajudicial Measures” are often the most appropriate and effective way to address youth crime⁵. (No Further Action, Warning, Police Caution or Diversion).

Violent Crimes decreased by 22.7%. In 2019 – 445 youths were involved in violent crimes versus 344 in 2020. Of the 344 involved youth, 142 were charged with a violent crime and 58.7% received an extrajudicial measure.

Property Crimes decreased by 36.2%. In 2019 - 370 youth were involved in property crime versus 236 in 2020. Of the 236 involved youth, 62 were charged with a property crime and 73.7% received an extrajudicial measure.

Drug Offences decreased by 50.5%. In 2020 - 45 youths were involved in drug offences versus 91 youths in 2019.

- 46.6% or 21 of the 45 youth were charged under the Controlled Drug Substance Act with 3 youth extrajudicial measures.
- 2.2% or 1 of the 45 youth were charged under the Federal Cannabis Control Act, 2017 (more than 5 grams) with zero youth extrajudicial measures.
- 44.4% or 20 of the 45 youth were charged under the Provincial Cannabis Control Act, 2017 (less than 5 grams) and received the following Provincial Offence Notices:
 - Person under 19 years – possess cannabis 10(1) = 19
 - Person under 19 years – purchase cannabis 10(1) = 1

Of the 907 total youth involved in crime, 4.9% were drug related offences resulting in 42 charges and 6.6% extrajudicial measures.

The Hamilton Police Service continued developing innovative and strategic approaches to assist our youth in partnership with our community relating to safety, engagement, education and consultation to decrease youth crime and violent crimes, wherever possible. The Hamilton Police continued with intelligence led policing initiatives such as the Strategic Targeted Offender Program (S.T.O.P.), school drug and safety sweeps. The statistics captured in this report substantiate the Community Service, School Liaison and Divisional Youth Officers positive and proactive roles within our service and our communities.

¹ Police-reported crime statistics in Canada, October 29, 2020, Statistics Canada

² H.P.S. Niche data effective January 28, 2021

³ Police-reported crime statistics in Canada, October 29, 2020, Statistics Canada

⁴ Hamilton Police Service Planning and Research

⁵ Youth Criminal Justice Act, s. 4(a)

2020 STRATEGIC APPROACH TO YOUTH CRIME

This report will highlight youth crime trends for 2020 and the Strategic Approach as adopted by the Hamilton Police Service 2019 – 2021 Business Plan:

COMMUNITY SAFETY



OBJECTIVE: To ensure the safety of the communities we serve

PRIORITIES: *Crime trends, public safety, communication, harm reduction*

ENGAGEMENT & PARTNERSHIPS



OBJECTIVE: To foster effective relationships with all of our communities

PRIORITIES: *Community participation, volunteers, information sharing*

PEOPLE & PERFORMANCE



OBJECTIVE: To increase professional development, leadership and training opportunities

PRIORITIES: *Training, leadership, member communication*

Youth Crime by Division

The City of Hamilton is divided into three policing divisions. Division One is comprised of the downtown inner city area, Division Two is comprised of the city's east end, Stoney Creek and Stoney Creek Mountain and Division Three is comprised of the Mountain, Ancaster, Dundas, Waterdown and outlying areas. The City of Hamilton's population is approximately 536,930⁶. Division One contains 104,655 people (19% of the overall population), Division Two contains 171,495 people (32% of the total population) and Division Three contains 260,780 people (49% of the total population).

Youth Crime by Division 2020

	Males Charged	Females Charged	Not Charged	Totals
Division 1	110	36	116	262
Division 2	61	40	175	276
Division 3	98	21	250	369
Totals	269	97	541	907

Youth Crime by Division %Youth Involved vs % Divisional Population

	%Youth Involved in Crime	%Population
Division 1	28.9%	19%
Division 2	30.4%	32%
Division 3	40.7%	49%

⁶ City of Hamilton web-site, February 2017

2020 STRATEGIC APPROACH TO YOUTH CRIME

The Hamilton Police Service through the Youth Services Coordinator, Community Service, School Liaison and Divisional Youth Officers continued working in partnership with Front Line Officers, the Crime Prevention Unit and Investigative Services addressing youth crime, prevention and intervention initiatives. The Divisional Youth and School Liaison Officers are responsible for the coordination and implementation of the Strategic Targeted Offender Program (S.T.O.P.), the Extrajudicial Measures Diversion Program and the Hamilton Youth Drug Diversion program that incorporated drug and safety sweeps.

Community Service and School Liaison Officer

The Community Service Officer (C.S.O.) assist all students attending Elementary Schools from Junior Kindergarten children up to grade 6 students.

The School Liaison Officer (S.L.O.) assist students attending grades 7 and 8 and Secondary Schools.

The Community Service and School Liaison Officers participated with school presentations, school visits, meetings, investigations, Informal/Formal Restorative Measures, School Lockdown Drills and seconded to patrol duties.

The Community Service and School Liaison Officers provided presentations on subjects including personal safety, social media, human trafficking, internet safety, bullying, vaping and cyber-bullying.

On June 22, 2020, the Hamilton Wentworth District School Board (H.W.D.S.B.) Trustees voted to terminate the Community Service and School Liaison program within all H.W.D.S.B. schools and their related outreach programs.

The following tables are pre, post and overall 2020 summary of the Hamilton Police Service relating to the program termination and officer duties in responding to calls for service, school visits, youth related matters, victims of crime, community concerns, safety issues, emerging crime trends and crime prevention.



Community Service and School Liaison Officers

January 2020 – June 2020 – Pre H.W.D.S.B. Program Termination

All City of Hamilton Schools	Division 1	Division 2	Division 3	Totals
Number of Schools	30	52	109	191
Community Service Officers Elementary Schools	1 19	1 45	3 88	5 152
School Liaison Officers Secondary Schools	2 11	2 7	2 21	6 39
Divisional Youth Officers	Officers above	2	1	3
Presentations	19	32	50	101
School Visits	163	172	229	564
Meetings	12	28	23	63
Investigations	65	80	59	204
Informal Restorative Justice	10	0	10	20
Formal Restorative Justice	2	0	0	2
School Lockdown Drills	12	9	12	33
Days Seconded to Patrol/Other Duties	198	178	237	613

Youth calls for service Vs. School related occurrences

January 2020 – June 2020 – Pre H.W.D.S.B. Program Termination

Of the 224 serious violation youth calls for service, 47 or 21% were school related in all three divisions.

Youth Occurrence	Youth Calls for Service	School Related	Div. 1	Div.2	Div. 3
Assaults (Level 1, Aggravated, Weapons)	117	33 (28%)	8	11	14
Homicide (Murder, Manslaughter)	0	0 (0%)	0	0	0
Possession of Weapons	10	2 (20%)	0	1	1
Uttering Threats / Harassment Harassing Communications	29	7 (24%)	1	2	4
Robbery	26	2 (15%)	2	0	0
Mischief	30	2 (7%)	0	0	2
Theft Under	12	1 (8%)	0	0	1
Total	224	47 (21%)	11	14	22

Community Service and School Liaison Officer

September 2020 – December 2020 - Post H.W.D.S.B. Program Termination

The following table reflects the Community Service and School Liaison Officers continued participation with the Hamilton Wentworth Catholic School Board, French Public, French Catholic and Private Schools within the City of Hamilton.

Post H.W.D.S.B. Program Termination	Division 1	Division 2	Division 3	Totals
Number of Schools	14	20	52	86
Community Service Officers	1	1	3	5
Elementary Schools	7	18	39	64
School Liaison Officers	2	2	2	6
Secondary Schools	7	2	13	22
Divisional Youth Officers	Officers above	2	1	3
Presentations	3	11	60	74
School Visits	36	22	247	305
Meetings	6	17	4	27
Investigations	82	83	29	194
Informal Restorative Justice	2	0	0	2
Formal Restorative Justice	0	0	0	0
School Lockdown Drills	0	0	8	8
Days Seconded to Patrol/Other Duties	43.5	25	18	86.5

Youth calls for service Vs. School related occurrences

September 2020 – December 2020 - Post H.W.D.S.B. Program Termination

Of the 105 serious violation youth calls for service, 27 or 26% were school related in all three divisions.

Youth Occurrence	Youth Calls for Service	School Related	Div. 1	Div.2	Div. 3
Assaults (Level 1, Aggravated, Weapons)	45	12 (27%)	4	3	5
Homicide (Murder, Manslaughter)	0	0 (0%)	0	0	0
Possession of Weapons	1	1 (100%)	0	0	1
Uttering Threats / Harassment Harassing Communications	15	6 (40%)	0	3	3
Robbery	12	2 (17%)	0	1	1
Mischief	26	6 (23%)	0	1	5
Theft Under	6	0 (0%)	0	0	0
Total	105	27 (26%)	4	8	15

Community Service and School Liaison Officer

January 2020 – December 2020 – All City of Hamilton Schools

The Community Service and School Liaison Officers continued to foster meaningful relationships, initiatives and programs with our youth and their communities.

All City of Hamilton Schools	Division 1	Division 2	Division 3	Total 2019 / 2020
Number of Schools	30	52	109	191
Community Service Officers Elementary Schools	1 19	1 45	3 88	5 152
School Liaison Officers Secondary Schools	2 11	2 7	2 21	6 39
Divisional Youth Officers	Officers above	2	1	3
Presentations	22	43	110	455 / 175
School Visits	199	194	476	2, 496 / 869
Meetings	18	45	27	515 / 90
Investigations	147	163	88	838 / 398
Informal Restorative Justice	12	0	10	87 / 22
Formal Restorative Justice	2	0	0	9 / 2
School Lockdown Drills	12	9	20	198 / 41
Days Seconded to Patrol/Other Duties	241.5	203	255	103.5 / 699.5

Youth calls for service Vs. School related occurrences

January 2020 – December 2020 – All City of Hamilton Schools

In 2020, there was 379 serious violation youth calls, 78 or 21.0% were school related compared to 2019 with 559 serious violation youth calls, 190 or 34% that were school related.

Youth Occurrence	Youth Calls for Service	School Related	Div. 1	Div.2	Div. 3
Assaults (Level 1, Aggravated, Weapons)	183	49 (27%)	12	14	23
Homicide (Murder, Manslaughter)	2	0 (0%)	0	0	0
Possession of Weapons	11	3 (27%)	0	1	2
Uttering Threats / Harassment Harassing Communications	53	13 (25%)	1	5	7
Robbery	43	4 (9%)	2	1	1
Mischief	68	8 (12%)	0	1	7
Theft Under	19	1 (5%)	0	0	1
Total	379	78 (21%)	15	22	41

Youth Service Coordinator

The Hamilton Police Service, through the office of the Youth Service Coordinator, collaborates and partners with various community agencies, stakeholders and organizations augmenting our vision to be a trusted partner in delivering public safety.

- ✓ Violent Threat Risk Assessment (V.T.R.A.) Protocol Intervention Committee;
- ✓ Youth with Complex Suicidal Needs (Y.C.S.N.) Protocol Intervention Committee;
- ✓ The Hamilton Drug Strategy Prevention Committee;
- ✓ The John Howard Society;
- ✓ The Active Sustainable Safe Transportation Routes Committee (A.S.S.T.);
- ✓ The Ontario School Safety Education Officers Community Committee (O.S.S.E.O.C.);
- ✓ The Committee of Youth Officers for the Province of Ontario (C.O.Y.O.);
- ✓ The Chief's Student Advisory Board Committee;
- ✓ The School Board Liaison Committee;
- ✓ The Youth Justice Committee;
- ✓ The Street Youth Collaborative Front Line Advisory Committee (F.L.A.C.);
- ✓ The Greater Toronto Area Extrajudicial Measures Committee;
- ✓ The Fetal Alcohol Spectrum Disorder Network;
- ✓ The Age of Protection Committee;
- ✓ The Probation and Parole Youth Officers Committee;
- ✓ The Y.M.C.A. - Newcomers Orientation Week (N.O.W.);
- ✓ The Youth Engagement Series (Y.E.S.) Program;
- ✓ F.A.S.D. Youth Justice Advisory Committee.

The Youth Services Coordinator Presented

The Youth Service Coordinator provided "Road to Mental Readiness – The Working Mind" training with:

- ✓ 20 Police Cadets, 16 Special Constables and 2 Civilians = 38 members.

The Youth Service Coordinator provided consultations and/or presentations regarding the Strategic Approach to Youth Crime, Youth in Crisis, Extrajudicial Measures and Diversions centered on the 2019 Hamilton Police Service Youth Annual Report with:

- ✓ Hamilton Police Service Youth Officers (D.Y.O., S.L.O. and C.S.O) = 13 Officers
- ✓ Mohawk College Third Year Advanced Police Studies (A.P.S.) = 26 Students
- ✓ The Street Youth Collaborative Front Line Advisory Committee (F.L.A.C.) = 22 Community Members
- ✓ Hamilton Youth Probation = 12 Probation Officers
- ✓ The Youth Justice Committee – Crown Prosecutor, Youth Court Workers and Probation = 5 Members

The Youth Service Coordinator consulted and/or presented School Lockdown

The purpose of the consultations and/or presentations is to convey awareness and education amongst our community partners and newly hired personnel in relation to "Immediate Rapid Deployment" (I.R.D.) encompassing historical events, which has guided current policing principles and fundamentals. The consultations and/or presentations provided a summary of all roles and duties in relation to Immediate Rapid Deployment occurrences.

Youth Service Coordinator presented to Media and Community

- The Hamilton Spectator – "Students say schools don't need police" – Published Friday, June 12, 2020
- "Community Service and School Liaison Officers" presentation to the Hamilton Police Services Board (Broadcasted) – Thursday, October 15, 2020.

Cram a Cruiser

Traditionally, the Youth Service Coordinator assisted with organizing, and facilitating the CRAM-A-CRUISER event in partnership with Hamilton Food Share and our Hamilton School Boards, however, due to the 2020 COVID Pandemic, the CRAM-A-CRUISER event was placed on hold.

Although the program was placed on hold, a proposal was submitted through the Youth Coordinators office to the Hamilton Police Services “Project Concern” requesting a monetary donation to support the event.

“Project Concern” approved the proposal and a monetary donation of \$5,000.00 was granted in support of the “CRAM-A-CRUISER” event.

In December 2020, through the Youth Coordinators office, “Project Concern” approved a monetary donation of \$10,000.00 in partnership with Hamilton Food Share to support children, youth and our community during the holiday season.

Through the Hamilton Food Share, every \$1.00 donated raises \$5.00 worth of food within our community.

Violence Threat Risk Assessment (V.T.R.A.)

As per the “Violence Threat Risk Assessment” (V.T.R.A.) protocol, all Hamilton School Boards, the Hamilton Police Service and our community stakeholders are committed to the safety of all students, visitors and staff. As a result, the Hamilton School Boards will take appropriate action with any student(s) behaviours that are deemed to pose a potential risk to other students, staff and members of our community. Measures from the school boards and community partners will assist anticipated early intervention support in the prevention of school violence. The Hamilton Police Service participated in Violence Threat Risk Assessments (V.T.R.A.) collaborations throughout 2020.

Youth with Complex Suicide Needs (Y.C.S.N.)

The “Youth with Complex Suicidal Needs” (Y.C.S.N.) protocol is to develop a comprehensive and coordinated approach to care for children and youth who have been identified as being at high-risk for suicide and have complex presentations and/or for whom community stakeholders struggle to ensure safety. The goal of the protocol is to keep children and youth from completing suicide by allowing community partners to trigger an imminent decision-making process to develop a coordinated care plan across all organizations. The Youth Services Coordinator participated in Youth with Complex Suicide Needs (Y.C.S.N.) collaborations throughout 2020.

Youth Engagement Series – Y.E.S. Program

In partnership with the Hamilton YMCA and the City of Hamilton Youth Annex program, the Hamilton Police Service created a new youth-focused engagement program to inform and empower at-risk youth aged 12 years – 18 years who experience difficulties finding their place within their community.

Through the program, youth will attend engagement sessions receiving presentations and workshops regarding Human Trafficking, Guns/Gangs, Vice/Drugs, Fraud and Social Media.

Through the Hamilton Police Service application, the *Community Safety and Policing (CSP) Grant* approved \$147,800.00 for the program. These funds are to coordinate the operation and provide additional supports among the Hamilton Community such as hiring an additional YMCA anti-human trafficking youth in-transition worker and a part-time YMCA youth court support worker.

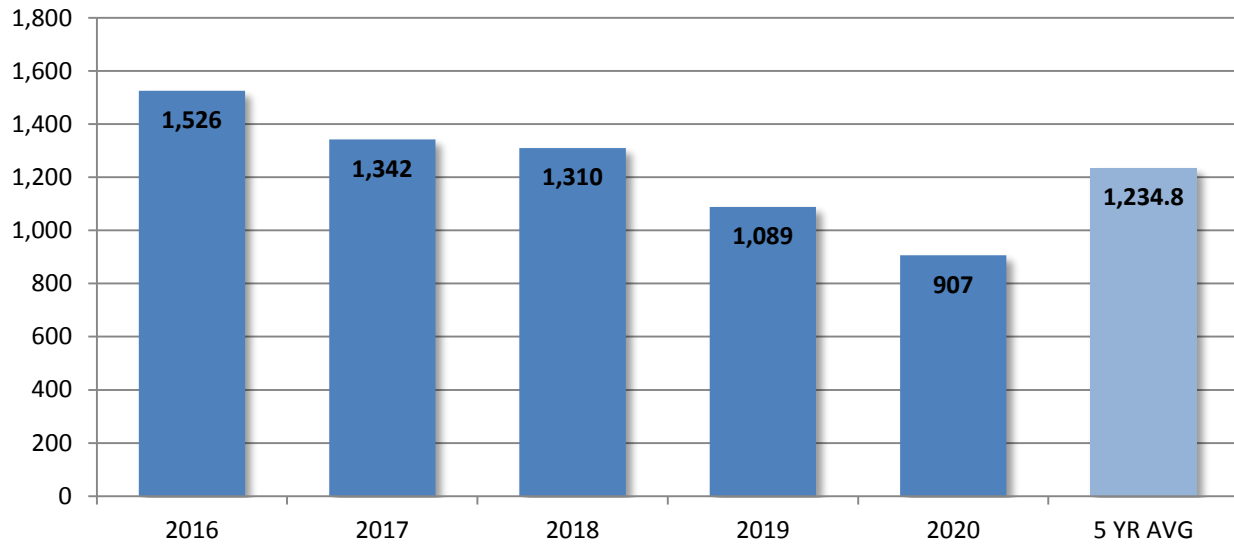
Through awareness, prevention and intervention strategies, the program supports youth to re-engage within their communities and educational programs.

Total Youth Involved in Crime

Overall, youth involved in crime decreased from 1,089 in 2019 to 907 in 2020, a decrease of 16.7% compared to the national decrease of 4%⁷.

Total Youth Involved In Crime

2016 - 2020 (Ages 12 - 17)



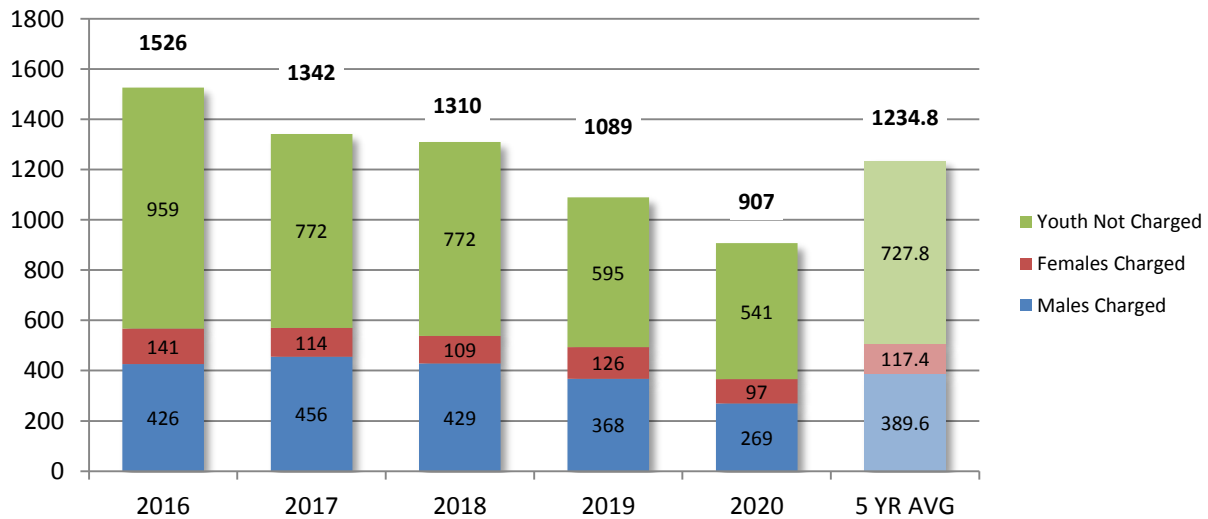
Total Number of Youth Charged and Not Charged

In 2020 – 907 youth were involved in crime with 366 charged, (97 females and 269 males). The remaining 541 or 59.6% received an extrajudicial measure (No Further Action, Warning, Police Caution or Diversion).

In 2019 - 1,089 youth were involved in crime with 494 charged (126 females and 368 males). The remaining 595 or 54.6% received an extrajudicial measure.

Total Youth Charged and Not Charged

2016 - 2020 (Ages 12 - 17)



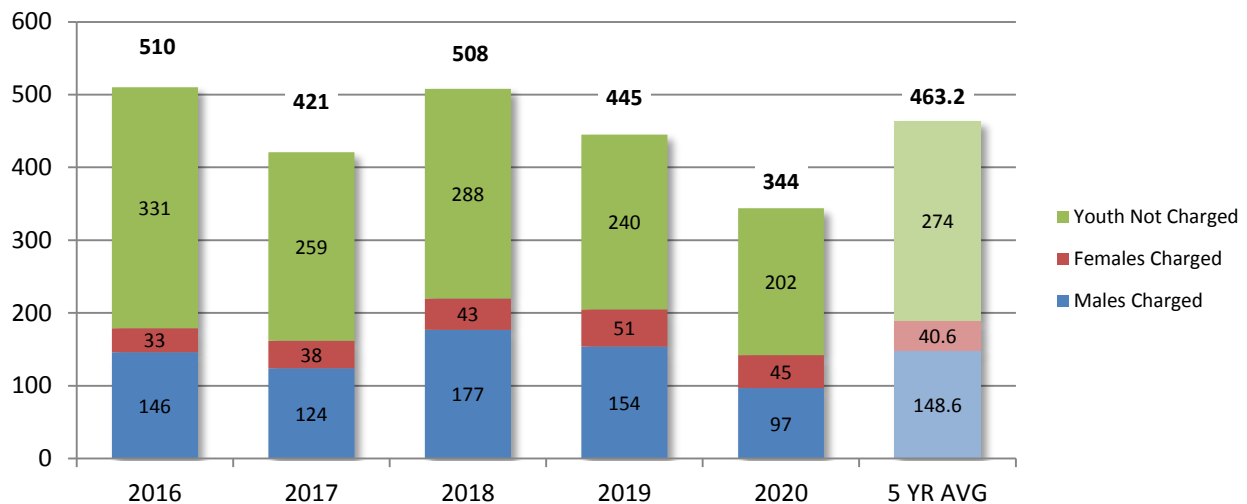
⁷ Police-reported crime statistics in Canada, October 29, 2020, Statistics Canada

Total Youth Involved in Violent Crime

In comparison to 2019, the 2020 Hamilton data identified a decrease in violent crime by 22.7%. In 2019 – 445 youths were involved in violent crimes with 205 youth charged and 53.9% receiving an extrajudicial measure.

In 2020 - 344 youths were involved in violent crime with 142 charged (45 females and 97 males). The remaining 202 or 58.7% received an extrajudicial measure.

Youth Involvement In Violent Crime 2016 - 2020 (Ages 12 - 17)

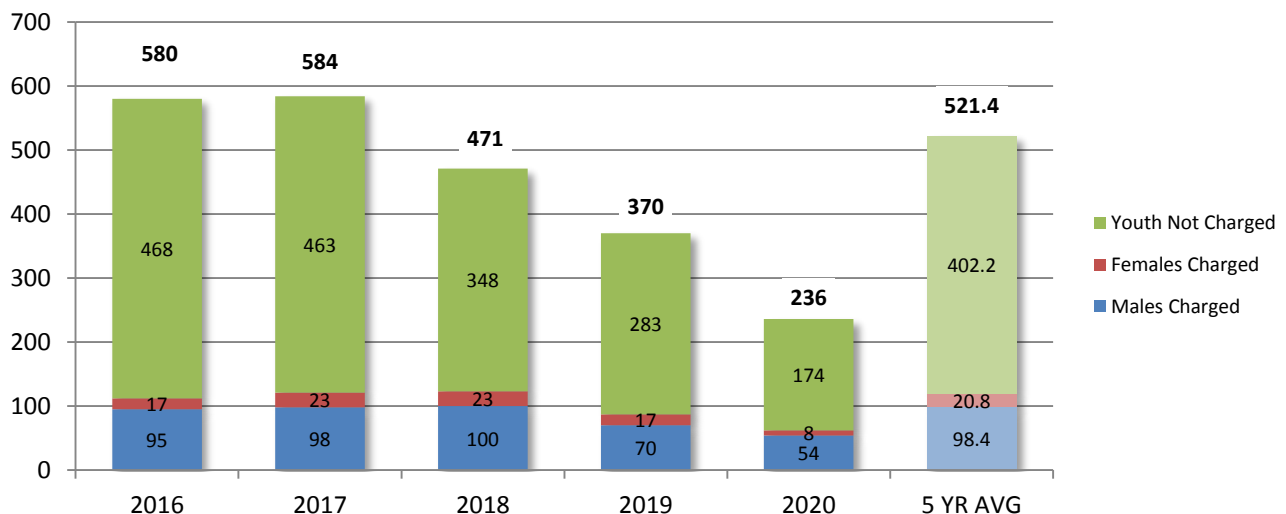


Total Youth Involved in Property Crime

Youth involved in property crime decreased by 36.2%, from 370 in 2019 to 236 in 2020. Of the 236 involved youth, 62 charged (8 females and 54 males) and the remaining 174 or 73.7% received an extrajudicial measure.

In 2020, the three most frequent youth property offences were Mischief (70), Shoplifting (43) and Break and Enter (41).

Youth Involvement In Property Crime 2016 - 2020 (Ages 12 - 17)



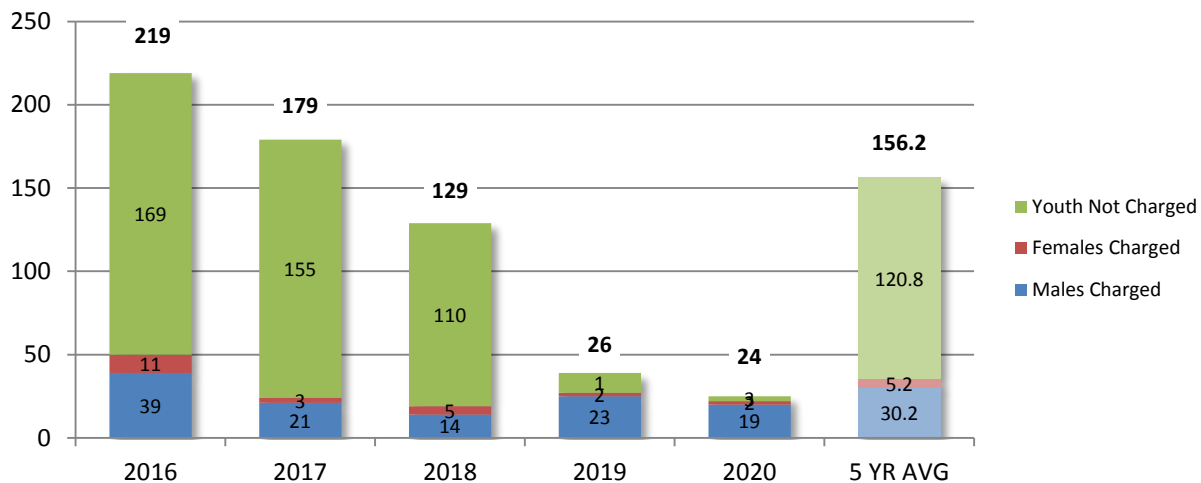
Total Youth Involved in Drug Offences

In 2020, 45 youths were involved in overall drug offences. This is a decrease of 50.5% when compared to 91 youths in 2019.

Controlled Drug Substance Act (C.D.S.A.)

- 46.6% or 21 of the 45 youth charged (2 females and 19 males) under the **C.D.S.A.** with 3 youth extrajudicial measures.

Youth Involvement In Drug Offences 2016 - 2020 (Ages 12 - 17)



Federal Cannabis Control Act, 2017

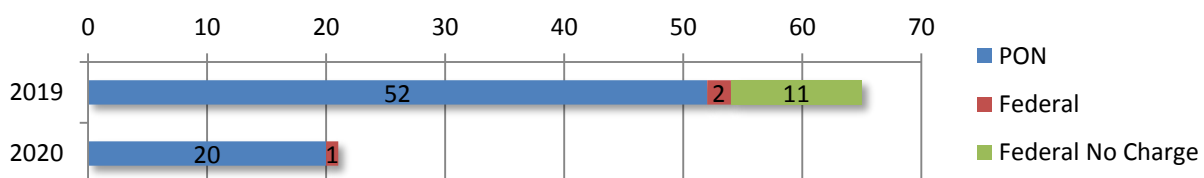
- 2.2% or 1 male of the 45 youth charged under the **Federal Cannabis Control Act, 2017** (more than 5 grams) with zero youth extrajudicial measures.

Provincial Cannabis Control Act, 2017

- 44.4% or 20 of the 45 youth were charged under the **Provincial Cannabis Control Act, 2017** (less than 5 grams) and issued Provincial Offence Notices.

	Possess Cannabis 10(1)	Purchase Cannabis 10(1)
Person Under 19 Years	19	1

Youth Involvement In Cannabis Control Act



Of the 907 total youth involved in crime, 4.9% were drug related offences resulting in 42 charges and 6.6% extrajudicial measures.

Youth Crime by Offence

In 2020, the five most frequent youth offences were Assault Level One (116), Bail Violations (96), Mischief (70), Assault - Level Two (67) and Disputed/Disturbances (44). The chart represents 15 offences that constitute 76.5% youth involvement in crime.

2020 - Youth Involvement in Crime by Frequency of Offence (Top Fifteen)						
Offence	Males Charged	Females Charged	Not Charged (%)	Total 2019	Total 2020	Percentage Increase/Decrease 2019 / 2020
Assault – Level One	11	23	82 (70.6%)	164	116	-29.7%
Bail Violations	59	24	13 (13.5%)	70	96	+37.1%
Mischief	6	2	62 (88.5%)	81	70	-13.5%
Assault – Level Two	20	13	34 (50.7%)	65	67	+3.0%
Disputes/Disturbances	0	0	44 (100%)	33	44	+29.4%
Shoplifting \$5000 or under	3	0	40 (93.0%)	122	43	-65.0%
Robbery	34	4	5 (11.6%)	64	43	-32.8%
Break and Enter	19	0	22 (53.6%)	44	41	-6.8%
Utter Threats	4	0	35 (89.7%)	68	39	-42.6%
Sexual Assault	9	1	15 (60.0%)	39	25	-35.9%
Trespass to Property Act	1	1	22 (91.6%)	45	24	-46.6%
Controlled Drug Substance Act	19	2	3 (12.5%)	26	24	-7.6%
Theft of Motor Vehicle	8	4	10 (45.4%)	21	22	+4.7%
Possession of Cannabis	1 Federal	0	0 (0.0%)	13	1	-92.3%
	20 Provincial	Offence Notices	0 (0.0%)	65	21	-67.6%
Theft Under \$5000	4	1	14 (73.6%)	42	19	-54.7%

Strategic Targeted Offender Program (STOP)

The Strategic Targeted Offender Program (S.T.O.P.) is specifically directed at High Risk Youth⁸ charged formally and not abiding by conditions of release. The S.T.O.P. program is a way for officers to follow up and ensure the youth are compliant with their court-imposed conditions. The number of youths arrested outside of the S.T.O.P. checks would suggest the program has identified the correct youth to be in the program.

In 2020, there were 1,232 S.T.O.P. checks, an increase of 60.8% resulting in 73 total arrests. This is an increase of 7.3% when compared to 68 S.T.O.P. Target arrests in 2019.

2020 - Strategic Targeted Offender Program (STOP)					
Division	Number of STOP Targets	Number of STOP Checks	Targets Arrested As Result Of STOP Checks	Targets Arrested Outside Of STOP Checks	Total
Div. 1	14 avg. per month	367	12	16	28
Div. 2	16 avg. per month	661	7	22	29
Div. 3	18 avg. per month	204	1	15	16
Total	16 avg. per month	1,232	20	53	73

2019: 766 S.T.O.P. Checks, 68 Total Arrests

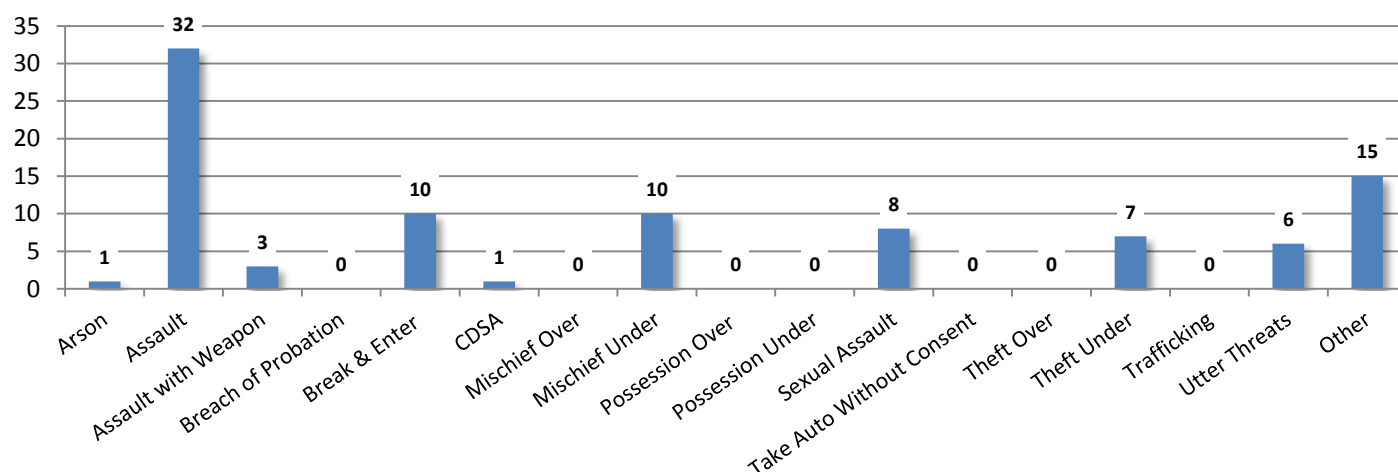
⁸ HPS Policy and Procedure 4.3.1

Intervention Programs

The Hamilton Police Service are active members with the John Howard Youth Justice Committee (YJC), Hamilton Youth Justice Committee (HYJC), The Greater Toronto Area Extrajudicial Measures Committee (GTAEJM) and the Hamilton Youth Drug Diversion Program (HYDDP). As per the requirements of the Youth Criminal Justice Act (YCJA), the Hamilton Police Service has a formal agreement with the John Howard Society to operate the Extrajudicial Measures Diversion Referral Program. The program educates youth diverted from the judicial system about their actions and the impact within our communities.

In 2020, the John Howard Society received 93 Extrajudicial Measure Diversion Referrals from the Hamilton Police Service, a 44.3% decrease from the 167 referrals in 2019. The five most frequent referrals were for Assault Level 1 (32), Break & Enter (10), Mischief Under (10), Sexual Assault (8) and Theft Under (7). Of the 93 referrals, 96.7% or 90 of the youth completed their designated diversion program.

2020 Diversions by Offence



Hamilton Youth Drug Diversion Program (HYDDP)

In support of the Hamilton Police Service goal of reducing the availability and use of illegal drugs in our community, the Hamilton Police Service Youth Officers, Crime Managers and High Enforcement Action Team (H.E.A.T.) attended secondary schools to conduct drug and safety sweeps. If a youth was found in contravention of the Controlled Drug Substance Act and/or the Cannabis Control Act and qualified, an Extrajudicial Measures referral was forwarded to The John Howard Society of Hamilton, Burlington and Area in lieu of criminal charges. The goal of the diversion program is to decrease the number of youth who are in contact with the police and to educate on school based drug offences.

In 2020, a total of 21 Drug and Safety Sweeps were conducted resulting in zero youth arrested, charged, cautioned or referred to a diversion program.

Drug and Safety Sweep Totals - 2019									
Division	Number of Sweeps	Number Arrested	Persons Charged	Pre-Charge Diversion	Police Cautions	Marijuana Seized (in grams)	Other Drugs Seized	Drug Items Seized	Weapons Seized
One	0	0	0	0	0	0	0	0	0
Two	16	0	0	0	0	0	0	0	0
Three	5	0	0	0	0	0	0	0	0
Totals	21	0	0	0	0	0	0	0	0

2019: 57 Sweeps, 12 Arrests, 10 Charged, 9 Cautions, 5 Diversions

Youth in Crisis

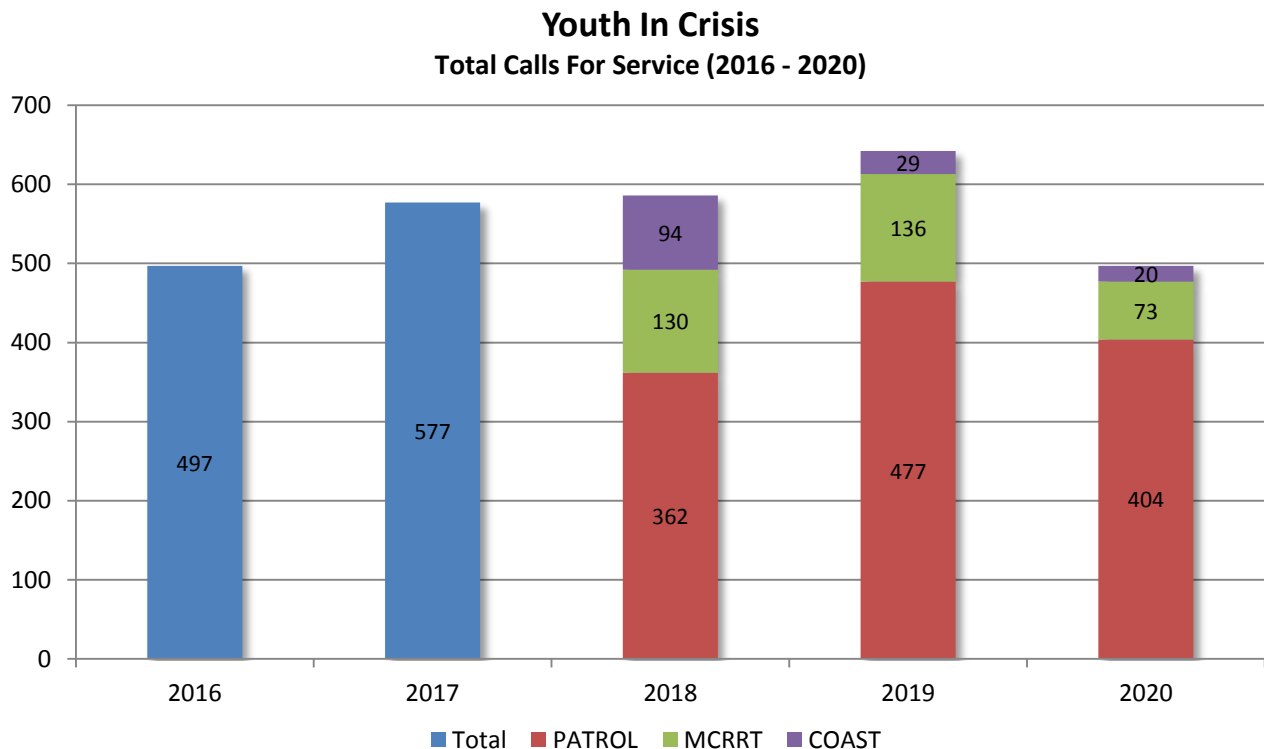
In 2014, the Chief's Student Advisory Committee are secondary school students within the City of Hamilton and identified youth mental health as a critical concern. Training opportunities are afforded to our youth officers on mental health to comprehend and identify youth in crisis. To assist youth in crisis, the St. Joseph's Health Care Youth Wellness Center continues in partnership with the Hamilton Police Service, the Mobile Crisis Rapid Response Team (M.C.R.R.T.), the Social Navigator Program (S.N.P.), the C.O.A.S.T. Program, Ron Joyce Centre and McMaster Children's Hospital to engage and assist youth who experience mental health crisis.

In 2020, The Hamilton Police Service responded to 282 youth between 12 and 18 years of age for a Mental Health or Person in Crisis service calls compared to the 350 youth in 2019, a decrease of 19.4%.

Of the 282 youth, 154 identified as female and 128 identified as male with 78 of the youth accessing services more than once, a decrease of 22.7% or 101 youth from 2019.

In 2020, a total of 497 calls for service occurred compared to 642 calls in 2019, a decrease of 22.5%.

As a result of the service calls, 296 youth were apprehended under the Mental Health Act, a decrease of 22.9% from the 384 apprehensions in 2019.



Unit	Calls	Apprehensions
PATROL	404	264
MCRRT	73	31
COAST	20	1
TOTAL	497	296

Conclusion

In 2020, total youth involved in crime decreased by 16.7% whereas the National decrease is 4%⁹. As per the chart below, youth involvement with violent crime decreased by 22.7%, property crime decreased by 36.2% and drug offences decreased by 50.5%.

The Youth Criminal Justice Act clearly states the promotion of long-term protection within our communities is best achieved through prevention, intervention and suppression via positive engagement with youth in a meaningful approach opposed to the formal justice system. The Hamilton Police Service continued developing innovative and strategic methods to engage our youth and our community to ensure safety, education and consultation.

	2019	2020	Percentage Increase / Decrease
Total Youth Charged and Not Charged			
Males Charged	368	269	-26.9%
Females Charged	126	97	-23.0%
Not Charged	595	541	-9.0%
Total Youth Involved In Crime	1,089	907	-16.7%
Youth Involvement in Violent Crime			
Males Charged	154	97	-37.0%
Females Charged	51	45	-11.7%
Not Charged	240	202	-15.8%
Total	445	344	-22.7%
Youth Involvement in Property Crime			
Males Charged	70	54	-22.8%
Females Charged	17	8	-52.9%
Not Charged	283	174	-38.5%
Total	370	236	-36.2%
Youth Involvement in Drug Offences			
Controlled Drug Substance Act			
Males Charged	23	19	-17.3%
Females Charged	2	2	0%
Not Charged	1	3	+200%
Total Controlled Drug Substance Act – C.D.S.A.	26	24	-7.6%
Cannabis Control Act, 2017			
Federal Cannabis Act, 2017 (Post Oct. 17th, 2018)			
Males Charged	2	1	-50.0%
Females Charged	0	0	0%
Not Charged	11	0	-100%
Total	13	1	-92.3%
Provincial Cannabis Act, 2017 (Post Oct. 17th, 2018)			
Total Provincial Offence Notices Issued	52	20	-61.5%
Totality of all Drug Related Charges	91	45	-50.5%

⁹ Police-reported crime statistics in Canada, October 29, 2020, Statistics Canada