
Expanding Our Urban Boundary is the Wrong Way to Grow in Hamilton

General Issues Committee

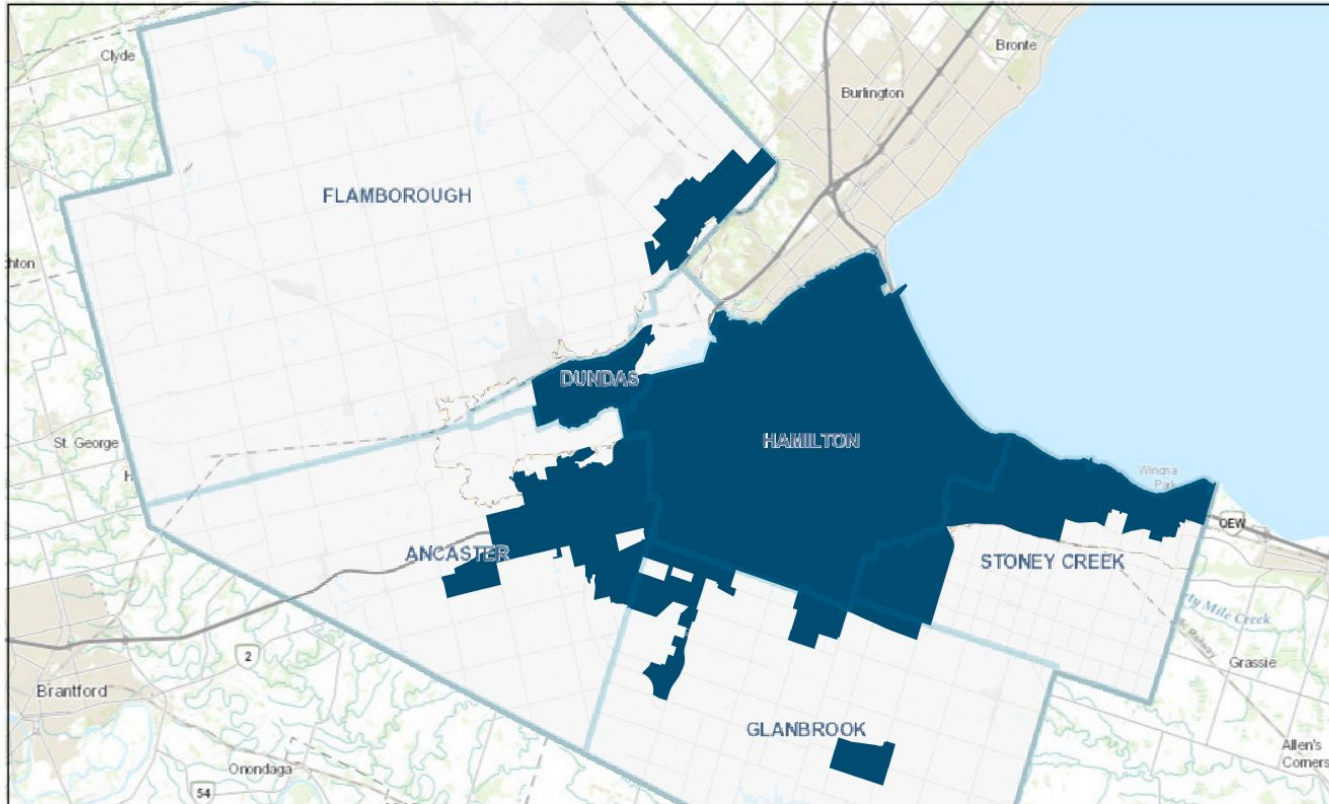
March 29, 2021

Cameron Kroetsch

Overview


- **Context** - yes, this is sprawl
- **Costs** - not part of the picture
- **Deficits** - we've fallen behind
- **Options?**

Context

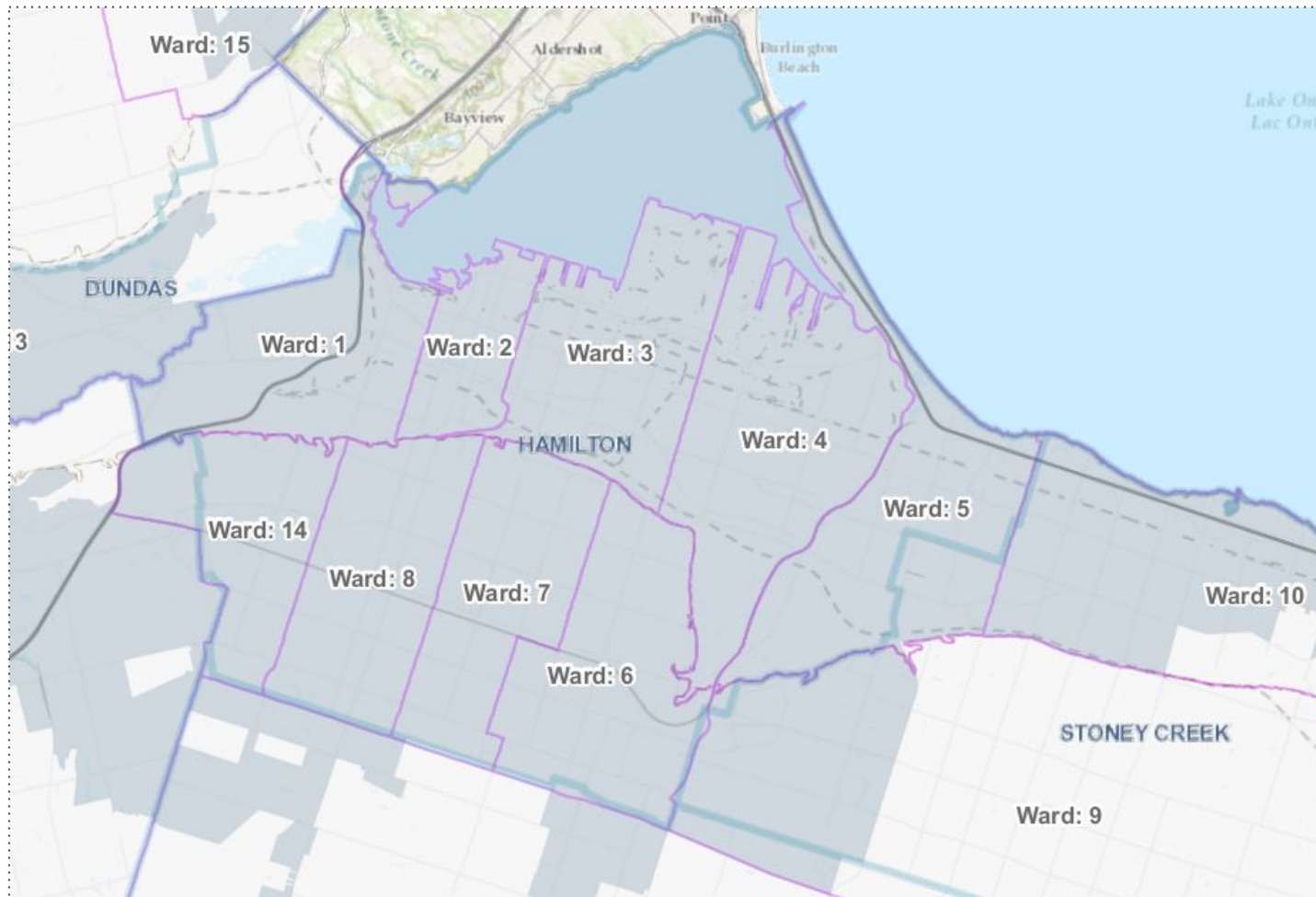


2021-03-25, 9:07:54 a.m.

Urban Boundary



City of Hamilton, McMaster University, City of Hamilton, Ontario Base Map, Province of Ontario, Ontario MNR, Esri Canada, Esri, © OpenStreetMap



"The required 15 year residential supply cannot be met through intensification alone because it would result in a unit mix comprised primarily of apartments, and would not meet the provincial requirement for a **market based housing supply."**

Report PED17010i - page 9 • March 29, 2021

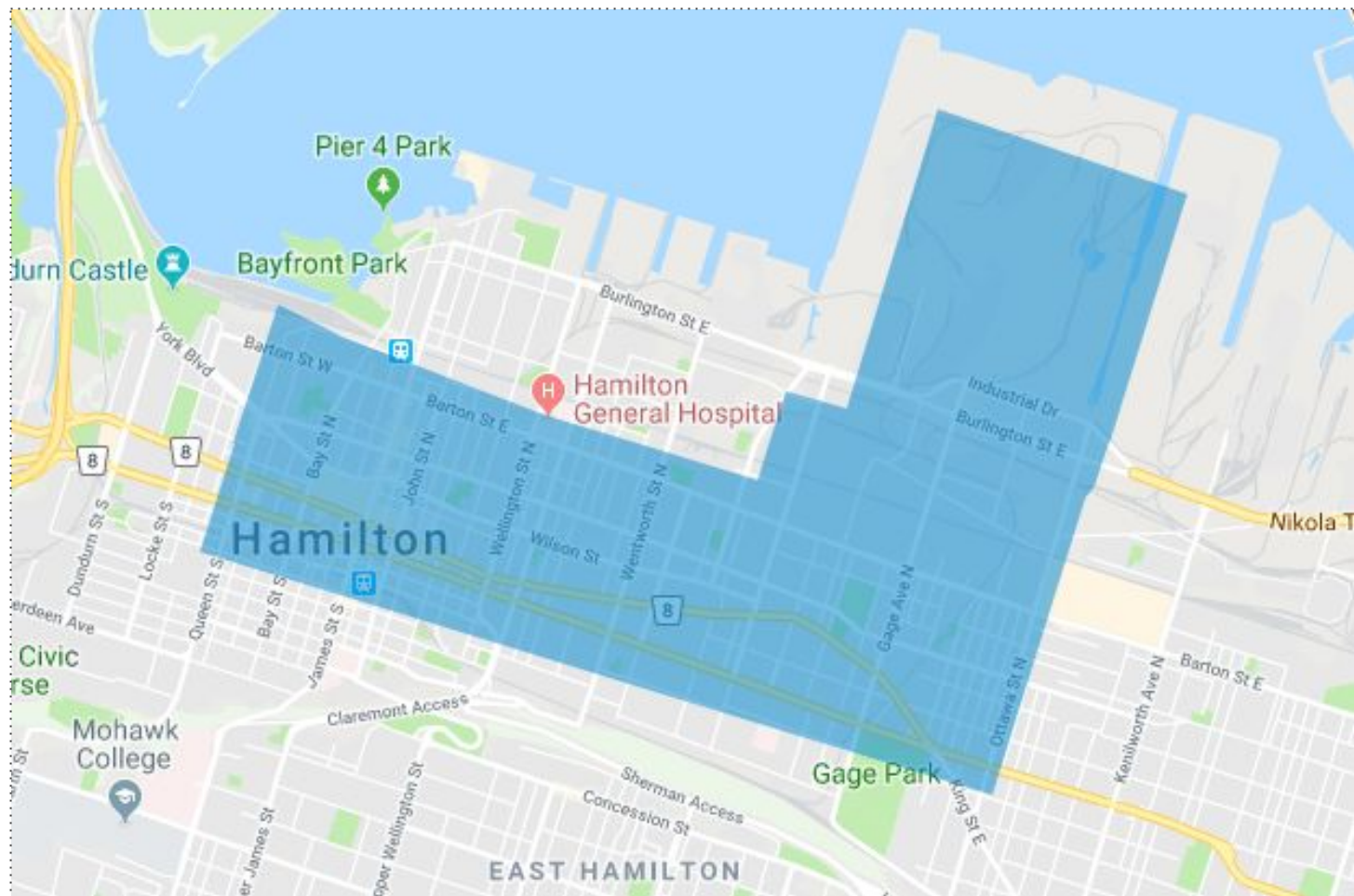
"[The City] wants this rezoned for industrial use, and for housing—much of which [it] says will be single family homes—to meet the **market demands of property developers**, and the province."

Hamilton Spectator • March 29, 2021

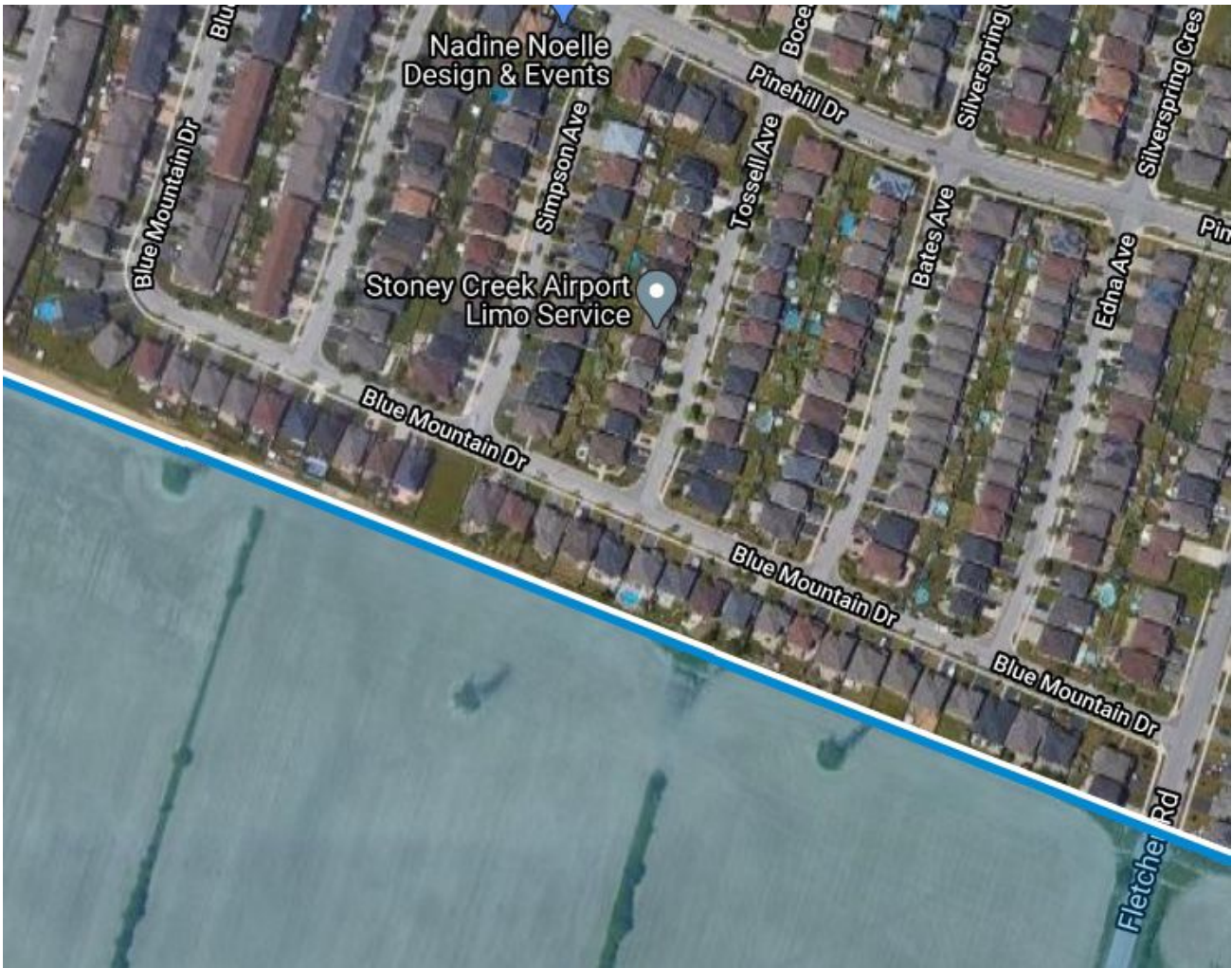
"There was a concern that the proposed expansion would result in 'sprawl.'"

Report PED17010i - page 18 • March 29, 2021









Costs

Urban

City's Annual Cost, per Household



\$1416

(Total)



Parks & Recreation
\$69



Solid Waste
\$185



Fire Department
\$177



Governance
\$158



Police
\$192



Transportation
\$91



Libraries
\$38



School Bussing
\$13



Culture / Economy
\$19



Roads
\$26



Transfers to Provinces
eg. School Boards
\$232



Sidewalks & Curbs
\$27



Storm & Waste Water
\$147



Water
\$42



For more data and more reports, visit thecostofsprawl.com
Data based on Halifax Regional Municipality

© Copyright Smart Prosperity Institute 2013

Suburban

City's Annual Cost, per Household



\$3462

(Total)



Parks & Recreation
\$129



Solid Waste
\$185



Fire Department
\$406



Governance
\$297



Police
\$360



Transportation
\$171



Libraries
\$72



School Bussing
\$87



Culture / Economy
\$36



Roads
\$280



Transfers to Provinces
eg. School Boards
\$435



Sidewalks & Curbs
\$194



Storm & Waste Water
\$613



Water
\$197



For more data and more reports, visit thecostofsprawl.com
Data based on Halifax Regional Municipality

© Copyright Smart Prosperity Institute 2013

**The staff reports do
not include estimates
for *how much it will*
cost us to expand**

"Population and job growth will be monitored against provincial forecasts, required infrastructure and transportation upgrades, and the financial implications of growth."

Report PED17010i - page 24 • March 29, 2021

FINANCIAL – STAFFING – LEGAL IMPLICATIONS

Financial: N/A

Staffing: N/A

Legal: N/A

Deficits

What we're hearing from you

We have an almost \$4b infrastructure deficit, and it continues to rise

City of Hamilton - 2021

To stop the deficit from *increasing annually* = a 30% tax hike

City of Hamilton - 2015

"(But he stressed) property taxes alone can no longer handle increasingly complex municipal needs."

Mayor Eisenberger - 2015

Options?

Freeze the Boundary

"In Hamilton, [the chief planner] acknowledges that Council 'could adopt a zero boundary growth option.'"

Hamilton Spectator • March 29, 2021

This will not help Hamilton address its *big* future needs

- **More affordable housing**
- **Expanded public transit network**
- **Climate change mitigation**
- **Increased food security**