


HAMILTON RENEWABLE POWER INC. SHAREHOLDER MEETING

September 13, 2021





Hamilton Renewable Power Inc.

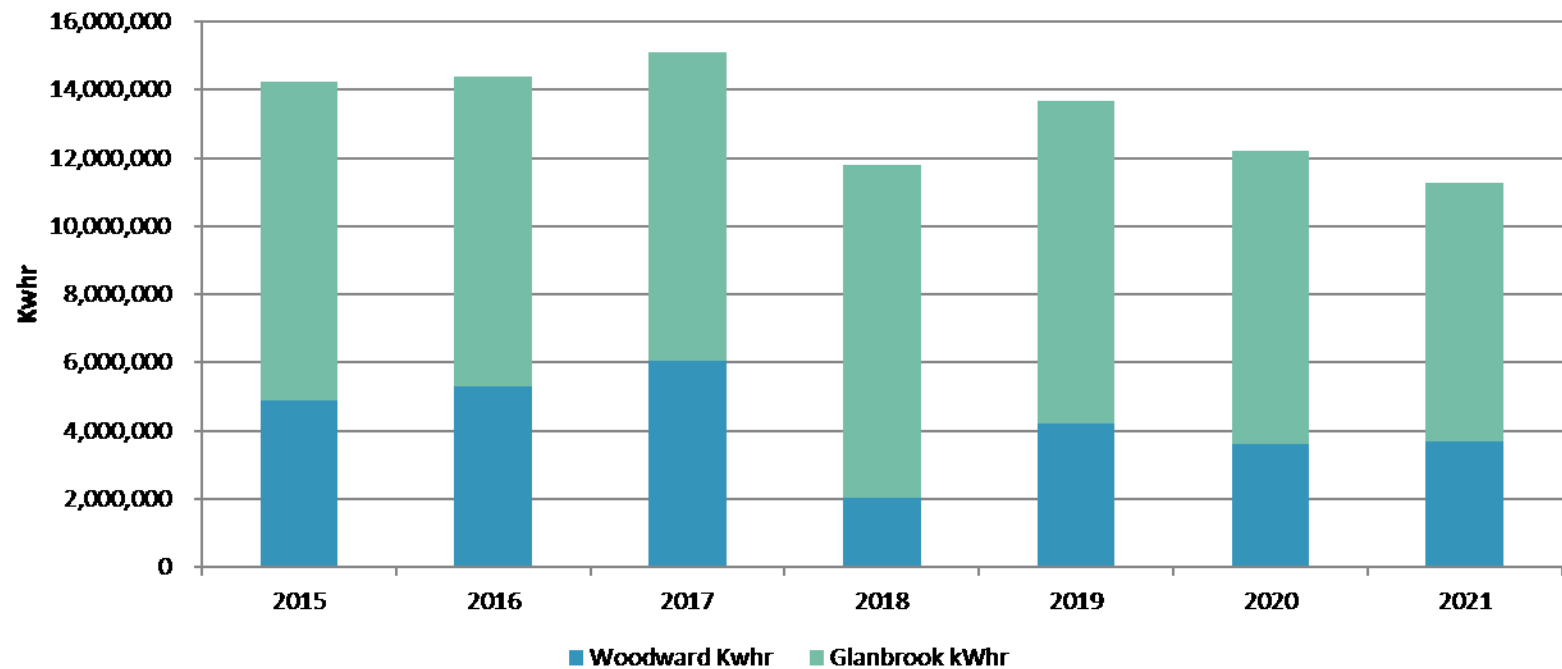
Agenda

1. Operational Update
2. Financial Update



Hamilton Renewable Power Inc.

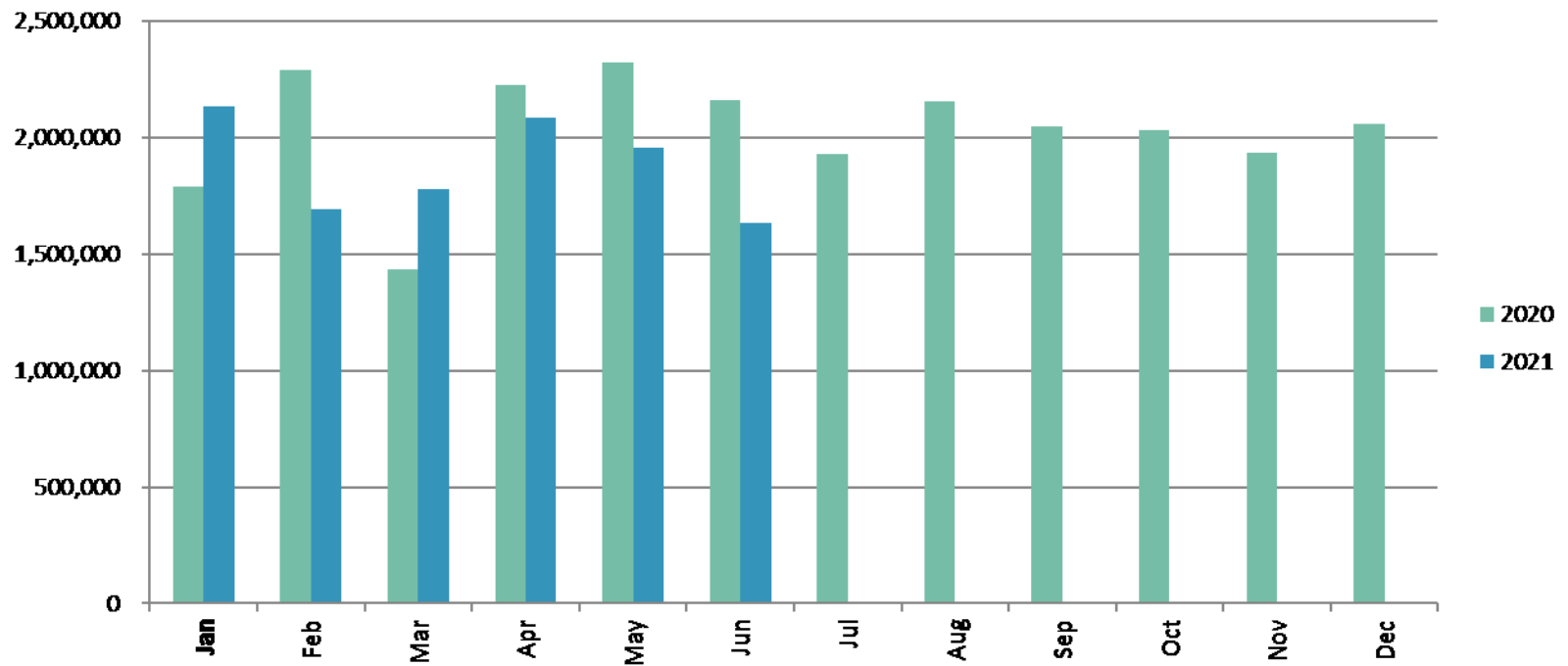
HRPI Energy Produced YTD (Q2)





Hamilton Renewable Power Inc.

Monthly Energy Production (kWh)





Hamilton Renewable Power Inc.

Financial Update 2021

1. 2021 Budget
2. 2021 YTD Actuals / FY Forecast
3. Financial Trends



2021 Budget

2021 OPERATING BUDGET

Year Ended December 31

	2021	2020	Change
Revenues	\$ 2,784,500	\$ 3,238,610	\$ (454,110)
Cost of Goods Sold	\$ 760,960	\$ 809,660	\$ (48,700)
Gross Profit	\$ 2,023,540	\$ 2,428,950	\$ (405,410)
Expenses	\$ 2,078,540	\$ 2,163,770	\$ (85,230)
PIL Tax	\$ (24,330)	\$ 70,300	\$ (94,630)
Net Income (Loss)	\$ (30,670)	\$ 194,880	\$ (225,550)



2021 Year-To-Date Actuals

2021 INCOME STATEMENT

Month Ended June 30

	YTD Budget	YTD Actuals	YTD Variance
Revenues	\$ 1,277,904	\$ 1,278,233	\$ 329
Cost of Goods Sold	\$ 356,744	\$ 368,059	\$ (11,315)
Gross Profit	\$ 921,160	\$ 910,174	\$ (10,986)
Expenses	\$ 977,010	\$ 1,041,953	\$ (64,943)
Income Before Tax	\$ (55,850)	\$ (131,779)	\$ (75,929)
PIL Tax	\$ (24,926)	\$ (24,926)	\$ -
Net Income (Loss)	\$ (30,924)	\$ (106,853)	\$ (75,929)



2021 Full Year Forecast

2021 INCOME STATEMENT

Year Ended December 31

	FY Budget	FY Projection	
		Actuals	Variance
Revenues	\$ 2,784,500	\$ 2,783,457	\$ (1,043)
Cost of Goods Sold	\$ 760,960	\$ 772,273	\$ (11,313)
Gross Profit	\$ 2,023,540	\$ 2,011,184	\$ (12,356)
Expenses	\$ 2,078,540	\$ 2,150,236	\$ (71,696)
Income Before Tax	\$ (55,000)	\$ (139,052)	\$ (84,052)
PIL Tax	\$ (24,330)	\$ (39,270)	\$ 14,940
Net Income (Loss)	\$ (30,670)	\$ (99,782)	\$ (69,112)



Financial Trends

Year	Net Income	Dividend	City Net Benefit
2006	\$ (218,363)	\$ -	\$ 11,257
2007	\$ 184,301	\$ -	\$ 591,719
2008	\$ (28,544)	\$ -	\$ 447,373
2009	\$ 834,850	\$ -	\$ 2,000,345
2010	\$ 816,973	\$ 1,257,963	\$ 2,213,378
2011	\$ 635,185	\$ 736,920	\$ 2,033,743
2012	\$ 399,710	\$ 626,642	\$ 1,708,212
2013	\$ 306,585	\$ 306,122	\$ 1,686,137
2014	\$ 279,202	\$ 295,816	\$ 1,633,667
2015	\$ 75,935	\$ 249,150	\$ 1,517,245
2016	\$ 76,892	\$ 60,748	\$ 1,301,246
2017	\$ 128,821	\$ 61,514	\$ 1,210,308
2018	\$ 133,711	\$ 103,057	\$ 1,131,862
2019	\$ 177,646	\$ 106,970	\$ 1,169,466
2020	\$ (66,331)	\$ 142,117	\$ 1,210,916
Total	\$ 3,736,573	\$ 3,947,019	\$ 19,866,874



Hamilton Renewable Power Inc.

Questions ?