

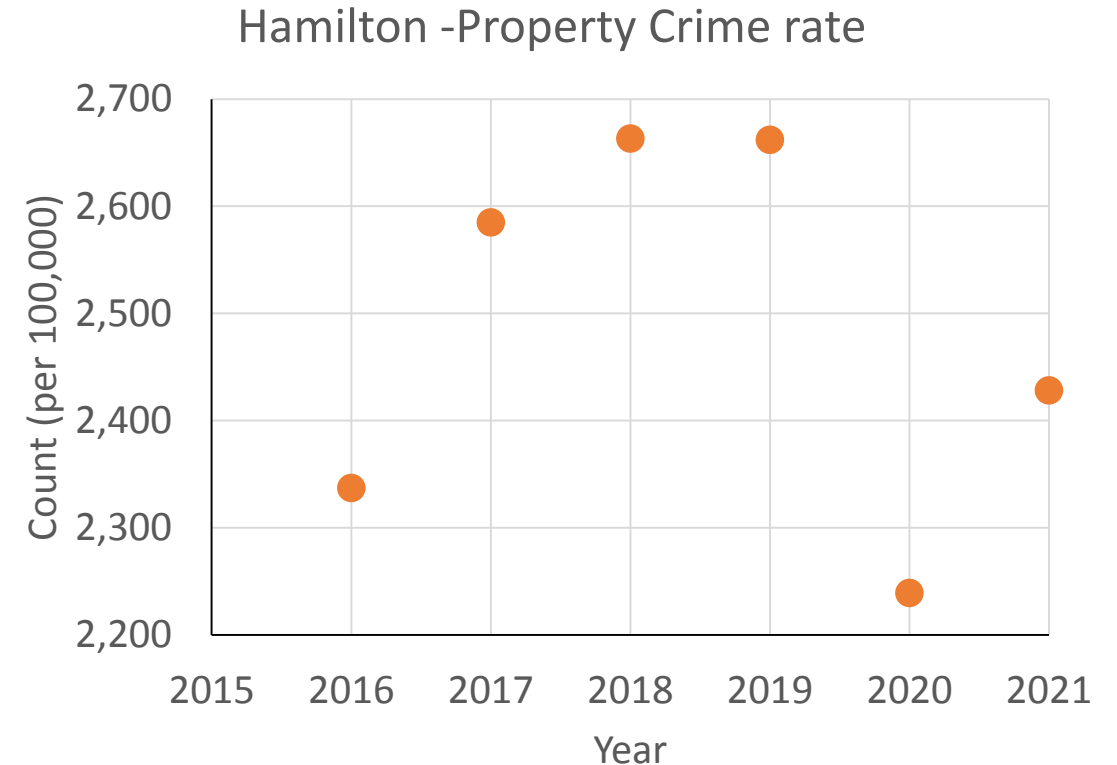
**km 4**  
**Public Healthcare**

# Why Defund the Police During a Healthcare Crisis?

Feb 6, 2023

# Hamilton Crime Stats –Property Crime

Year	Property Crime (per 100,000 population)	Population	Property Crime (total)
2016	2,428	768,982	18,671
2017	2,239	777,572	17,410
2018	2,662	785,214	20,902
2019	2,663	795,410	21,182
2020	2,585	806,522	20,849
2021	2,337	811,396	18,962

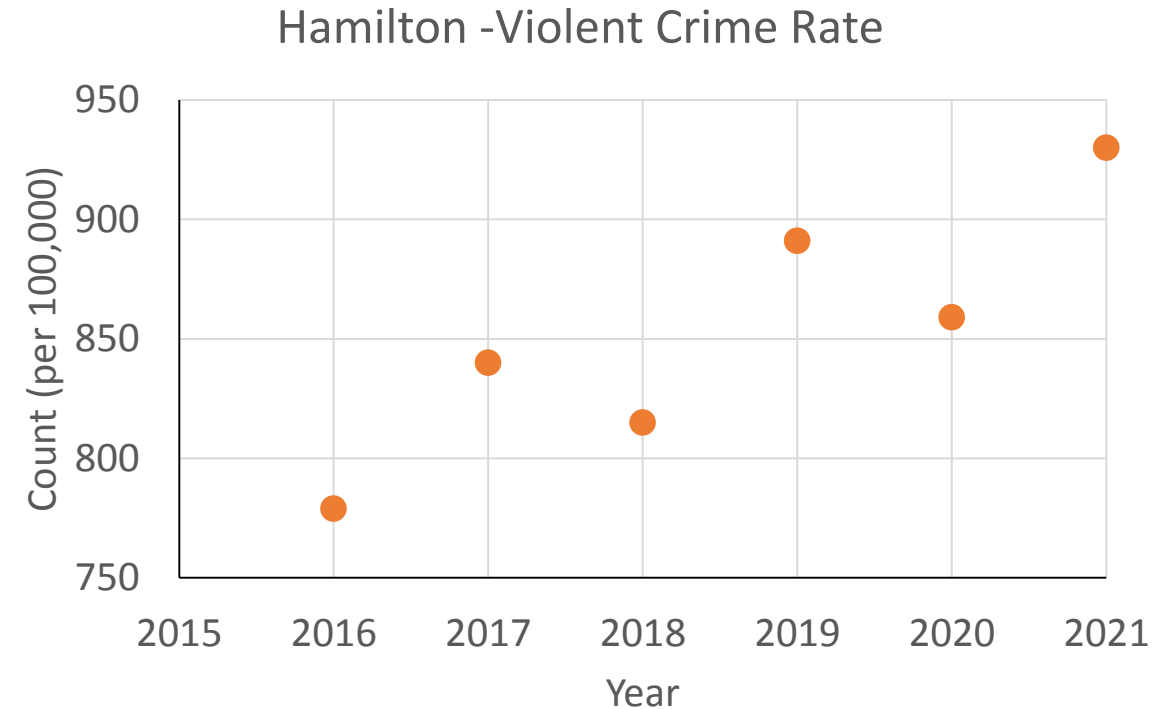


## Sources:

- <https://www150.statcan.gc.ca/t1/tbl1/en/tv.action?pid=3510017701&pickMembers%5B0%5D=1.20&pickMembers%5B1%5D=2.64&cubeTimeFrame.startYear=2016&cubeTimeFrame.endYear=2021&referencePeriods=20160101%2C20210101>
- <https://www150.statcan.gc.ca/t1/tbl1/en/tv.action?pid=1710013501&pickMembers%5B0%5D=2.1&pickMembers%5B1%5D=3.1&cubeTimeFrame.startYear=2016&cubeTimeFrame.endYear=2022&referencePeriods=20160101%2C20220101>

# Hamilton Crime Stats –Violent Crime

Year	Violent Crime (per 100,000 population)	Population	Violent Crime (total)
2016	779	768,982	5,990
2017	840	777,572	6,532
2018	815	785,214	6,399
2019	891	795,410	7,087
2020	859	806,522	6,928
2021	930	811,396	7,546

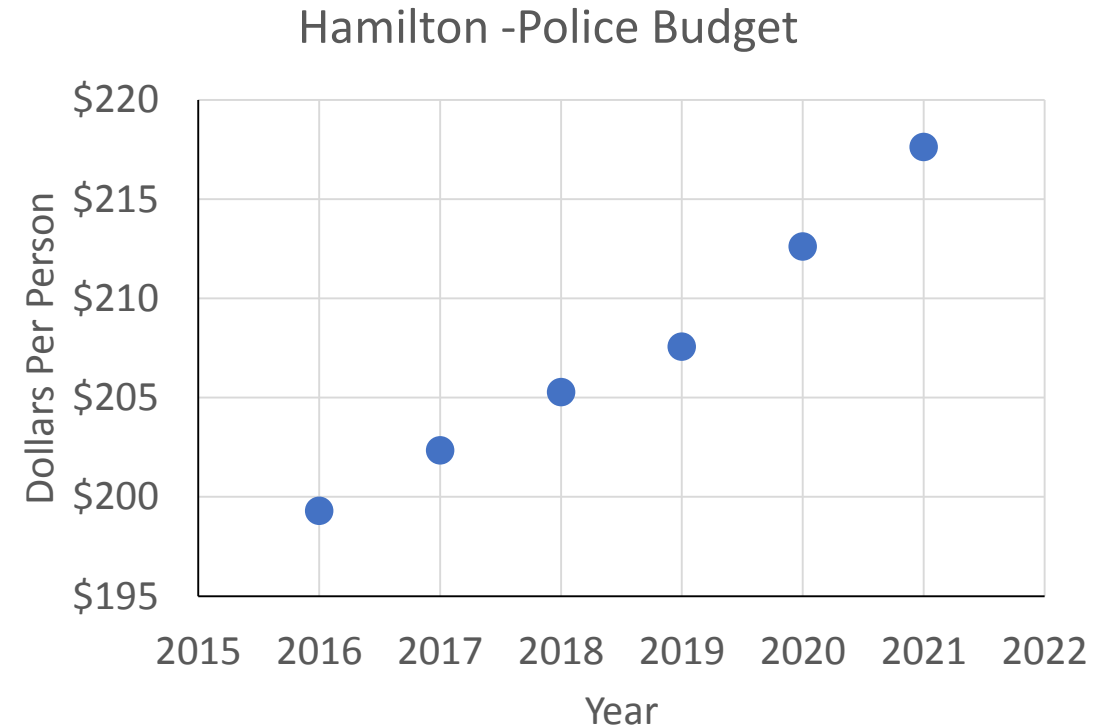


## Sources:

- <https://www150.statcan.gc.ca/t1/tbl1/en/tv.action?pid=3510017701&pickMembers%5B0%5D=1.20&pickMembers%5B1%5D=2.4&cubeTimeFrame.startYear=2016&cubeTimeFrame.endYear=2021&referencePeriods=20160101%2C20210101>
- <https://www150.statcan.gc.ca/t1/tbl1/en/tv.action?pid=1710013501&pickMembers%5B0%5D=2.1&pickMembers%5B1%5D=3.1&cubeTimeFrame.startYear=2016&cubeTimeFrame.endYear=2022&referencePeriods=20160101%2C20220101>

# Hamilton Crime Stats –Police Budget

Year	Budget (per person)	Population	Budget (total, millions)
2016	\$199.29	768,982	\$153.25
2017	\$202.34	777,572	\$157.33
2018	\$205.28	785,214	\$161.19
2019	\$207.56	795,410	\$165.10
2020	\$212.61	806,522	\$171.48
2021	\$217.63	811,396	\$176.59

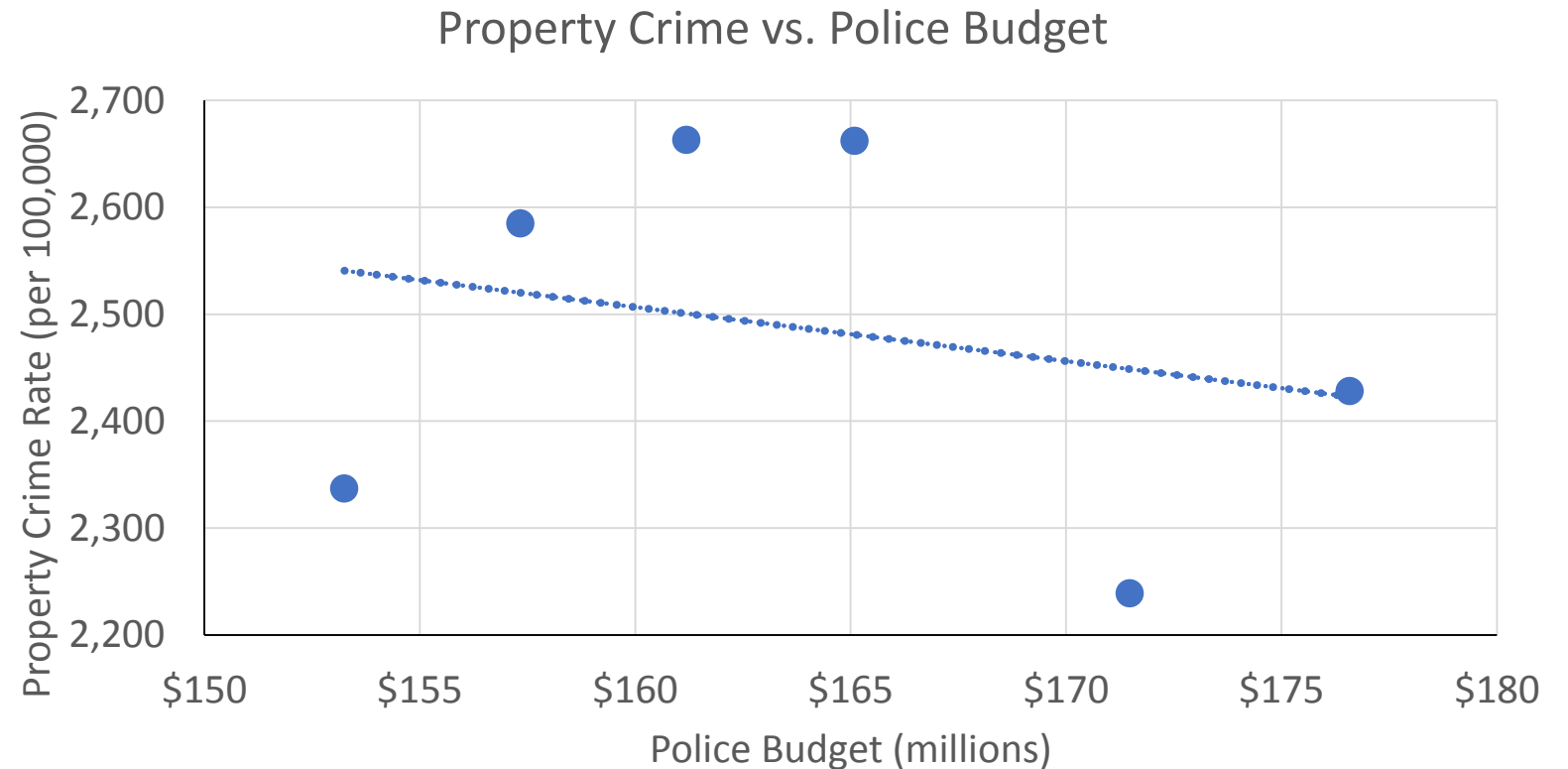


## Sources:

- <https://hamiltonpolice.on.ca/about/budget>

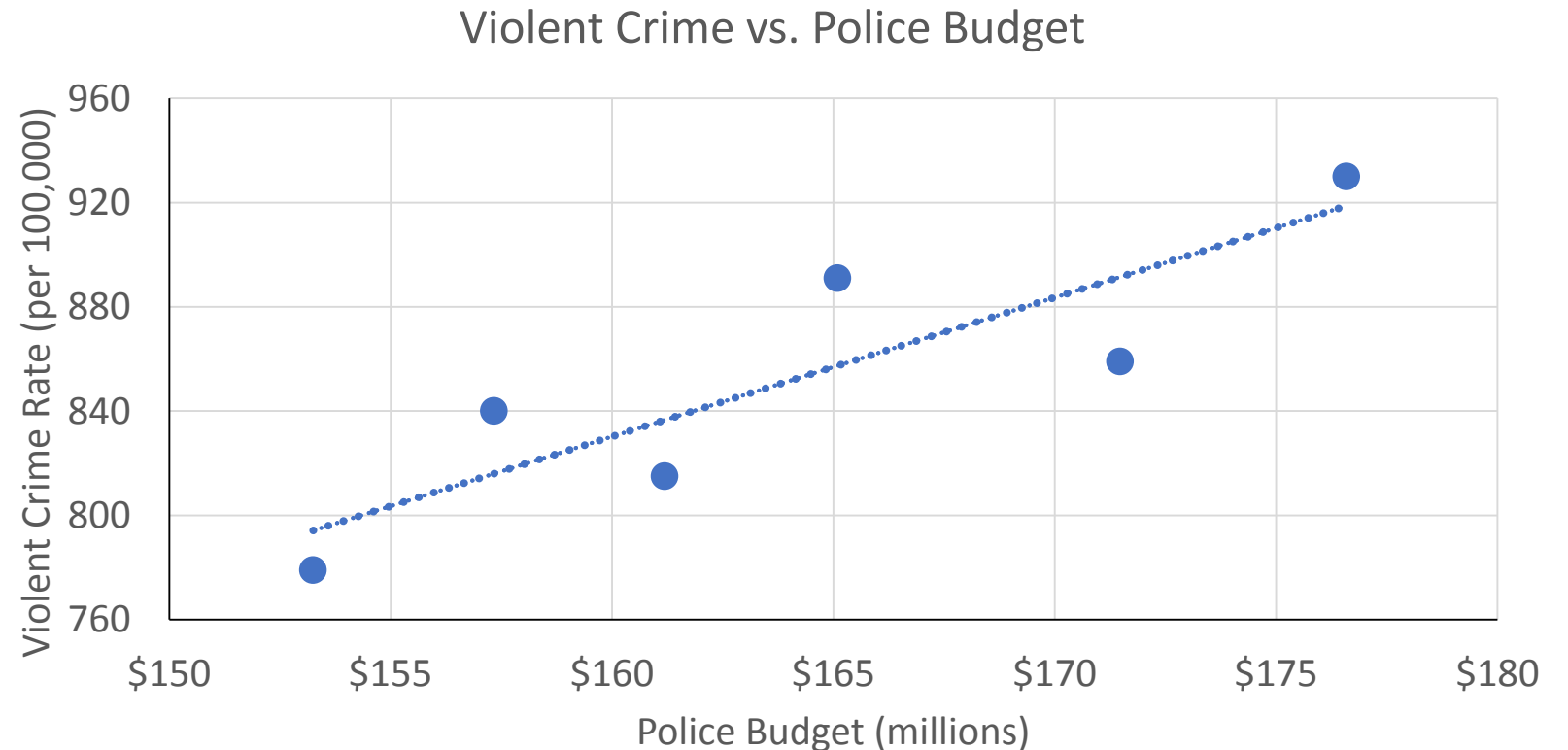
# Hamilton Crime Stats Analysis: Property Crime

- Slope: -6.68
- 95% confidence:
  - Lower limit: -42.1231
  - Upper Limit: 28.79



# Hamilton Crime Stats Analysis: Violent Crime

- Slope: 5.53
- 95% confidence:
  - Lower limit: 1.09
  - Upper Limit: 9.58



# Case Study: Hamilton vs. Detroit

Hamilton				
Year	Population	Police Budget (per person)	Property Crime Rate (per 100,000 population)	Violent Crime Rate (per 100,000 Population)
2016	768,982	\$199.29	2,337	779
2017	777,572	\$202.34	2,585	840
2018	785,214	\$205.28	2,663	815

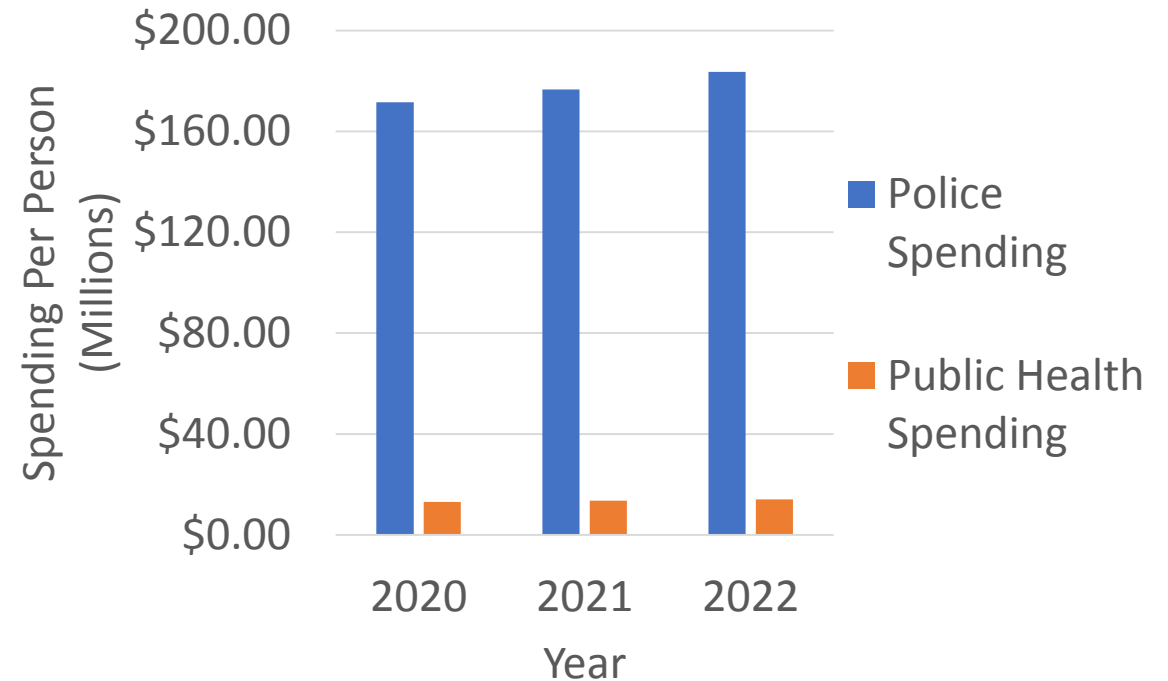
Detroit				
Year	Population	Police Budget (per person)	Property Crime Rate (per 100,000 population)	Violent Crime Rate (per 100,000 Population)
2016	672,662	\$458.31	4,723	2,008
2017	674,188	\$463.90	4,541	2,057
2018	785,214	\$468.83	4,305	2,047

## Sources:

- <https://hamiltonpolice.on.ca/about/budget>
- <https://www150.statcan.gc.ca/t1/tbl1/en/tv.action?pid=3510017701&pickMembers%5B0%5D=1.20&pickMembers%5B1%5D=2.64&cubeTimeFrame.startYear=2016&cubeTimeFrame.endYear=2021&referencePeriods=20160101%2C20210101>
- <https://www150.statcan.gc.ca/t1/tbl1/en/tv.action?pid=3510017701&pickMembers%5B0%5D=1.20&pickMembers%5B1%5D=2.4&cubeTimeFrame.startYear=2016&cubeTimeFrame.endYear=2021&referencePeriods=20160101%2C20210101>
- <https://www150.statcan.gc.ca/t1/tbl1/en/tv.action?pid=1710013501&pickMembers%5B0%5D=2.1&pickMembers%5B1%5D=3.1&cubeTimeFrame.startYear=2016&cubeTimeFrame.endYear=2022&referencePeriods=20160101%2C20220101>
- [https://detroitmi.gov/sites/detroitmi.localhost/files/migrated\\_docs/financial-reports/FY2020-2023ApprovedFourYearFinancialPlanSectionCLegalBudget.pdf](https://detroitmi.gov/sites/detroitmi.localhost/files/migrated_docs/financial-reports/FY2020-2023ApprovedFourYearFinancialPlanSectionCLegalBudget.pdf)
- [https://detroitmi.gov/sites/detroitmi.localhost/files/migrated\\_docs/financial-reports/FY%202018-2021%20City%20Council%20Four%20Year%20Financial%20Plan%20Section%20B%20Agency%20Descriptions.pdf](https://detroitmi.gov/sites/detroitmi.localhost/files/migrated_docs/financial-reports/FY%202018-2021%20City%20Council%20Four%20Year%20Financial%20Plan%20Section%20B%20Agency%20Descriptions.pdf)
- <https://www2.census.gov/programs-surveys/popest/tables/2010-2018/cities/totals/PEPANNCCHIP.pdf>

# Hamilton Police Budget vs Public Health Spending

Year	Police Budget (millions)	Public Healthcare Budget (millions)
2020	\$171.48	\$12.99
2021	\$176.59	\$13.51
2022	\$183.54	\$14.07

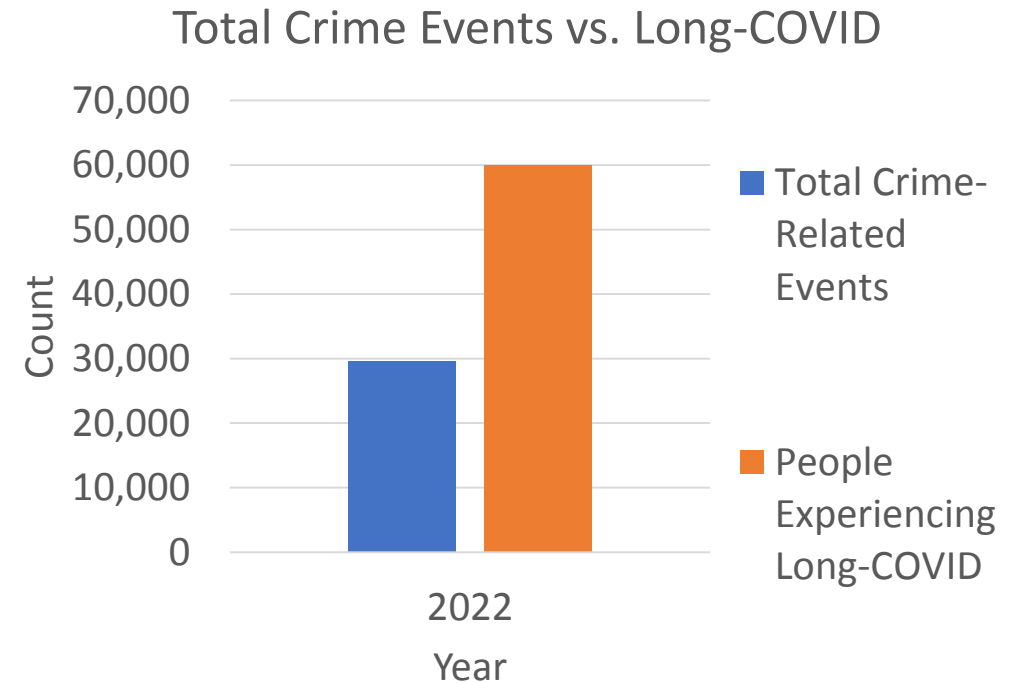
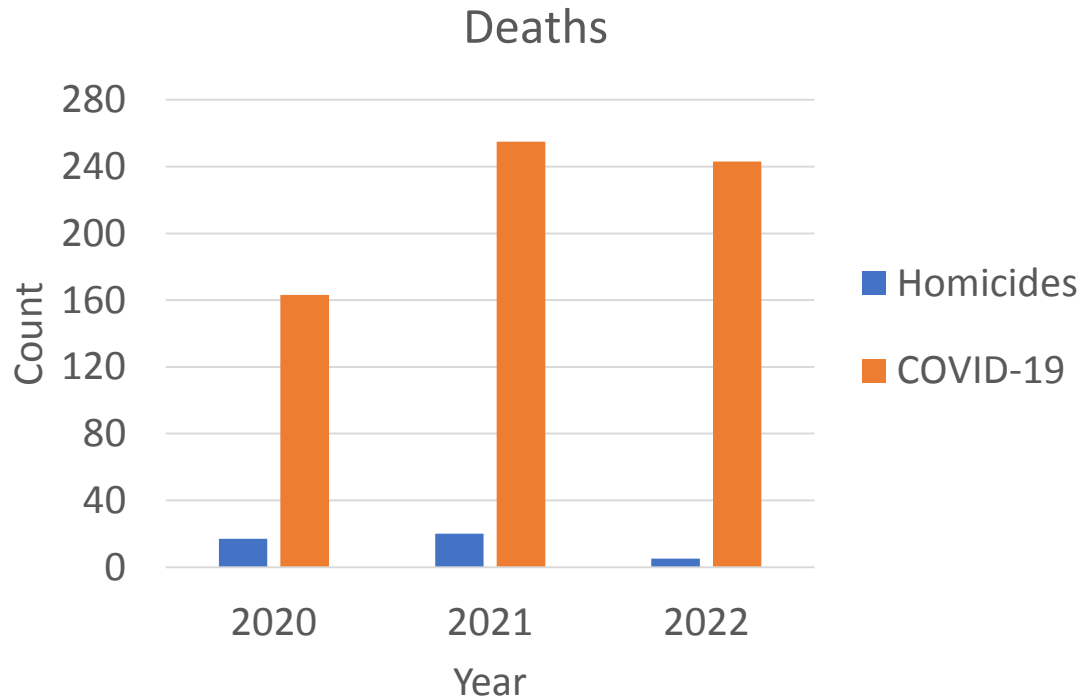


## Sources:

- Approved City of Hamilton budgets (example: [https://www.hamilton.ca/sites/default/files/2022-11/Budget\\_2022-Approved-Operating-Capital-Book-sm.pdf](https://www.hamilton.ca/sites/default/files/2022-11/Budget_2022-Approved-Operating-Capital-Book-sm.pdf))



# Hamilton Crime vs. Public Health Outcomes



#### Sources:


- <https://www.cbc.ca/news/canada/hamilton/hamilton-police-homicide-rate-1.6724633>
  - <https://data.ontario.ca/en/dataset/status-of-covid-19-cases-in-ontario-by-public-health-unit-phu>
  - <https://www.covid19immunitytaskforce.ca/seroprevalence-in-canada/>
  - <https://www.nature.com/articles/s41579-022-00846-2>
- Long-COVID stats calculated by taking the seroprevalence estimated by the COVID-19 immunity taskforce in [3] for the end of 2022 (73 %) and multiplying it by the population of Hamilton to get an estimate of the total number of COVID-19 cases in 2022. This was then multiplied by the minimum prevalence of Long-COVID found in the meta-analysis done in [4] (10 %).
  - A conservative estimate of Total Crime events was calculated using the maximum property and violent crime rates Hamilton experienced from 2016-2021 (2022 stats are not yet available on stats-Canada) which were 2,663/100,000 and 930/100,000, respectively

# Example of Money Well Spent

- Williams et al. estimate a city must spend between 1.3 million and 2.2 million on hiring new police officers to save one life per year
  - That amount of money could buy one large-sized HEPA filter per 7-12 HWDSB students
  - That amount of money could buy two N95 masks per Hamilton resident

## Sources:

- [https://www.nber.org/papers/w28202?utm\\_source=npr\\_newsletter&utm\\_medium=email&utm\\_content=20210419&utm\\_term=5326149&utm\\_campaign=money&utm\\_id=49355949&orgid=&utm\\_att1=money](https://www.nber.org/papers/w28202?utm_source=npr_newsletter&utm_medium=email&utm_content=20210419&utm_term=5326149&utm_campaign=money&utm_id=49355949&orgid=&utm_att1=money)

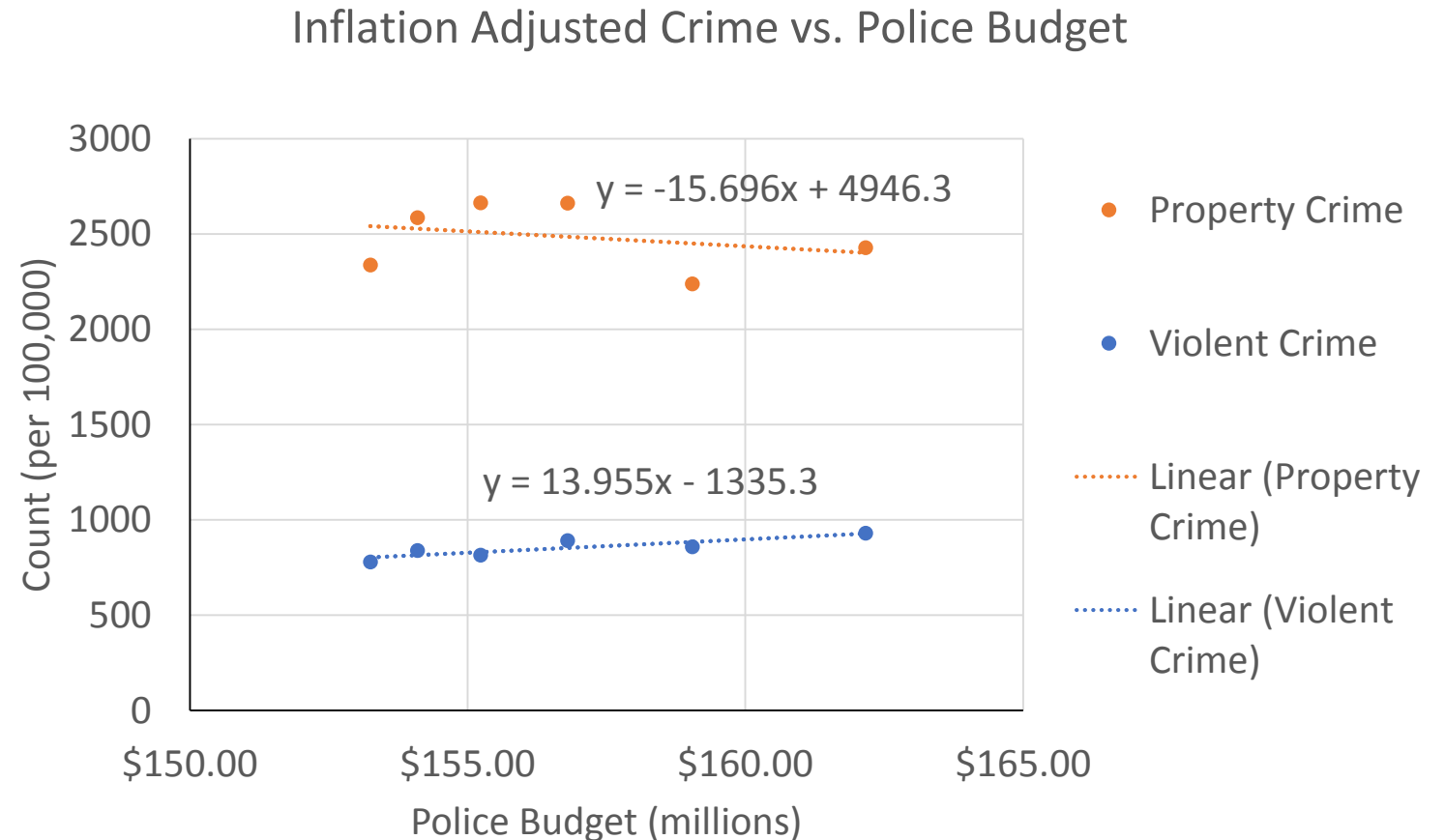


## Conclusion:

- Defund The police
- Fund Public Healthcare

# Hamilton Crime Stats Analysis: Appendix

- When we adjust for inflation we still get no statistically significant correlation between police spending and crime rates
  - Slopes still suggest if anything violent crime increases as police budget increases



Sources:

- <https://www150.statcan.gc.ca/n1/pub/71-607-x/2018016/cpilg-ipcgl-eng.htm>