

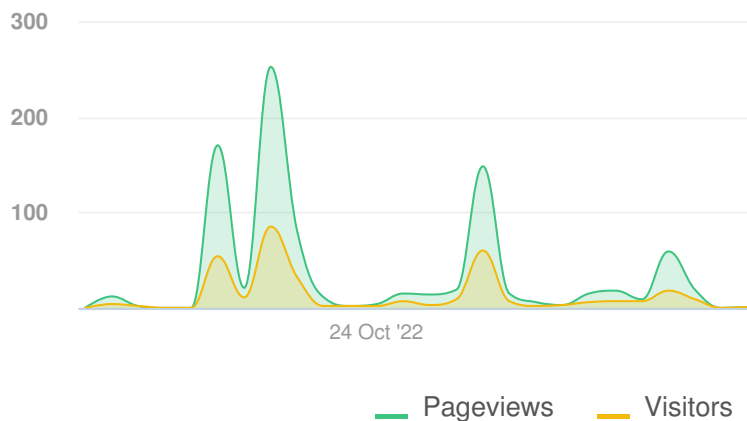
Project Report

15 June 2020 - 06 November 2022

Engage Hamilton Fire Service Area Rating Review



Visitors Summary

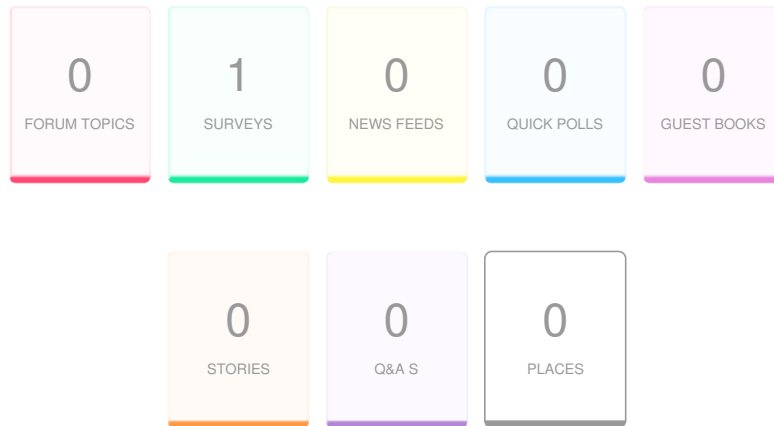


Highlights

TOTAL VISITS	MAX VISITORS PER DAY	
353	85	
NEW REGISTRATIONS		
33		
ENGAGED VISITORS	INFORMED VISITORS	AWARE VISITORS
53	189	305

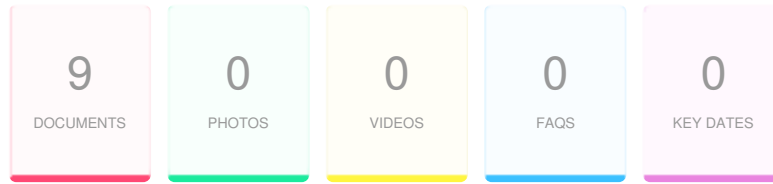
Aware Participants	305	Engaged Participants	53
Aware Actions Performed	Participants	Engaged Actions Performed	RegisteredUnverifiedAnonymous
Visited a Project or Tool Page	305		
Informed Participants	189	Contributed on Forums	000
Informed Actions Performed	Participants	Participated in Surveys	5300
Viewed a video	0	Contributed to Newsfeeds	000
Viewed a photo	0	Participated in Quick Polls	000
Downloaded a document	11	Posted on Guestbooks	000
Visited the Key Dates page	3	Contributed to Stories	000
Visited an FAQ list Page	0	Asked Questions	000
Visited Instagram Page	0	Placed Pins on Places	000
Visited Multiple Project Pages	135	Contributed to Ideas	000
Contributed to a tool (engaged)	53		

ENGAGEMENT TOOLS SUMMARY

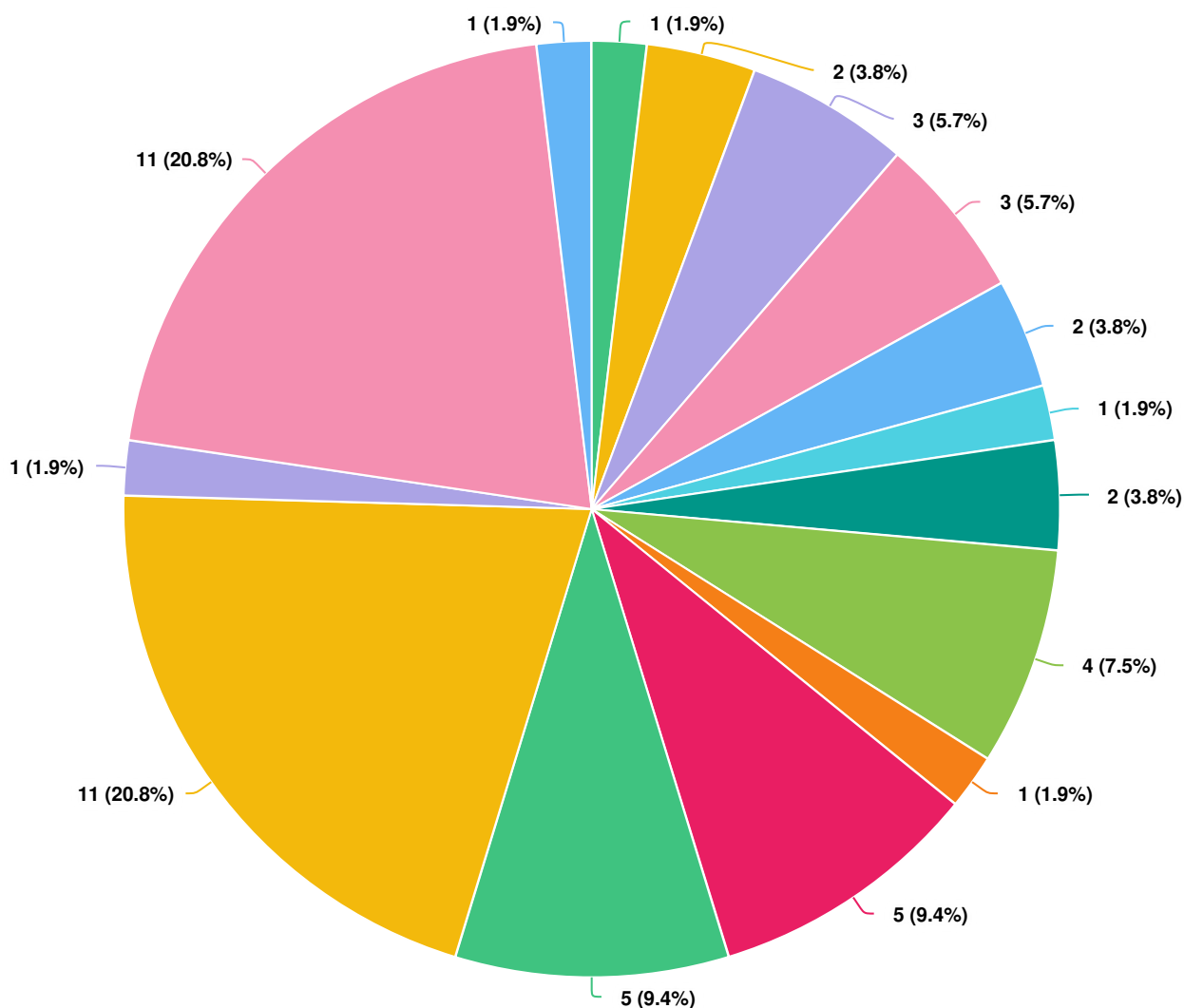


Tool Type	Engagement Tool Name	Tool Status	Visitors	Contributors		
				Registered	Unverified	Anonymous
Survey Tool	Fire Service Area Rating Review - Survey	Archived	182	53	0	0

INFORMATION WIDGET SUMMARY



Widget Type	Engagement Tool Name	Visitors	Views/Downloads
Document	FCS21078(a) Review of Area Rating Methodologies	9	9
Document	FCS21078(b) Area Rating Review	3	3
Document	FCS21078(c) Area Rating Review – Appendix D	2	2
Document	FCS21078(c) Area Rating Review – Appendix C	2	2
Document	FCS21078(c) Area Rating Review – Appendix B	1	1
Document	FCS21078(c) Area Rating Review – Appendix A	1	1
Document	FCS21078(a) Review of Area Rating Methodologies – Appendix B	1	1
Document	FCS21078(a) Review of Area Rating Methodologies – Appendix A	1	1
Document	FCS21078(c) Area Rating Review	0	0
Key Dates	Key Date	3	3

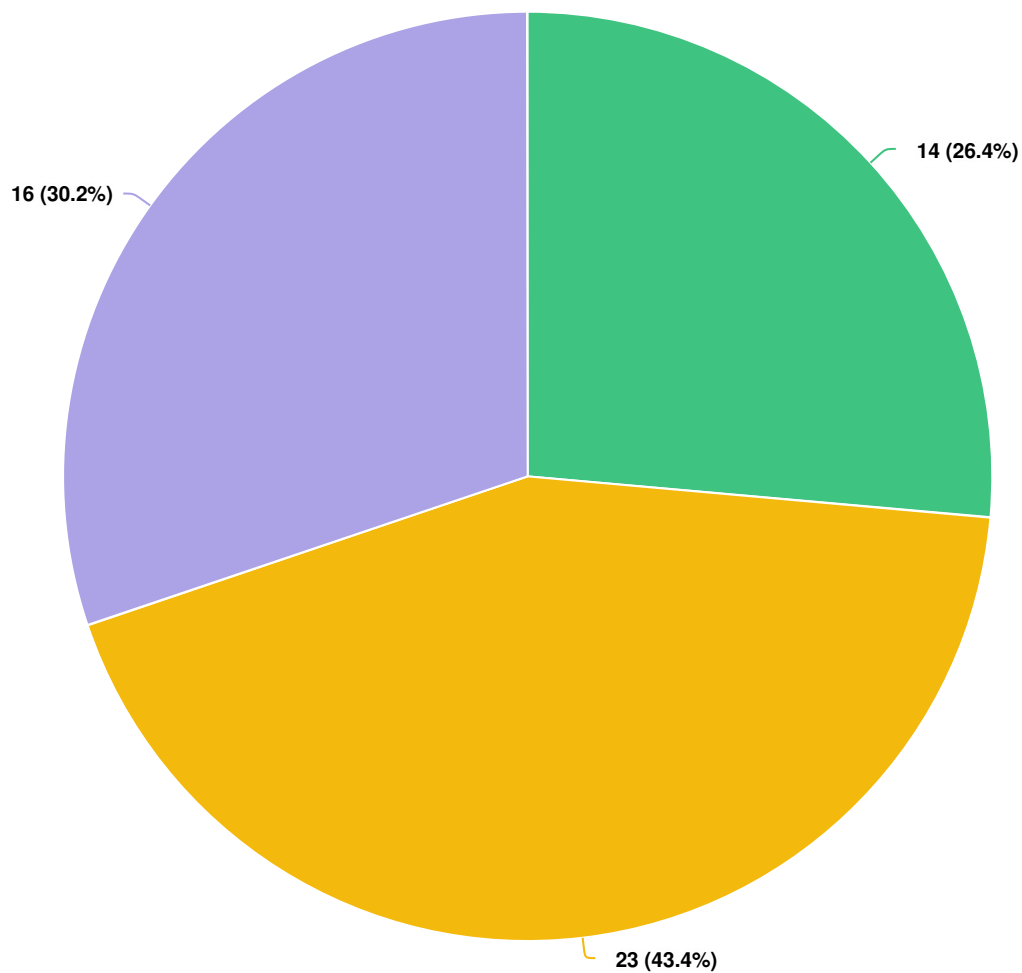
ENGAGEMENT TOOL: SURVEY TOOL**Fire Service Area Rating Review - Survey**Visitors **182**Contributors **53**CONTRIBUTIONS **53****In which ward is your main residence located?****Question options**

● Ward 1 ● Ward 2 ● Ward 3 ● Ward 4 ● Ward 6 ● Ward 7 ● Ward 8 ● Ward 9 ● Ward 10
● Ward 11 ● Ward 12 ● Ward 13 ● Ward 14 ● Ward 15 ● I don't know

Optional question (53 response(s), 0 skipped)

Question type: Radio Button Question

How are you currently taxed for fire service?



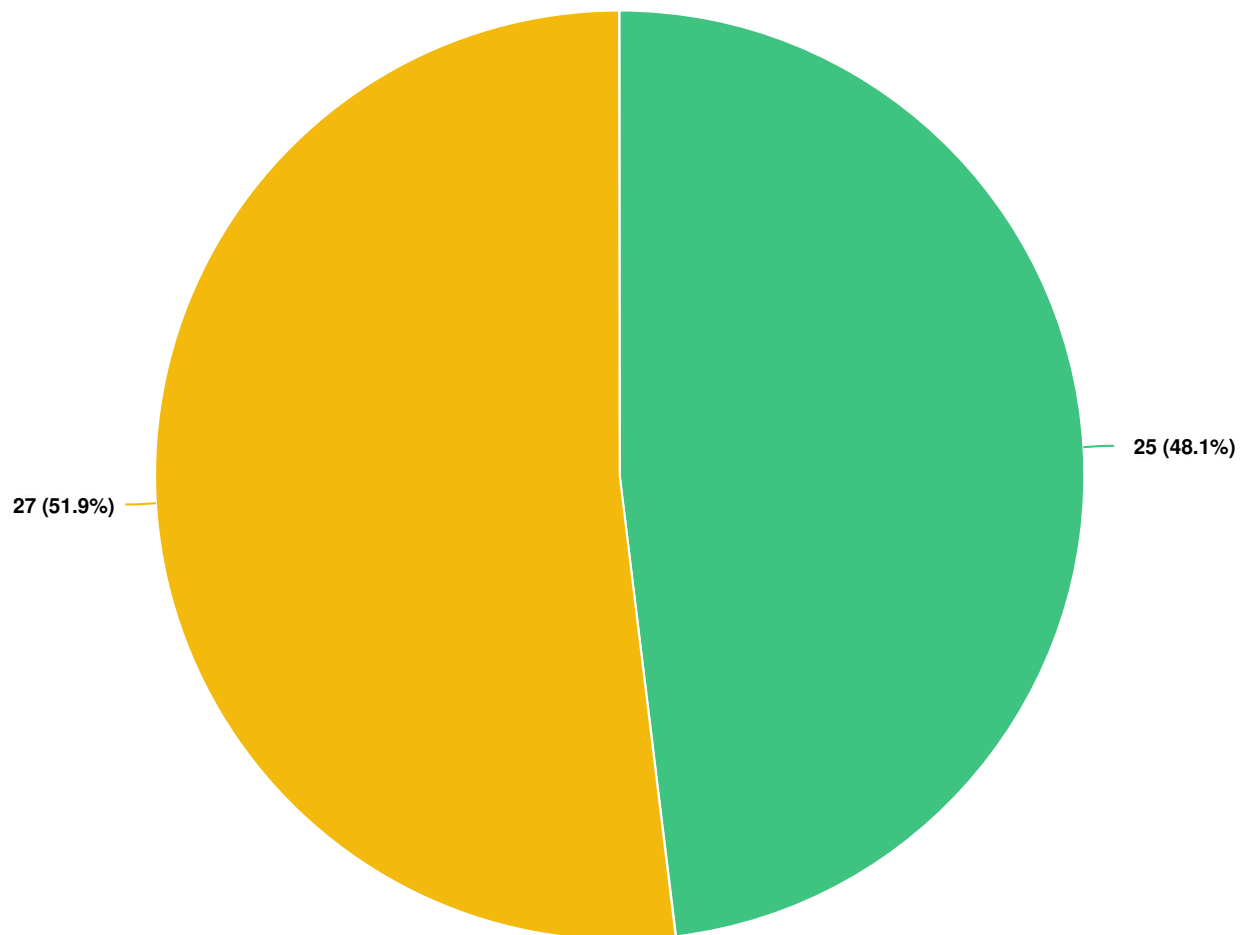
Question options

☐ Rural Area ☐ Urban Area ☐ I don't know

Optional question (53 response(s), 0 skipped)

Question type: Radio Button Question

Option 1: Three different rates based on the three levels of service.
Do you agree with this approach?



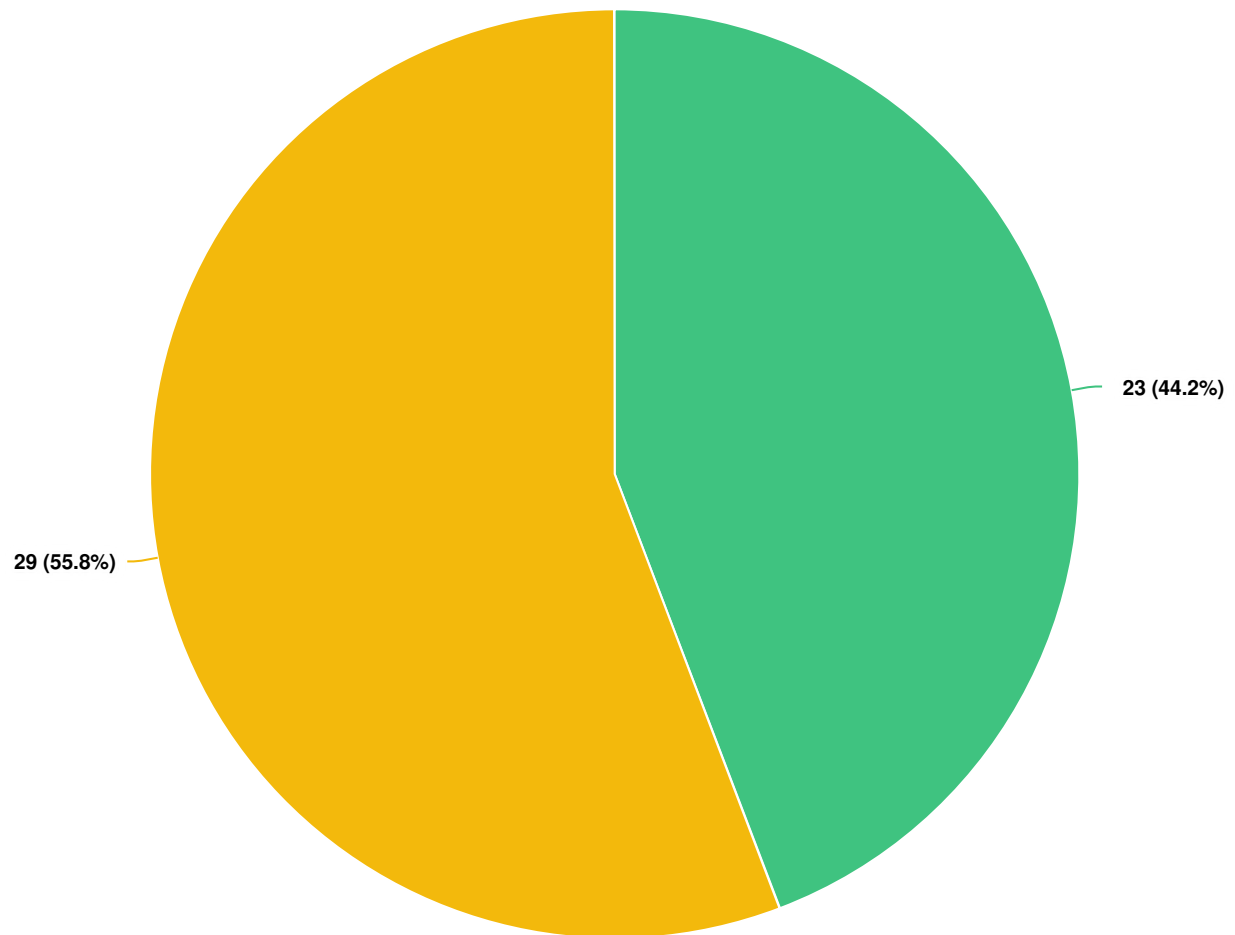
Question options

● Yes ● No

Optional question (52 response(s), 1 skipped)

Question type: Radio Button Question

Option 2: No Change.
Do you agree with this approach?



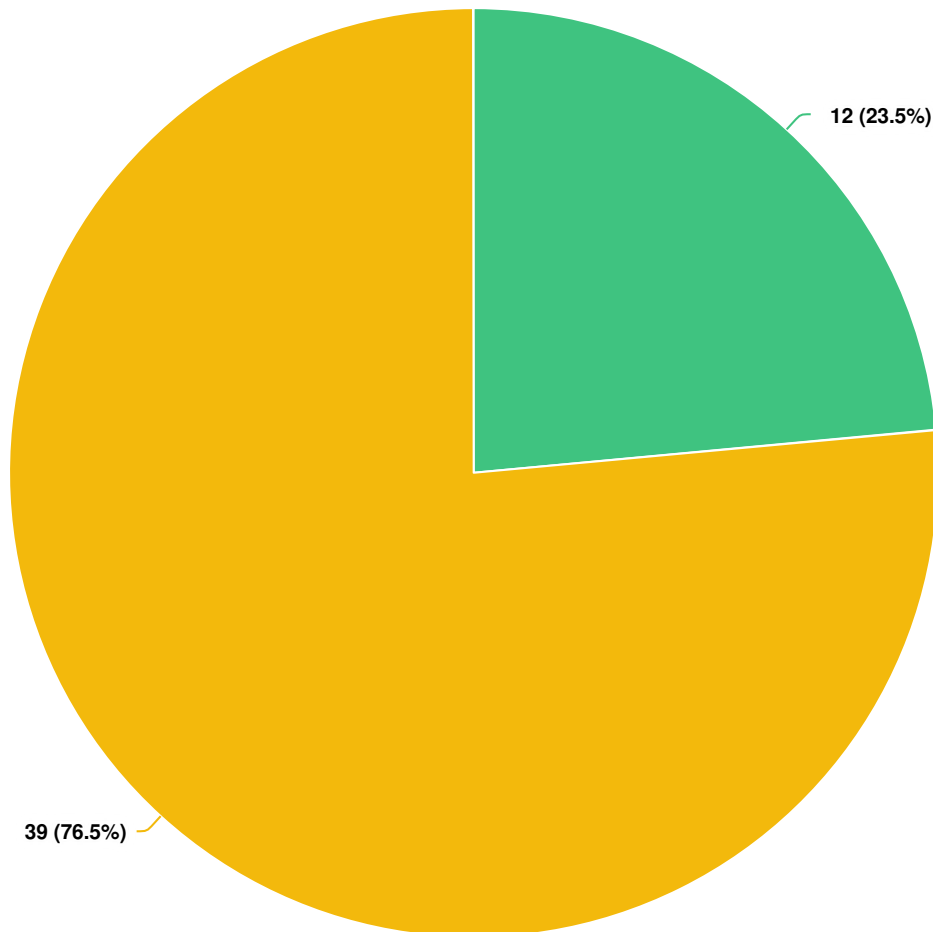
Question options

● Yes ● No

Optional question (52 response(s), 1 skipped)

Question type: Radio Button Question

Option 3: One equal rate across the City.
Do you agree with this approach?



Question options

☒ Yes ☐ No

Optional question (51 response(s), 2 skipped)

Question type: Radio Button Question