



2023 BUDGET

February 24, 2023

Grand River Conservation Authority

2023 Budget

Index

<u>Schedules</u>	<u>Pages</u>
1) Summary Schedules	
• GRCA 2023 Budget Highlights	1-4
• Summary of Revenue and Expenditures	5
• Overview - 2023 Revenue by Source	6
• Overview – 2023 Expenditures by Category	7
• GRCA Per Capita Levy 2013 to 2023	8
• Summary of Expenditures, Funding and Change in Municipal Levy	9
• Summary of Municipal General Levy	10
2) Section A – Operating Budget	11-37
• Table 1: Water Resources Planning and Environment	
• Table 2: Flood Forecasting and Warning	
• Table 3: Water Control Structures	
• Table 4: Planning	
• Table 5: Forestry and Conservation Lands Property Tax	
• Table 6: Conservation Services	
• Table 7: Communications and Foundation	
• Table 8: Outdoor Education	
• Table 9: Corporate Services	
• Table 10: Conservation Lands, Property Rentals, Hydro, Conservation Areas, and other Miscellaneous Revenues and Expenditures	
• Other Information (Information Systems and Motor Pool)	
3) Section B – Capital Budget	38-40
4) Section C – Special Projects Budget	41-43
5) Grand River Conservation Authority Members for 2023	APPENDIX A

GRCA 2023 Budget Highlights

The Grand River Conservation Authority is a successful partnership of municipalities, working together to promote and undertake wise management of the water and natural resources of the Grand River watershed.

The Grand River stretches 300 kilometres from Dundalk in Dufferin County to Port Maitland on Lake Erie. It takes in one of the fastest growing regions in the province, with a population of approximately 1,000,000. The Grand River watershed is also home to some of the most intensively farmed land in the nation.

The prospect of high growth and the impact on water and natural resources and the quality of life present an enormous challenge to the GRCA, municipalities and all watershed residents. It creates an urgent need to work co-operatively to care wisely for the Grand River and its resources.

The work of the GRCA is divided into seven business areas:

- Reducing flood damages
- Improving water quality
- Maintaining reliable water supply
- Protecting natural areas and biodiversity
- Watershed planning
- Environmental education
- Outdoor recreation

In order to carry out these functions, the GRCA draws revenues from a variety of sources:

- User fees, such as park admissions, nature centre programs, planning fees and others
- Revenues from property rentals and hydro generation at our dams
- Municipal levies, which are applied primarily to watershed management programs
- Municipal grants dedicated to specific programs, such as the Rural Water Quality Program and Water Quality Monitoring
- Provincial transfer payments for water management operating expenses
- Provincial grants for specific purposes, such as the provincial Source Protection Program and Capital Projects related to water management
- Donations from the Grand River Conservation Foundation for programs such as outdoor education, tree nursery operations and various special projects
- Federal grants and other miscellaneous sources of revenue

The GRCA continues to work on the updates and implementation of a Drinking Water Source Protection Plan for each of the four watersheds in the Lake Erie Source Protection Region, including the Grand River watershed, as part of the provincial Source Protection Program under the *Clean Water Act, 2006*. Besides supporting municipalities and other agencies in implementing the plans, the focus in 2023 continues on completing updates to the Grand River Source Protection Plan, including development of water quantity policies, updating water quality vulnerability assessments, and the development of the annual progress report for the Grand River Source Protection Plan.

In 2022 terms of reference for a watershed-based resource management strategy was completed as part of the requirement of the Conservation Authorities Act to develop a watershed strategy. In 2023, the focus will be on developing a draft watershed-based resource management strategy and engage municipalities through the Water Managers Working group. The existing water management plan will provide important information to the watershed strategy.

Bill 23 – More Homes Built Faster Act, 2022 impacts the 2023 Budget to the extent that certain fees are being frozen and there is the potential for revenue declines due to restrictions on natural heritage resource planning services offered by Conservation Authorities.

1. Watershed Management and Monitoring

Watershed management and monitoring programs protect watershed residents from flooding and provide the information required to develop appropriate resource management strategies and to identify priority actions to maintain a healthy watershed. Activities include operation of flood and erosion control structures such as dikes and dams; flood forecasting and warning; water quality monitoring; natural heritage restoration and rehabilitation projects; water quantity assessment; watershed and subwatershed studies.

Operating Expenditures:

Water Resources Planning and Environment	\$2,338,900	(Table 1)
Flood Forecasting and Warning	\$ 923,000	(Table 2)
Water Control Structures	\$1,944,200	(Table 3)

Capital Expenditures: \$1,800,000 (Section B)

Total Expenditures: \$7,006,100

Revenue sources: Municipal levies, provincial grants and reserves

2. Planning

Program areas:

- a) Natural Hazard Regulations
The administration of conservation authority regulations related to development in the floodplain, and other natural hazards e.g. wetlands, slopes, shorelines and watercourses.
- b) Plan Input and Review
Planning and technical review of municipal planning documents and recommending policies related to natural hazards; providing advice and information to municipal councils on development proposals and severances; review of environmental assessments.

Operating Expenditures: \$2,574,200 (Table 4)

Capital Expenditures: NIL

Revenue sources: Permit fees, enquiry fees, plan review fees, and municipal levy

3. Watershed stewardship

The watershed stewardship program provides information and/or assistance to private and public landowners and community groups on sound water and environmental practices that will enhance, restore or protect their properties. Some activities are reforestation/tree planting through the Burford Tree Nursery, the Rural Water Quality Program, restoration and rehabilitation projects. The program also, provides conservation information through workshops, publications, the web site and media contacts.

Operating Expenditures:

Forestry & Conservation Land Taxes	\$ 1,402,500 (Table 5)
Conservation Services	\$ 605,700 (Table 6)

Capital Expenditures: NIL

Total Expenditures: \$ 2,008,200

Revenue sources:

Municipal levies and grants, provincial grants, tree sales, landowner contributions, donations from the Grand River Conservation Foundation and other donations.

4. Conservation Land Management

This includes expenses and revenues associated with the acquisition and management of land owned or managed by the GRCA including woodlots, provincially significant wetlands (e.g. Luther Marsh, Dunnville Marsh), passive conservation areas, rail-trails and a number of rental properties. Activities include forest management, woodlot thinning, and hydro production at our dams.

Operating Expenditures:

Conservation Lands, Rentals, Misc	\$4,278,800 (Table 10-Conservation Lands)
Hydro Production	\$ 212,000 (Table 10-Hydro Production)

Capital Expenditures: NIL

Total Expenditures: \$4,490,800

Revenue sources:

Property rentals, hydro production, timber sales, conservation land income, donations from the Grand River Conservation Foundation

5. Education

The GRCA operates six nature centres, which provide curriculum-based programs to about 50,000 students from six school boards and independent schools throughout the watershed. In addition, about 16,000 members of the public attend day camps and weekend family and community events.

Operating Expenditures: \$810,100 (Table 8)

Capital Expenditures: NIL

Revenue sources: School boards, nature centre user fees, community event fees, donations from the Grand River Conservation Foundation and municipal general levy.

6. Recreation

This includes the costs and revenues associated with operating the GRCA's 11 active conservation areas. The GRCA offers camping, hiking, fishing, swimming, skiing and other activities at its parks. It provides 2,200 campsites, making it the second-largest provider of camping accommodation in Ontario. About 1.7 million people visit GRCA parks each year.

Operating Expenditures: \$ **8,500,000** (Table 10)
Capital Expenditures: \$ **2,000,000** (Section B)
Total Expenditures: \$ **9,800,000**

Revenue sources:
Conservation Area user fees, government grants, reserves and donations.

7. Corporate services & Strategic Communications

This includes the cost of head office functions such as accounting and human resources, as well as the cost of facilities, insurance, consulting and legal fees and expenses relating to the General Membership.

Operating Expenditures:

Strategic Communications \$ 597,500 (Table 7)
Corporate Services \$3,960,790 (Table 9)

Capital Expenditures: \$ **779,000** (Section B)

Total Expenditures: \$**5,337,290**

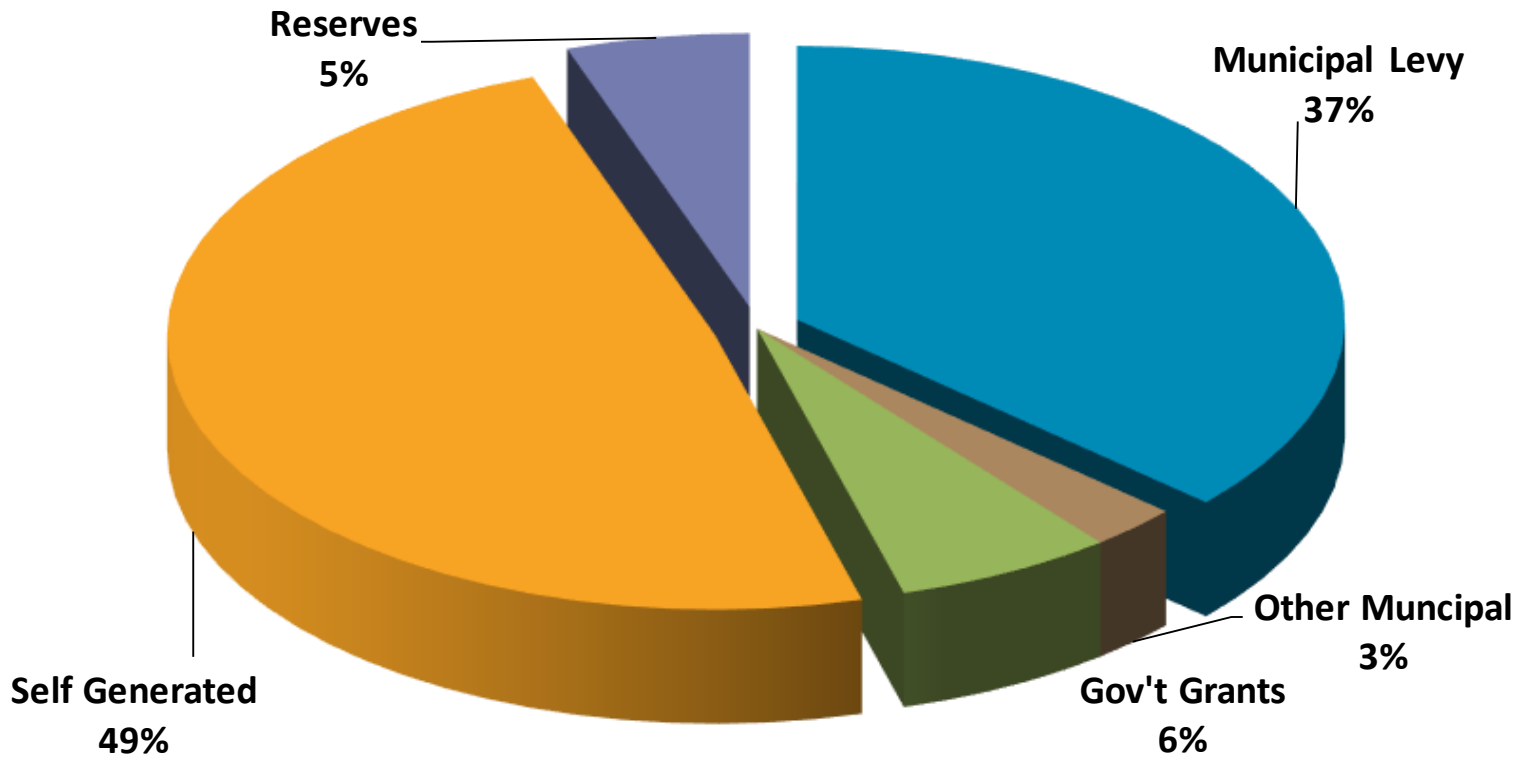
Revenue sources: Municipal levies and reserves.

BUDGET 2023 - Summary of Revenue and Expenditures

FUNDING		Actual 2020	Actual 2021	Actual 2022	Budget 2022	Budget 2023	Budget Incr/(decr)
Municipal General Levy Funding		11,927,000	12,225,000	12,530,000	12,530,000	12,968,000	438,000 3.50%
Other Government Grants		3,058,703	3,131,738	2,776,160	3,927,188	3,217,188	(710,000) -18.1%
Self-Generated Revenue		15,869,456	16,021,037	33,808,667	16,273,177	17,325,502	1,052,325 6.5%
Funding from Reserves		788,467	494,912	805,916	2,144,000	1,916,000	(228,000) -10.6%
TOTAL FUNDING		31,643,626	31,872,687	49,920,743	34,874,365	35,426,690	552,325 1.6%
EXPENDITURES		Actual 2020	Actual 2021	Actual 2022	Budget 2022	Budget 2023	Budget Incr/(decr)
Base Programs - Operating includes funding to reserves	SECTION A	26,583,370	27,048,151	44,299,866	26,497,365	28,182,690	1,685,325 6.36%
Base Programs - Capital	SECTION B	2,450,132	2,150,870	2,907,147	5,102,000	4,579,000	(523,000) -10.25%
Special Projects	SECTION C	2,293,883	2,106,489	2,151,228	3,275,000	2,665,000	(610,000) -18.6%
TOTAL EXPENDITURES		31,327,385	31,305,510	49,358,241	34,874,365	35,426,690	552,325 1.6%
NET RESULT		316,241	567,177	562,502	-	-	

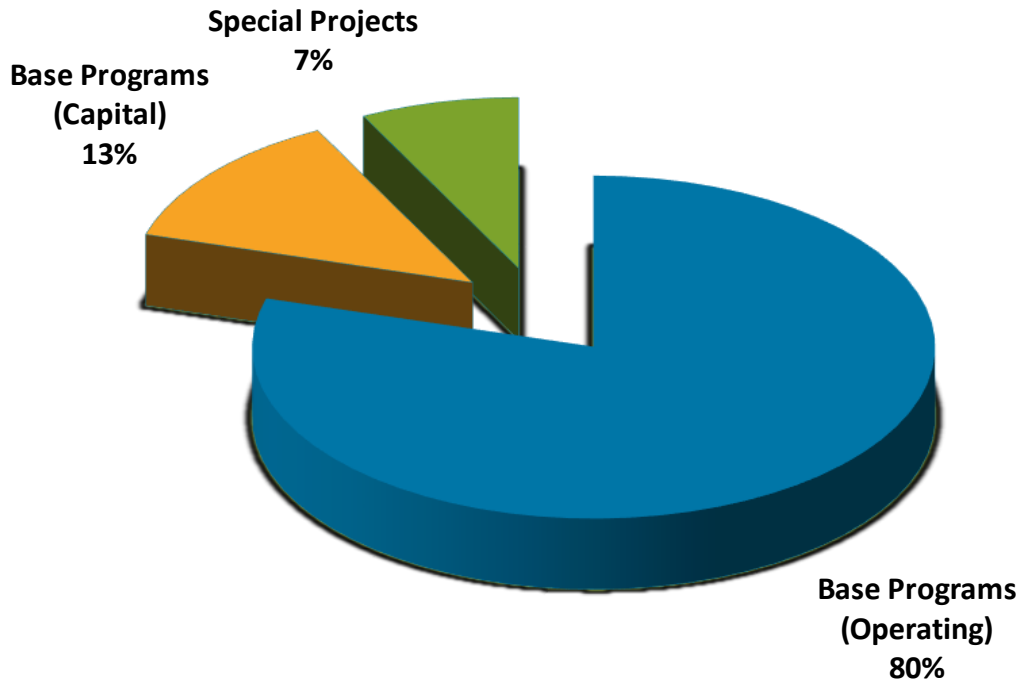
2023 Budget – Revenue by Source

Total 2023 Budget Revenue = \$35.4 Million (\$ 34.9 Million in 2022)

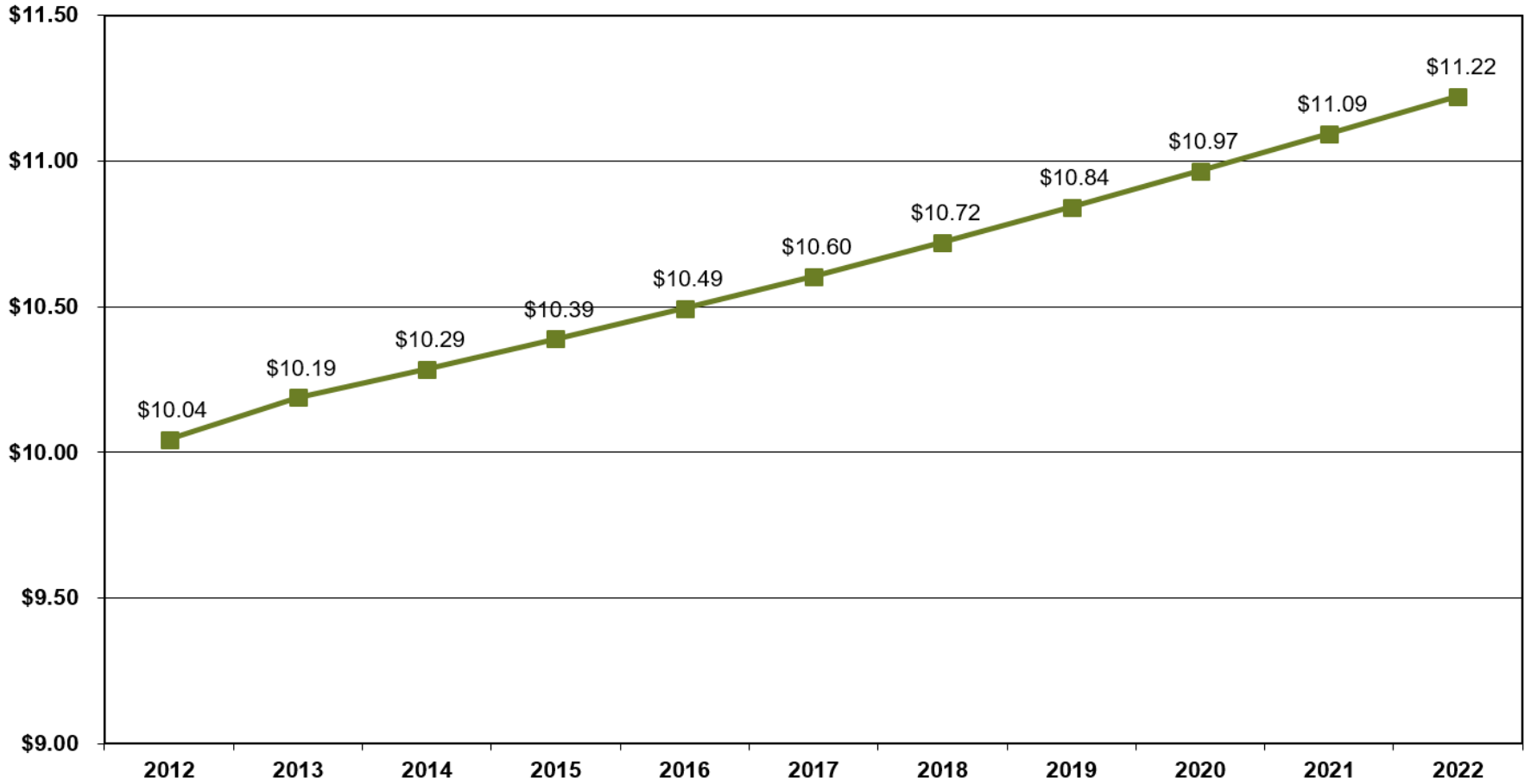


2023 Budget – Expenditures by Category

2023 Budget Expenditures = \$35.4 Million (\$ 34.9 Million in 2022)



Grand River Conservation Authority Per Capita General Levy (2012 to 2022)



Year

GRAND RIVER CONSERVATION AUTHORITY

Budget 2023 - Summary of Expenditures, Funding and Change in Municipal Levy

		TABLE 1	TABLE 2	TABLE 3	TABLE 4	TABLE 5	TABLE 6	TABLE 7	TABLE 8	TABLE 9	TABLE 9	TABLE 10	TABLE 10	TABLE 10	
		Water Resources Planning & Environment	Flood Forecasting & Warning	Water Control Structures	Resource Planning	Forestry & Conservation Land Taxes	Conservation Services	Communications	Environmental Education	Corporate Services	Loss/(Surplus) impact on Municipal Levy Increase	Conservation Land and Rental Management and Misc	Hydro Production	Conservation Areas	TOTAL
2023 OPERATING															
TOTAL EXPENSES	A	2,373,900	923,000	1,944,200	2,574,200	1,402,500	605,700	597,500	810,100	3,960,790		4,278,800	212,000	8,500,000	28,182,690
TOTAL OTHER FUNDING	B	87,500	224,338	355,350	1,189,000	607,000	31,000	0	500,000	135,000		3,393,000	580,000	8,500,000	15,602,188
"Other Programs" Surplus/(Loss)	B less A											(885,800)	368,000	-	(517,800)
Loss to be offset with Surplus	C										517,800				(517,800)
Surplus 2021 carried forward to 2022											(562,502)				562,502
2023 Levy	A less B less C	2,286,400	698,662	1,588,850	1,385,200	795,500	574,700	597,500	310,100	3,825,790	(44,702)	0	0	0	12,018,000
															0
NET RESULT															
Levy Increase:															
2023 Levy		2,286,400	698,662	1,588,850	1,385,200	795,500	574,700	597,500	310,100	3,825,790	(44,702)				12,018,000
2022 Levy		2,179,900	678,662	1,537,350	1,307,200	773,500	555,200	577,500	284,600	3,786,565	(100,477)				11,580,000
Levy Increase over prior year		106,500	20,000	51,500	78,000	22,000	19,500	20,000	25,500	39,225	55,775	n/a	n/a	n/a	438,000
2023 CAPITAL															
TOTAL EXPENSES	A	110,000	190,000	1,500,000						779,000				2,000,000	4,579,000
TOTAL OTHER FUNDING	B	75,000	25,000	750,000						779,000				2,000,000	3,629,000
2023 Levy	A less B	35,000	165,000	750,000						-				-	950,000
Levy Increase:															
2023 Levy		35,000	165,000	750,000						-				-	950,000
2022 Levy		35,000	165,000	750,000						-				-	950,000
Levy Increase/(decrease) over prior year		-	-	-						-				-	-
2023 SPECIAL															
TOTAL EXPENSES	A	210,000	90,000	640,000		100,000	1,090,000		500,000			35,000			2,665,000
TOTAL OTHER FUNDING	B	210,000	90,000	640,000		100,000	1,090,000		500,000			35,000			2,665,000
2023 Levy	A less B	-	-	-		-	-		-			-			-
														TOTAL EXPENSES	35,426,690
														TOTAL FUNDING	35,426,690
														NET RESULT	-

Grand River Conservation Authority Summary of Municipal Levy - 2023 Budget

FINAL February 24, 2023

	% CVA in Watershed	2022 CVA (Modified)	CVA in Watershed	CVA-Based Apportionment	2023 Budget Matching & Maintenance Levy	2023 Budget Admin & Maintenance Levy	2023 Budget Capital Maintenance* Levy	2023 Budget Total Levy	Actual 2022	% Change
Brant County	82.9%	7,349,082,037	6,092,389,009	2.92%	13,125	337,655	27,729	378,509	361,733	4.6%
Brantford C	100.0%	15,438,439,128	15,438,439,128	7.40%	33,261	855,636	70,266	959,163	925,478	3.6%
Amaranth Twp	82.0%	823,007,110	674,865,830	0.32%	1,454	37,403	3,072	41,929	40,312	4.0%
East Garafraxa Twp	80.0%	646,737,870	517,390,296	0.25%	1,115	28,675	2,355	32,145	31,052	3.5%
Town of Grand Valley	100.0%	602,204,454	602,204,454	0.29%	1,297	33,376	2,741	37,414	34,921	7.1%
Melancthon Twp	56.0%	605,191,515	338,907,248	0.16%	730	18,783	1,542	21,055	20,387	3.3%
Southgate Twp	6.0%	1,095,001,488	65,700,089	0.03%	142	3,641	299	4,082	3,913	4.3%
Haldimand County	41.0%	7,387,846,603	3,029,017,107	1.45%	6,526	167,875	13,786	188,187	180,063	4.5%
Norfolk County	5.0%	9,785,538,892	489,276,945	0.23%	1,054	27,117	2,227	30,398	29,714	2.3%
Halton Region	10.5%	48,462,400,444	5,103,428,670	2.44%	10,995	282,844	23,227	317,066	304,589	4.1%
Hamilton City	26.8%	96,614,037,173	25,844,254,944	12.38%	55,679	1,432,351	117,626	1,605,656	1,557,692	3.1%
Oxford County	36.5%	4,574,385,729	1,667,806,332	0.80%	3,593	92,434	7,591	103,618	100,481	3.1%
North Perth T	2.0%	2,359,924,293	47,198,486	0.02%	102	2,616	215	2,933	2,779	5.5%
Perth East Twp	40.0%	2,078,521,741	831,408,696	0.40%	1,791	46,079	3,784	51,654	49,597	4.1%
Waterloo Region	100.0%	105,303,687,542	105,303,687,542	50.45%	226,867	5,836,184	479,273	6,542,324	6,325,085	3.4%
Centre Wellington Twp	100.0%	5,401,783,927	5,401,783,927	2.59%	11,638	299,380	24,585	335,603	319,769	5.0%
Erin T	49.0%	2,607,980,359	1,277,910,376	0.61%	2,753	70,825	5,816	79,394	77,102	3.0%
Guelph C	100.0%	28,289,926,279	28,289,926,279	13.55%	60,948	1,567,896	128,757	1,757,601	1,702,688	3.2%
Guelph Eramosa Twp	100.0%	2,930,879,758	2,930,879,758	1.40%	6,314	162,436	13,339	182,089	176,486	3.2%
Mapleton Twp	95.0%	1,881,798,619	1,787,708,688	0.86%	3,851	99,079	8,136	111,066	106,574	4.2%
Wellington North Twp	51.0%	1,801,568,972	918,800,176	0.44%	1,979	50,922	4,182	57,083	55,274	3.3%
Puslinch Twp	75.0%	2,769,118,798	2,076,839,099	0.99%	4,474	115,105	9,452	129,031	124,311	3.8%
Total		348,809,062,729	208,729,823,079	100.00%	449,688	11,568,312	950,000	12,968,000	12,530,000	3.5%

*Capital Maintenance Levy represents levy allocated to maintenance of capital infrastructure, studies, and/or equipment.

SECTION A

BASE PROGRAMS – OPERATING

SECTION A - Operating Budget

GRAND RIVER CONSERVATION AUTHORITY

Budget 2023 vs Budget 2022

	Actual 2021	Budget 2022	Budget 2023	Incr/(Decr)	%age change
EXPENDITURES					
OPERATING EXPENSES	44,299,866	26,497,365	28,182,690	1,685,325	6.36%
Total Expenses	44,299,866	26,497,365	28,182,690	1,685,325	6.36%
SOURCES OF FUNDING					
MUNICIPAL GENERAL LEVY (NOTE)	11,004,351	11,580,000	12,018,000	438,000	3.78%
MUNICIPAL SPECIAL LEVY	32,157	50,000	50,000	-	0.00%
OTHER GOVT FUNDING	491,233	517,188	517,188	-	0.00%
SELF-GENERATED	31,959,285	13,666,000	14,593,000	927,000	6.78%
RESERVES	245,663	117,000	442,000	325,000	277.78%
SURPLUS CARRYFORWARD	567,177	567,177	562,502	(4,675)	-0.82%
Total BASE Funding	44,299,866	26,497,365	28,182,690	1,685,325	6.36%

NOTE: See "Summary of Revenue, Expenditures and Changes in Municipal Levy" for details of \$438,000 levy increase.

TABLE 1

(a) Watershed Studies

This category includes watershed and subwatershed studies. These studies provide the strategic framework for understanding water resources and ecosystem form, functions and linkages. These allow for assessment of the impacts of changes in watershed resources and land use. Watershed studies also identify activities and actions that are needed to minimize the adverse impacts of change. This program supports other plans and programs that promote healthy watersheds.

Specific Activities:

- Carry out or partner with municipalities and other stakeholders on integrated subwatershed plans for streams and tributaries. Subwatershed Plans are technical reports which provide comprehensive background on how surface water, groundwater, terrestrial and aquatic ecosystems function in a subwatershed. The plans recommend how planned changes such as urbanization can take place in a sustainable manner. Subwatershed studies are ongoing or planned in the City of Kitchener, Region of Waterloo, City of Guelph and City of Brantford.
- In 2022 terms of reference for a watershed-based resource management strategy was completed as part of the requirement of the Conservation Authorities Act to develop a watershed strategy. In 2023, the focus will be on developing a draft watershed-based resource management strategy and engage municipalities through the Water Managers Working group.

(b) Water Resources Planning and Environment and Support

This category includes the collection and analysis of environmental data and the development of management plans for protection and management of water resources and natural heritage systems. These programs assist with implementation of monitoring water and natural resources and assessment of changes in watershed health and priority management areas.

Specific Activities:

- operate 8 continuous river water quality monitoring stations, 73 stream flow monitoring stations, 27 groundwater monitoring stations, and 37 water quality monitoring stations in conjunction with MOE, apply state-of-the-art water quality assimilation model to determine optimum sewage treatment options in the central Grand, and provide technical input to municipal water quality issues
- analyze and report on water quality conditions in the Grand River watershed
- maintain a water budget to support sustainable water use in the watershed, and maintain a drought response program
- analyze water use data for the watershed and provide recommendations for water conservation approaches

- provide advice to Provincial Ministries regarding water use permits to ensure that significant environmental concerns are identified so that potential impacts can be addressed.

(c) Water Management Division Support

Provides support services to the Water Management Division including support for Flood Forecasting and Warning and Water Control Structures.

Specific Spending:

- administrative services
- travel, communication, staff development and computer
- insurance

(d) Natural Heritage Management

The natural heritage management program includes those activities associated with providing service and/or assistance to private and public landowners and community groups on sound environmental practices that will enhance, restore or protect the aquatic and terrestrial ecosystems. The program includes watershed scale natural heritage assessments and implements restoration activities on GRCA land.

Specific Activities:

- implement “best bets” for protection and enhancement of fisheries, work with outside agencies, non-government organizations and the public to improve fish habitat through stream rehabilitation projects including the implementation of the recommendations of the watershed studies.
- maintain and implement the Forest Management Plan for the Grand River watershed and develop and implement components of the watershed Emerald Ash Borer strategy
- carry out restoration and rehabilitation projects for aquatic and terrestrial ecosystems e.g. species at risk and ecological monitoring on GRCA lands, and prescribed burn activities and community events such as tree planting and stream restoration

TABLE 1
 GRAND RIVER CONSERVATION AUTHORITY
Water Resources Planning & Environment

OPERATING	Actual 2022	Budget 2022	Budget 2023	Budget Change
Expenses:				incr/(decr)
Salary and Benefits	1,455,879	1,684,000	1,706,500	22,500
Travel, Motor Pool, Expenses, Telephone, Training and Development, IT	251,304	268,300	268,300	0
Insurance	166,978	150,000	234,000	84,000
Other Operating Expenses	105,592	165,100	165,100	0
Amount set aside to Reserves	110,000	-	-	0
TOTAL EXPENSE	2,089,753	2,267,400	2,373,900	106,500
Funding				(incr)/decr
Municipal Special/Other	31,482	50,000	50,000	0
Prov & Federal Govt	4,690	37,500	37,500	0
Funds taken from Reserves	-	-	-	0
TOTAL FUNDING	36,172	87,500	87,500	-
Net Funded by General Municipal Levy	2,053,581	2,179,900	2,286,400	
Net incr/(decr) to Municipal Levy				106,500

TABLE 2

Flood Forecasting and Warning

The flood warning system includes the direct costs associated with monitoring the streams, and rivers in order to effectively provide warnings and guidance to municipalities and watershed residents during flood emergencies.

Overall, flood protection services provide watershed residents with an effective and efficient system that will reduce their exposure to the threat of flood damage and loss of life. It is estimated that the existing flood protection in the Grand River watershed saves an average of over \$5.0 million annually in property damage.

Specific Activities:

- maintain a ‘state of the art’ computerized flood forecasting and warning system.
- operate a 24 hour, year-round, on-call duty officer system to respond to flooding matters.
- collect and manage data on rainfall, water quantity, reservoir conditions, water levels from 56 stream flow gauges, 24 rainfall gauges, and 12 snow courses.
- use Ignition system to continuously, monitor river conditions and detect warning levels, assist municipalities with emergency planning, and respond to thousands of inquiries each year.
- assist municipalities with municipal emergency planning and participate in municipal emergency planning exercises when requested.
- hold municipal flood coordinator meetings twice a year to confirm responsibilities of agencies involved in the flood warning system. Test the system. Update and publish a flood warning system guide containing up to date emergency contact information. Maintain update to date emergency contact information throughout the year.

TABLE 2
GRAND RIVER CONSERVATION AUTHORITY
Flood Forecasting & Warning

OPERATING	Actual 2022	Budget 2022	Budget 2023	Budget change
Expenses:				incr/(decr)
Salary and Benefits	439,764	499,000	579,000	80,000
Travel, Motor Pool, Expenses, Telephone, Training and Development, IT	235,412	236,000	236,000	-
Other Operating Expenses	99,622	108,000	108,000	-
Amount set aside to Reserves	45,000	-	-	-
TOTAL EXPENSE	819,798	843,000	923,000	80,000
Funding				(incr)/decr
MNR Grant	164,338	164,338	164,338	-
Prov & Federal Govt		-	-	-
Funds taken from Reserves			60,000	(60,000)
TOTAL FUNDING	164,338	164,338	224,338	(60,000)
Net Funded by General Municipal Levy	655,460	678,662	698,662	
Net incr/(decr) to Municipal Levy				20,000

TABLE 3

Water Control Structures

This category includes costs associated with the capital and maintenance of structures, the primary purpose of which is to provide protection to life and property. These structures include dams, dykes, berms and channels etc. Also included in this category are non-flood control dams and weirs, which maintain upstream water levels.

Overall, flood protection services provide watershed residents with an effective and efficient system that will reduce their exposure to the threat of flood damage and loss of life. It is estimated that the existing flood protection in the Grand River watershed saves an average of over \$5.0 million annually in property damage.

Specific Activities:

- operate and maintain 7 major multi-purpose reservoirs, which provide flood protection and flow augmentation, and 25 kilometres of dykes in 5 major dyke systems (Kitchener-Bridgeport, Cambridge-Galt, Brantford, Drayton and New Hamburg)
- ensure structural integrity of flood protection infrastructure through dam safety reviews, inspections and monitoring, reconstruction of deteriorating sections of floodwalls and refurbishing of major components of dams and dykes.
- carry out capital upgrades to the flood control structures in order to meet Provincial standards
- operate and maintain 22 non-flood control dams, which are primarily for aesthetic, recreational, municipal fire suppression water supply or municipal drinking water supply intake purposes
- develop and implement plans to decommission failing or obsolete dams
- ice management activities to prevent or respond to flooding resulting from ice jams
- develop and implement public safety plans for structures

TABLE 3
GRAND RIVER CONSERVATION AUTHORITY
Water Control Structures

OPERATING	Actual 2022	Budget 2022	Budget 2023	Budget change
Expenses:				incr/(decr)
Salary and Benefits	1,181,410	1,278,000	1,399,500	121,500
Travel, Motor Pool, Expenses, Telephone, Training and Development, IT	20,257	29,200	29,200	-
Property Taxes	160,648	170,700	170,700	-
Other Operating Expenses	304,998	344,800	344,800	-
Amount set aside to Reserves	187,000	-	-	-
TOTAL EXPENSE	1,854,313	1,822,700	1,944,200	121,500
Funding				(incr)/decr
MNR Grant	285,350	285,350	285,350	-
Funds taken from Reserves			70,000	70,000
TOTAL FUNDING	285,350	285,350	355,350	70,000
Net Funded by General Municipal Levy	1,568,963	1,537,350	1,588,850	
Net incr/(decr) to Municipal Levy				51,500

TABLE 4

(a) PLANNING - Regulations

This category includes costs and revenues associated with administering the *Development, Interference with Wetlands and Alterations to Shorelines and Watercourses Regulation* made under the *Conservation Authorities Act*. This includes permit review, inspections, permit issuance, enforcement and follow-up, which may include defending appeals.

Specific Activities:

- Process over 1,000 permits each year related to development, alteration or activities that may interfere with the following types of lands:
 - ravines, valleys, steep slopes
 - wetlands including swamps, marshes, bogs, and fens
 - any watercourse, river, creek, floodplain or valley land
 - the Lake Erie shoreline
- The regulation applies to the development activities listed below in the areas listed above:
 - the construction, reconstruction, erection or placing of a building or structure of any kind,
 - any change to a building or structure that would have the effect of altering the use or potential use of the building or structure, increasing the size of the building or structure or increasing the number of dwelling units in the building or structure
 - site grading
 - the temporary or permanent placing, dumping or removal of any material originating on the site or elsewhere.
- maintain policies and guidelines to assist in the protection of people and property (i.e. Policies for the Administration of the Development, Interference with Wetlands and Alterations to Shorelines and Watercourses Regulation)
- enforcement of the Development, Interference with Wetlands and Alterations to Shorelines and Watercourses Regulation and maintain compliance policies and procedures
- update and maintain flood line mapping; develop natural hazards mapping in digital format to be integrated into municipal planning documents and Geographic Information Systems

(b) PLANNING - Municipal Plan Input and Review

This program includes costs and revenues associated with reviewing Official Plans, Secondary and Community Plans, Zoning Bylaws, Environmental Assessments, development applications and other proposals, in accordance with Conservation Authority and provincial or municipal agreements.

Specific Activities:

- review municipal planning and master plan documents and recommend environmental policies and designations for floodplains, wetlands, natural heritage areas, fisheries habitat, hazard lands and shorelines, which support GRCA regulations and complement provincial polices and federal regulations
- provide advice to municipalities regarding environmental assessments, and other proposals such as aggregate and municipal drain applications to ensure that all natural hazard concerns are adequately identified and that any adverse impacts are minimized or mitigated
- provide information and technical advice to Municipal Councils and Committees and Land Division Committees regarding development applications to assist in making wise land use decisions regarding protection of people and property from natural hazard areas such as flood plains, erosion areas, Lake Erie shoreline, watercourses and wetlands.

TABLE 4
GRAND RIVER CONSERVATION AUTHORITY
Resource Planning

OPERATING	Actual 2022	Budget 2022	Budget 2023	Budget change
Expenses:				incr/(decr)
Salary and Benefits	1,987,108	2,074,000	2,297,000	223,000
Travel, Motor Pool, Expenses, Telephone, Training and Development, IT	223,619	222,500	222,500	-
Other Operating Expenses	18,535	54,700	54,700	-
Amount set aside to Reserves	155,000	-	-	-
-	2,384,262	2,351,200	2,574,200	223,000
Funding				(incr)/decr
Self Generated	1,190,182	1,044,000	1,144,000	(100,000)
Funds taken from Reserves			45,000	(45,000)
TOTAL FUNDING	1,190,182	1,044,000	1,189,000	(145,000)
Net Funded by General Municipal Levy	1,194,080	1,307,200	1,385,200	
Net incr/(decr) to Municipal Levy				78,000

TABLE 5

Forestry & Property Taxes

The forestry program includes those activities associated with providing service and/or assistance to private and public landowners and community groups on sound environmental practices that will enhance, restore or protect their properties.

This category includes direct delivery of remediation programs including tree planting/reforestation.

General Municipal Levy funds the property tax for GRCA owned natural areas/passive lands.

Specific Activities:

- plant trees on private lands (cost recovery from landowner)
- operate Burford Tree Nursery to grow and supply native and threatened species
- carry out tree planting and other forest management programs on over 7,000 hectares of managed forests on GRCA owned lands
- hazard tree management to protect people and property

TABLE 5
GRAND RIVER CONSERVATION AUTHORITY
Forestry & Conservation Land Taxes

OPERATING	Actual 2022	Budget 2021	Budget 2022	Budget change
Expenses:				incr/(decr)
Salary and Benefits	492,827	531,000	553,000	22,000
Travel, Motor Pool, Expenses, Telephone, Training and Development, IT	48,990	54,300	54,300	0
Property Taxes	185,993	183,200	183,200	0
Other Operating Expenses	600,126	612,000	612,000	0
Amount set aside to Reserves	70,000			0
TOTAL EXPENSE	1,397,936	1,380,500	1,402,500	22,000
Funding				(incr)/decr
Donations	17,654	27,000	27,000	-
Self Generated	663,392	580,000	580,000	-
TOTAL FUNDING	681,046	607,000	607,000	0
Net Funded by General Municipal Levy	716,890	773,500	795,500	
Net incr/(decr) to Municipal Levy				22,000

TABLE 6

Conservation Services

The Conservation Services program includes those activities associated with providing service and/or assistance to private and public landowners and community groups implementing projects to conserve and enhance natural resources on their properties.

This category includes the Rural Water Quality program and Forestry extension services.

Specific Activities:

- Co-ordinate the Rural Water Quality Program. This involves landowner contact, community outreach and delivery of a grant program to encourage adoption of agricultural management practices and projects to improve and protect water quality. Funding for this important initiative comes from watershed municipalities and other government grants.
- Carry out tree planting, and naturalization projects with private landowners
- Co-ordinate community events e.g. children's water festivals and agricultural and rural landowner workshops to promote landowner environmental stewardship action

TABLE 6
GRAND RIVER CONSERVATION AUTHORITY
Conservation Services

OPERATING	Actual 2022	Budget 2022	Budget 2023	Budget change
Expenses:				incr/(decr)
Salary and Benefits	420,643	478,000	497,500	19,500
Travel, Motor Pool, Expenses, Telephone, Training and Development, IT	27,828	86,200	86,200	-
Other Operating Expenses	785	22,000	22,000	-
Amount set aside to Reserves	87,000	-	-	-
TOTAL EXPENSE	536,256	586,200	605,700	19,500
Funding				(incr)/decr
Prov & Federal Govt	-	30,000	30,000	-
Funds taken from Reserves	663	1,000	1,000	-
TOTAL FUNDING	663	31,000	31,000	-
Net Funded by General Municipal Levy	535,593	555,200	574,700	
Net incr/(decr) to Municipal Levy				19,500

TABLE 7

Strategic Communications

The communications department provides a wide range of services and support for the GRCA, the Grand River Conservation Foundation, and the Lake Erie Region Source Protection Program. This category includes watershed-wide communication and promotion of conservation issues to watershed residents, municipalities and other agencies.

Communications - Specific Activities:

- Media relations
- Public relations and awareness building
- Online communications
- Issues management and crisis communications
- Community engagement and public consultation
- Corporate brand management

TABLE 7
GRAND RIVER CONSERVATION AUTHORITY
Strategic Communications

OPERATING	Actual 2022	Budget 2022	Budget 2023	Budget change
Expenses:				incr/(decr)
Salary and Benefits	360,523	492,000	512,000	20,000
Travel, Motor Pool, Expenses, Telephone, Training and Development, IT	45,541	62,000	62,000	-
Other Operating Expenses	-	23,500	23,500	-
Amount set aside to Reserves	110,000	-	-	-
TOTAL EXPENSE	516,064	577,500	597,500	20,000
Funding				
Net Funded by General Municipal Levy	516,064	577,500	597,500	
Net incr/(decr) to Municipal Levy				20,000

TABLE 8

Environmental Education

This category includes costs and revenues associated with outdoor education facilities, which provide education and information about conservation, the environment and the Conservation Authority's programs to 50,000 students in 6 school boards and 16,000 members of the general public annually. The majority of funding for this program comes from school boards, the Grand River Conservation Foundation and public program fees.

Specific Activities:

- operate 6 outdoor education centres under contract with watershed school boards, providing hands-on, curriculum-based, outdoor education (App's Mills near Brantford, Taquanyah near Cayuga, Guelph Lake, Laurel Creek in Waterloo, Shade's Mills in Cambridge and Rockwood)
- offer curriculum support materials and workshops to watershed school boards
- offer conservation day camps to watershed children and interpretive community programs to the public (user fees apply)

TABLE 8
GRAND RIVER CONSERVATION AUTHORITY
Environmental Education

OPERATING	Actual 2022	Budget 2022	Budget 2023	Budget change
Expenses:				incr/(decr)
Salary and Benefits	545,422	553,000	574,500	21,500
Travel, Motor Pool, Expenses, Telephone, Training and Development, IT	42,654	57,000	57,000	0
Insurance	19,095	17,000	21,000	4,000
Property Taxes	10,629	14,000	14,000	0
Other Operating Expenses	199,234	143,600	143,600	0
Amount set aside to Reserves	35,000	0	0	0
TOTAL EXPENSE	852,034	784,600	810,100	25,500
Funding				(incr)/decr
Provincial & Federal Grants	225	0	0	0
Self Generated	567,578	500,000	500,000	0
TOTAL FUNDING	567,803	500,000	500,000	0
Net Funded by General Municipal Levy	284,231	284,600	310,100	
Net incr/(decr) to Municipal Levy				25,500

TABLE 9

CORPORATE SERVICES

This category includes the costs for goods and services, as listed below, that are provided corporately. A small portion of these costs is recovered from provincial grants, namely from source protection program funding and from the MNR operating grant.

Specific Activities:

This category includes the following departments:

- Office of the Chief Administrative Officer and the Assistant Chief Administrative Officer/Secretary-Treasurer
- Finance
- Human Resources
- Payroll
- Health & Safety
- Office Services

In addition, this category includes expenses relating to:

- The General Membership
- Head Office Building
- Office Supplies, Postage, Bank fees
- Head Office Communication systems
- Insurance
- Audit fees
- Consulting, Legal, Labour Relations fees
- Health and Safety Equipment, Inspections, Training
- Conservation Ontario fees
- Corporate Professional Development
- General expenses

TABLE 9
GRAND RIVER CONSERVATION AUTHORITY
Corporate Services

Budget 2023		Deficit to be funded with Municipal Levy
Expenses:		
Salary and Benefits	2,133,000	
Travel, Motor Pool, Expenses, Telephone, Training and Development, IT	424,000	
Insurance	157,000	
Other Operating Expenses	1,246,790	
Amount set aside to Reserves		
TOTAL EXPENSE	3,960,790	
Funding		
Recoverable Corporate Services Expenses	70,000	
Funds taken from Reserves	65,000	
TOTAL FUNDING	135,000	
Net Result before surplus adjustments	3,825,790	
Deficit from Other Programs offset by 2022 Surplus Carryforward		(517,800)
2022 Surplus Carried Forward to 2023 used to reduce Levy		562,502
Net Funded by General Municipal Levy	3,825,790	44,702
<hr/>		
Budget 2022		Surplus available to offset Municipal Levy Increase
Expenses:		
Salary and Benefits	2,051,000	
Travel, Motor Pool, Expenses, Telephone, Training and Development, IT	379,000	
Insurance	103,000	
Other Operating Expenses	1,338,565	
TOTAL EXPENSE	3,871,565	
Funding		
Recoverable Corporate Services Expenses	70,000	
Funds taken from Reserves	15,000	
TOTAL FUNDING	85,000	
Net Result before surplus adjustments	3,786,565	
Deficit from Other Programs offset by 2021 Surplus Carryforward		(466,700)
2021 Surplus Carried Forward to 2022 used to reduce Levy		567,177
Net Funded by General Municipal Levy	3,786,565	100,477
<hr/>		
ACTUAL 2022		Surplus available to offset Municipal Levy
Expenses:		
Salary and Benefits	2,095,636	
Travel, Motor Pool, Expenses, Telephone, Training and Development, IT	299,600	
Insurance	115,301	
Other Operating Expenses	1,594,682	
Amount set aside to Reserves		
TOTAL EXPENSE	4,105,219	
Funding		
Provincial Grant	450	
Donations/Other	975	
Recoverable Corporate Services Expenses	56,783	
Funds taken from Reserves	245,000	
TOTAL FUNDING	303,208	
Net Result before surplus/(deficit) adjustments	3,802,011	
2021 Surplus from Other Programs used to reduce Levy		(244,655)
2020 Surplus Carried Forward to 2021 used to reduce Levy		316,241
Net Funded by General Municipal Levy	3,802,011	71,586

TABLE 10 (a)

Conservation Lands, Rental Properties, Forestry & Misc

The Conservation Land Management Program includes all expenses and revenues associated with acquisition and management of land owned/managed by the Authority. This includes protection of provincially significant conservation lands, woodlot management, rental/lease agreements and other revenues generated from managing lands and facilities. These expenses do not include those associated with the “active” Conservation Areas and outdoor education programs on GRCA lands.

Specific Activities:

- acquire and manage significant wetlands and floodplain lands, e.g. the Luther Marsh Wildlife Management Area, the Keldon Source Area, the Bannister-Wrigley Complex, and the Dunnville Marsh
- operate “passive” conservation areas in order to conserve forests and wildlife habitat (Puslinch Tract in Puslinch, Snyder’s Flats in Bloomingdale, etc.). Some are managed by municipalities or private organizations (Chicopee Ski Club in Kitchener, Scott Park in New Hamburg, etc.)
- develop and maintain extensive trail network on former rail lines owned by GRCA and municipalities (much of this is part of the Trans-Canada Trail network). The Grand River Conservation Foundation is one source of funding for the trails.
- rent 733 cottage lots at Belwood Lake and Conestogo Lake; hold leases on over 1200 hectares of agricultural land and 8 residential units, and over 50 other agreements for use of GRCA lands. Income from these rentals aids in the financing of other GRCA programs
- permit hunting at various locations including Luther Marsh Wildlife Management Area and Conestogo Lake
- carry out forestry disease control, woodlot thinning and selective harvesting on GRCA lands in accordance with the Forest Management Plan while generating income from sale of timber. Income generated helps pay for future forest management activities
- where appropriate, dispose of lands that have been declared surplus and continue to identify and plan for disposition of other surplus lands. Proceeds from future dispositions will be used for acquisition of “Environmentally Significant Conservation Lands” and for other core programs
- payment of non-insured losses and deductibles for vandalism, loss or theft; miscellaneous amounts recovered from insurance settlements

- investment income arising from reserves and funds received in advance of program expenses

TABLE 10 (b)

HYDRO PRODUCTION

This program generates revenue from ‘hydro production’.

Specific Activities:

- generate hydro from turbines in 4 dams, Shand, Conestogo, Guelph and Drimmie; the income is used to fund GRCA programs and repay reserves accordingly for the cost of building/repairing turbines.

TABLE 10 (c)

CONSERVATION AREAS

These programs include costs and revenues associated with delivering recreational programs on GRCA lands and include the costs and revenues associated with day-use, camping, concessions and other activities at GRCA active Conservation Areas.

Specific Activities:

- operate 11 “active” Conservation Areas (8 camping and 3 exclusively day-use) that are enjoyed by over 1.7 million visitors annually. These visitors also help generate significant spin-off revenues for the local economies
- offer camping, hiking, fishing, swimming, boating, picnicking, skiing and related facilities
- provide 2,200 campsites – second only to the provincial park system as a provider of camping accommodation in Ontario
- employ seasonally over 230 students within the conservation areas

TABLE 10
 GRAND RIVER CONSERVATION AUTHORITY
OTHER PROGRAMS - OPERATING - SUMMARY of Results

	Conservation Lands	Property Rentals	MISC	(a) Cons Lands, Rental, Misc	(b) Hydro Production	(c) Conservation Areas	TOTAL Other Programs
Budget 2023 - OPERATING							
Expenses:							
Salary and Benefits	1,540,000	731,000	-	2,271,000	70,000	4,675,000	
Travel, Motor Pool, Expenses, Telephone, Training and Development, IT	152,600	74,500	-	227,100	-	210,000	
Insurance	315,000	45,000	-	360,000	-	-	
Property Taxes	-	113,000	-	113,000	-	65,000	
Other Operating Expenses (consulting etc)	606,000	701,700	-	1,307,700	25,500	3,550,000	
Amount set aside to Reserves	-	-	-	-	116,500	-	
TOTAL EXPENSE	2,613,600	1,665,200	-	4,278,800	212,000	8,500,000	12,990,800
Funding							
Self Generated	86,000	3,006,000	100,000	3,192,000	580,000	8,500,000	
Funds taken from Reserves	101,000	100,000	-	201,000	-	-	
TOTAL FUNDING	187,000	3,106,000	100,000	3,393,000	580,000	8,500,000	12,473,000
NET Surplus/(Deficit) for programs not funded by general levy	(2,426,600)	1,440,800	100,000	(885,800)	368,000	-	(517,800)
Budget 2022 - OPERATING							
Expenses:							
Salary and Benefits	1,384,500	703,400	-	2,087,900	68,000	4,300,000	
Travel, Motor Pool, Expenses, Telephone, Training and Development, IT	152,600	74,500	-	227,100	-	195,000	
Insurance	234,000	28,000	-	262,000	-	-	
Property Taxes	-	88,000	-	88,000	-	65,000	
Other Operating Expenses (consulting etc)	606,000	701,700	30,000	1,337,700	25,500	3,240,000	
Amount set aside to Reserves	-	-	-	-	116,500	-	
TOTAL EXPENSE	2,377,100	1,595,600	30,000	4,002,700	210,000	7,800,000	12,012,700
Funding							
Self Generated	86,000	2,921,000	108,000	3,115,000	530,000	7,800,000	
Funds taken from Reserves	1,000	100,000	-	101,000	-	-	
TOTAL FUNDING	87,000	3,021,000	108,000	3,216,000	530,000	7,800,000	11,546,000
NET Surplus/(Deficit) for programs not funded by general levy	(2,290,100)	1,425,400	78,000	(786,700)	320,000	-	(466,700)
Actual 2022 - OPERATING							
Expenses:							
Salary and Benefits	1,228,809	648,325	-	1,877,134	64,119	4,548,675	
Travel, Motor Pool, Expenses, Telephone, Training and Development, IT	131,634	70,867	-	202,501	-	203,238	
Insurance	259,313	31,638	-	290,951	-	-	
Property Taxes	-	114,396	-	114,396	-	53,928	
Other Expenses	480,954	392,209	19,233	892,396	186,142	3,338,347	
Amount set aside to Reserves	15,423,404	189,000	115,000	15,727,404	20,000	2,225,000	
TOTAL EXPENSE	17,524,114	1,446,435	134,233	19,104,782	270,261	10,369,188	29,744,231
Funding							
Provincial/Federal/Municipal	-	225	-	225	-	36,630	
Donations	-	-	-	-	-	-	
Self Generated	15,420,184	2,910,172	210,386	18,540,742	589,334	10,332,645	
Funds taken from Reserves	-	-	-	-	-	-	
TOTAL FUNDING	15,420,184	2,910,397	210,386	18,540,967	589,334	10,369,275	29,499,576
NET Surplus/(Deficit) for programs not funded by general levy	(2,103,930)	1,463,962	76,153	(563,815)	319,073	87	(244,655)

OTHER INFORMATION

1. INFORMATION SYSTEMS & TECHNOLOGY - COMPUTER CHARGES

The work of the IS&T Group includes wages, capital purchases and ongoing maintenance and operations is funded through the Information Systems and Technology Reserve. The IS&T Reserve is sustained through a charge back framework. A “Computer Charge” is allocated to the individual programs based on the number of users and the nature of system usage or degree of reliance on IS&T activities and services.

The *Information Systems and Technology* (IS&T) group leads GRCA’s information management activities; develops and acquires business solutions; and oversees investment in information and communications technology as detailed below:

Specific Activities:

- Develop and implement GRCA's long-term information management, information technology and communications plans.
- Assess business needs and develop tools to address requirements, constraints and opportunities. Acquire and implement business and scientific applications for use at GRCA. Manage information technology and business solutions implementation projects on behalf of GRCA, GRCF and the Lake Erie Source Protection Region.
- Develop, and implement GRCA’s Geographic Information Systems (GIS) technology and spatial data infrastructure. Manage GRCA’s water-related data. Create and maintain standards for the development, use and sharing of corporate data. Develop policies and implement tools to secure GRCA’s data and IT and communications infrastructure.
- Acquire, manage and support GRCA’s server, storage, network and personal computer infrastructure to support geographic information systems (GIS); flood forecasting and warning, including real-time data collection; database and applications development; website hosting; electronic mail; internet access; personal computing applications; and administration systems, including finance, property and human resources.
- Develop and operate a wide area network connecting 14 sites and campus style wireless point-to-multipoint networks at Head Office, Conservation Areas, Nature Centres and Flood Control Structures. Develop and operate an integrated Voice over IP Telephone network covering nine sites and 220 handsets. Support and manage mobile phones, smart phones and pagers. Develop, implement and maintain GRCA’s IS&T disaster recovery plan.
- Operate on-line campsite reservation and day-use systems with computers in 10 Conservation Areas. Provide computers and phone systems for use at outdoor education centres.
- Build and maintain working relationships with all other departments within GRCA. Develop and maintain partnerships and business relationships with all levels of government, Conservation Ontario, private industry and watershed communities with respect to information technology, information management, business solutions and data sharing.

2. VEHICLE, EQUIPMENT – MOTOR POOL CHARGES

Motor Pool charges are allocated to the individual sections based on usage of motor pool equipment. Effectively, motor pool charges are included with administrative costs or other operating expenses, as applicable, on Tables 1 to 10.

Specific Activities:

- Maintain a fleet of vehicles and equipment to support all GRCA programs.
- Purchases of new vehicles and/or equipment.
- Disposal of used equipment.
- Lease certain equipment.

SECTION B

BASE PROGRAMS – CAPITAL

SECTION B – CAPITAL BUDGET

Capital maintenance spending in 2023 includes spending in the following program areas:

- Water Resources Planning
- Flood Forecasting and Warning
- Water Control Structures
- Conservation Areas
- Corporate Services

Water Resources Planning expenditures will be for water quality monitoring equipment. Flood forecasting and warning expenditures will be for software systems and gauge equipment.

Water Control Structures expenditures will be for major maintenance on dams and dykes.

Conservation Area capital spending includes expenditures as part of the regular maintenance program as well as spending on major repairs and new construction. In 2023, major capital projects within the Conservation Areas will include:

- New workshop at the Brant CA
- Water service upgrades at Shade’s Mill CA
- Planning for Harris Mill masonry repairs at Rockwood CA
- Bridge replacement at Rockwood CA
- Septic replacements at Conestogo CA
- Constructing washrooms at Byng CA

Corporate Services capital spending represents the portion of overall Information Services and Motor Pool expenses that are funded by the Information Technology (IT) and Motor Pool (MP) reserve. See “Other Information” above for spending descriptions for IT and MP.

SECTION B - Capital Budget

GRAND RIVER CONSERVATION AUTHORITY

Budget 2023

	Water Resources Planning & Environment	FFW	Flood Control Expenses	Conservation Land Management (Sch 4)	Conservation Areas	Corporate Services	BUDGET TOTAL
Expenses:							
WQ Monitoring Equipment & Instruments	110,000						110,000
Flood Forecasting Warning Hardware and Gauges		190,000					190,000
Flood Control Structures-Major Maintenance			1,500,000				1,500,000
Conservation Areas Capital Projects					2,000,000		2,000,000
Net IT/MP Capital Spending not allocated to Departments						779,000	779,000
TOTAL EXPENSE	110,000	190,000	1,500,000	-	2,000,000	779,000	4,579,000
Funding							
Prov & Federal Govt			700,000				700,000
Self Generated					1,500,000		1,500,000
Funding from Reserves	75,000	25,000	50,000		500,000	779,000	1,429,000
TOTAL FUNDING	75,000	25,000	750,000	-	2,000,000	779,000	3,629,000
Net Funded by General CAPITAL Levy	35,000	165,000	750,000	-	-	-	950,000

Budget 2022

	Water Resources Planning & Environment	FFW	Flood Control Expenses	Conservation Land Management (Sch 4)	Conservation Areas	Corporate Services	BUDGET TOTAL
Expenses:							
WQ Monitoring Equipment & Instruments	110,000						110,000
Flood Forecasting Warning Hardware and Gauges		190,000					190,000
Flood Control Structures-Major Maintenance			2,200,000				2,200,000
Conservation Areas Capital Projects					2,000,000		2,000,000
Net IT/MP Capital Spending not allocated to Departments						602,000	602,000
TOTAL EXPENSE	110,000	190,000	2,200,000	-	2,000,000	602,000	5,102,000
Funding							
Prov & Federal Govt			1,110,000				1,110,000
Self Generated					1,200,000		1,200,000
Funding from Reserves	75,000	25,000	340,000		800,000	602,000	1,842,000
TOTAL FUNDING	75,000	25,000	1,450,000	-	2,000,000	602,000	4,152,000
Net Funded by General CAPITAL Levy	35,000	165,000	750,000	-	-	-	950,000

ACTUAL 2022 - CAPITAL

	Water Resources Planning & Environment	FFW	Flood Control Expenses	Conservation Land Management (Sch 4)	Conservation Areas	Corporate Services	ACTUAL TOTAL
Expenses:							
WQ Monitoring Equipment & Instruments	56,922						56,922
Flood Forecasting Warning Hardware and Gauges		188,310					188,310
Flood Control Structures-Major Maintenance			1,347,653				1,347,653
Conservation Areas Capital Projects					934,152		934,152
Net IT/MP Expenses in excess of chargebacks						380,110	380,110
TOTAL EXPENSE	56,922	188,310	1,347,653	-	934,152	380,110	2,907,147
Funding							
Prov & Federal Govt			629,738				629,738
Self Generated					934,152	8,384	942,536
Funding from Reserves	-	-	629,738	-	934,152	371,726	371,726
TOTAL FUNDING	-	-	629,738	-	934,152	380,110	1,944,000
Net Funded by General CAPITAL Levy	56,922	188,310	717,915	-	-	-	963,147

SECTION C

SPECIAL PROJECTS

SECTION C – SPECIAL PROJECTS

This category of activity represents projects that the GRCA undertakes where special one time and/or multi-year funding is applicable. The duration of these projects is typically one year although in some instances projects may extend over a number years, such as the Source Protection Planning Program. External funding is received to undertake these projects.

The main project in this category is the provincial Source Protection Planning Program under the *Clean Water Act, 2006*. Plan development work commenced in 2004, with plan implementation starting in 2015. Work includes research and studies related to the development and updates of a Drinking Water Source Protection Plan for each of the four watersheds in the Lake Erie Source Protection Region. The focus in 2022 continues on completing updates to the Grand River Source Protection Plan, including development of water quantity policies, updating water quality vulnerability assessments, and the development of the annual progress report for the Grand River Source Protection Plan.

Other special projects in the area of watershed stewardship include the “Rural Water Quality Program” grants, floodplain mapping projects, subwatershed study, waste water optimization project, trail development, and numerous ecological restoration projects on both GRCA lands and private lands in the watershed.

SECTION C - Special Projects Budget

GRAND RIVER CONSERVATION AUTHORITY

Budget 2023

EXPENDITURES	ACTUAL 2022	BUDGET 2022	BUDGET 2023
Subwatershed Plans - City of Kitchener	68,111	80,000	80,000
Dunnville Fishway Study	-	-	-
Waste Water Optimization Program	59,858	130,000	130,000
Floodplain Mapping	341,735	575,000	90,000
RWQP - Capital Grants	532,595	800,000	800,000
Brant/Brantford Children's Water Festival	-	-	35,000
Haldimand Children's Water Festival	-	-	25,000
Species at Risk	69,695	40,000	70,000
Ecological Restoration	52,653	100,000	100,000
Great Lakes Agricultural Stewardship Initiative	928	-	-
Precision Agriculture-OMFRA	27,057	70,000	-
Great Lakes Protection Initiative	114,731	100,000	-
Nature Smart Climate Solutions	8,441	-	75,000
Profit Mapping	3,925	-	85,000
Trails Capital Maintenance	229,921	240,000	-
Lands Mgmt - Land Purchases/Land Sale Expenses	17,660	-	-
Guelph Lake Nature Centre	26,600	500,000	500,000
Mill Creek Rangers	27,323	-	35,000
Total SPECIAL Projects 'Other'	1,581,233	2,635,000	2,025,000
Source Protection Program	569,995	640,000	640,000
Total SPECIAL Projects Expenditures	2,151,228	3,275,000	2,665,000
SOURCES OF FUNDING			
Provincial Grants for Source Protection Program	569,995	640,000	640,000
OTHER GOVT FUNDING	1,057,115	1,610,000	1,285,000
SELF-GENERATED	335,591	840,000	695,000
FUNDING FROM/(TO) RESERVES	188,527	185,000	45,000
Total SPECIAL Funding	2,151,228	3,275,000	2,665,000

APPENDIX A

GRAND RIVER CONSERVATION AUTHORITY MEMBERS (2023)

Region of Waterloo (including Cities of Kitchener, Waterloo, Cambridge and Townships of North Dumfries, Wellesley, Wilmot and Woolwich

Doug Craig (Cambridge), Mike Devine (Citizen), Jim Erb (Waterloo), Sue Foxton (North Dumfries), Gord Greavette (Citizen), Colleen James (Kitchener), Sandy Shantz (Woolwich), Natasha Salonen (Wilmot), Kari Williams (Kitchener), and Pam Wolf (Cambridge)

Regional Municipality of Halton

John Challinor II

Haldimand and Norfolk Counties

Dan Lawrence and Rob Shirton

City of Hamilton

Alex Wilson

County of Oxford

Bruce Banbury

City of Brantford

Gino Caputo and Kevin Davis

City of Guelph

Christine Billings and Ken Yee Chew

Townships of Amaranth, East Garafraxa, Southgate and Melancthon and Town of Grand Valley

Guy Gardhouse

Townships of Mapleton and Wellington North

Lisa Hern

Municipality of North Perth and Township of Perth East

Jerry Smith

Township of Centre Wellington

Shawn Watters

Town of Erin, Townships of Guelph-Eramosa and Puslinch

Chris White

County of Brant

Brian Coleman and David Miller