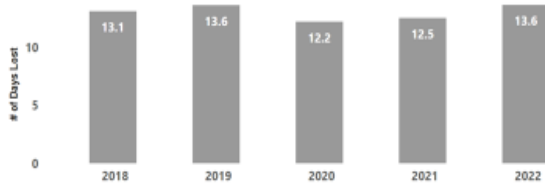




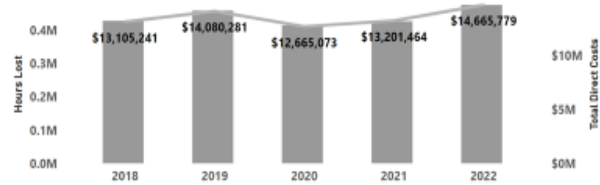
Absence Summary Less Fire Department

Department:
 Division:
 Section:
 Year:

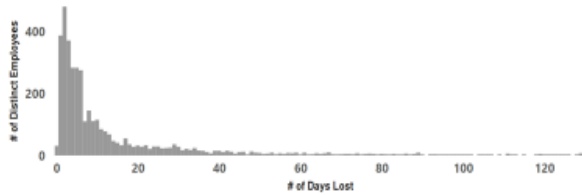
Average STD Days Lost per Eligible Employee



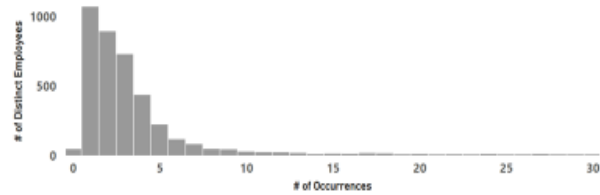
STD Lost Time & Associated Direct Costs



Employee Distribution by # of STD Days Lost for FY 2022



Employee Distribution by # of STD Occurrences for FY 2022



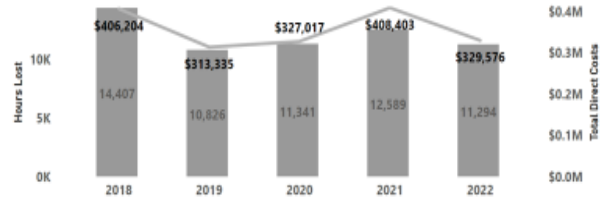
Absence Summary

Department:
 Division:
 Section:
 Year:

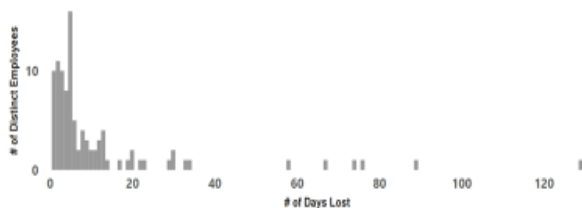
Average STD Days Lost per Eligible Employee



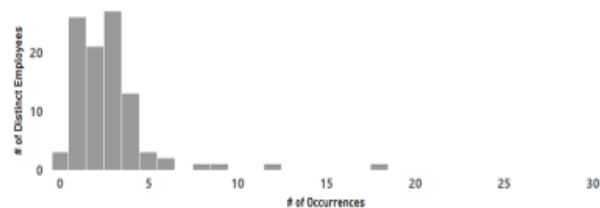
STD Lost Time & Associated Direct Costs



Employee Distribution by # of STD Days Lost for FY 2022



Employee Distribution by # of STD Occurrences for FY 2022

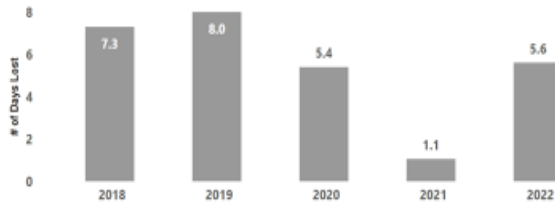




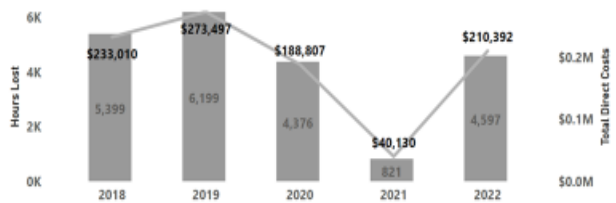
Absence Summary

Department:
 Division:
 Section:
 Year:

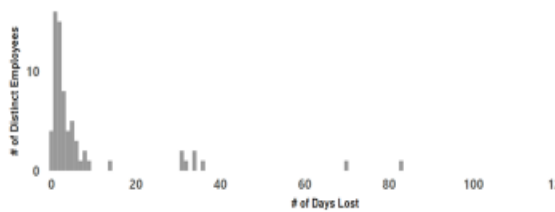
Average STD Days Lost per Eligible Employee



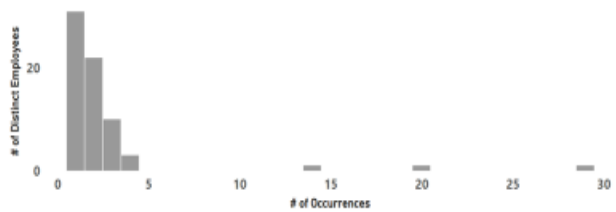
STD Lost Time & Associated Direct Costs



Employee Distribution by # of STD Days Lost for FY 2022



Employee Distribution by # of STD Occurrences for FY 2022



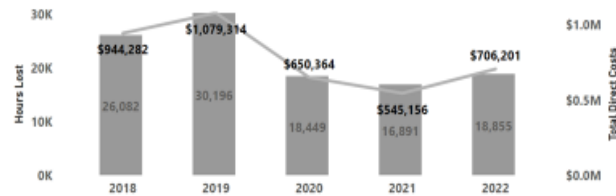
Absence Summary

Department:
 Division:
 Section:
 Year:

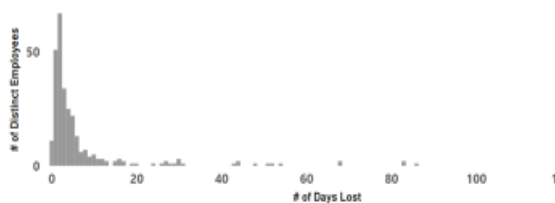
Average STD Days Lost per Eligible Employee



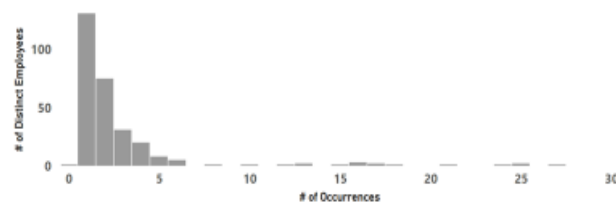
STD Lost Time & Associated Direct Costs



Employee Distribution by # of STD Days Lost for FY 2022



Employee Distribution by # of STD Occurrences for FY 2022

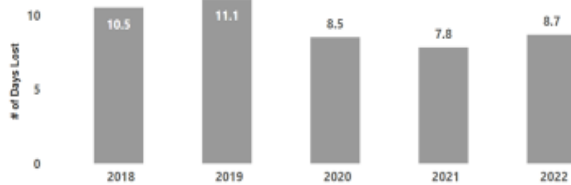




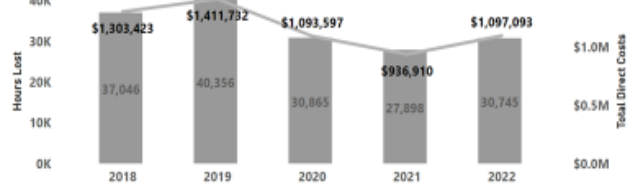
Absence Summary

Department: Division: Section: Year:

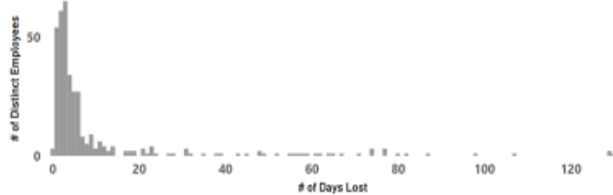
Average STD Days Lost per Eligible Employee



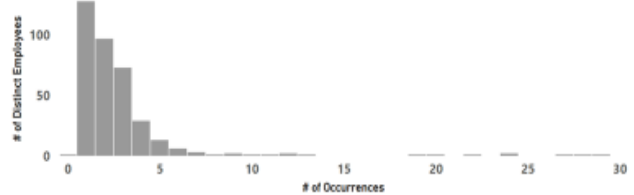
STD Lost Time & Associated Direct Costs



Employee Distribution by # of STD Days Lost for FY 2022



Employee Distribution by # of STD Occurrences for FY 2022



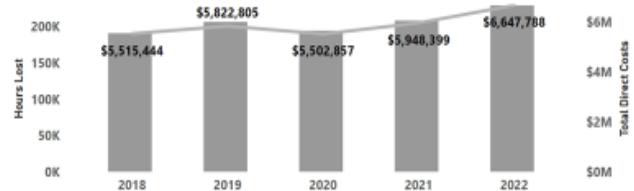
Absence Summary

Department: Division: Section: Year:

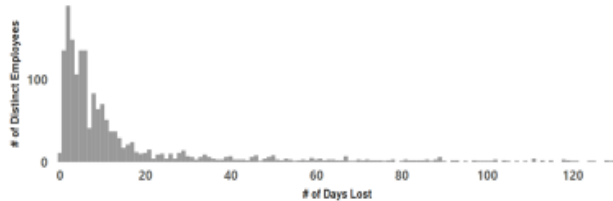
Average STD Days Lost per Eligible Employee



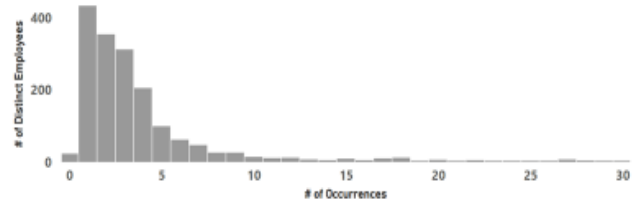
STD Lost Time & Associated Direct Costs



Employee Distribution by # of STD Days Lost for FY 2022



Employee Distribution by # of STD Occurrences for FY 2022

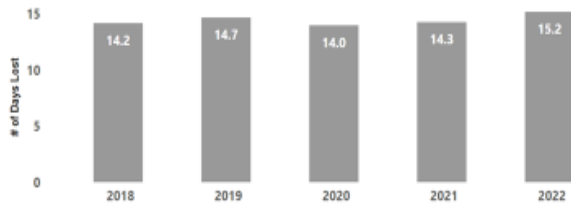




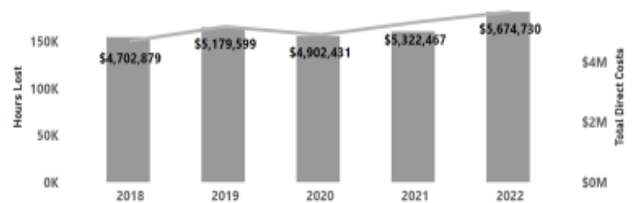
Absence Summary Less Fire Department

Department:
 Division:
 Section:
 Year:

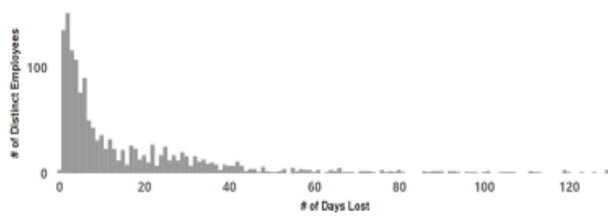
Average STD Days Lost per Eligible Employee



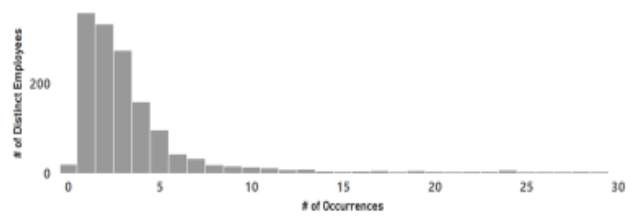
STD Lost Time & Associated Direct Costs



Employee Distribution by # of STD Days Lost for FY 2022



Employee Distribution by # of STD Occurrences for FY 2022



Drill through Divisional Absence Summary

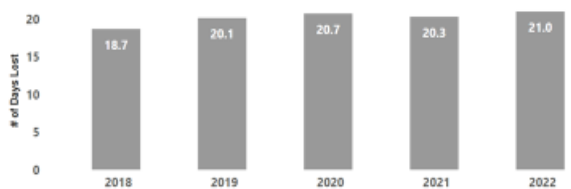
Divisional Absence Summary

Department Description
PublicWorks

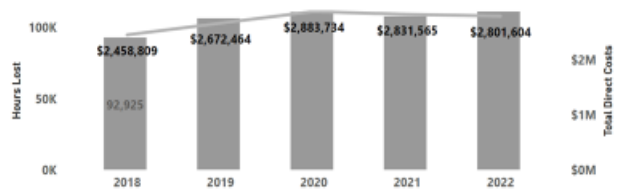
Division Description
Transit

Section Description
All

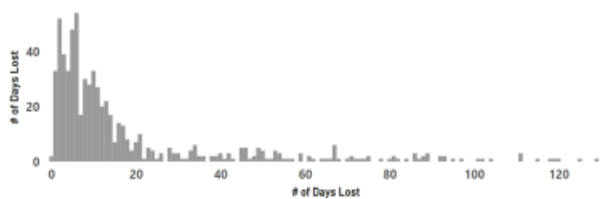
Average STD Days Lost per Eligible Employee



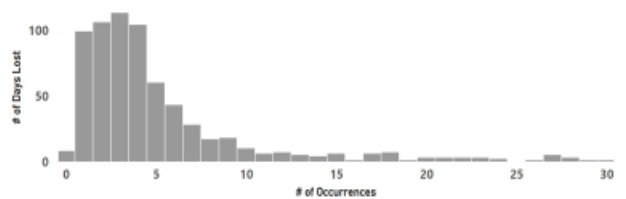
STD Lost Time & Associated Direct Costs



Employee Distribution by # of STD Days Lost for FY 2022



Employee Distribution by # of STD Occurrences for FY 2022





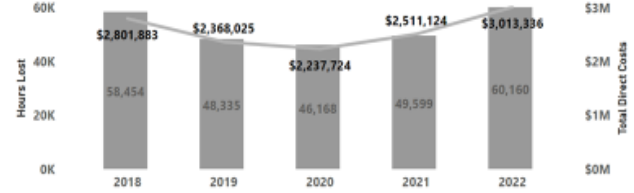
Absence Summary Fire Department

Department:
 Division:
 Section:
 Year:

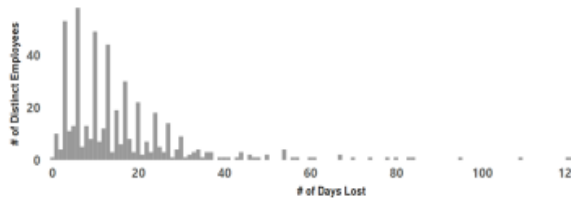
Average STD Days Lost per Eligible Employee



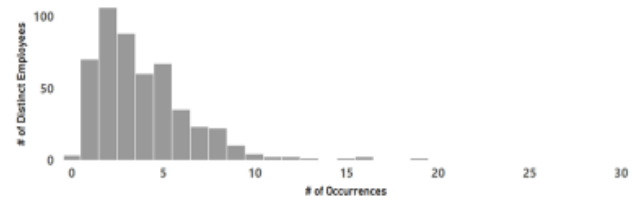
STD Lost Time & Associated Direct Costs



Employee Distribution by # of STD Days Lost for FY 2022



Employee Distribution by # of STD Occurrences for FY 2022



Drill through Divisional Absence Summary

Divisional Absence Summary

Department Description
Healthy&SafeCommunities

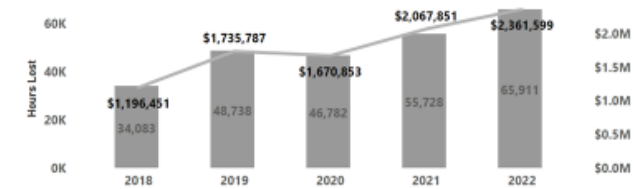
Division Description
HamiltonParamedicServices

Section Description
All

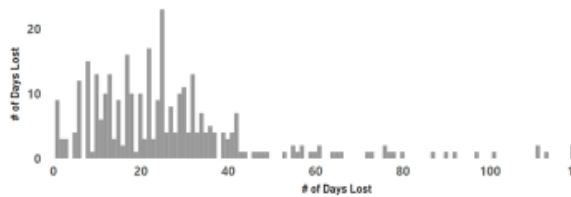
Average STD Days Lost per Eligible Employee



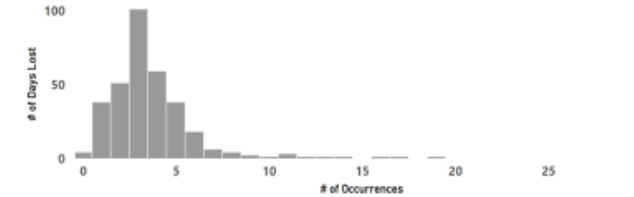
STD Lost Time & Associated Direct Costs



Employee Distribution by # of STD Days Lost for FY 2022



Employee Distribution by # of STD Occurrences for FY 2022





Drill through Divisional Absence Summary

Divisional Absence Summary

Department Description
Healthy&SafeCommunities

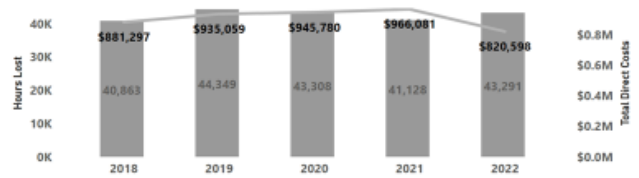
Division Description
Lodges

Section Description
All

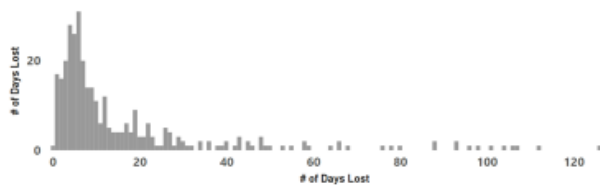
Average STD Days Lost per Eligible Employee



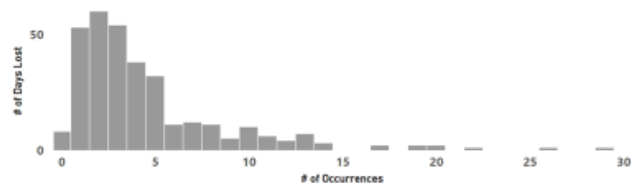
STD Lost Time & Associated Direct Costs



Employee Distribution by # of STD Days Lost for FY 2022



Employee Distribution by # of STD Occurrences for FY 2022



Drill through Divisional Absence Summary

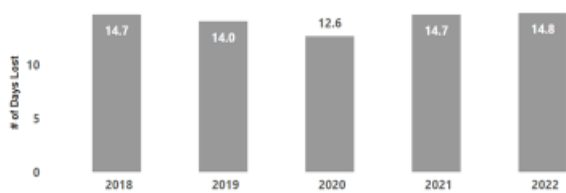
Divisional Absence Summary

Department Description
PublicWorks

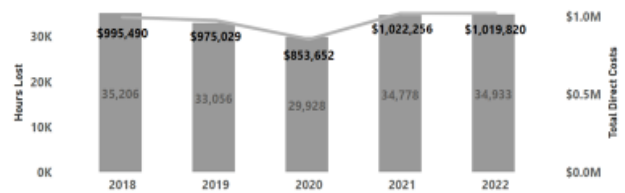
Division Description
TransportationOps&Mtnce

Section Description
All

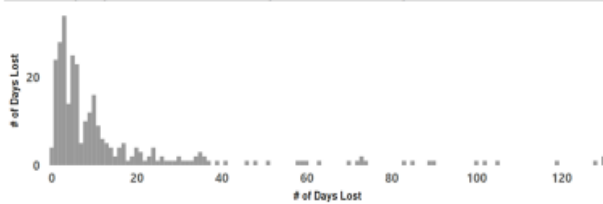
Average STD Days Lost per Eligible Employee



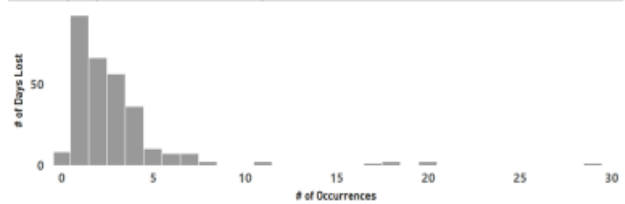
STD Lost Time & Associated Direct Costs



Employee Distribution by # of STD Days Lost for FY 2022



Employee Distribution by # of STD Occurrences for FY 2022





Drill through Divisional Absence Summary

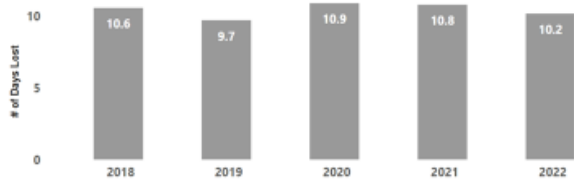
Divisional Absence Summary

Department Description
Healthy&SafeCommunities

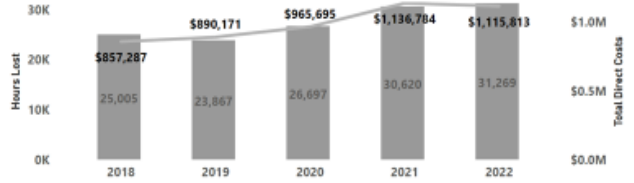
Division Description
MedicalOfficerofHealth

Section Description
All

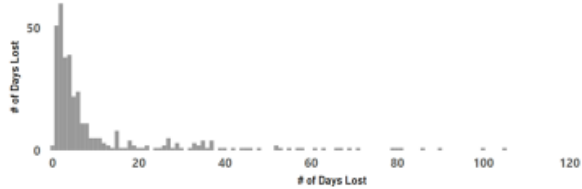
Average STD Days Lost per Eligible Employee



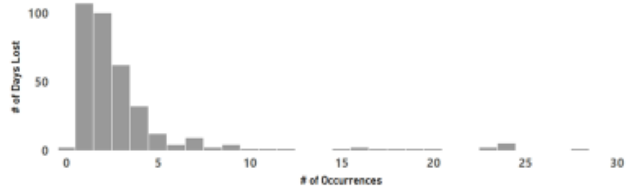
STD Lost Time & Associated Direct Costs



Employee Distribution by # of STD Days Lost for FY 2022



Employee Distribution by # of STD Occurrences for FY 2022



COVID-Related Lost Hours & Occurrences

Department

All

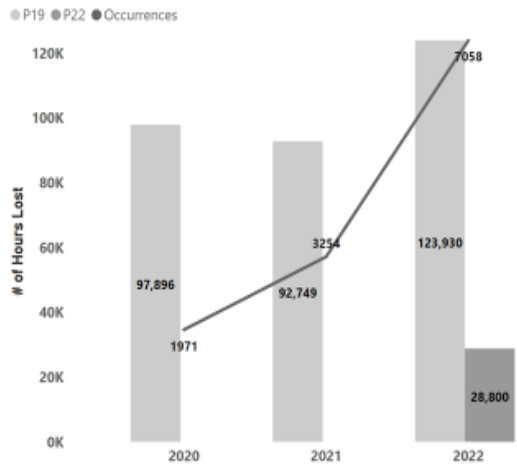
Division

All

Section

All

COVID-related Occurrences and Lost Hours



Paid and Unpaid COVID-Related Lost Hours

