

ENRICHING HAMILTON: THE VITAL ROLE OF THE ART GALLERY OF HAMILTON

September 20, 2023

AGH

Art Gallery
of Hamilton

INTRODUCTION


- Where we've been:
 - Background/History
 - Current funding
- Where we're going:
 - Strategic Plan (2023-2027)
 - Feasibility Study
 - Future Vision

Kim Adams (Canadian b. 1951), *Bruegel-Bosch Bus*, 1996-ongoing, sculpture-installation, 1959 Volkswagen bus, figurines, mixed media. Acquired with the assistance of the York Wilson Endowment Award at The Canada Council for the Arts, and with funds from the E. Muriel Baker Estate, the Russell Nelson Eden Estate, and the Walter and Duncan Gordon Foundation, 2001.




WHERE WE'VE BEEN...


Founded by the City of Hamilton in 1914.



HISTORICAL AND SOCIAL SIGNIFICANCE

- 10,500+ works of art in the permanent collection
- Third largest public art collection in the province inclusive of internationally renowned artists
- The Gallery continues to evolve via a dual focus: community-relevant programming while showcasing the significant permanent collection





2022 BY THE NUMBERS

163,318
Visitors in 2022

13 Exhibitions

27 Loans & Traveling Exhibitions

464 Artists, Artisans, & Contractors Featured

100
Acquisitions

409
Programs & Activities

130
Events

52
Wellness Programs

7000+ Students from JK to Post-Secondary

3600+ Volunteer Hours by 17 Board Members & 130 Volunteers

1M+
Digital Impressions

143
Publications & Videos Produced

626
Media Mentions

45,000+ Social Media Followers

48 Full Time Employees

2100+ Members

AGH: COMPETITIVE LANDSCAPE

Gallery	Municipal Base Funding	Provincial Base Funding	Federal Base Funding	Operating Revenue	Operating Budget	Government Base Funding (percentage of expenses)	Donations and Fundraising + Earned Revenue %
Art Gallery of Hamilton	\$1,000,000	\$0	\$0	\$5,927,195	\$6,160,887	16%	60.4%
McMichael Collection of Canadian Art	\$0	\$3,328,800	\$0	\$10,196,873	\$10,308,365	32%	40.7%
Royal Botanical Gardens**	\$1,421,471	\$4,036,000	\$0	\$18,305,424	\$18,271,175	33%	51.8%
Art Gallery of Burlington	\$972,154	\$0	\$0	\$2,248,018	\$2,502,234	39%	57.4%
Museum London	\$1,740,471	\$0	\$0	\$3,478,571	\$3,578,497	49%	13.4%

* Numbers in this table are reflective of published numbers for FY2019 for the above institutions, the last full operating year for most cultural organizations pre-pandemic impacts and supports.

** Municipal Funding from Both Region of Halton, and City of Hamilton

FEDERAL AND PROVINCIAL INVESTMENT

	Federal	Provincial	Municipal	Community
2023 Approved Program, Operating and Capital Support	\$2,200,418	\$647,554	\$1,000,000	\$1,200,000
Pending Support 2023 and Beyond	\$11,943,748	\$267,992		

WHERE WE'RE GOING

- Continuing to build on the legacy of one of Canada's outstanding institutions.
- Working together to leverage support for a shared vision of a revitalized downtown Hamilton.




STRATEGIC PLAN 2023-2027




Community Conversations:

- What is the role of the Gallery in this community?
- What is missing from the AGH now?
- What should the Gallery be in the future?

STRATEGIC PLAN 2023-2027



**New Strategic Plan for
2023-2027**




Vision:

**“Inspire, connect and
strengthen communities
through ART”**


VISION FOR THE FUTURE: 2023



- Create additional educational programming spaces and permanently install key works from the collection.



- Expand the current mandate to support broad community interest in Hamilton's civic history and stories of innovation.



- Provide Main Street Access and Expansion.



VISION FOR THE FUTURE

(Conceptual Only)

(Conceptual Only)

VISION FOR THE FUTURE

