

The Emergency Food Strategic Planning Committee Delegation to The City of Hamilton

The Emergency Food Strategic Planning Committee is a collection of 16 local organizations that operate 23 Hunger-Relief programs (emergency food banks and hot meal programs) throughout the Greater Hamilton Area.



Food Bank Visits: March 2023 vs March 2022

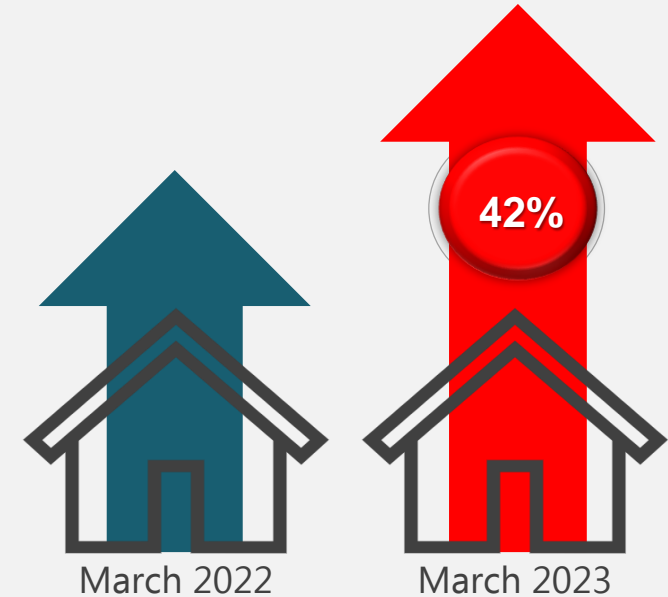


	Household Visits	People	Children	Seniors
2023	11,882	33,534	12,800	1,964
2022	8,525	23,440	9,216	1,589
Increase	39%	43%	39%	24%

Vital Homelessness Prevention Supports

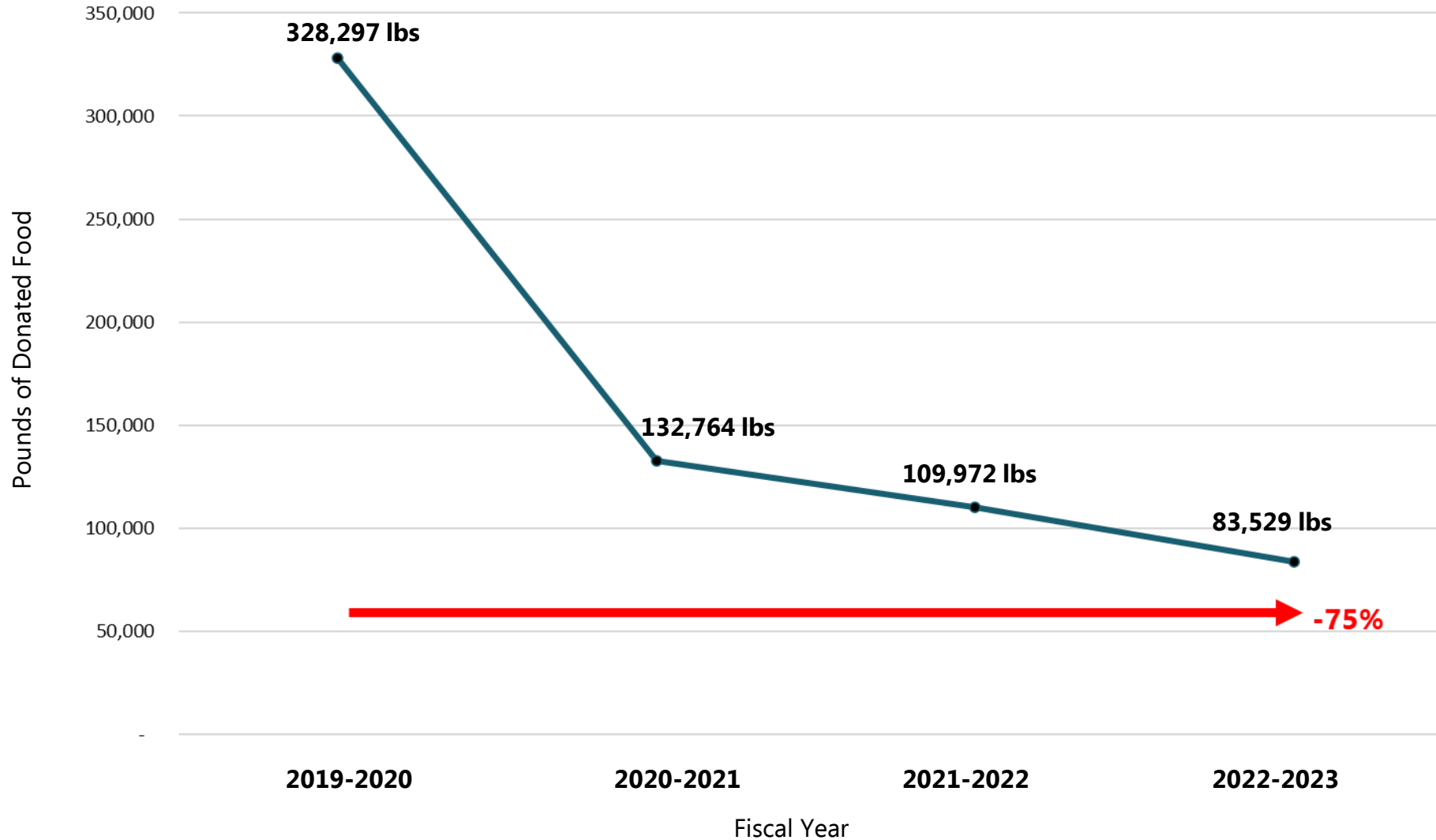
Every day there are 84 households that rely on emergency food banks to put food on their tables so they can pay their rent.

- In March 2022, there were **1,841** households **paying more than 50% of their total income on rent.**
- In March 2023, that number increased to **2,621** households, putting them at extreme risk of homelessness.



If even 2% of the households supported through the emergency food system become homeless, there is nowhere for them to go.

Community Food Donations to Hamilton Food Share: 4-Year Comparison



Since Covid:

The emergency food system has reported **60-80% decrease** in community food donations.

Agency Operating Budgets: 2019-20 & 2022-23



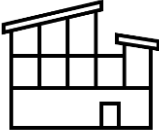
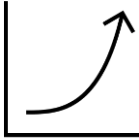
	2019-2020	2022-2023	Increase
Flamborough Food Bank	\$106,847	\$293,885	175%
Neighbour2Neighbour	\$519,074	\$602,421	24%
Welcome Inn	\$57,610	\$118,226	105%
Hamilton Food Share	\$2,251,000	\$3,284,000	46%

Everyone has had to pivot to purchasing food.

At Hamilton Food Share, food purchasing has grown by **624%**, from **\$193,326 in 2019** to **\$1,400,000 in 2023**.

Agencies are having to pay to ensure capacity meets demand.

Areas impacted because of the increase:

Transportation	Staffing	Storage	Resources
 <ul style="list-style-type: none">• Pickup and delivery of increased product amounts• Fuel costs• Vehicle maintenance	 <ul style="list-style-type: none">• Increased staff to meet the need• Wages & Benefits• Training• Administrative costs	 <ul style="list-style-type: none">• Increased storage to meet the need• Maintenance and operational expenses	 <ul style="list-style-type: none">• Refrigerators & freezer units• Purchased food increase• Hamper programs

Request: **\$1.25M**

- Hamilton Food Share will hold the funding contract with the city, reporting annually on the disbursement and impact of the funding
- \$625,000 dedicated to food purchasing by Hamilton Food Share & Priority Food Program.
- Hamilton Food Share will act as the flow through, providing \$625,000 to agencies by way of grants to cover staffing and infrastructure expenses.