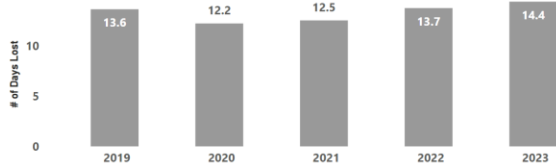


Absence Summary by Departments

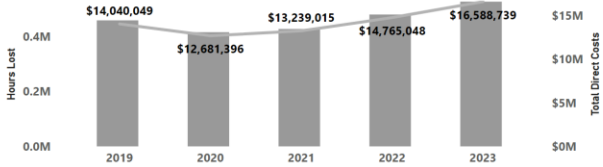
Hamilton Absence Summary Less Fire Department

Department:
 Division:
 Section:
 Year:

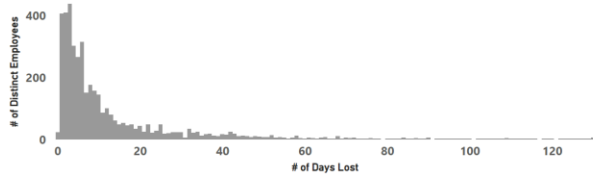
Average STD Days Lost per Eligible Employee



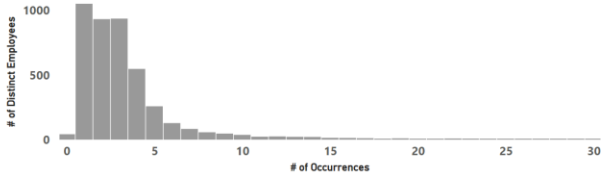
STD Lost Time & Associated Direct Costs



Employee Distribution by # of STD Days Lost for FY 2023



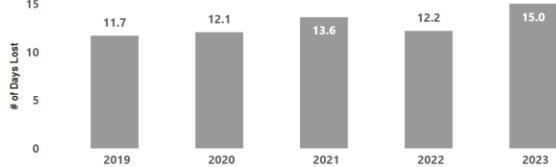
Employee Distribution by # of STD Occurrences for FY 2023



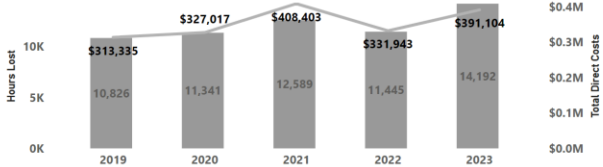
Hamilton Absence Summary

Department:
 Division:
 Section:
 Year:

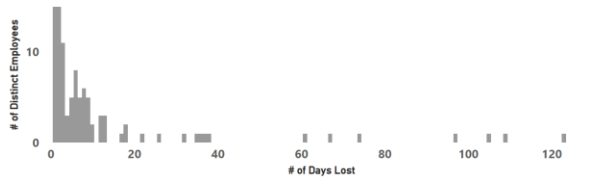
Average STD Days Lost per Eligible Employee



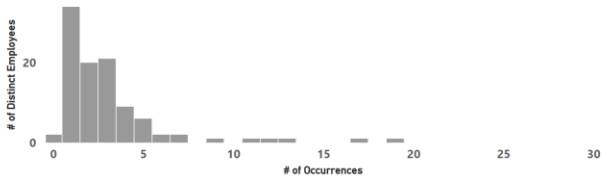
STD Lost Time & Associated Direct Costs



Employee Distribution by # of STD Days Lost for FY 2023



Employee Distribution by # of STD Occurrences for FY 2023

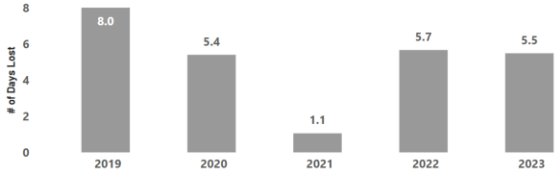




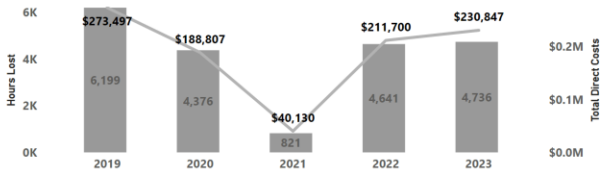
Absence Summary

Department:
 Division:
 Section:
 Year:

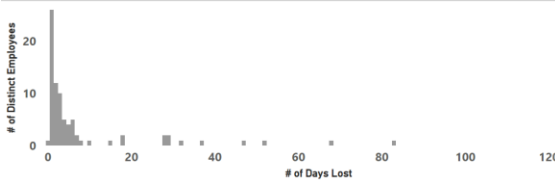
Average STD Days Lost per Eligible Employee



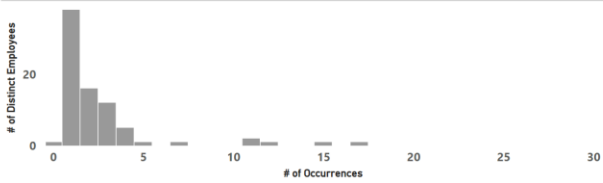
STD Lost Time & Associated Direct Costs



Employee Distribution by # of STD Days Lost for FY 2023



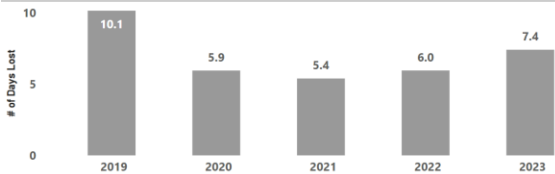
Employee Distribution by # of STD Occurrences for FY 2023



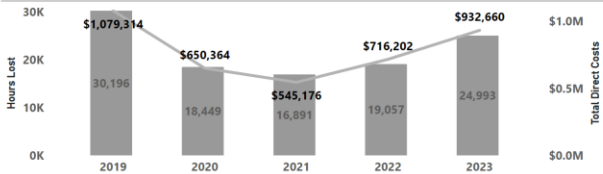
Absence Summary

Department:
 Division:
 Section:
 Year:

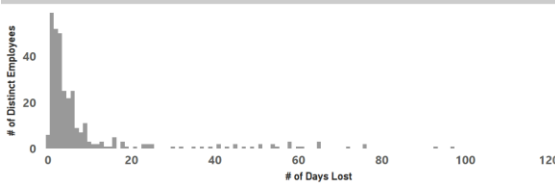
Average STD Days Lost per Eligible Employee



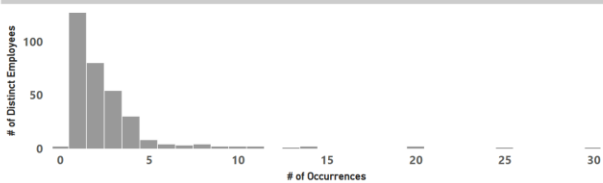
STD Lost Time & Associated Direct Costs



Employee Distribution by # of STD Days Lost for FY 2023



Employee Distribution by # of STD Occurrences for FY 2023

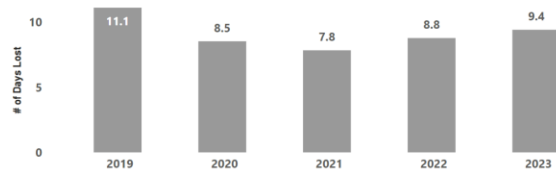




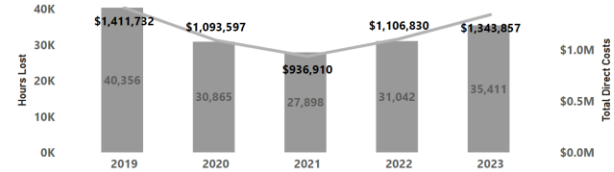
Absence Summary

Department:
 Division:
 Section:
 Year:

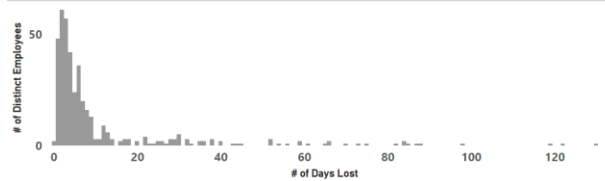
Average STD Days Lost per Eligible Employee



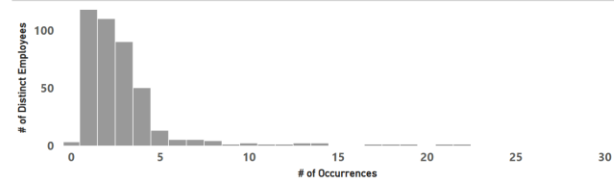
STD Lost Time & Associated Direct Costs



Employee Distribution by # of STD Days Lost for FY 2023



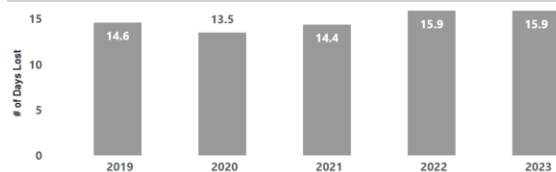
Employee Distribution by # of STD Occurrences for FY 2023



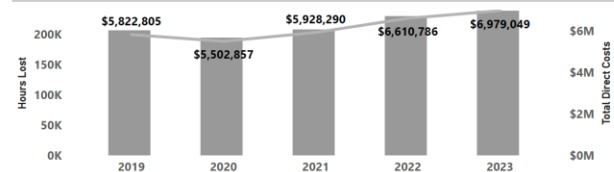
Absence Summary

Department:
 Division:
 Section:
 Year:

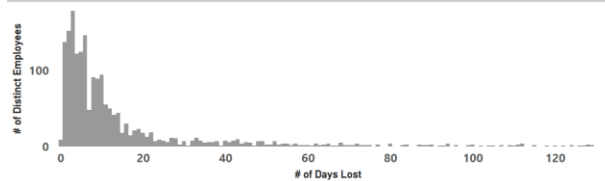
Average STD Days Lost per Eligible Employee



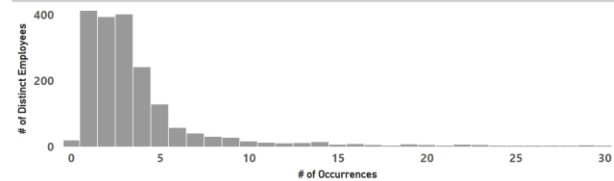
STD Lost Time & Associated Direct Costs



Employee Distribution by # of STD Days Lost for FY 2023



Employee Distribution by # of STD Occurrences for FY 2023

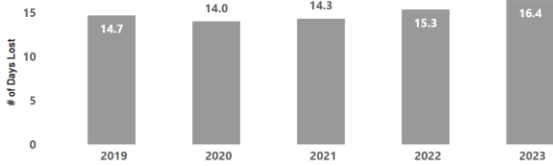




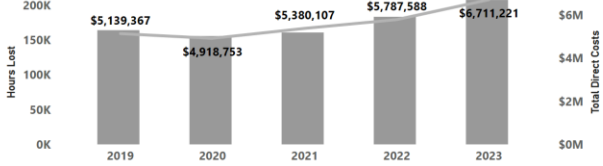
Absence Summary Less Fire Department

Department:
 Division:
 Section:
 Year:

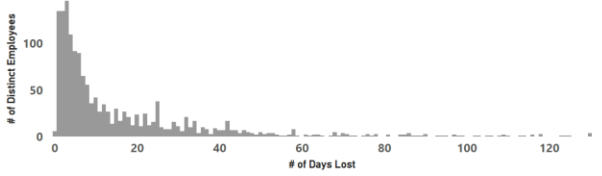
Average STD Days Lost per Eligible Employee



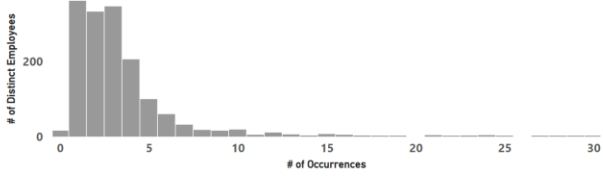
STD Lost Time & Associated Direct Costs



Employee Distribution by # of STD Days Lost for FY 2023



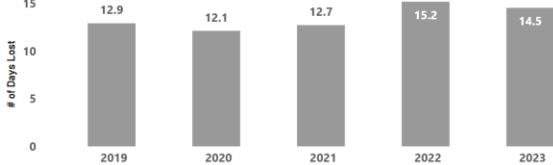
Employee Distribution by # of STD Occurrences for FY 2023



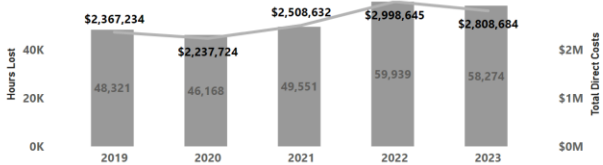
Absence Summary Fire Department

Department:
 Division:
 Section:
 Year:

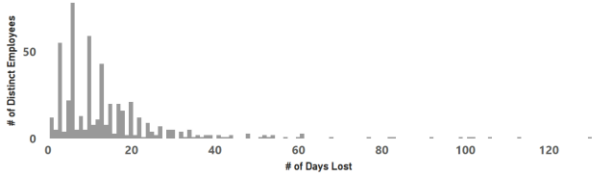
Average STD Days Lost per Eligible Employee



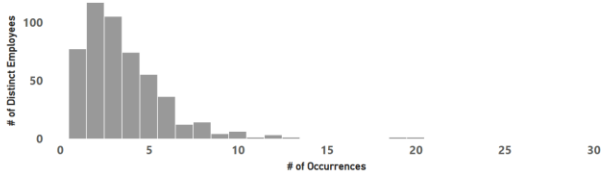
STD Lost Time & Associated Direct Costs



Employee Distribution by # of STD Days Lost for FY 2023



Employee Distribution by # of STD Occurrences for FY 2023

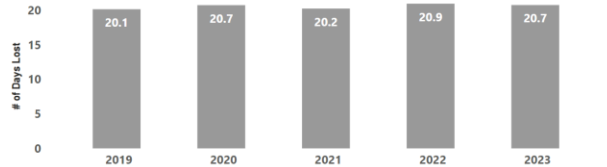


Absence Summary by Top 5 Divisions

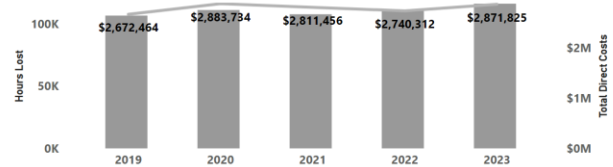
Drill through Divisional Absence Summary

Divisional Absence Summary Department Description: PublicWorks Division Description: Transit Section Description: All

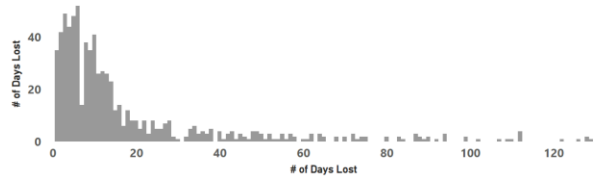
Average STD Days Lost per Eligible Employee



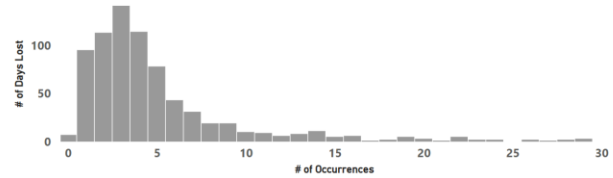
STD Lost Time & Associated Direct Costs



Employee Distribution by # of STD Days Lost for FY 2023



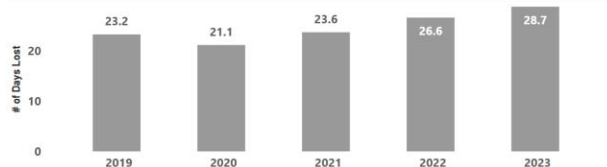
Employee Distribution by # of STD Occurrences for FY 2023



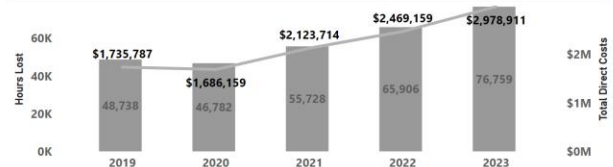
Drill through Divisional Absence Summary

Divisional Absence Summary Department Description: Healthy&SafeCommunities Division Description: HamiltonParamedicServices Section Description: All

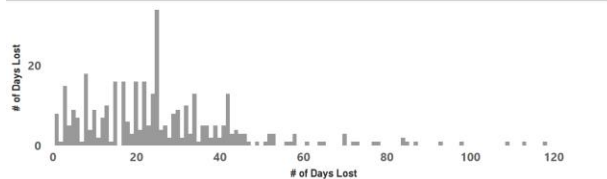
Average STD Days Lost per Eligible Employee



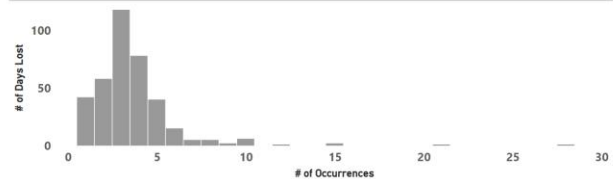
STD Lost Time & Associated Direct Costs



Employee Distribution by # of STD Days Lost for FY 2023



Employee Distribution by # of STD Occurrences for FY 2023





Drill through Divisional Absence Summary

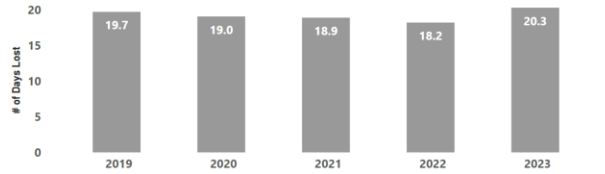
Divisional Absence Summary

Department Description
Healthy&SafeCommunities

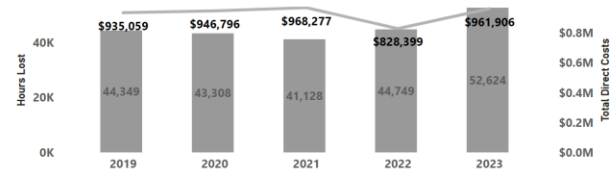
Division Description
Lodges

Section Description
All

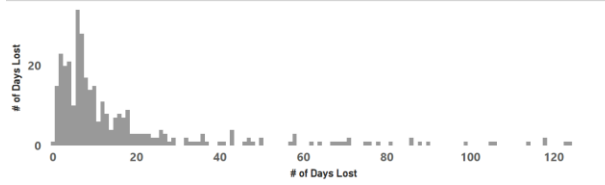
Average STD Days Lost per Eligible Employee



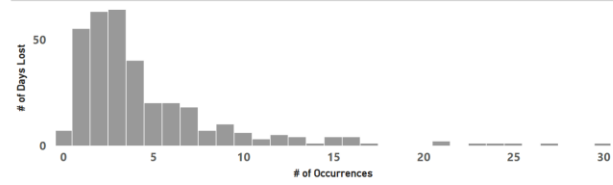
STD Lost Time & Associated Direct Costs



Employee Distribution by # of STD Days Lost for FY 2023



Employee Distribution by # of STD Occurrences for FY 2023



Drill through Divisional Absence Summary

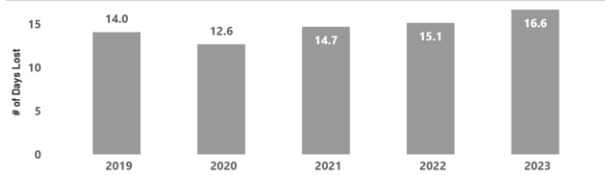
Divisional Absence Summary

Department Description
PublicWorks

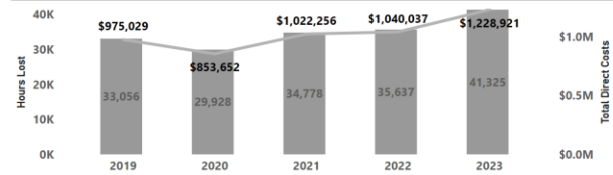
Division Description
Transportation

Section Description
All

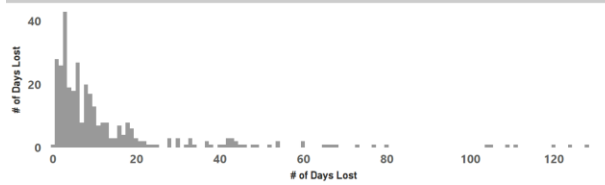
Average STD Days Lost per Eligible Employee



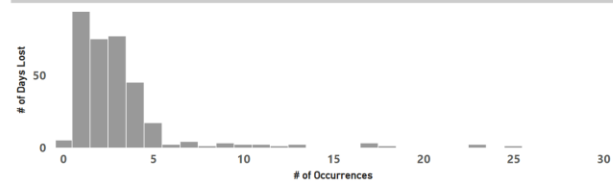
STD Lost Time & Associated Direct Costs



Employee Distribution by # of STD Days Lost for FY 2023



Employee Distribution by # of STD Occurrences for FY 2023





Drill through Divisional Absence Summary

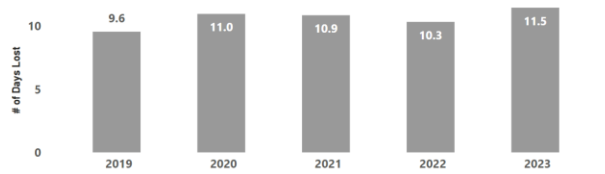
Divisional Absence Summary

Department Description
Healthy&SafeCommunities

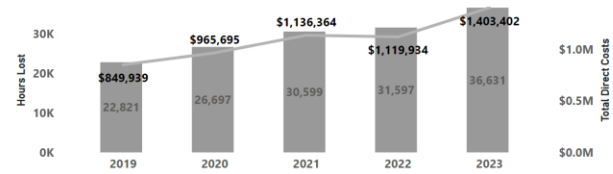
Division Description
MedicalOfficerofHealth

Section Description
All

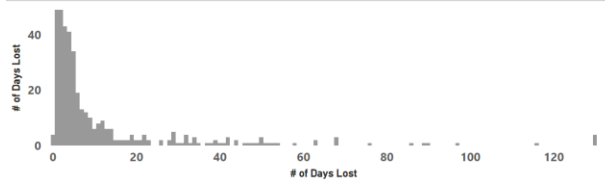
Average STD Days Lost per Eligible Employee



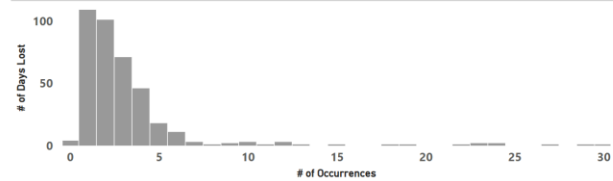
STD Lost Time & Associated Direct Costs



Employee Distribution by # of STD Days Lost for FY 2023



Employee Distribution by # of STD Occurrences for FY 2023



COVID Related Lost Hours and Occurrences



COVID-Related Lost Hours & Occurrences

Department

All

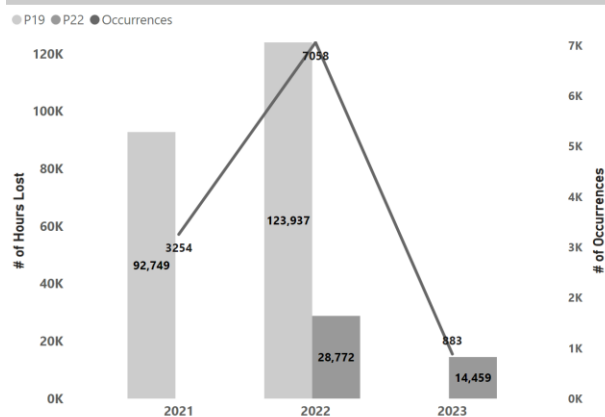
Division

All

Section

All

COVID-related Occurrences and Lost Hours



Paid and Unpaid COVID-Related Lost Hours

