



Hamilton

Trash Tag Program Review

Item 6.1

Trash Tag Program Review



- 2021-2025 Solid Waste Management Master plan action item: review current trash tag program to better align program with SWMMP guiding principles and determine recommendations for program changes
- Staff began a review of this program in 2023 that included a waste composition study on properties requesting additional tags and participating in the Special Consideration program, reviewing costs and staff time directly related to administering the program and researching programs in other municipalities

Trash Tag Program Review

Current Trash Tag Program



Each household gets 12 trash tags in the mail along with the City's annual waste guide



Each household can request 14 additional trash tags once per year for free



Special Consideration Policy for following properties: medical circumstances, two or more children under the age of four, registered home day cares and agricultural



Once approved for special consideration, applicants are given extra trash tags at no charge (up to 104 extra tags, prorated)

Trash Tag Program Review


Trash Tag Municipal Scan



13 Municipalities Scanned:
Regions of: Halton, Peel, Niagara, York, Durham, Waterloo, Oxford, City of: Toronto, London, Ottawa, Thunder Bay, Guelph, District of Muskoka.



All except Guelph and Ottawa use trash tags.
City of Hamilton is the only one to offer free tags.



11 municipalities have no limit on tags. Tags purchased through municipal website in nearly all locations.



Average cost per tag is \$2.33

Trash Tag Program Review

Number of Additional Tags Requested:

Year	Additional Tag Requests	# of Additional Tags
2018	5,294	74,116
2019	6,265	87,710
2020	8,507	119,098
2021	14,735	206,290
2022	16,590	232,260
2023	19,399	271,586

Trash Tag Program Review

Number of Special Consideration Requests:

Year	Special Consideration Requests	# of Additional Tags
2021 / 2022	2,856	246,208
2022 / 2023	2,591	225,818

Trash Tag Program Review

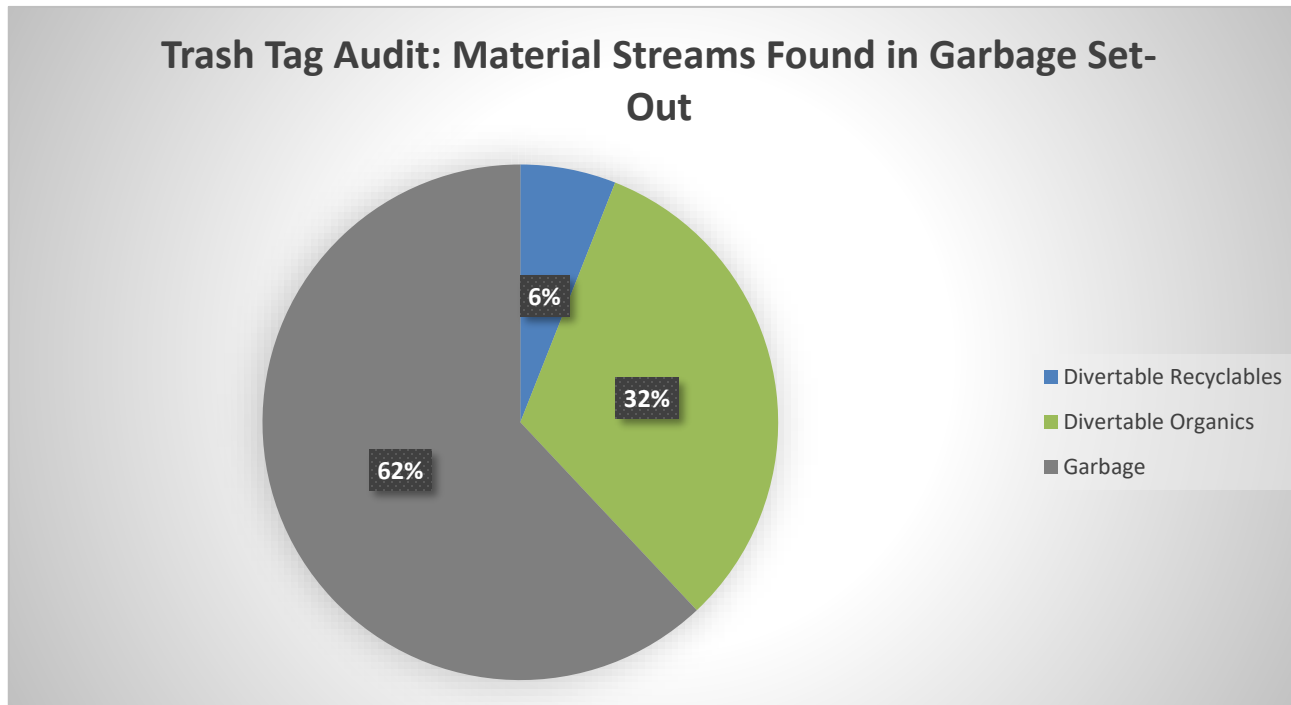
Cost Impact:

Year	Costs for Trash Tags	Costs for Special Consideration Tags	Total Costs
2018/2019	\$35,444.39	\$5,918.64	\$41,363.04
2019/2020	\$38,963.71	\$5,102.02	\$44,065.73
2020/2021	\$49,750.30	\$7,687.88	\$57,438.18
2021/2022	\$34,018.75	\$6,965.82	\$40,984.57
2022/2023	\$53,463.47	\$7,801.00	\$61,264.47
2023/2024	\$48,104.58	\$8,105.21	\$56,209.79

Staffing Impacts: 0.8 FTE (additional trash tags) + 0.1 FTE (special consideration) = 0.9 FTE

Trash Tag Program Review

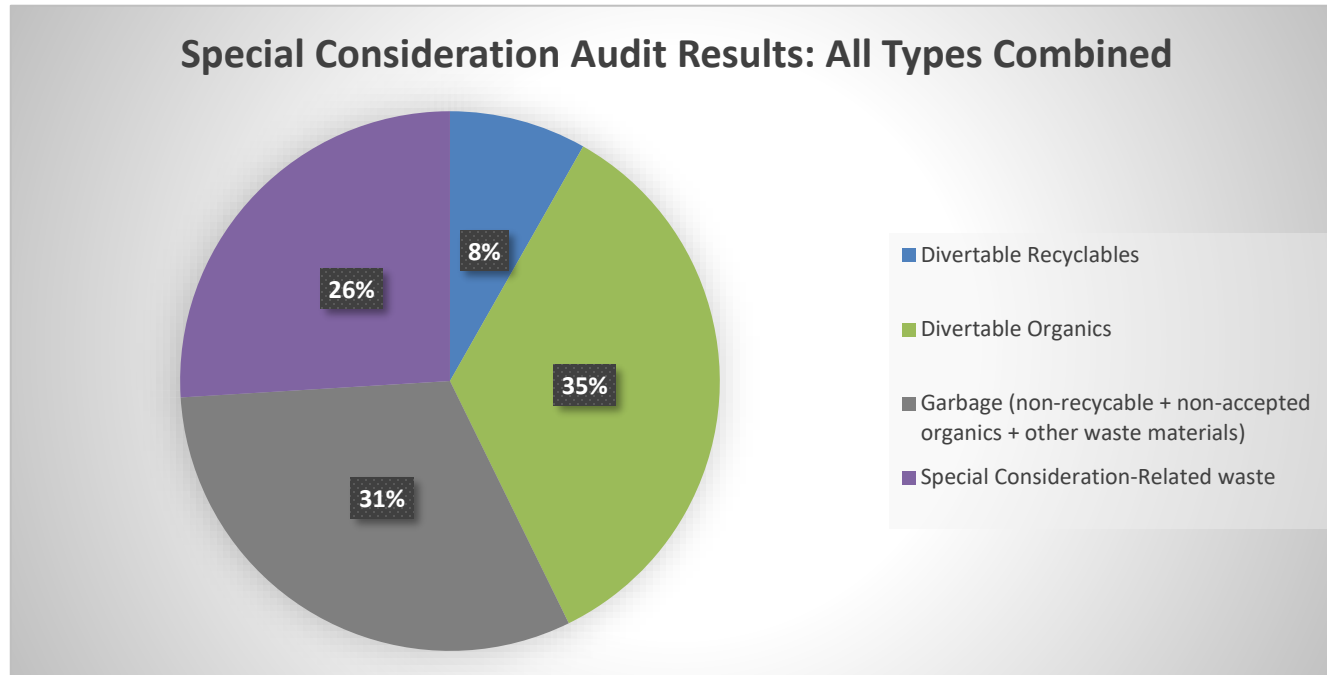
Audit Results – properties that requested additional 14 tags



- 224 samples (two samples from most properties)
- Total weight of material audited 2,580 kgs

Trash Tag Program Review

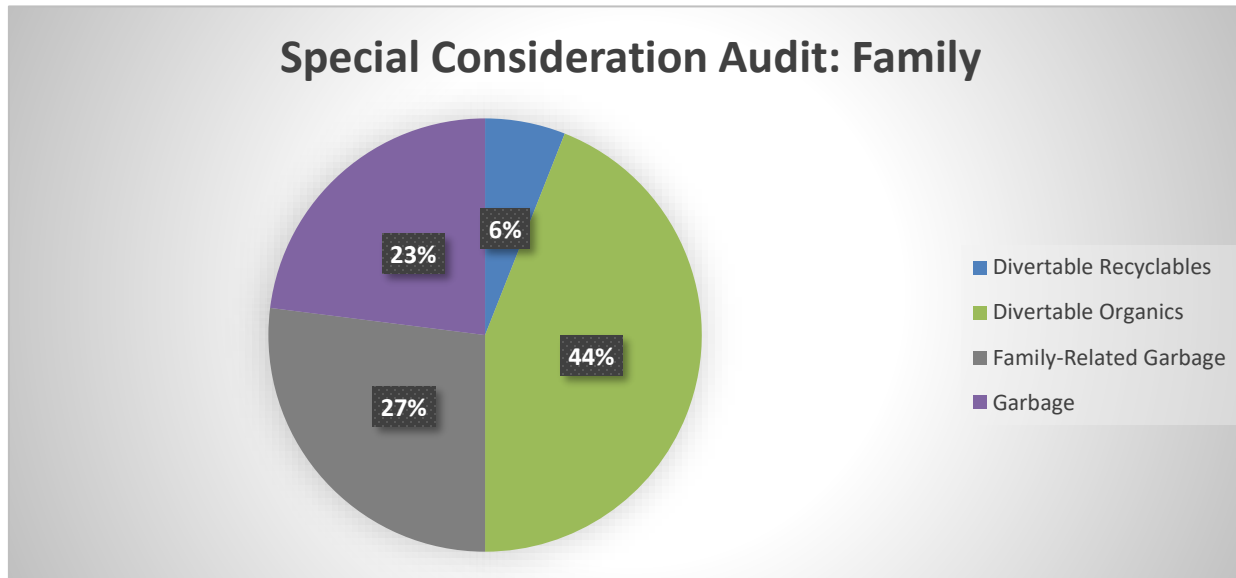
Audit Results – special consideration properties



- 102 properties audited
- Total weight of material audited 1,827 kgs

Trash Tag Program Review

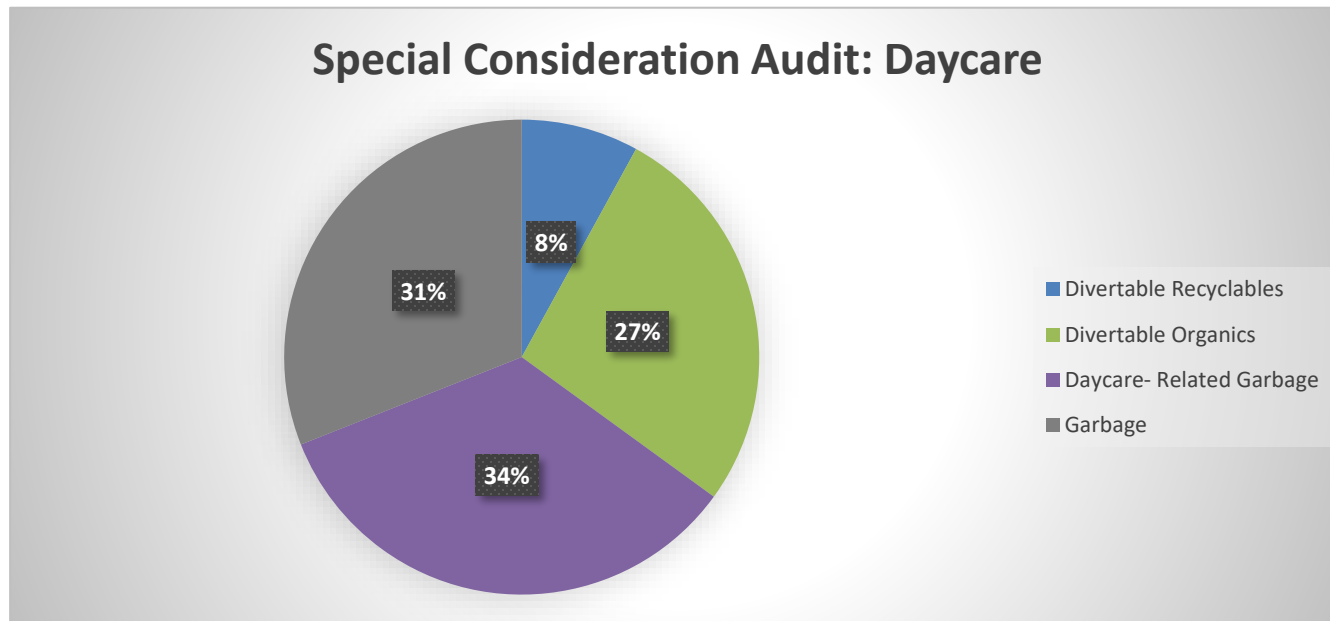
Audit Results – special consideration properties with two or more children under four



- 28 properties audited
- 572 kgs of material audited
- 13 of 28 properties had zero diapers in the garbage

Trash Tag Program Review

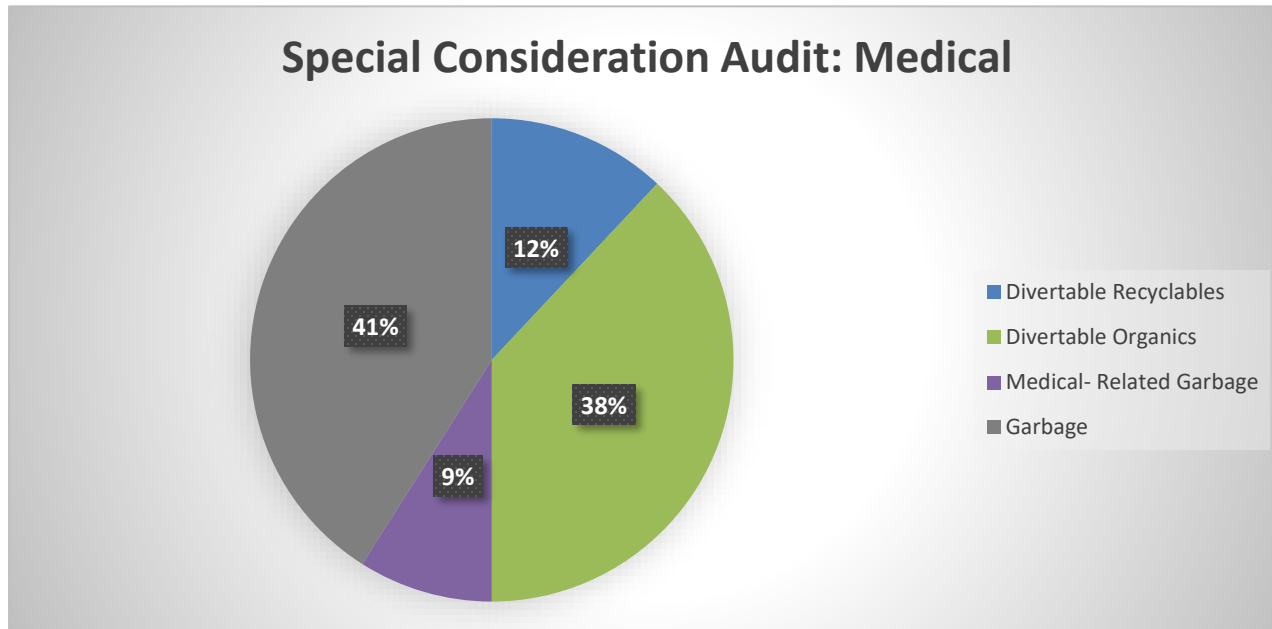
Audit Results – special consideration properties identified as home daycares



- 30 properties audited
- 483 kgs of material audited
- 9 of 30 properties had no diaper waste in the garbage

Trash Tag Program Review

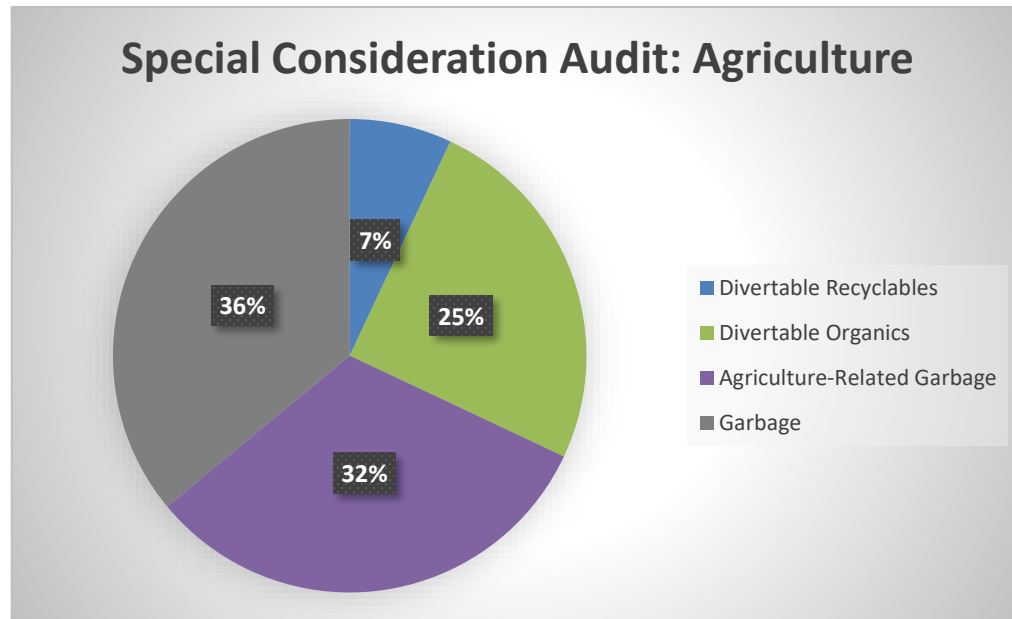
Audit Results – special consideration properties with medical conditions



- 23 properties audited
- 411 kgs of material audited
- 13 of 23 properties had no medical waste in the garbage

Trash Tag Program Review

Audit Results – special consideration properties identified as agricultural



- 21 properties audited
- 361 kgs of material audited
- 11 of 21 properties had no agricultural waste in the garbage

Trash Tag Program Review

Next Steps:

- Use information from the Trash Tag program review to inform the Solid Waste Management Master plan and any recommendations for program changes