

2023 / 2024 COMPARISON

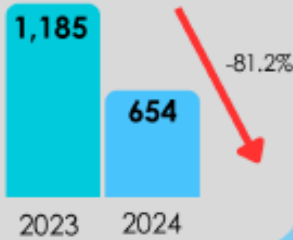
(January to end of June) Appendix "C" to Report PED24110
Page 1 of 1

HOUSING CONSTRUCTION ACTIVITY

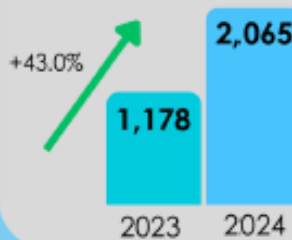
(Source: CHMC Data and City Building Permits)



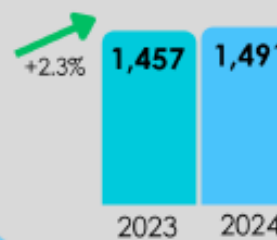
STARTS



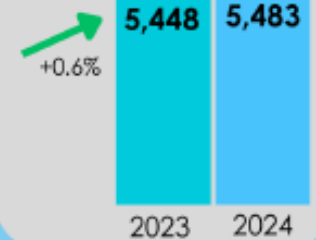
COMPLETIONS



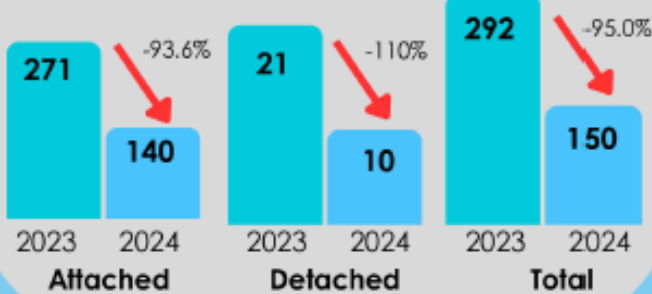
BUILDING PERMITS



UNDER CONSTRUCTION



ADDITIONAL DWELLING UNITS



RESIDENTIAL INTENSIFICATION RATE

(Source: City Building Permits)

85%

2023

76%

2024

(January to June)



HOUSING TYPES AND TENURES

HOUSING TYPES (Source: CHMC Housing Starts)

Dwelling Type	2023		2024	
Single Detached	112	9.5%	116	17.7%
Semi Detached	4	0.3%	54	8.3%
Row	251	21.2%	101	15.4%
Apartment	818	69.0%	383	58.6%

HOUSING TENURES (Source: CHMC Housing Starts)

Dwelling Type	2023		2024	
Rental	112	10.6%	116	28.0%
Homeowner	4	25.0%	54	41.4%
Condominium	251	64.4%	101	30.6%

COST OF HOUSING



AVERAGE RENT (Source: Rentals.ca)

Dwelling Type	2023	2024
Bachelor	\$1,506	\$1,484
One Bedroom	\$1,871	\$1,844
Two Bedroom	\$2,279	\$2,185
Three Bedroom	\$2,406	\$2,693

AVERAGE PURCHASE PRICE

(Source: Realtors Association of Hamilton & Burlington)

2023	2024
\$799,464	\$809,851