



CITY ENRICHMENT FUND 2025

Grants Sub-Committee | May 14, 2025

Agenda

- CEF Program Overview and Timeline
- CEF Team
- 2025 Program Milestones
- 2025 Updates and Ongoing Support
- Accountability
- 2025 Intake Highlights
- CEF and Community Priorities
- 2025 Funding Recommendations
- 2025 CEF Funding Distribution and Allocation
- Inclusion, Diversity, Equity, and Accessibility Data

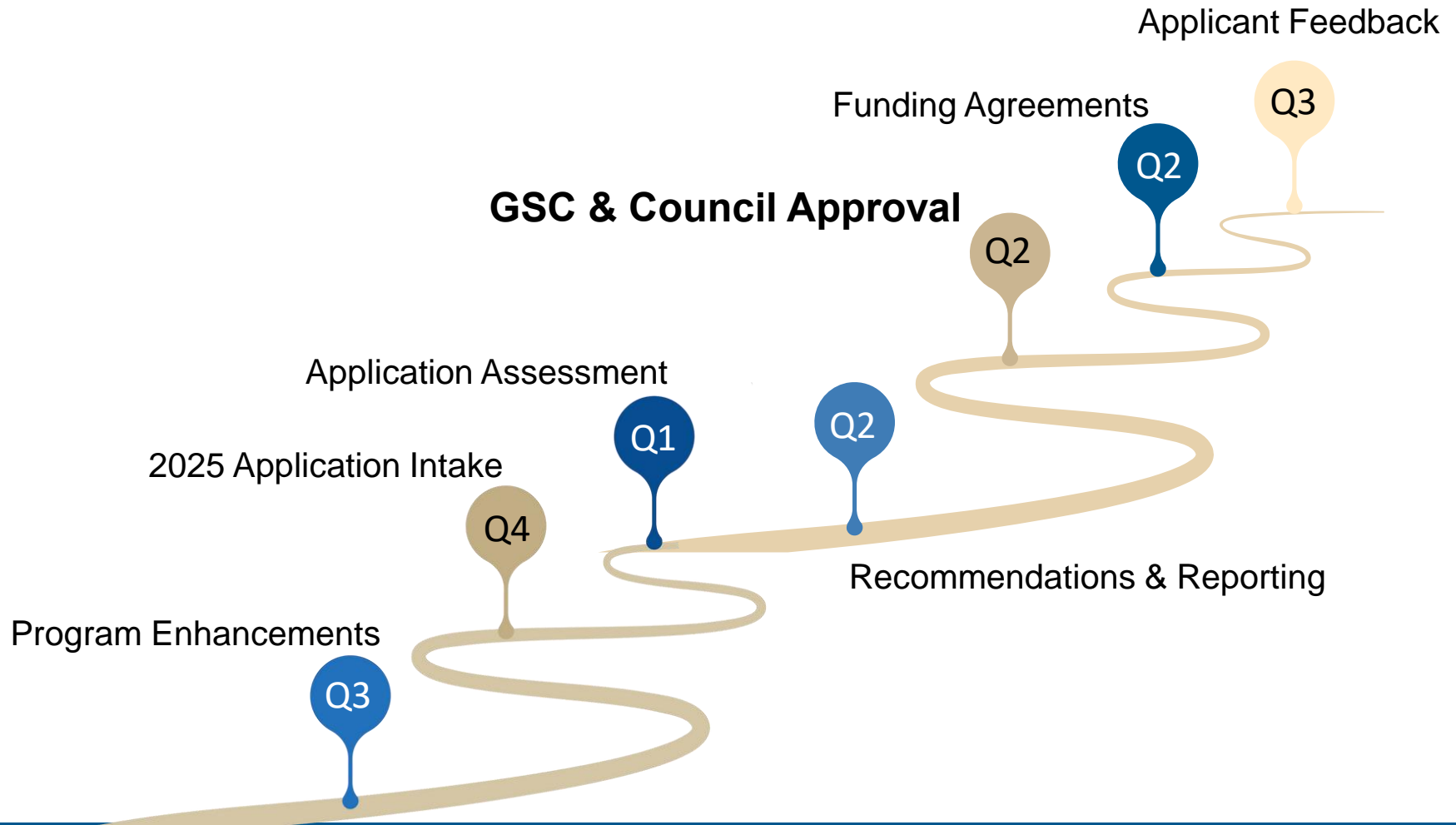
City Enrichment Fund (CEF)

Embraces the City’s vision **“To be the best place in Canada to raise a child, and age successfully”**

Acknowledges that we are investing to further improve the lives of our citizens




CEF Timeline



Program Areas and Streams

AGRICULTURE	ARTS	COMMUNITIES, CULTURE & HERITAGE	COMMUNITY SERVICES	DIGITAL	ENVIRONMENT	SPORT & ACTIVE LIFESTYLES
Programs and Events	Operating	Events & Established Activities	No one is Hungry or Without Shelter	Digital Equity	Capacity Building	Long Term Development
	Festivals	Projects	Everyone Feels Safe		Projects & Programs	Sports Awareness
	Capacity Building	Capacity Building	Every Child and Family Thrives			Capacity Building
	Creation & Presentation		No Youth is Left Behind			Sport for Development /Inclusion
			Everyone can Age in Place			Accessibility
			Community Capacity Grows			Active for Life
			Everyone Has Someone to Talk To			Multi- Sport Hosting
			Emerging Needs			

CEF Team



Tyson McMann
AGRICULTURE



Fernando Duque de Estrada
DIGITAL



Kristina Durka
ARTS



Morgan Evans
ENVIRONMENT



Kristina Durka
COMMUNITIES, CULTURE &
HERITAGE



Mike Savoy
SPORT & ACTIVE LIFESTYLES



Carmen Bian
COMMUNITY SERVICES



**Andrea Carvalho, Rebecca
Frerotte, Monique Garwood**
ADMINISTRATIVE TEAM

**Binbrook Agriculture Society
Binbrook Fair**
Agriculture Program Area

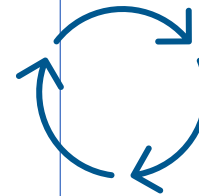


2025 CEF Program Milestones




Digital Program Made Permanent

- New permanent program area for CEF, accessible to all sectors



Multi-Year Funding pilot program launched

- Providing predictable, stable funding for high performing returning applicants, 2025 - 2027



Sector-based funding approved

- Moving away from a one size fits all approach (single formula funding) to program area specific approach and budgets

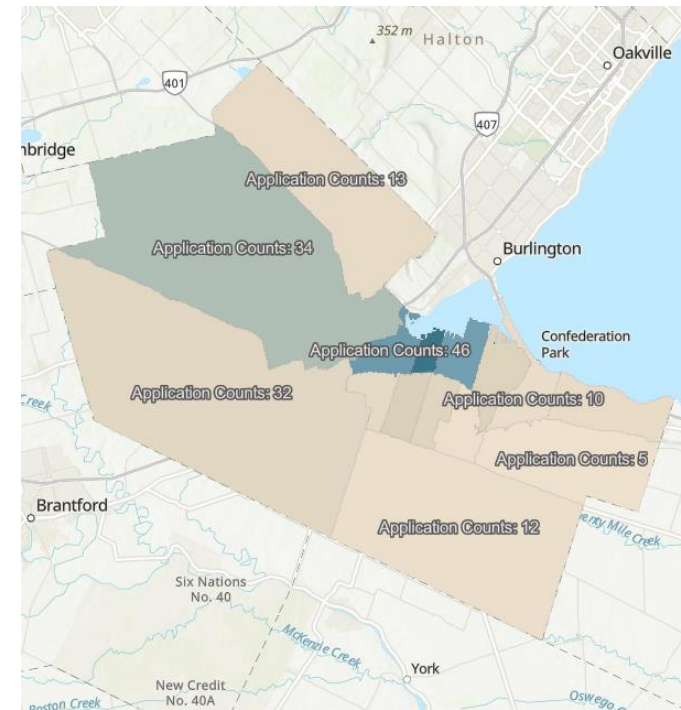


Recommended Appeals process

- Proposing a permanent appeals process providing applicant opportunities for support

2025 Updates and Ongoing Support

- **Icons** - visual identifiers and improved branding
- **Website** - redesigned to improve information access and digital user experience
- **Grant Portal** - redesigned to improve digital user experience and streamline internal operations
- **Customer Service Excellence** - continued excellent resident and community partner service
- **GIS Maps, Open Data** - Strengthening transparency and access to CEF program information through GIS mapping and Open Data
- **Revised *Grantee Reporting Data** - collecting useful grantee outcomes and impact through applicant Final Reports



*Grantee – successfully funded program applicants

**Festival of Friends
August 4th, 2024
Aaron Goodvin Performance
Arts Program Area**



Accountability

- ✓ **247** Financial Reviews in 2025
- ✓ Transparency of program through staff reporting and published adjudicator lists
- ✓ Applicant review and access to adjudicator feedback each Q2-4
- ✓ Interim and Final Reports - all Grantees are required to submit interim and final reports that describe program and service outcomes, user/experience data and to ensure funded programs are delivered as described

**Green Venture
Experiential Environmental Learning
Community Science - Litter Clean Up August 2024
Environment Program Area**



2025 Intake Highlights

Applications

- 463 applications received, 8.4% increase in applications from last year
- 171 new applicant programs, 146 passing
- 292 returning applicant programs, 289 passing
- 186 MYF submissions, 103 passing
- Funding all passing applications = Funding Principles

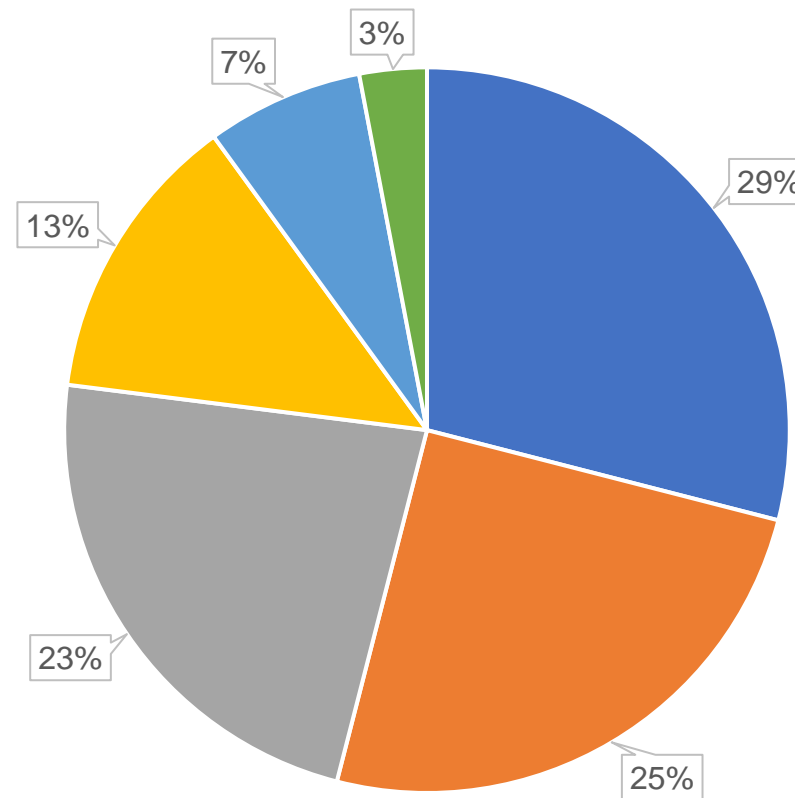
Adjudication

- Adjudication from December - January
- 28 total teams
- 48 internal staff
- 34 external adjudicators



Khayr Project Canada - KhayrYouth Soccer
Sport & Active Lifestyle Program Area

Community Priorities



- Community Engagement and Participation
- Healthy and Safe Communities
- Clean and Green

- Culture and Diversity
- Economic Prosperity and Growth
- Built Environment and Infrastructure

Community Priorities

Program Area	Community Engagement and Participation	Economic Prosperity and Growth	Healthy and Safe Communities	Clean and Green	Culture and Diversity	Built Environment and Infrastructure
AGR	14	10	10	11	11	5
ART	81	50	30	12	87	6
CCH	83	45	40	19	77	11
CS	94	31	131	15	72	3
DIG	8	7	4	2	7	2
ENVR	10	2	6	11	4	1
SAL	71	18	70	12	50	7
Grand Total	361	163	291	82	308	35

Association de la Communauté Ivoirienne de Hamilton
Celebration of Afro-Caribbean cultural wealth
Communities, Culture, & Heritage Program Area



2025 Intake and Budget

Program and Stream	2024 Program Area Recommendations	2025 Approved CEF Program	2025 Enhancement	MAT Reserve Funding*	2025 Overall Budget
Agriculture	\$127,761	\$154,924	\$0		\$154,924
Arts	\$3,107,893	\$3,195,247	\$0		\$3,195,247
Communities, Culture & Heritage	\$500,763	\$675,403	\$0		\$675,403
Community Services	\$2,841,376	\$2,574,979	\$457,585		\$3,032,564
Digital	\$70,290	\$75,000	\$100,000		\$100,000
Environment	\$161,008	\$158,198	\$2,810		\$161,008
Sport & Active Lifestyles	\$336,349	\$292,659	\$107,715		\$400,374
Administration	\$50,000	\$50,000			\$50,000
Municipal Accommodation Tax*				\$175,000	\$175,000
Total Grants Budget		\$7,176,410	\$668,110		\$7,944,520

* One-Time

Recommendations: Consistent

All passing applicants funded

Meets CEF funding principles and increases access to municipal support.

Sector-based

Maximizes the program area budget allocations. Similar formula applied across CEF, with minor variations to equitably address significant program area growth, stability, and increase in dollar requests.

Returning “C” applicants

No increase, matching 2024 levels.
No reductions have been recommended.
Fewest applications in total 51 passing C’s.

Funding prioritized for “A” and “B” applicants

Insured higher rated applicants received funding level relative to scores. Increase’s recommended where possible.

New vs Returning applicants

Where possible, funding matched prior year funding for returning applicants or funded them at the same percentage as new applicants. This ensures consistency for both returning and new..

MYF

Transparency, trust-based funding, stabilize funding levels. Meets community engagement recommendations.

Recommendations: Program Area Distinctions



Matching 2024 CEF and 2024 Bridge Funding

To provide consistent and predictable funding levels for “A” rated applicants. When budget allowed, “B” rated applicants received bridge matching funds.

ALL program areas with the exception of CCH



Increases

When possible, increases provided to returning A and B applicants. 22 Applications received an increase

AGR, ART, DIG, ENV



Funding Formulas

Areas with more available budget received a single formula irrespective of new or returning status.

Single formula: AGR, DIG, ENV, SAL.

Areas with constraint budgets due to increase in applications and/or request levels received separate formulas for new and returning.

Two formulas: one each for new and returning: ART, CCH, CS

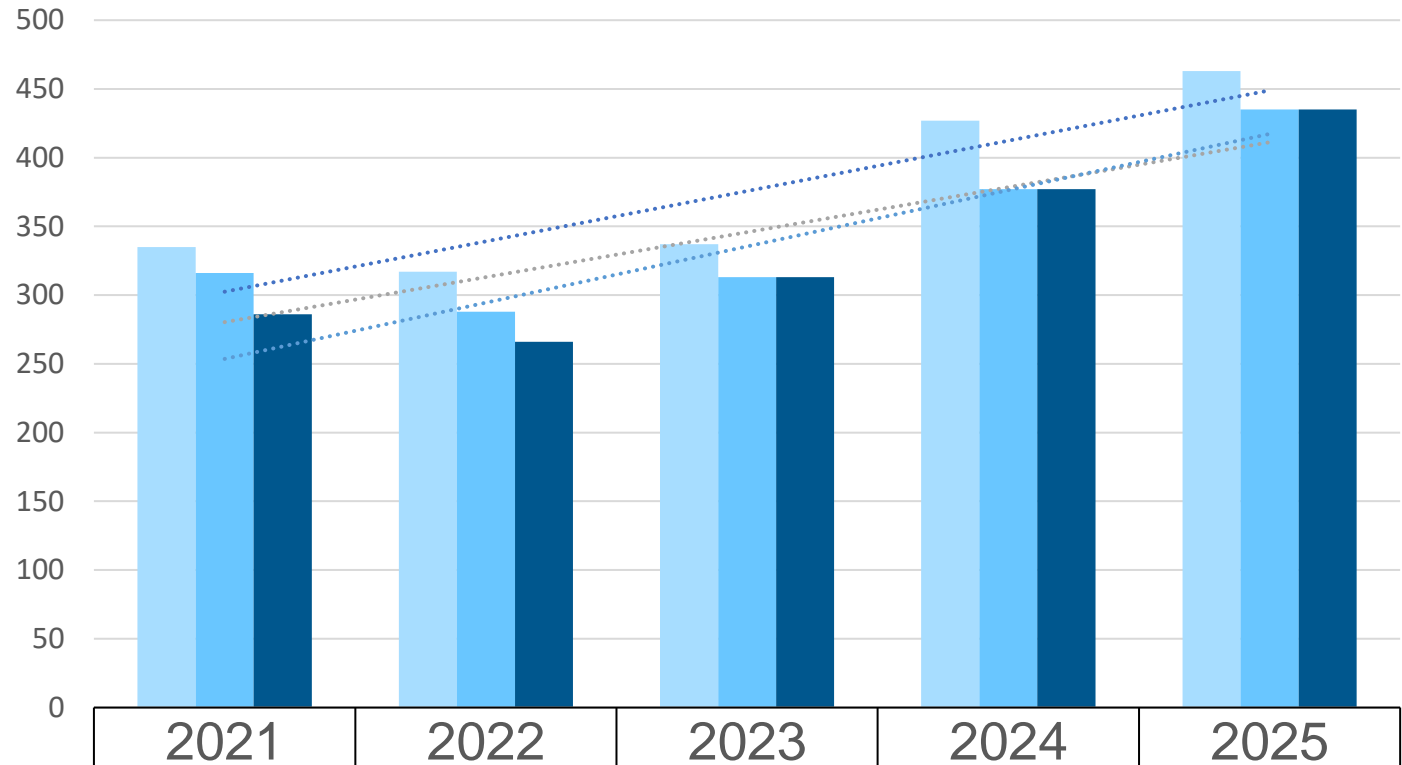
Varying % of request funded based on the available program area budget and passing applications.

2025 Funding Recommendations

Category	No. of Apps	No. of Passing Apps	2025 Budget	2025 Requested	2025 Recommended	Budget vs. Recommended	
AGR	15	15	\$154,924	\$154,374	\$138,473	\$16,451	10.6%
Arts	93	86	\$3,195,247	\$4,700,640	\$3,370,285	\$-175,038*	-5.5%
CCH	93	86	\$675,403	\$1,467,493	\$674,434	\$969	0.1%
CS	144	137	\$3,032,564	\$5,463,083	\$3,078,463	-\$45,899	-1.51%
DIG	10	8	\$100,000	\$135,800	\$99,945	\$55	0.1%
ENV	13		\$161,008	\$250,001	\$158,936	\$2,072	1.3%
SAL	83	82	\$400,374	\$653,860	\$400,235	\$139	0.0%
Total Grant Requests	463	435	\$7,719,520	\$12,825,251	\$7,920,771	-\$201,251	MAT & Reserve
CEF Administration			\$50,000		\$50,000		
Total City Enrichment Fund			\$7,769,520		\$7,970,771	-\$201,251*	-2.59%

* One-Time COH MAT Reserve, and CEF Reserve Funding

Year-over-Year Grant Applications



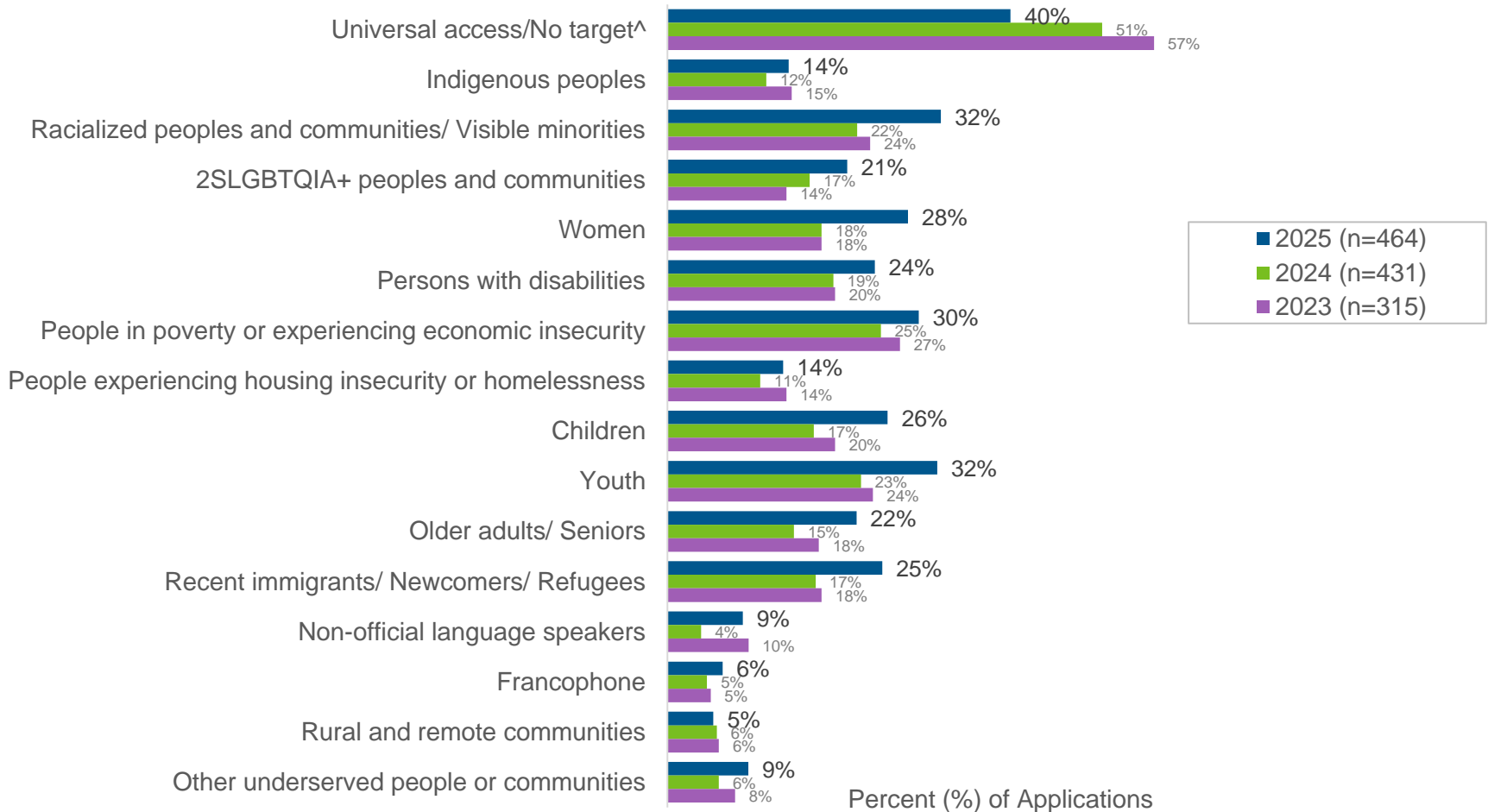
	2021	2022	2023	2024	2025
Total Applications	335	317	337	427	463
Passing Applications	316	288	313	377	435
Programs Funded	286	266	313	377	435 ²¹

**Ontario Nature
Engaging the Hamilton Community in Reptile and
Amphibian Community Science and Conservation
Environment Program Area**



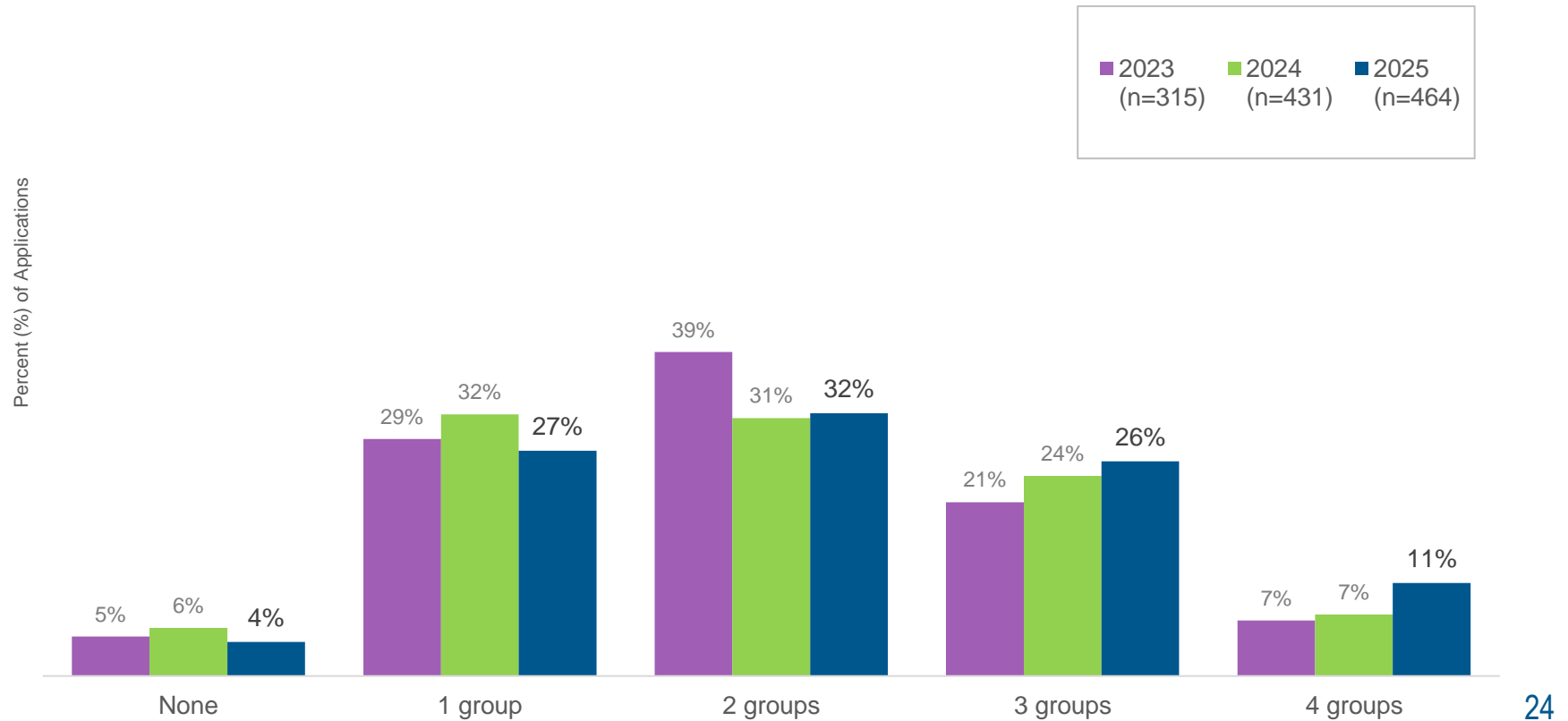
IDEA Data

Program's Target Population



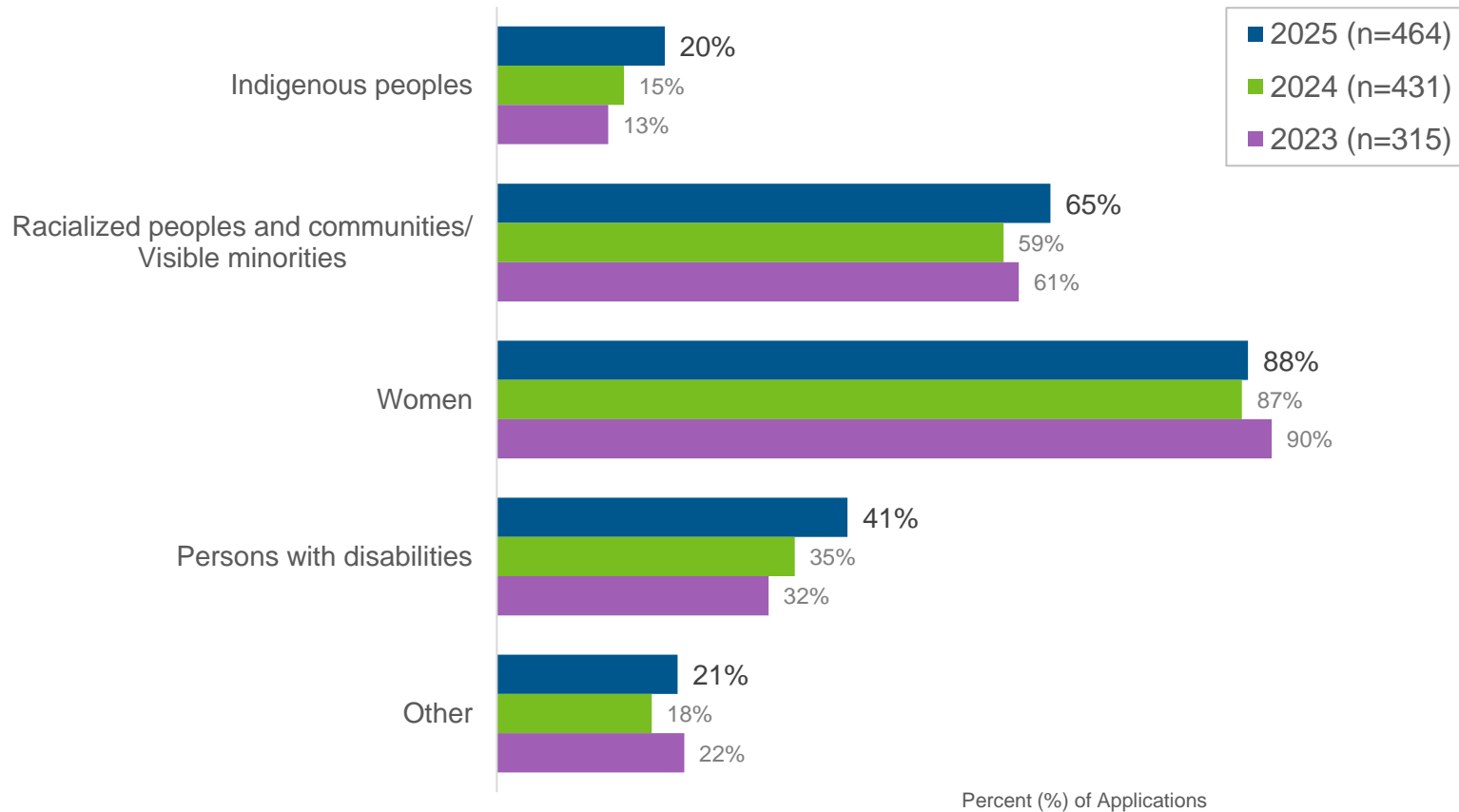
IDEA Data

Number of Employment Equity Designated Groups Represented by Organization's Governance Structure



IDEA Data

Organizations with Governance Structure Members that Self-identify with Employment Equity Designated Groups



**Glanbrook Community Services
Community Supports Program
Community Services Program Area**





Hamilton

THANK YOU